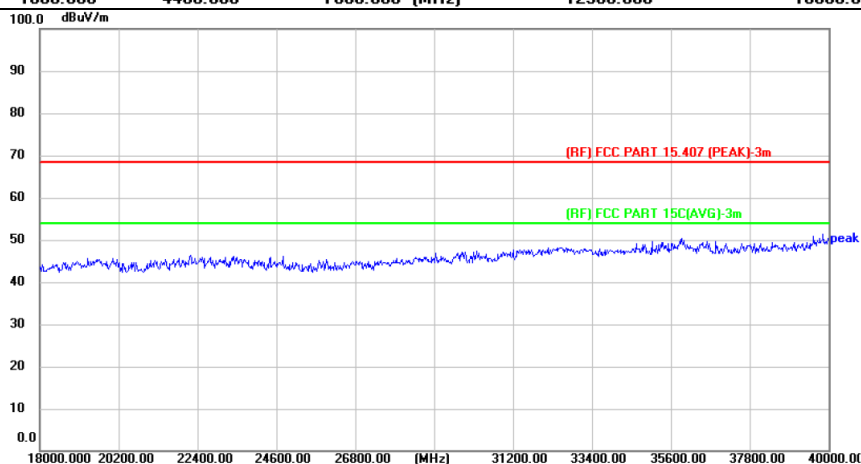
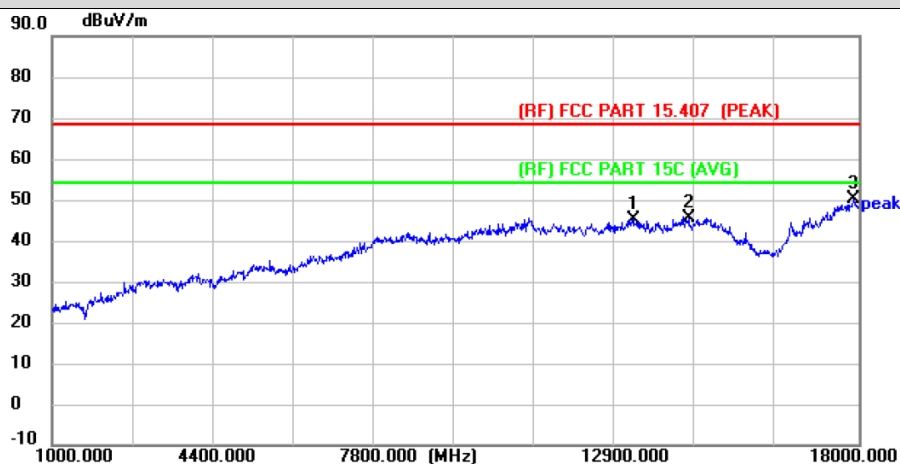


Temperature:	23.5°C	Relative Humidity:	46%
Test Voltage:	AC 120V/60Hz		
Test Mode:	TX 802.11ac(VHT80) Mode 5530MHz		

**Horizontal**



No.	Frequency (MHz)	Reading (dBuV)	Factor (dB/m)	Level (dBuV/m)	Limit (dBuV/m)	Margin (dB)	Detector	P/F
1	13257.000	37.72	7.57	45.29	68.30	-23.01	peak	P
2	14413.000	36.75	8.74	45.49	68.30	-22.81	peak	P
3 *	17898.000	33.87	16.27	50.14	68.30	-18.16	peak	P

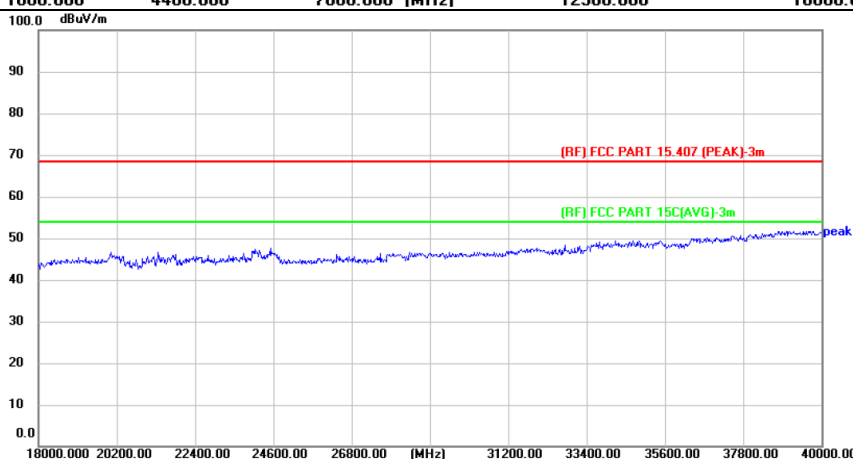
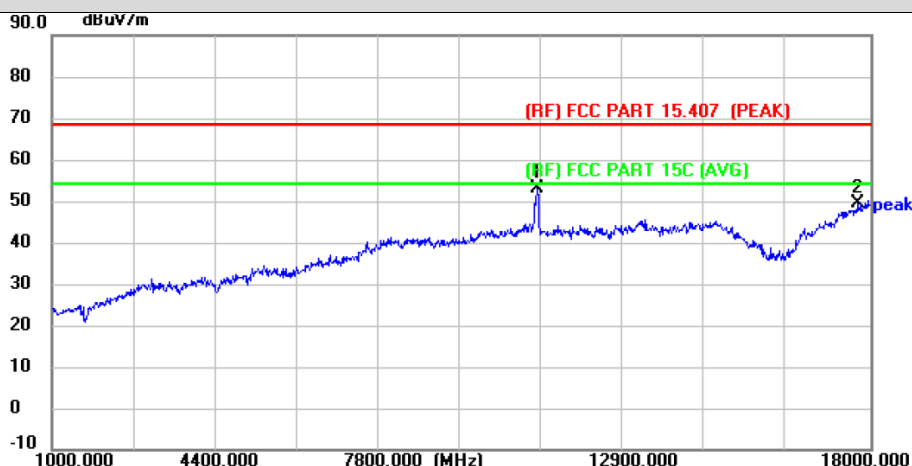
**Remark:**

1. Corr. = Antenna Factor (dB/m) + Cable Loss (dB)
2. Peak/AVG (dBuV/m) = Corr. (dB/m) + Read Level (dBuV)
3. Margin (dB) = Peak/AVG (dBuV/m) - Limit PK/AVG (dBuV/m)
4. The tests evaluated 1-40GHz, The testing has been conformed to the 10th harmonic of the highest fundamental frequency or 40GHz. Test with highpass filter (Pass Frequency: 8-25G).
5. No report for the emission which more than 20dB below the prescribed limit.
6. The peak value < average limit, So only show the peak value. and 18GHz-40GHz is the noise, No other signals were detected.



Temperature:	23.5°C	Relative Humidity:	46%
Test Voltage:	AC 120V/60Hz		
Test Mode:	TX 802.11ac(VHT80) Mode 5530MHz		

**Vertical**



No.	Frequency (MHz)	Reading (dBuV)	Factor (dB/m)	Level (dBuV/m)	Limit (dBuV/m)	Margin (dB)	Detector	P/F
1 *	11081.000	47.80	5.27	53.07	68.30	-15.23	peak	P
2	17745.000	33.94	15.47	49.41	68.30	-18.89	peak	P

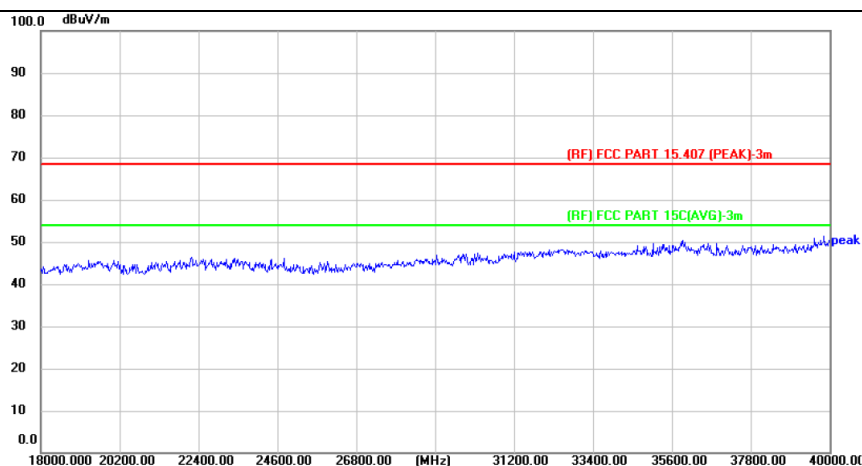
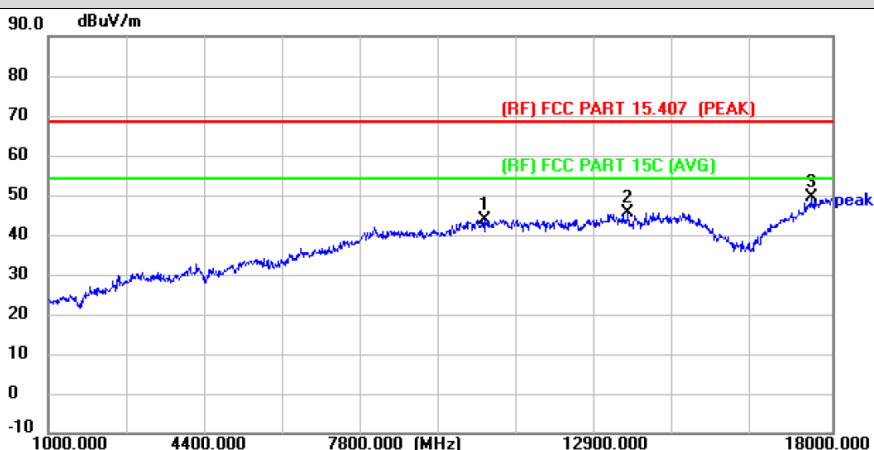
**Remark:**

1. Corr. = Antenna Factor (dB/m) + Cable Loss (dB)
2. Peak/AVG (dBμV/m)= Corr. (dB/m)+ Read Level (dBμV)
3. Margin (dB) = Peak/AVG (dBμV/m)-Limit PK/AVG(dBμV/m)
4. The tests evaluated 1-40GHz,The testing has been conformed to the 10th harmonic of the highest fundamental frequency or 40GHz. Test with highpass filter (Pass Frequency:8-25G).
5. No report for the emission which more than 20dB below the prescribed limit.
6. The peak value<average limit, So only show the peak value. and 18GHz-40GHz is the noise, No other signals were detected.



<b>Temperature:</b>	23.5°C	<b>Relative Humidity:</b>	46%
<b>Test Voltage:</b>	AC 120V/60Hz		
<b>Test Mode:</b>	TX 802.11ac(VHT80) Mode 5610MHz		

**Horizontal**



No.	Frequency (MHz)	Reading (dBuV)	Factor (dB/m)	Level (dBuV/m)	Limit (dBuV/m)	Margin (dB)	Detector	P/F
1	10469.000	40.09	3.78	43.87	68.30	-24.43	peak	P
2	13580.000	37.76	7.60	45.36	68.30	-22.94	peak	P
3 *	17541.000	35.06	14.37	49.43	68.30	-18.87	peak	P

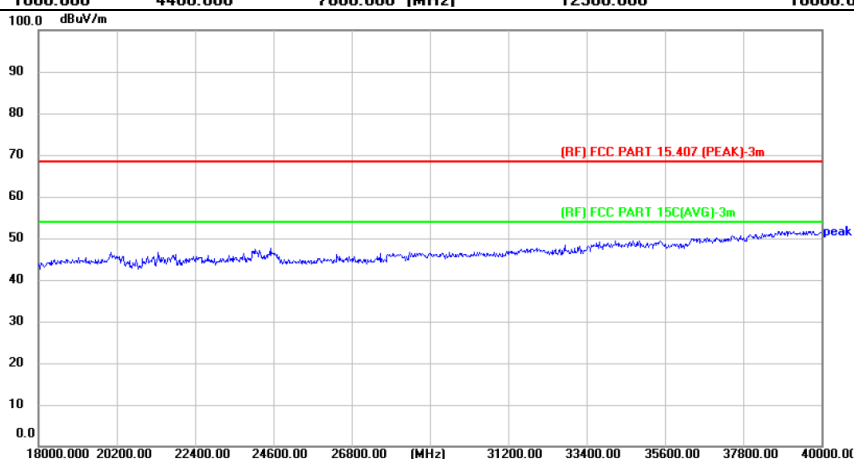
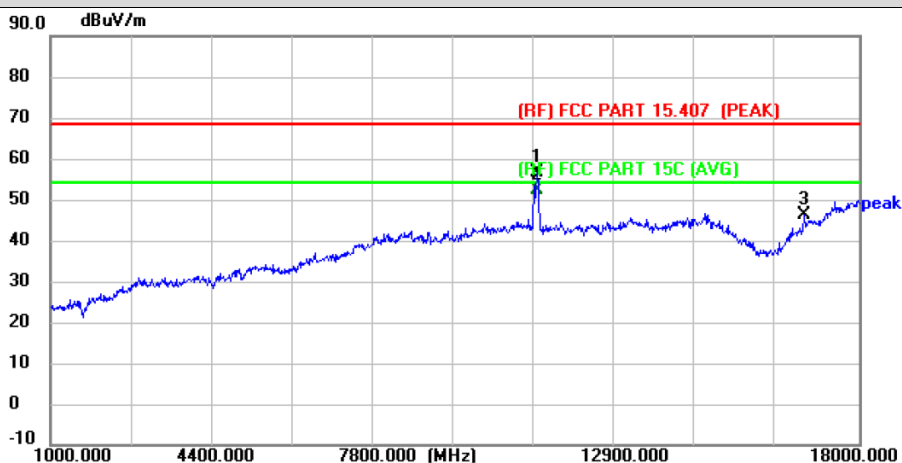
**emark:**

1. Corr. = Antenna Factor (dB/m) + Cable Loss (dB)
2. Peak/AVG (dBuV/m)= Corr. (dB/m)+ Read Level (dBuV)
3. Margin (dB) = Peak/AVG (dBuV/m)-Limit PK/AVG(dBuV/m)
4. The tests evaluated 1-40GHz,The testing has been conformed to the 10th harmonic of the highest fundamental frequency or 40GHz. Test with highpass filter (Pass Frequency:8-25G).
5. No report for the emission which more than 20dB below the prescribed limit.
6. The peak value < average limit, So only show the peak value. and 18GHz-40GHz is the noise, No other signals were detected.



Temperature:	23.5°C	Relative Humidity:	46%
Test Voltage:	AC 120V/60Hz		
Test Mode:	TX 802.11ac(VHT80) Mode 5610MHz		

**Vertical**



No.	Frequency (MHz)	Reading (dBuV)	Factor (dB/m)	Level (dBuV/m)	Limit (dBuV/m)	Margin (dB)	Detector	P/F
1	11234.000	51.06	5.43	56.49	68.30	-11.81	peak	P
2 *	11234.000	47.04	5.43	52.47	54.00	-1.53	AVG	P
3	16861.000	36.84	9.39	46.23	68.30	-22.07	peak	P

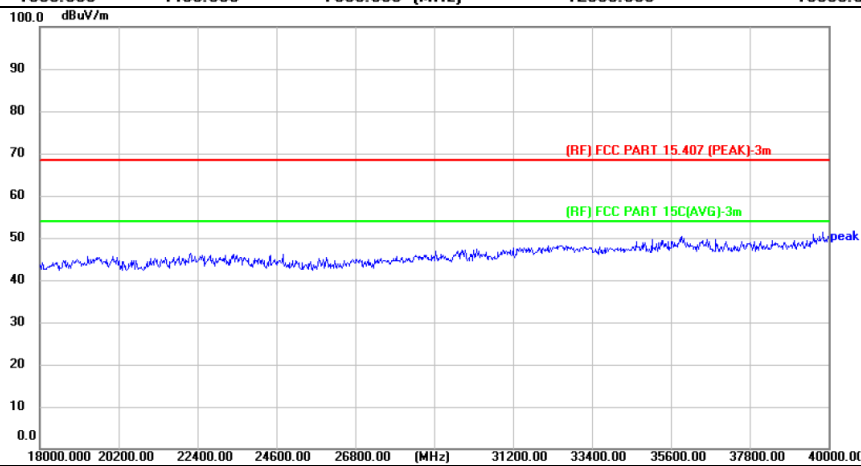
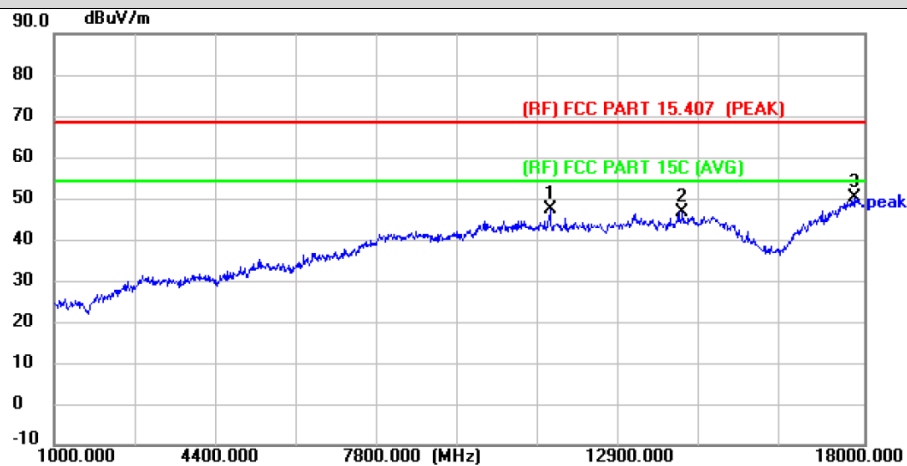
**Remark:**

1. Corr. = Antenna Factor (dB/m) + Cable Loss (dB)
2. Peak/AVG (dBμV/m) = Corr. (dB/m) + Read Level (dBμV)
3. Margin (dB) = Peak/AVG (dBμV/m) - Limit PK/AVG (dBμV/m)
4. The tests evaluated 1-40GHz, The testing has been conformed to the 10th harmonic of the highest fundamental frequency or 40GHz. Test with highpass filter (Pass Frequency: 8-25G).
5. No report for the emission which more than 20dB below the prescribed limit.
6. The peak value < average limit, So only show the peak value. and 18GHz-40GHz is the noise, No other signals were detected.



Temperature:	23.5°C	Relative Humidity:	46%
Test Voltage:	AC 120V/60Hz		
Test Mode:	TX 802.11ac(VHT80) Mode 5690MHz		

**Horizontal**



No.	Frequency (MHz)	Reading (dBuV)	Factor (dB/m)	Level (dBuV/m)	Limit (dBuV/m)	Margin (dB)	Detector	P/F
1	11404.000	41.39	5.93	47.32	68.30	-20.98	peak	P
2	14192.000	37.94	8.68	46.62	68.30	-21.68	peak	P
3 *	17813.000	34.35	15.84	50.19	68.30	-18.11	peak	P

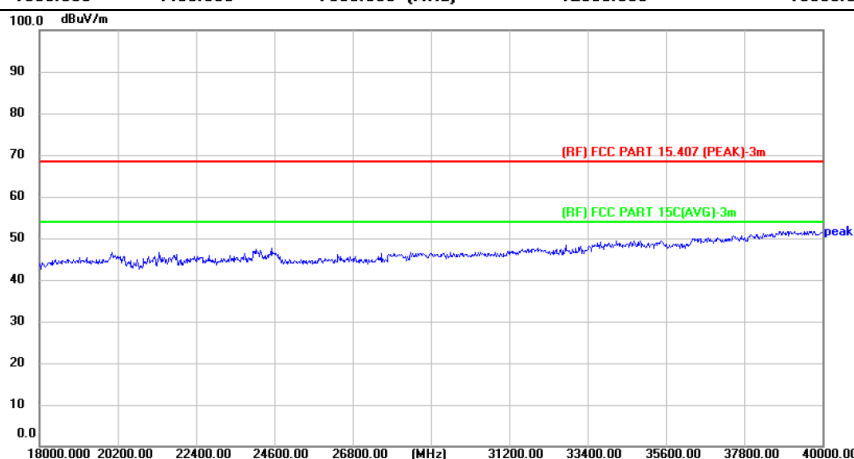
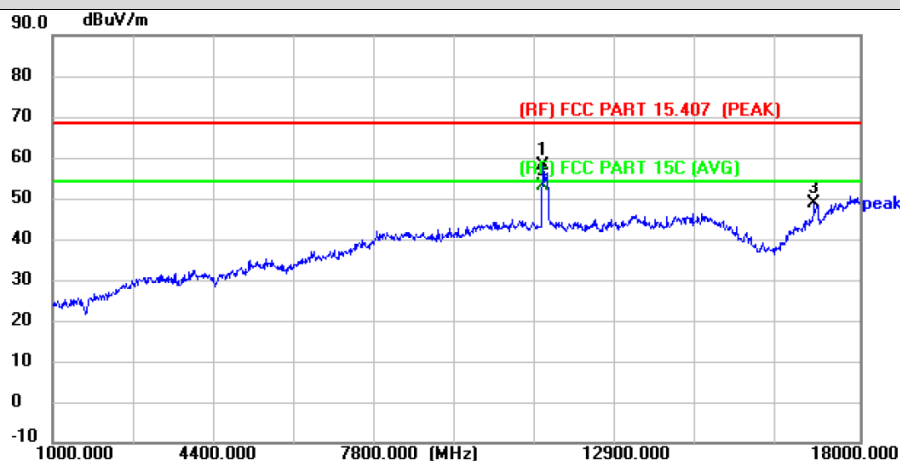
**emark:**

1. Corr. = Antenna Factor (dB/m) + Cable Loss (dB)
2. Peak/AVG (dBuV/m)= Corr. (dB/m)+ Read Level (dBuV)
3. Margin (dB) = Peak/AVG (dBuV/m)-Limit PK/AVG(dBuV/m)
4. The tests evaluated 1-40GHz,The testing has been conformed to the 10th harmonic of the highest fundamental frequency or 40GHz. Test with highpass filter (Pass Frequency:8-25G).
5. No report for the emission which more than 20dB below the prescribed limit.
6. The peak value < average limit, So only show the peak value. and 18GHz-40GHz is the noise, No other signals were detected.



Temperature:	23.5°C	Relative Humidity:	46%
Test Voltage:	AC 120V/60Hz		
Test Mode:	TX 802.11ac(VHT80) Mode 5690MHz		

**Vertical**



No.	Frequency (MHz)	Reading (dBuV)	Factor (dB/m)	Level (dBuV/m)	Limit (dBuV/m)	Margin (dB)	Detector	P/F
1	11319.000	52.53	5.47	58.00	68.30	-10.30	peak	P
2 *	11319.000	47.52	5.47	52.99	54.00	-1.01	AVG	P
3	17048.000	38.02	10.68	48.70	68.30	-19.60	peak	P

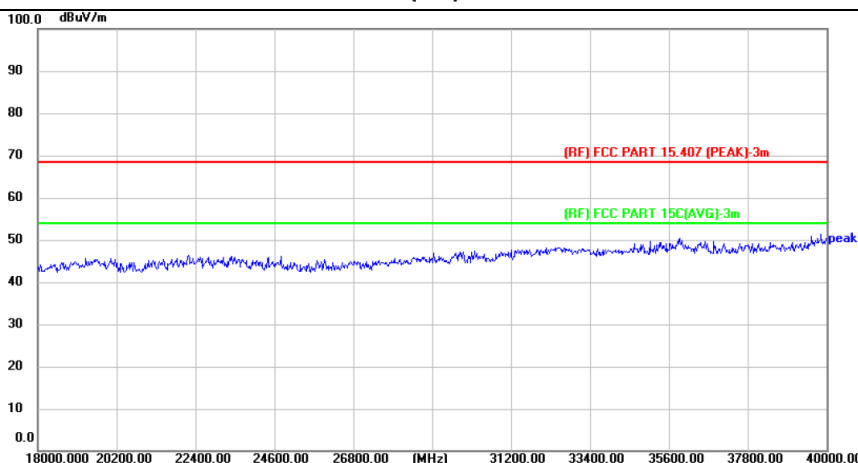
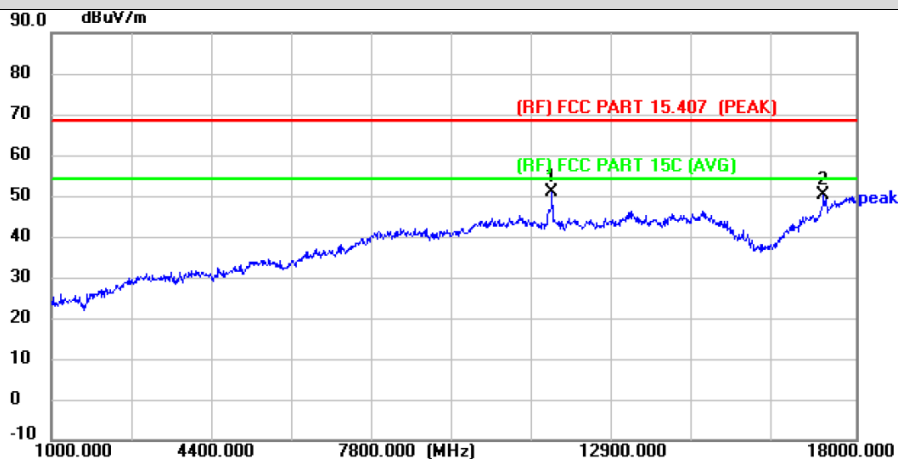
**Remark:**

1. Corr. = Antenna Factor (dB/m) + Cable Loss (dB)
2. Peak/AVG (dBμV/m) = Corr. (dB/m) + Read Level (dBμV)
3. Margin (dB) = Peak/AVG (dBμV/m) - Limit PK/AVG (dBμV/m)
4. The tests evaluated 1-40GHz, The testing has been conformed to the 10th harmonic of the highest fundamental frequency or 40GHz. Test with highpass filter (Pass Frequency: 8-25G).
5. No report for the emission which more than 20dB below the prescribed limit.
6. The peak value < average limit, So only show the peak value. and 18GHz-40GHz is the noise, No other signals were detected.



Temperature:	23.5°C	Relative Humidity:	46%
Test Voltage:	AC 120V/60Hz		
Test Mode:	TX 802.11ac(VHT80) Mode 5775MHz		

**Horizontal**



No.	Frequency (MHz)	Reading (dBuV)	Factor (dB/m)	Level (dBuV/m)	Limit (dBuV/m)	Margin (dB)	Detector	P/F
1 *	11574.000	44.62	6.14	50.76	68.30	-17.54	peak	P
2	17320.000	37.65	12.36	50.01	68.30	-18.29	peak	P

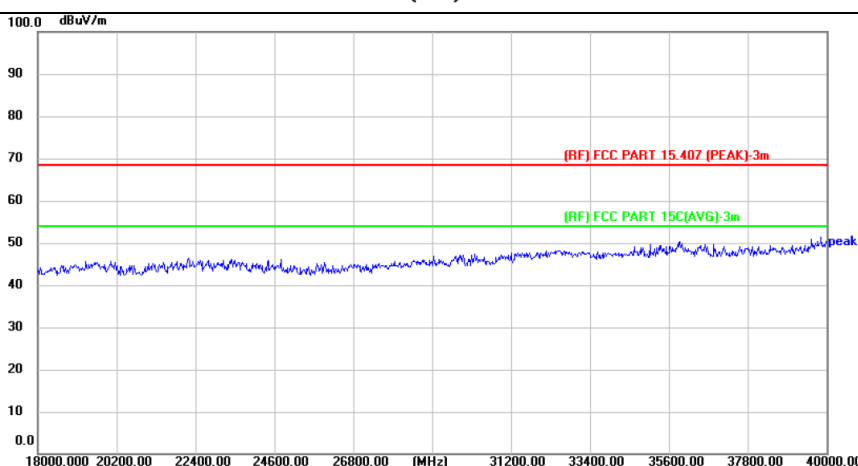
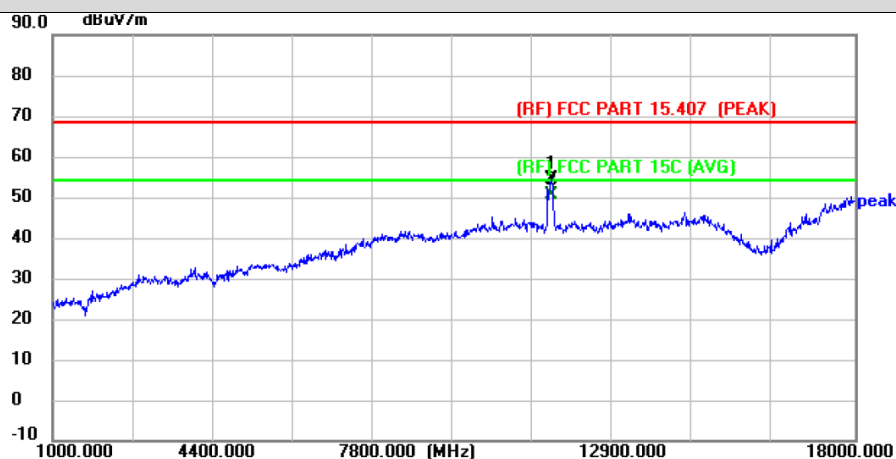
**Remark:**

1. Corr. = Antenna Factor (dB/m) + Cable Loss (dB)
2. Peak/AVG (dBuV/m) = Corr. (dB/m) + Read Level (dBuV)
3. Margin (dB) = Peak/AVG (dBuV/m) - Limit PK/AVG (dBuV/m)
4. The tests evaluated 1-40GHz, The testing has been conformed to the 10th harmonic of the highest fundamental frequency or 40GHz. Test with highpass filter (Pass Frequency: 8-25G).
5. No report for the emission which more than 20dB below the prescribed limit.
6. The peak value < average limit, So only show the peak value. and 18GHz-40GHz is the noise, No other signals were detected.



Temperature:	23.5°C	Relative Humidity:	46%
Test Voltage:	AC 120V/60Hz		
Test Mode:	TX 802.11ac(VHT80) Mode 5775MHz		

**Vertical**



No.	Frequency (MHz)	Reading (dBuV)	Factor (dB/m)	Level (dBuV/m)	Limit (dBuV/m)	Margin (dB)	Detector	P/F
1	11557.000	48.44	6.13	54.57	68.30	-13.73	peak	P
2 *	11557.000	44.56	6.13	50.69	54.00	-3.31	AVG	P

**Remark:**

1. Corr. = Antenna Factor (dB/m) + Cable Loss (dB)
2. Peak/AVG (dBuV/m) = Corr. (dB/m) + Read Level (dBuV)
3. Margin (dB) = Peak/AVG (dBuV/m) - Limit PK/AVG (dBuV/m)
4. The tests evaluated 1-40GHz, The testing has been conformed to the 10th harmonic of the highest fundamental frequency or 40GHz. Test with highpass filter (Pass Frequency: 8-25G).
5. No report for the emission which more than 20dB below the prescribed limit.
6. The peak value < average limit, So only show the peak value. and 18GHz-40GHz is the noise, No other signals were detected.

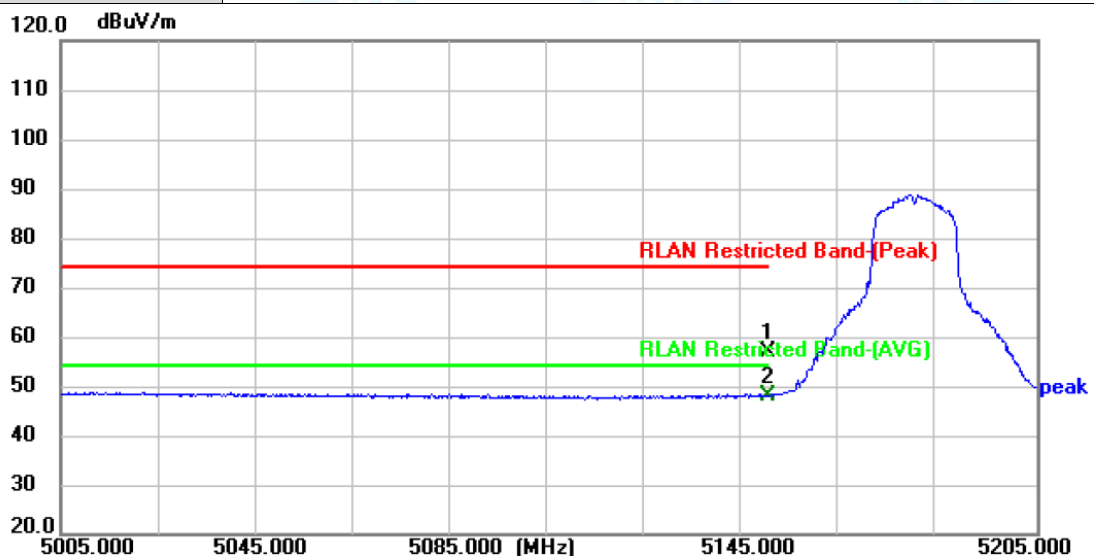




## Attachment C-- Restricted Bands Requirement Test Data

Radiation Test(only show the worst case data)

Temperature:	24.6°C	Relative Humidity:	53%
Test Voltage:	AC 120V/60Hz		
Ant. Pol.	Horizontal		
Test Mode:	TX 802.11a Mode 5180 MHz (U-NII-1)-SISO		
Remark:			



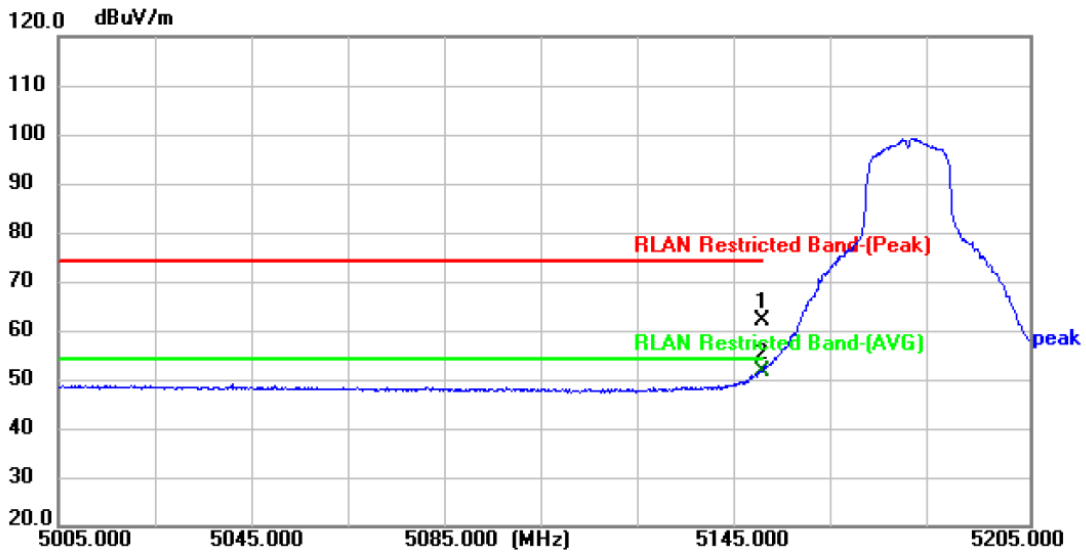
No.	Frequency (MHz)	Reading (dBuV)	Factor (dB/m)	Level (dBuV/m)	Limit (dBuV/m)	Margin (dB)	Detector	P/F
1	5150.000	42.88	14.08	56.96	74.00	-17.04	peak	P
2 *	5150.000	34.11	14.08	48.19	54.00	-5.81	AVG	P

Remark:

1. Corr. = Antenna Factor (dB/m) + Cable Loss (dB)
2. Peak/AVG (dBuV/m) = Corr. (dB/m) + Read Level (dBuV)
3. Margin (dB) = Peak/AVG (dBuV/m) - Limit PK/AVG (dBuV/m)



<b>Temperature:</b>	24.6°C	<b>Relative Humidity:</b>	53%
<b>Test Voltage:</b>	AC 120V/60Hz		
<b>Ant. Pol.</b>	Vertical		
<b>Test Mode:</b>	TX 802.11a Mode 5180 MHz (U-NII-1) -SISO		
<b>Remark:</b>			



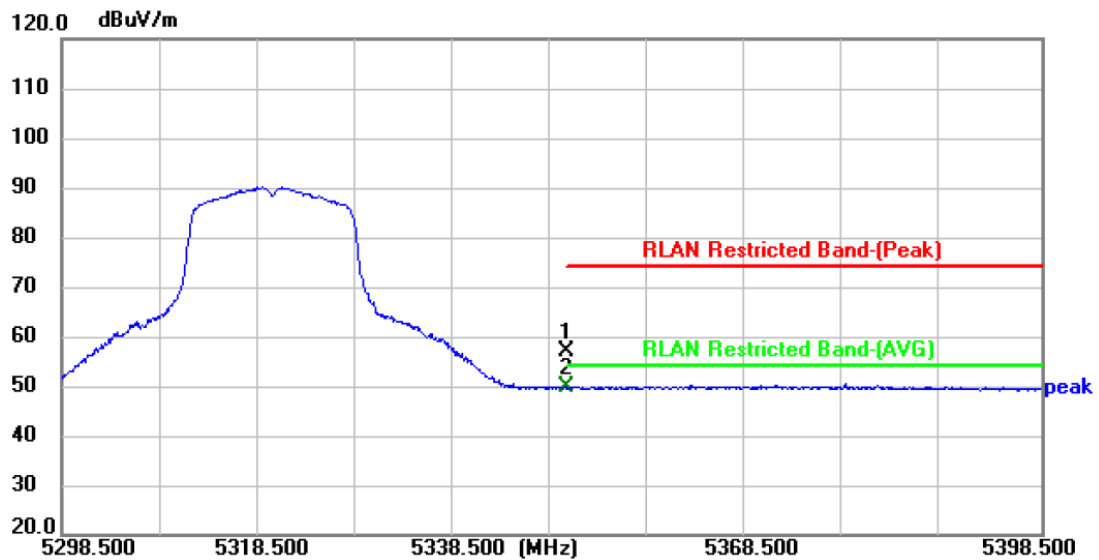
No.	Frequency (MHz)	Reading (dBuV)	Factor (dB/m)	Level (dBuV/m)	Limit (dBuV/m)	Margin (dB)	Detector	P/F
1	5150.000	47.76	14.08	61.84	74.00	-12.16	peak	P
2 *	5150.000	37.65	14.08	51.73	54.00	-2.27	AVG	P

**Remark:**

1. Corr. = Antenna Factor (dB/m) + Cable Loss (dB)
2. Peak/AVG (dBuV/m) = Corr. (dB/m) + Read Level (dBuV)
3. Margin (dB) = Peak/AVG (dBuV/m) - Limit PK/AVG (dBuV/m)



<b>Temperature:</b>	24.6°C	<b>Relative Humidity:</b>	53%
<b>Test Voltage:</b>	AC 120V/60Hz		
<b>Ant. Pol.</b>	Horizontal		
<b>Test Mode:</b>	TX 802.11a Mode 5320 MHz (U-NII-2A) -SISO		
<b>Remark:</b>			



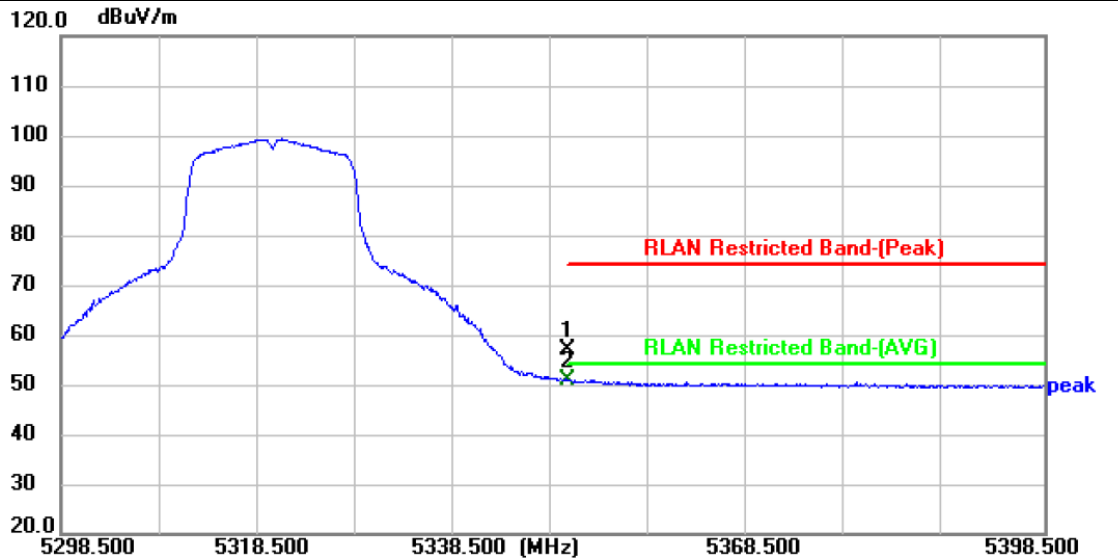
No.	Frequency (MHz)	Reading (dBuV)	Factor (dB/m)	Level (dBuV/m)	Limit (dBuV/m)	Margin (dB)	Detector	P/F
1	5350.000	42.12	14.68	56.80	74.00	-17.20	peak	P
2 *	5350.000	35.06	14.68	49.74	54.00	-4.26	AVG	P

**Remark:**

1. Corr. = Antenna Factor (dB/m) + Cable Loss (dB)
2. Peak/AVG (dBuV/m) = Corr. (dB/m) + Read Level (dBuV)
3. Margin (dB) = Peak/AVG (dBuV/m) - Limit PK/AVG (dBuV/m)



<b>Temperature:</b>	24.6°C	<b>Relative Humidity:</b>	53%
<b>Test Voltage:</b>	AC 120V/60Hz		
<b>Ant. Pol.</b>	Vertical		
<b>Test Mode:</b>	TX 802.11a Mode 5320 MHz (U-NII-2A) -SISO		
<b>Remark:</b>			



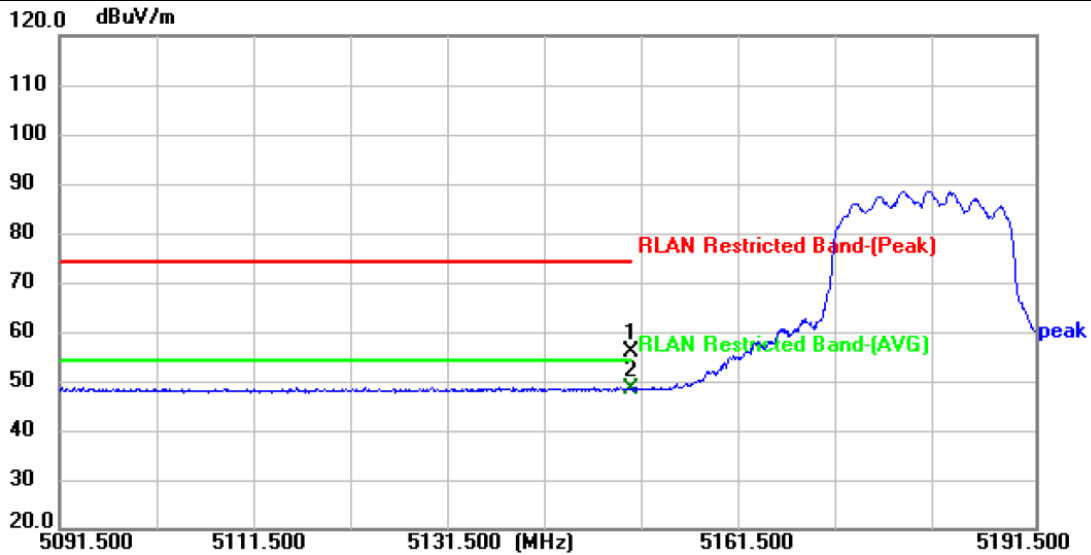
No.	Frequency (MHz)	Reading (dBuV)	Factor (dB/m)	Level (dBuV/m)	Limit (dBuV/m)	Margin (dB)	Detector	P/F
1	5350.000	42.30	14.68	56.98	74.00	-17.02	peak	P
2 *	5350.000	36.25	14.68	50.93	54.00	-3.07	AVG	P

**Remark:**

1. Corr. = Antenna Factor (dB/m) + Cable Loss (dB)
2. Peak/AVG (dBuV/m) = Corr. (dB/m) + Read Level (dBuV)
3. Margin (dB) = Peak/AVG (dBuV/m) - Limit PK/AVG (dBuV/m)



<b>Temperature:</b>	24.6°C	<b>Relative Humidity:</b>	53%
<b>Test Voltage:</b>	AC 120V/60Hz		
<b>Ant. Pol.</b>	Horizontal		
<b>Test Mode:</b>	TX 802.11n(HT20) Mode 5180 MHz (U-NII-1)-MIMO		
<b>Remark:</b>			



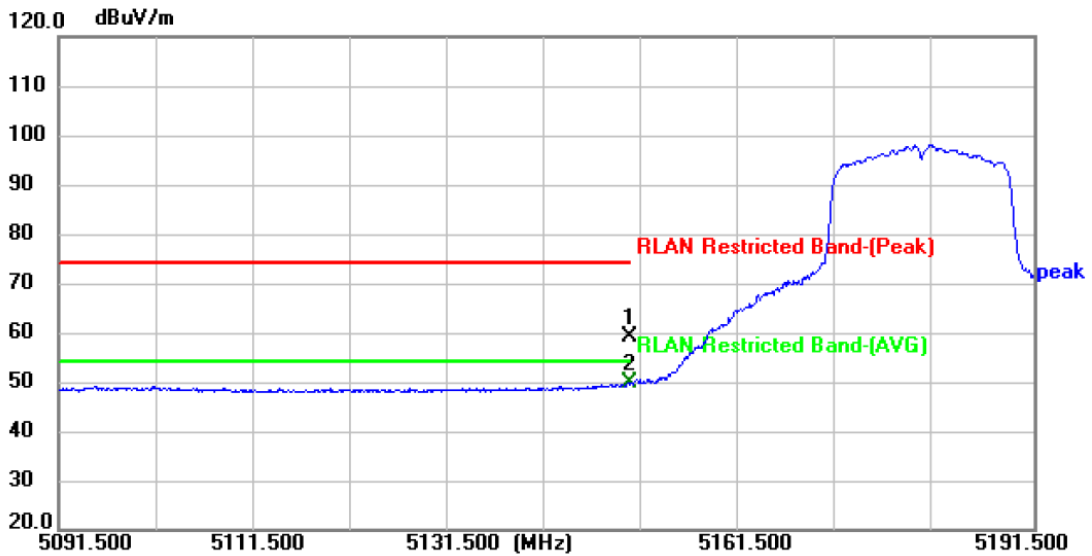
No.	Frequency (MHz)	Reading (dBuV)	Factor (dB/m)	Level (dBuV/m)	Limit (dBuV/m)	Margin (dB)	Detector	P/F
1	5150.000	41.82	14.08	55.90	74.00	-18.10	peak	P
2 *	5150.000	34.20	14.08	48.28	54.00	-5.72	AVG	P

**Remark:**

1. Corr. = Antenna Factor (dB/m) + Cable Loss (dB)
2. Peak/AVG (dBuV/m) = Corr. (dB/m) + Read Level (dBuV)
3. Margin (dB) = Peak/AVG (dBuV/m) - Limit PK/AVG (dBuV/m)



<b>Temperature:</b>	24.6°C	<b>Relative Humidity:</b>	53%
<b>Test Voltage:</b>	AC 120V/60Hz		
<b>Ant. Pol.</b>	Vertical		
<b>Test Mode:</b>	TX 802.11n(HT20) Mode 5180 MHz (U-NII-1) -MIMO		
<b>Remark:</b>			



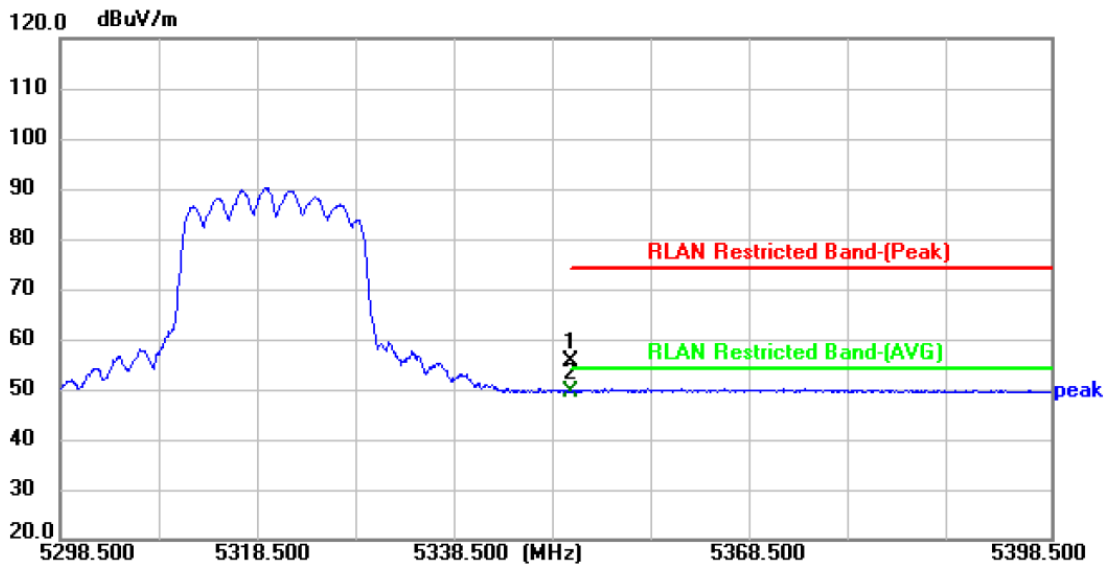
No.	Frequency (MHz)	Reading (dBuV)	Factor (dB/m)	Level (dBuV/m)	Limit (dBuV/m)	Margin (dB)	Detector	P/F
1	5150.000	45.20	14.08	59.28	74.00	-14.72	peak	P
2 *	5150.000	35.63	14.08	49.71	54.00	-4.29	AVG	P

**Remark:**

1. Corr. = Antenna Factor (dB/m) + Cable Loss (dB)
2. Peak/AVG (dBuV/m) = Corr. (dB/m) + Read Level (dBuV)
3. Margin (dB) = Peak/AVG (dBuV/m) - Limit PK/AVG (dBuV/m)



<b>Temperature:</b>	24.6°C	<b>Relative Humidity:</b>	53%
<b>Test Voltage:</b>	AC 120V/60Hz		
<b>Ant. Pol.</b>	Horizontal		
<b>Test Mode:</b>	TX 802.11n(HT20) Mode 5320MHz (U-NII-2A) -MIMO		
<b>Remark:</b>			



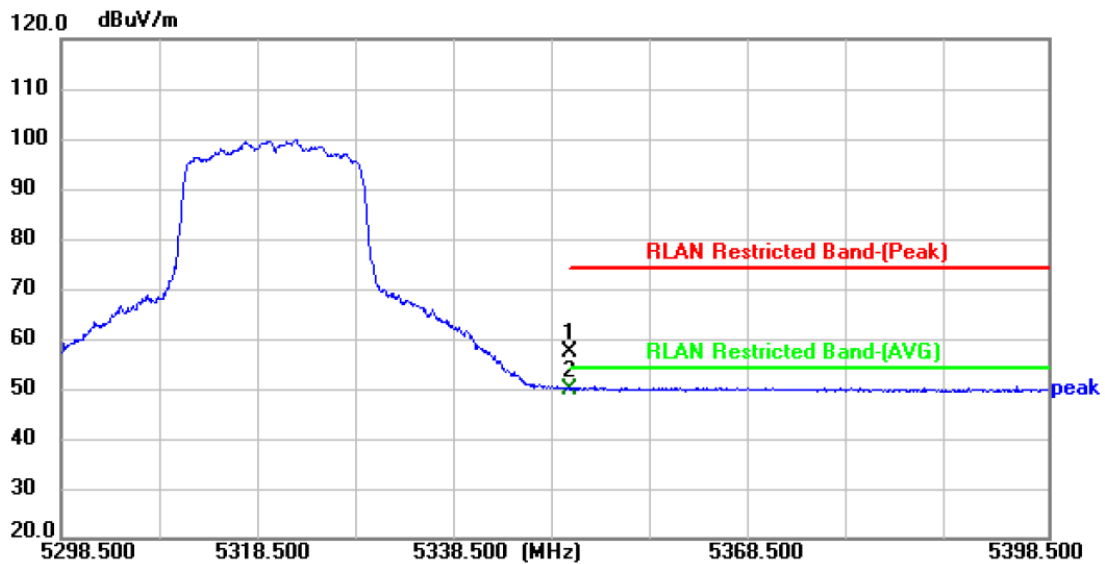
No.	Frequency (MHz)	Reading (dBuV)	Factor (dB/m)	Level (dBuV/m)	Limit (dBuV/m)	Margin (dB)	Detector	P/F
1	5350.000	40.93	14.68	55.61	74.00	-18.39	peak	P
2 *	5350.000	34.76	14.68	49.44	54.00	-4.56	AVG	P

**Remark:**

1. Corr. = Antenna Factor (dB/m) + Cable Loss (dB)
2. Peak/AVG (dBuV/m) = Corr. (dB/m) + Read Level (dBuV)
3. Margin (dB) = Peak/AVG (dBuV/m) - Limit PK/AVG (dBuV/m)



<b>Temperature:</b>	24.6°C	<b>Relative Humidity:</b>	53%
<b>Test Voltage:</b>	AC 120V/60Hz		
<b>Ant. Pol.</b>	Vertical		
<b>Test Mode:</b>	TX 802.11n(HT20) Mode 5320 MHz (U-NII-2A) -MIMO		
<b>Remark:</b>			



No.	Frequency (MHz)	Reading (dBuV)	Factor (dB/m)	Level (dBuV/m)	Limit (dBuV/m)	Margin (dB)	Detector	P/F
1	5350.000	42.73	14.68	57.41	74.00	-16.59	peak	P
2 *	5350.000	35.25	14.68	49.93	54.00	-4.07	AVG	P

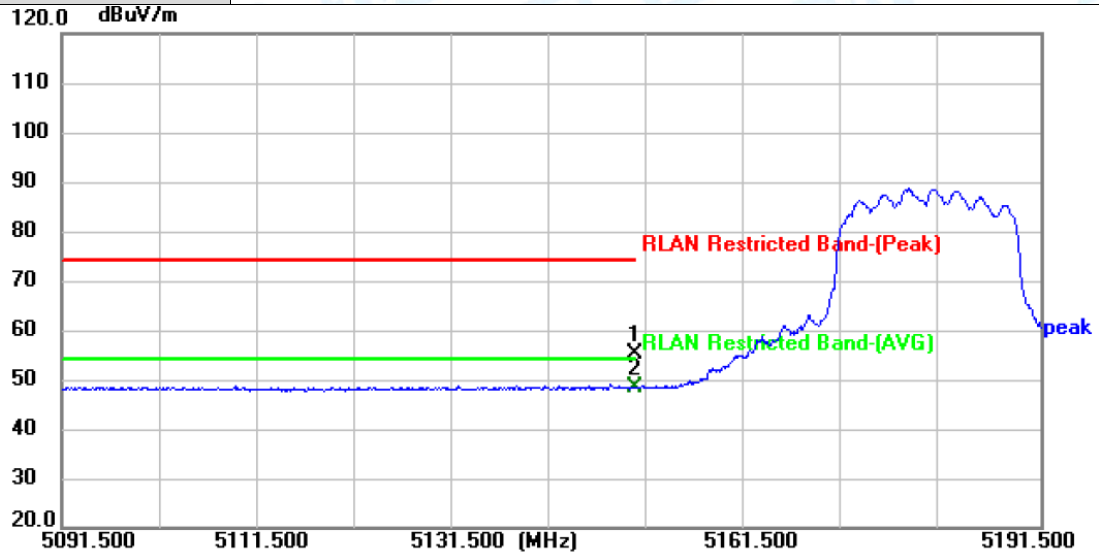
**Remark:**

1. Corr. = Antenna Factor (dB/m) + Cable Loss (dB)
2. Peak/AVG (dBuV/m) = Corr. (dB/m) + Read Level (dBuV)
3. Margin (dB) = Peak/AVG (dBuV/m) - Limit PK/AVG (dBuV/m)





<b>Temperature:</b>	24.6°C	<b>Relative Humidity:</b>	53%
<b>Test Voltage:</b>	AC 120V/60Hz		
<b>Ant. Pol.</b>	Horizontal		
<b>Test Mode:</b>	TX 802.11ac(VHT20) Mode 5180 MHz (U-NII-1) -MIMO		
<b>Remark:</b>			



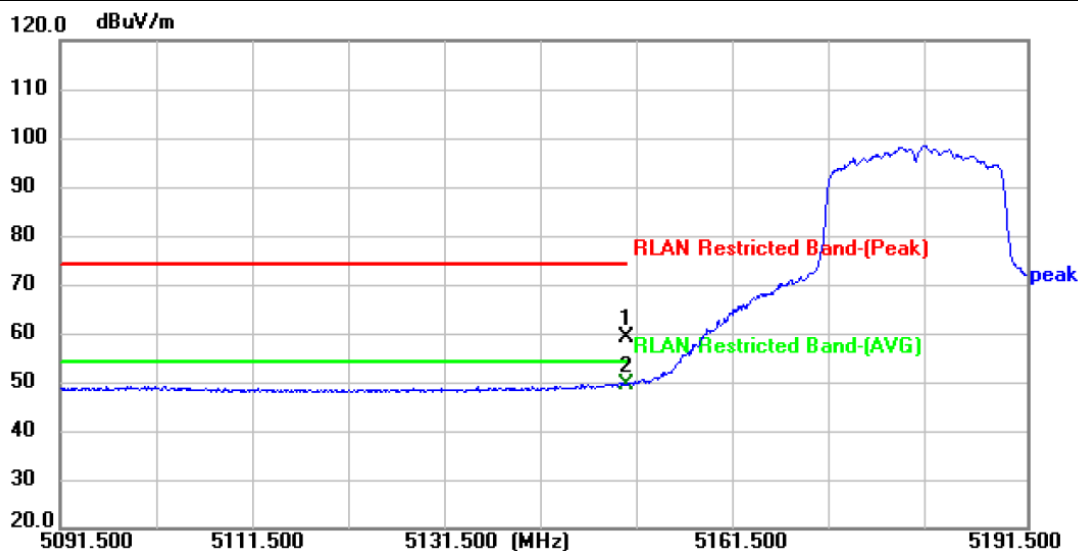
No.	Frequency (MHz)	Reading (dBuV)	Factor (dB/m)	Level (dBuV/m)	Limit (dBuV/m)	Margin (dB)	Detector	P/F
1	5150.000	41.01	14.08	55.09	74.00	-18.91	peak	P
2 *	5150.000	34.38	14.08	48.46	54.00	-5.54	AVG	P

**Remark:**

1. Corr. = Antenna Factor (dB/m) + Cable Loss (dB)
2. Peak/AVG (dBuV/m) = Corr. (dB/m) + Read Level (dBuV)
3. Margin (dB) = Peak/AVG (dBuV/m) - Limit PK/AVG (dBuV/m)



<b>Temperature:</b>	24.6°C	<b>Relative Humidity:</b>	53%
<b>Test Voltage:</b>	AC 120V/60Hz		
<b>Ant. Pol.</b>	Vertical		
<b>Test Mode:</b>	TX 802.11ac(VHT20) Mode 5180 MHz (U-NII-1) -MIMO		
<b>Remark:</b>			



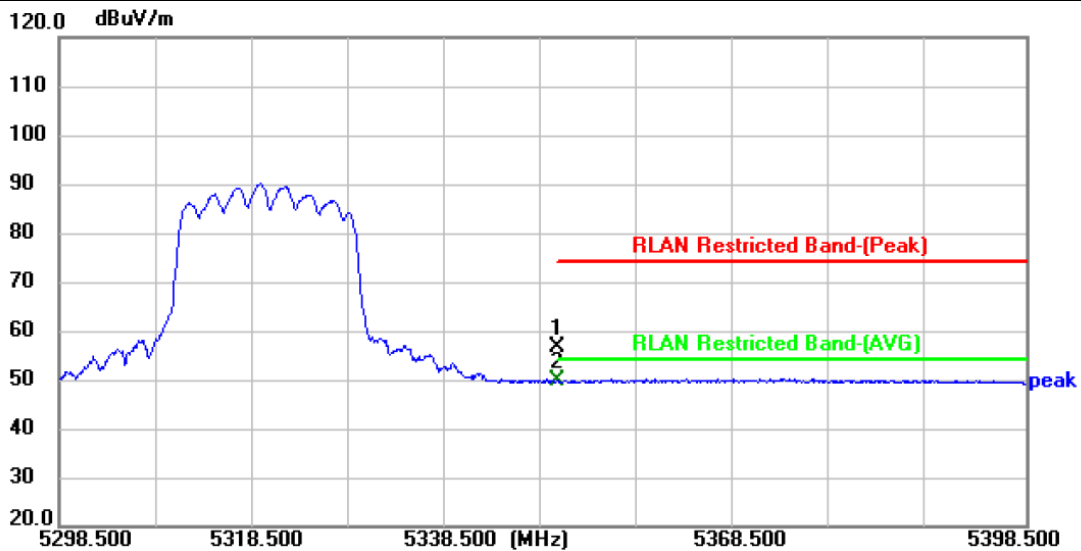
No.	Frequency (MHz)	Reading (dBuV)	Factor (dB/m)	Level (dBuV/m)	Limit (dBuV/m)	Margin (dB)	Detector	P/F
1	5150.000	45.10	14.08	59.18	74.00	-14.82	peak	P
2 *	5150.000	35.56	14.08	49.64	54.00	-4.36	AVG	P

**Remark:**

1. Corr. = Antenna Factor (dB/m) + Cable Loss (dB)
2. Peak/AVG (dBuV/m) = Corr. (dB/m) + Read Level (dBuV)
3. Margin (dB) = Peak/AVG (dBuV/m) - Limit PK/AVG (dBuV/m)



<b>Temperature:</b>	24.6°C	<b>Relative Humidity:</b>	53%
<b>Test Voltage:</b>	AC 120V/60Hz		
<b>Ant. Pol.</b>	Horizontal		
<b>Test Mode:</b>	TX 802.11ac(VHT20) Mode 5320 MHz (U-NII-2A) -MIMO		
<b>Remark:</b>			



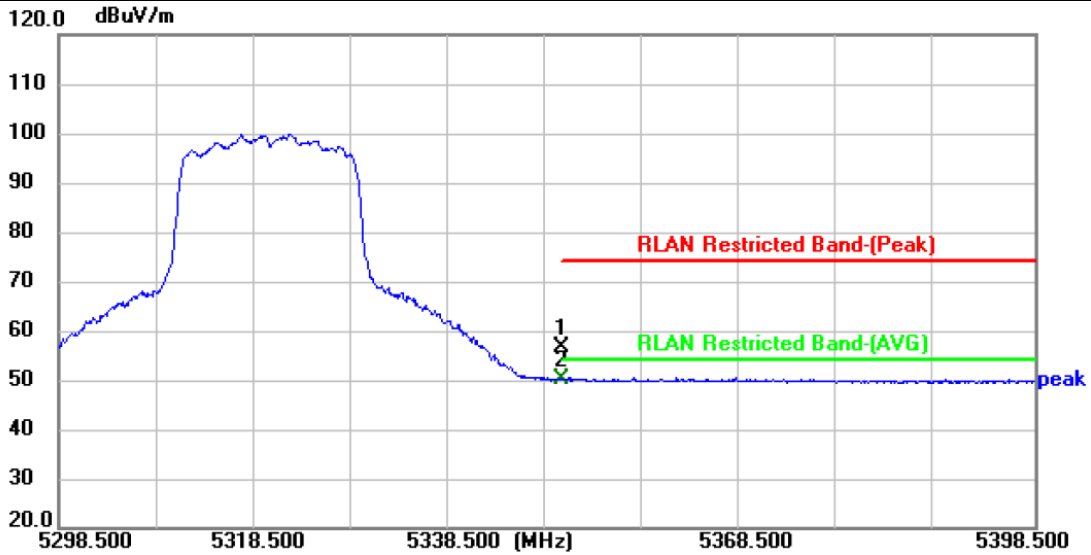
No.	Frequency (MHz)	Reading (dBuV)	Factor (dB/m)	Level (dBuV/m)	Limit (dBuV/m)	Margin (dB)	Detector	P/F
1	5350.000	41.93	14.68	56.61	74.00	-17.39	peak	P
2 *	5350.000	35.09	14.68	49.77	54.00	-4.23	AVG	P

**Remark:**

1. Corr. = Antenna Factor (dB/m) + Cable Loss (dB)
2. Peak/AVG (dBuV/m) = Corr. (dB/m) + Read Level (dBuV)
3. Margin (dB) = Peak/AVG (dBuV/m) - Limit PK/AVG (dBuV/m)



<b>Temperature:</b>	24.6°C	<b>Relative Humidity:</b>	53%
<b>Test Voltage:</b>	AC 120V/60Hz		
<b>Ant. Pol.</b>	Vertical		
<b>Test Mode:</b>	TX 802.11ac(VHT20) Mode 5320 MHz (U-NII-2A) -MIMO		
<b>Remark:</b>			



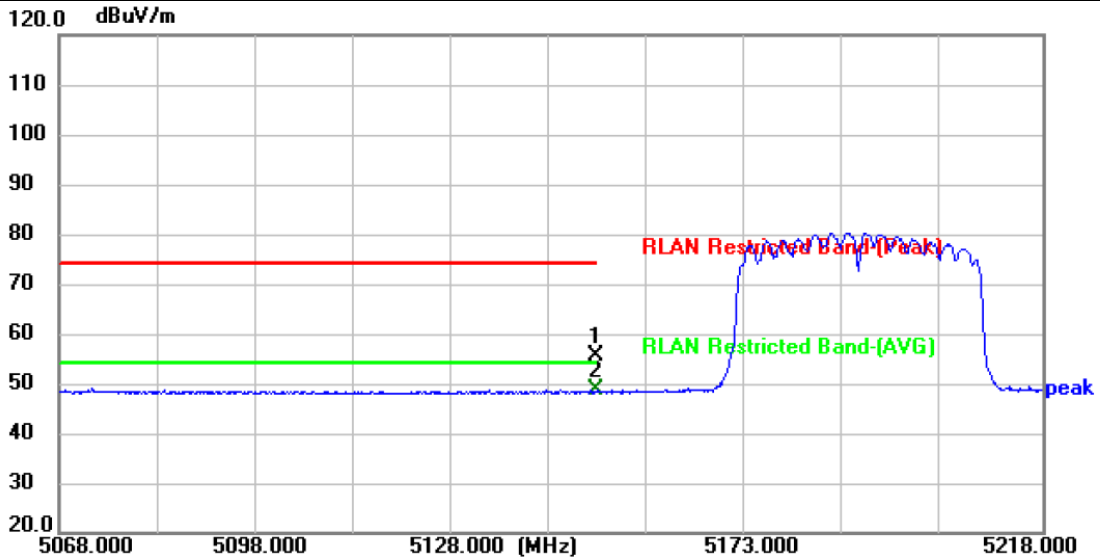
No.	Frequency (MHz)	Reading (dBuV)	Factor (dB/m)	Level (dBuV/m)	Limit (dBuV/m)	Margin (dB)	Detector	P/F
1	5350.000	42.05	14.68	56.73	74.00	-17.27	peak	P
2 *	5350.000	35.65	14.68	50.33	54.00	-3.67	AVG	P

**Remark:**

1. Corr. = Antenna Factor (dB/m) + Cable Loss (dB)
2. Peak/AVG (dBuV/m) = Corr. (dB/m) + Read Level (dBuV)
3. Margin (dB) = Peak/AVG (dBuV/m) - Limit PK/AVG (dBuV/m)



<b>Temperature:</b>	24.6°C	<b>Relative Humidity:</b>	53%
<b>Test Voltage:</b>	AC 120V/60Hz		
<b>Ant. Pol.</b>	Horizontal		
<b>Test Mode:</b>	TX 802.11n(HT40) Mode 5190 MHz (U-NII-1) -MIMO		
<b>Remark:</b>			



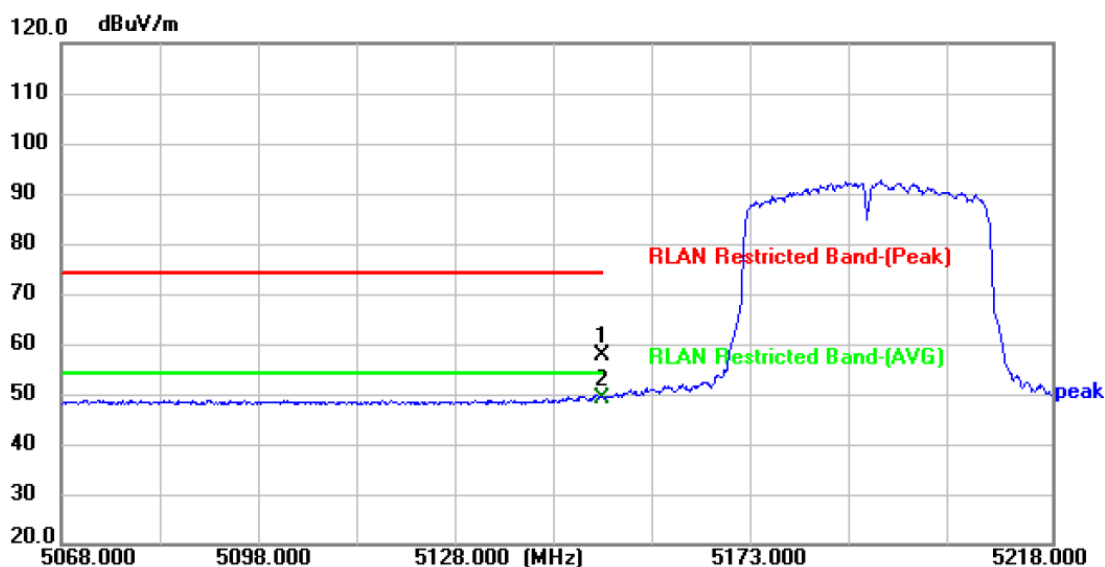
No.	Frequency (MHz)	Reading (dBuV)	Factor (dB/m)	Level (dBuV/m)	Limit (dBuV/m)	Margin (dB)	Detector	P/F
1	5150.000	41.30	14.08	55.38	74.00	-18.62	peak	P
2 *	5150.000	34.78	14.08	48.86	54.00	-5.14	AVG	P

**Remark:**

1. Corr. = Antenna Factor (dB/m) + Cable Loss (dB)
2. Peak/AVG (dBuV/m) = Corr. (dB/m) + Read Level (dBuV)
3. Margin (dB) = Peak/AVG (dBuV/m) - Limit PK/AVG (dBuV/m)



<b>Temperature:</b>	24.6°C	<b>Relative Humidity:</b>	53%
<b>Test Voltage:</b>	AC 120V/60Hz		
<b>Ant. Pol.</b>	Vertical		
<b>Test Mode:</b>	TX 802.11n(HT40) Mode 5190 MHz (U-NII-1) -MIMO		
<b>Remark:</b>			



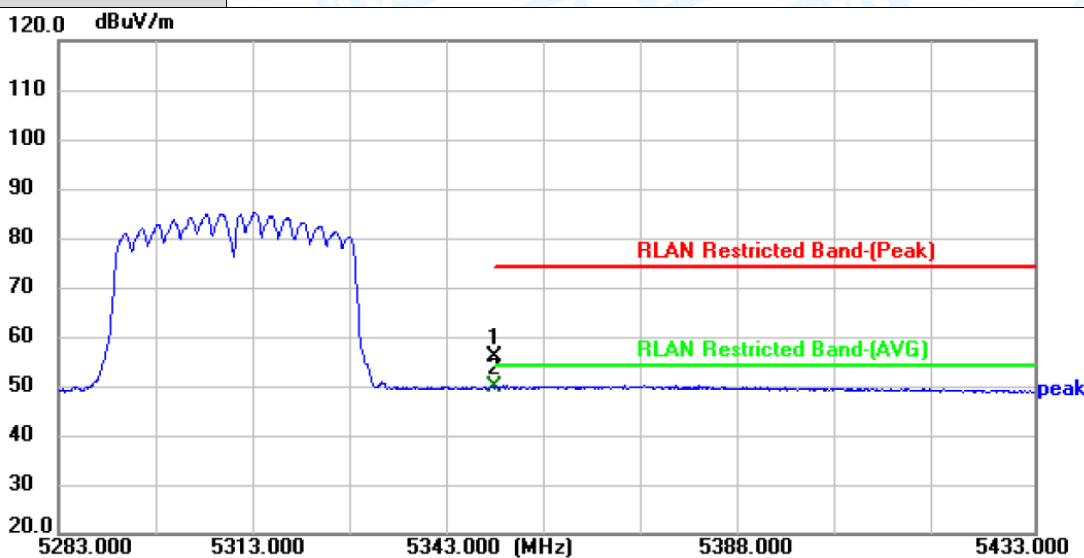
No.	Frequency (MHz)	Reading (dBuV)	Factor (dB/m)	Level (dBuV/m)	Limit (dBuV/m)	Margin (dB)	Detector	P/F
1	5150.000	43.71	14.08	57.79	74.00	-16.21	peak	P
2 *	5150.000	35.06	14.08	49.14	54.00	-4.86	AVG	P

**Remark:**

1. Corr. = Antenna Factor (dB/m) + Cable Loss (dB)
2. Peak/AVG (dBuV/m) = Corr. (dB/m) + Read Level (dBuV)
3. Margin (dB) = Peak/AVG (dBuV/m) - Limit PK/AVG (dBuV/m)



<b>Temperature:</b>	24.6°C	<b>Relative Humidity:</b>	53%
<b>Test Voltage:</b>	AC 120V/60Hz		
<b>Ant. Pol.</b>	Horizontal		
<b>Test Mode:</b>	TX 802.11n(HT40) Mode 5310 MHz (U-NII-2A) -MIMO		
<b>Remark:</b>			



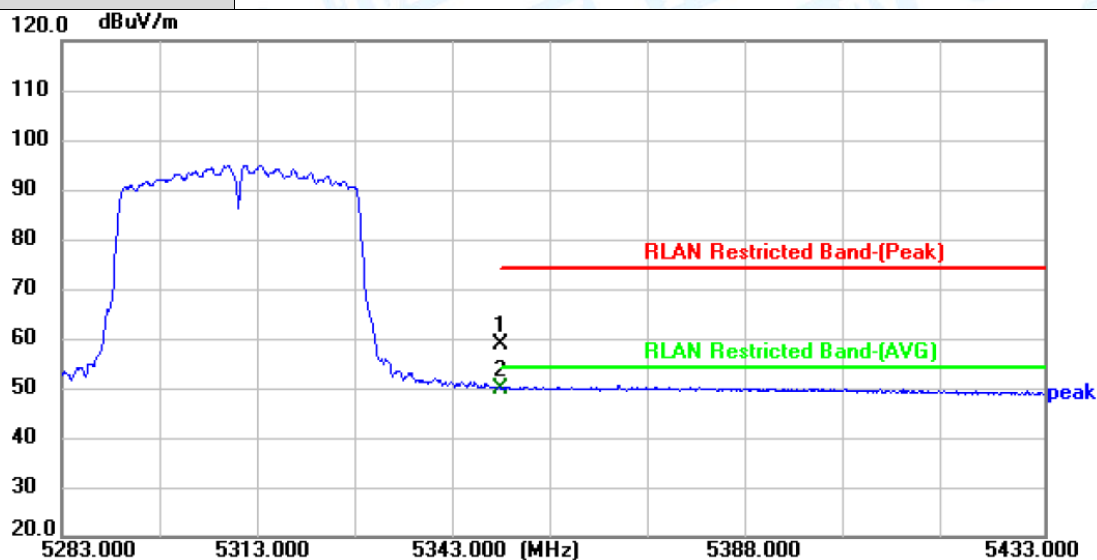
No.	Frequency (MHz)	Reading (dBuV)	Factor (dB/m)	Level (dBuV/m)	Limit (dBuV/m)	Margin (dB)	Detector	P/F
1	5350.000	41.26	14.68	55.94	74.00	-18.06	peak	P
2 *	5350.000	35.00	14.68	49.68	54.00	-4.32	AVG	P

**Remark:**

1. Corr. = Antenna Factor (dB/m) + Cable Loss (dB)
2. Peak/AVG (dBuV/m) = Corr. (dB/m) + Read Level (dBuV)
3. Margin (dB) = Peak/AVG (dBuV/m) - Limit PK/AVG (dBuV/m)



<b>Temperature:</b>	24.6°C	<b>Relative Humidity:</b>	53%
<b>Test Voltage:</b>	AC 120V/60Hz		
<b>Ant. Pol.</b>	Vertical		
<b>Test Mode:</b>	TX 802.11n(HT40) Mode 5310 MHz (U-NII-2A) -MIMO		
<b>Remark:</b>			



No.	Frequency (MHz)	Reading (dBuV)	Factor (dB/m)	Level (dBuV/m)	Limit (dBuV/m)	Margin (dB)	Detector	P/F
1	5350.000	44.22	14.68	58.90	74.00	-15.10	peak	P
2 *	5350.000	35.23	14.68	49.91	54.00	-4.09	AVG	P

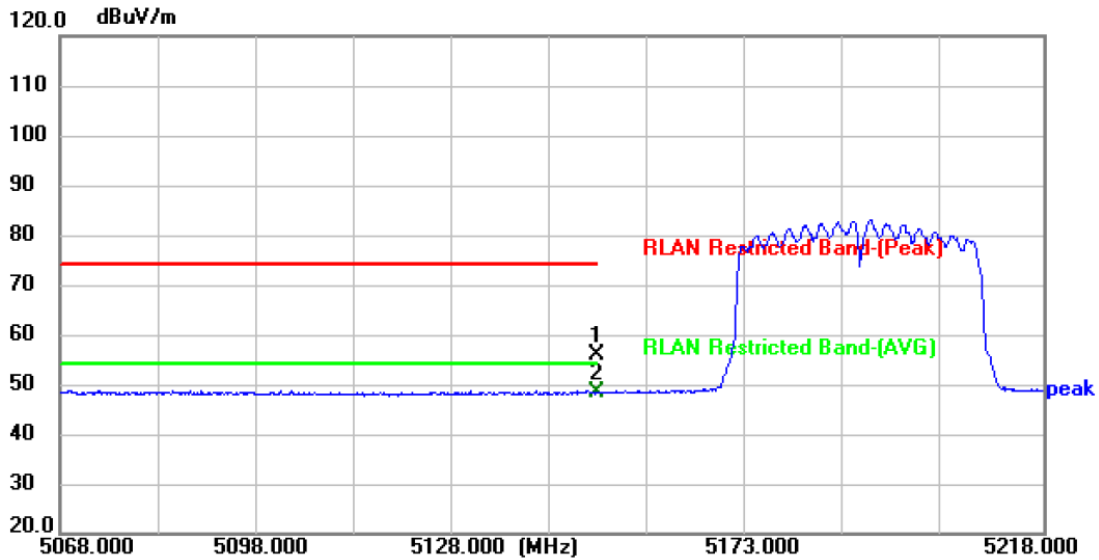
**Remark:**

1. Corr. = Antenna Factor (dB/m) + Cable Loss (dB)
2. Peak/AVG (dBuV/m) = Corr. (dB/m) + Read Level (dBuV)
3. Margin (dB) = Peak/AVG (dBuV/m) - Limit PK/AVG (dBuV/m)





<b>Temperature:</b>	24.6°C	<b>Relative Humidity:</b>	53%
<b>Test Voltage:</b>	AC 120V/60Hz		
<b>Ant. Pol.</b>	Horizontal		
<b>Test Mode:</b>	TX 802.11ac(VHT40) Mode 5190 MHz (U-NII-1) -MIMO		
<b>Remark:</b>			



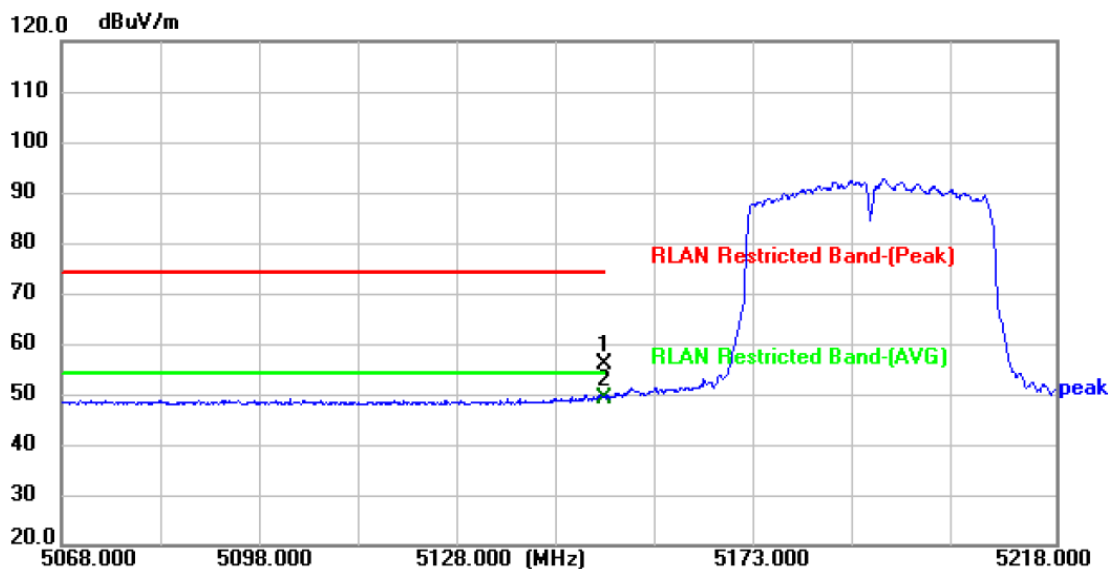
No.	Frequency (MHz)	Reading (dBuV)	Factor (dB/m)	Level (dBuV/m)	Limit (dBuV/m)	Margin (dB)	Detector	P/F
1	5150.000	41.70	14.08	55.78	74.00	-18.22	peak	P
2 *	5150.000	34.25	14.08	48.33	54.00	-5.67	AVG	P

**Remark:**

1. Corr. = Antenna Factor (dB/m) + Cable Loss (dB)
2. Peak/AVG (dBuV/m) = Corr. (dB/m) + Read Level (dBuV)
3. Margin (dB) = Peak/AVG (dBuV/m) - Limit PK/AVG (dBuV/m)



<b>Temperature:</b>	24.6°C	<b>Relative Humidity:</b>	53%
<b>Test Voltage:</b>	AC 120V/60Hz		
<b>Ant. Pol.</b>	Vertical		
<b>Test Mode:</b>	TX 802.11ac(VHT40) Mode 5190 MHz (U-NII-1) -MIMO		
<b>Remark:</b>			



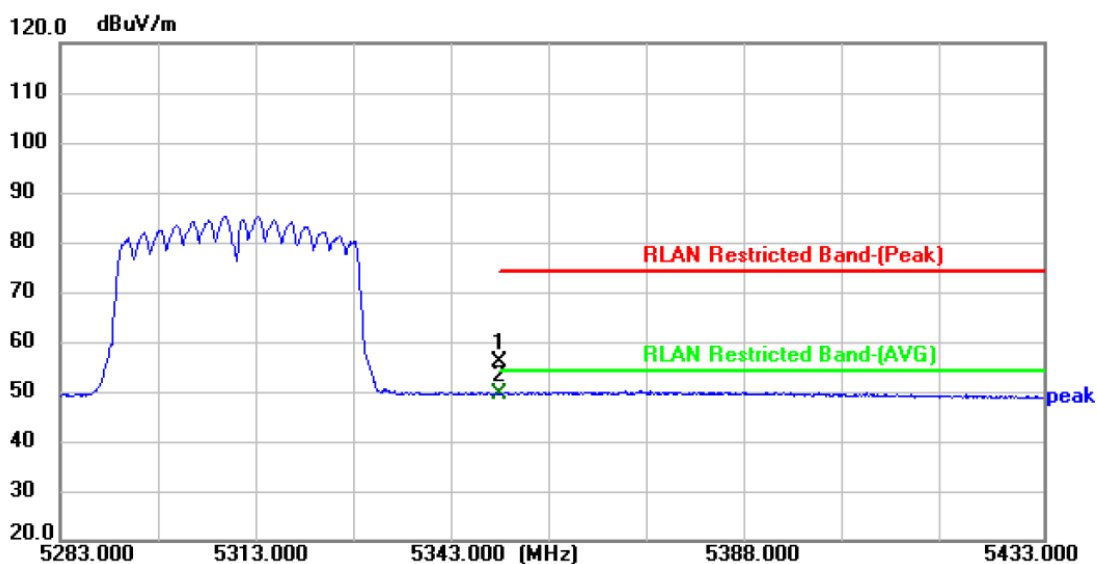
No.	Frequency (MHz)	Reading (dBuV)	Factor (dB/m)	Level (dBuV/m)	Limit (dBuV/m)	Margin (dB)	Detector	P/F
1	5150.000	41.80	14.08	55.88	74.00	-18.12	peak	P
2 *	5150.000	35.19	14.08	49.27	54.00	-4.73	AVG	P

**Remark:**

1. Corr. = Antenna Factor (dB/m) + Cable Loss (dB)
2. Peak/AVG (dBuV/m) = Corr. (dB/m) + Read Level (dBuV)
3. Margin (dB) = Peak/AVG (dBuV/m) - Limit PK/AVG (dBuV/m)



<b>Temperature:</b>	24.6°C	<b>Relative Humidity:</b>	53%
<b>Test Voltage:</b>	AC 120V/60Hz		
<b>Ant. Pol.</b>	Horizontal		
<b>Test Mode:</b>	TX 802.11ac(VHT40) Mode 5310 MHz (U-NII-2A) -MIMO		
<b>Remark:</b>			



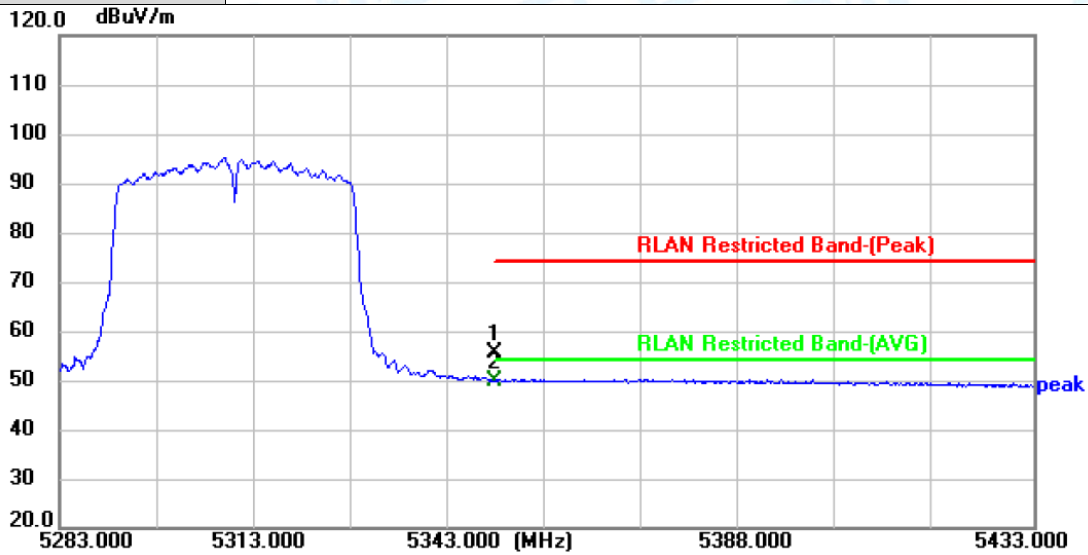
No.	Frequency (MHz)	Reading (dBuV)	Factor (dB/m)	Level (dBuV/m)	Limit (dBuV/m)	Margin (dB)	Detector	P/F
1	5350.000	41.18	14.68	55.86	74.00	-18.14	peak	P
2 *	5350.000	34.89	14.68	49.57	54.00	-4.43	AVG	P

**Remark:**

1. Corr. = Antenna Factor (dB/m) + Cable Loss (dB)
2. Peak/AVG (dBuV/m) = Corr. (dB/m) + Read Level (dBuV)
3. Margin (dB) = Peak/AVG (dBuV/m) - Limit PK/AVG (dBuV/m)



<b>Temperature:</b>	24.6°C	<b>Relative Humidity:</b>	53%
<b>Test Voltage:</b>	AC 120V/60Hz		
<b>Ant. Pol.</b>	Vertical		
<b>Test Mode:</b>	TX 802.11ac(VHT40) Mode 5310 MHz (U-NII-2A) -MIMO		
<b>Remark:</b>			



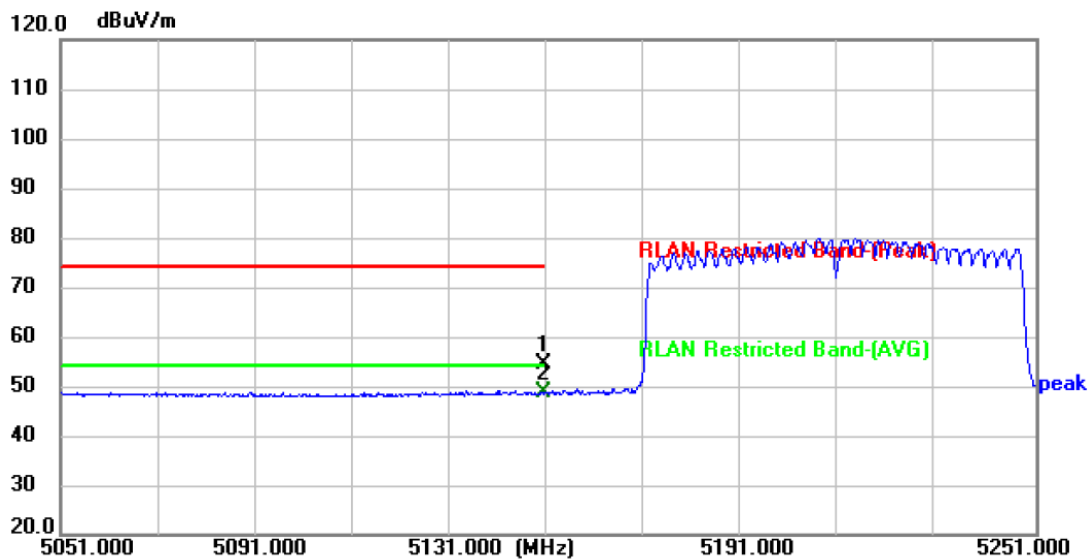
No.	Frequency (MHz)	Reading (dBuV)	Factor (dB/m)	Level (dBuV/m)	Limit (dBuV/m)	Margin (dB)	Detector	P/F
1	5350.000	40.95	14.68	55.63	74.00	-18.37	peak	P
2 *	5350.000	35.15	14.68	49.83	54.00	-4.17	AVG	P

**Remark:**

1. Corr. = Antenna Factor (dB/m) + Cable Loss (dB)
2. Peak/AVG (dBuV/m) = Corr. (dB/m) + Read Level (dBuV)
3. Margin (dB) = Peak/AVG (dBuV/m) - Limit PK/AVG (dBuV/m)



<b>Temperature:</b>	24.6°C	<b>Relative Humidity:</b>	53%
<b>Test Voltage:</b>	AC 120V/60Hz		
<b>Ant. Pol.</b>	Horizontal		
<b>Test Mode:</b>	TX 802.11ac(VHT80) Mode 5210 MHz (U-NII-1) -MIMO		
<b>Remark:</b>			



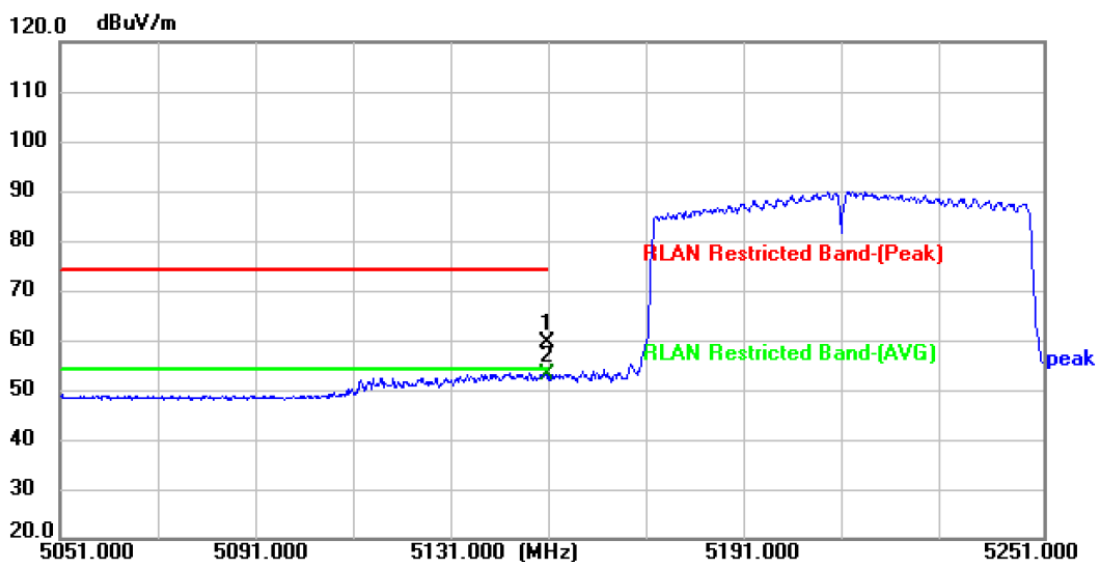
No.	Frequency (MHz)	Reading (dBuV)	Factor (dB/m)	Level (dBuV/m)	Limit (dBuV/m)	Margin (dB)	Detector	P/F
1	5150.000	40.43	14.08	54.51	74.00	-19.49	peak	P
2 *	5150.000	34.78	14.08	48.86	54.00	-5.14	AVG	P

**Remark:**

1. Corr. = Antenna Factor (dB/m) + Cable Loss (dB)
2. Peak/AVG (dBuV/m) = Corr. (dB/m) + Read Level (dBuV)
3. Margin (dB) = Peak/AVG (dBuV/m) - Limit PK/AVG (dBuV/m)



<b>Temperature:</b>	24.6°C	<b>Relative Humidity:</b>	53%
<b>Test Voltage:</b>	AC 120V/60Hz		
<b>Ant. Pol.</b>	Vertical		
<b>Test Mode:</b>	TX 802.11ac(VHT80) Mode 5210 MHz (U-NII-1) -MIMO		
<b>Remark:</b>			



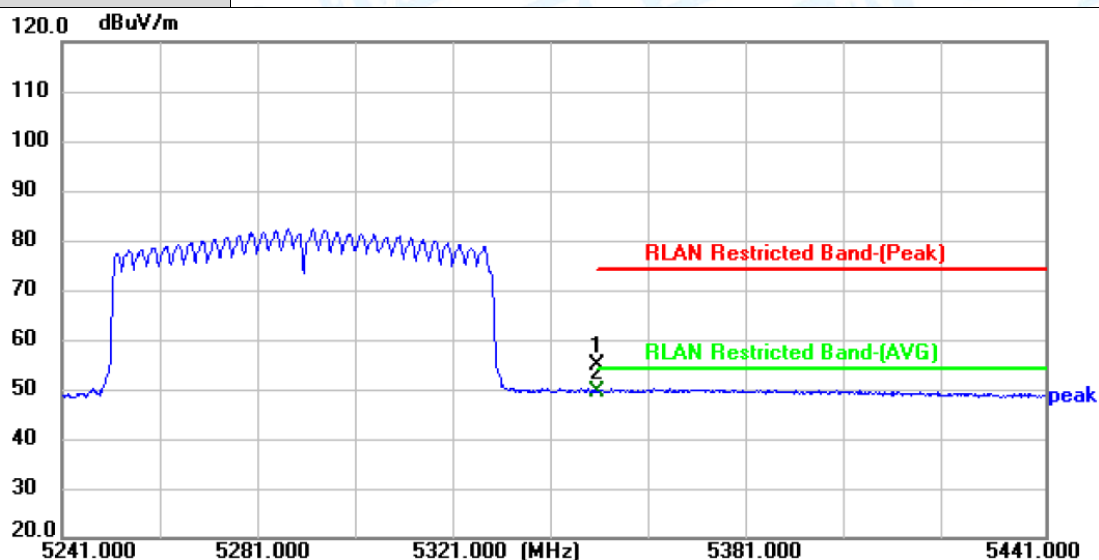
No.	Frequency (MHz)	Reading (dBuV)	Factor (dB/m)	Level (dBuV/m)	Limit (dBuV/m)	Margin (dB)	Detector	P/F
1	5150.000	45.30	14.08	59.38	74.00	-14.62	peak	P
2 *	5150.000	38.90	14.08	52.98	54.00	-1.02	AVG	P

**Remark:**

1. Corr. = Antenna Factor (dB/m) + Cable Loss (dB)
2. Peak/AVG (dBuV/m) = Corr. (dB/m) + Read Level (dBuV)
3. Margin (dB) = Peak/AVG (dBuV/m) - Limit PK/AVG (dBuV/m)



<b>Temperature:</b>	24.6°C	<b>Relative Humidity:</b>	53%
<b>Test Voltage:</b>	AC 120V/60Hz		
<b>Ant. Pol.</b>	Horizontal		
<b>Test Mode:</b>	TX 802.11ac(VHT80) Mode 5290 MHz (U-NII-2A) -MIMO		
<b>Remark:</b>			



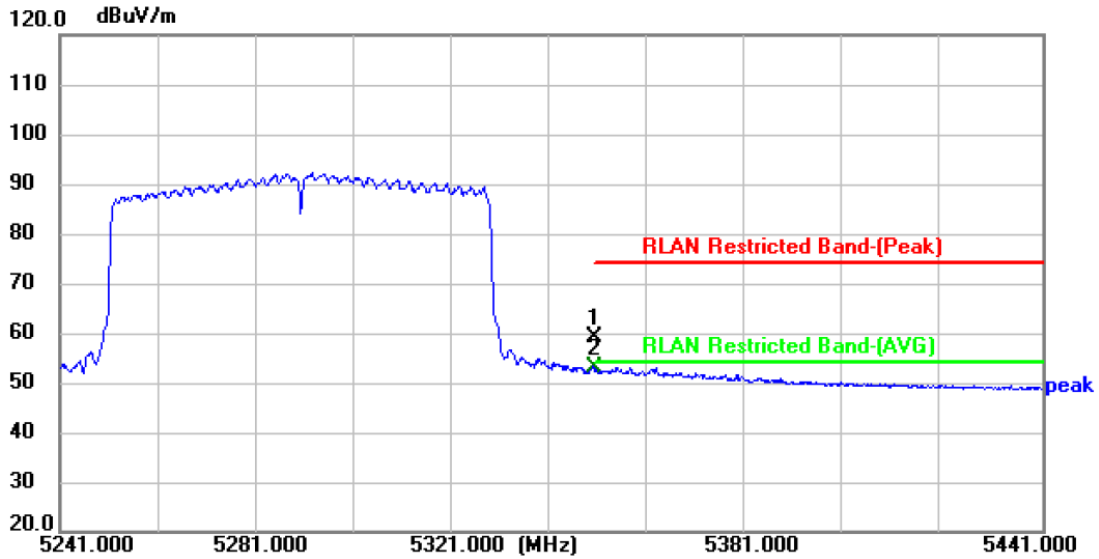
No.	Frequency (MHz)	Reading (dBuV)	Factor (dB/m)	Level (dBuV/m)	Limit (dBuV/m)	Margin (dB)	Detector	P/F
1	5350.000	40.27	14.68	54.95	74.00	-19.05	peak	P
2 *	5350.000	34.94	14.68	49.62	54.00	-4.38	AVG	P

**Remark:**

1. Corr. = Antenna Factor (dB/m) + Cable Loss (dB)
2. Peak/AVG (dBuV/m) = Corr. (dB/m) + Read Level (dBuV)
3. Margin (dB) = Peak/AVG (dBuV/m) - Limit PK/AVG (dBuV/m)



<b>Temperature:</b>	24.6°C	<b>Relative Humidity:</b>	53%
<b>Test Voltage:</b>	AC 120V/60Hz		
<b>Ant. Pol.</b>	Vertical		
<b>Test Mode:</b>	TX 802.11ac(VHT80) Mode 5290 MHz (U-NII-2A) -MIMO		
<b>Remark:</b>			



No.	Frequency (MHz)	Reading (dBuV)	Factor (dB/m)	Level (dBuV/m)	Limit (dBuV/m)	Margin (dB)	Detector	P/F
1	5350.000	44.39	14.68	59.07	74.00	-14.93	peak	P
2 *	5350.000	38.43	14.68	53.11	54.00	-0.89	AVG	P

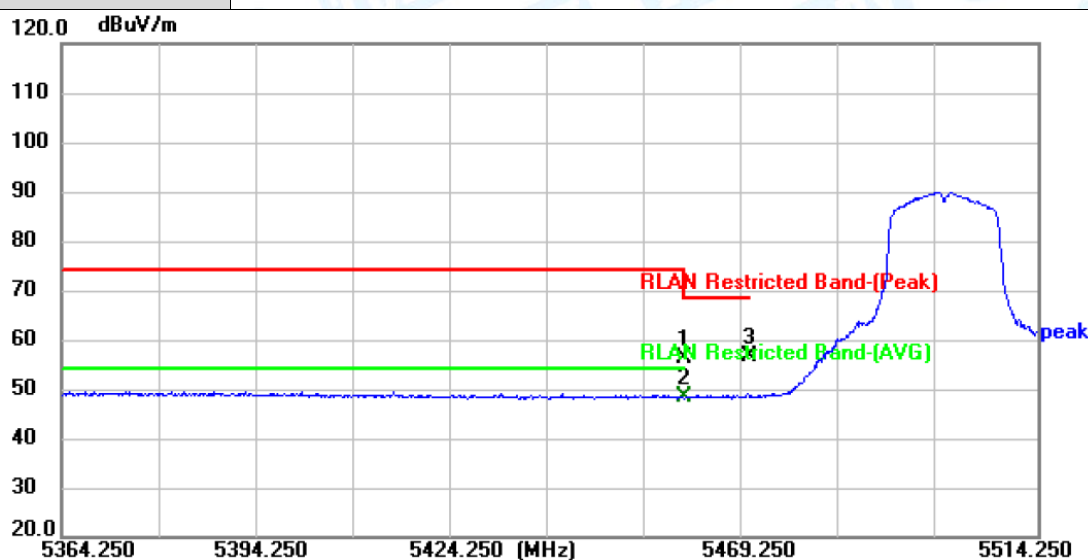
**Remark:**

1. Corr. = Antenna Factor (dB/m) + Cable Loss (dB)
2. Peak/AVG (dBuV/m) = Corr. (dB/m) + Read Level (dBuV)
3. Margin (dB) = Peak/AVG (dBuV/m) - Limit PK/AVG (dBuV/m)





<b>Temperature:</b>	24.6°C	<b>Relative Humidity:</b>	53%
<b>Test Voltage:</b>	AC 120V/60Hz		
<b>Ant. Pol.</b>	Horizontal		
<b>Test Mode:</b>	TX 802.11a Mode 5500 MHz (U-NII-2C)-SISO		
<b>Remark:</b>			



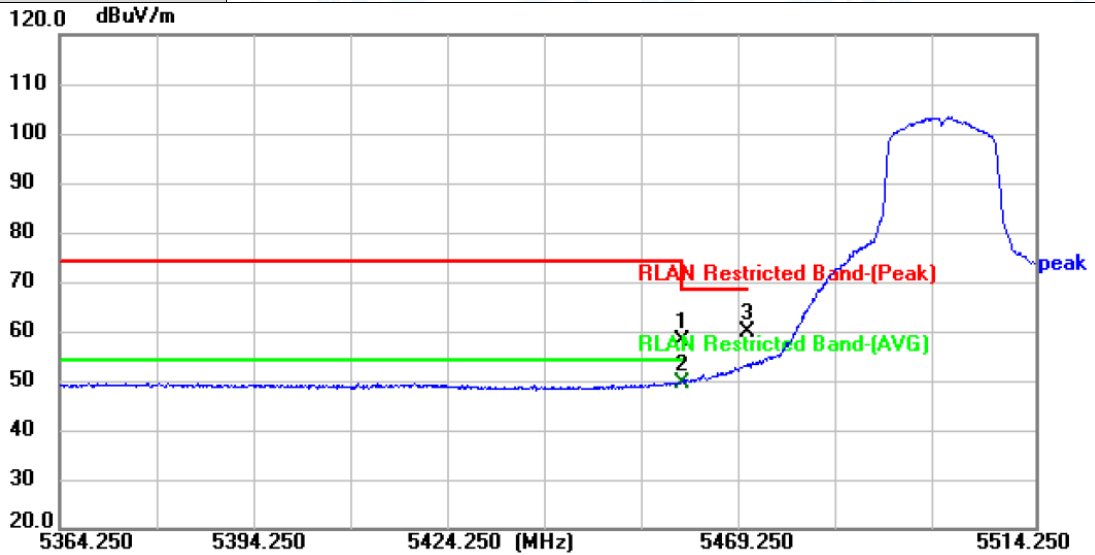
No.	Frequency (MHz)	Reading (dBuV)	Factor (dB/m)	Level (dBuV/m)	Limit (dBuV/m)	Margin (dB)	Detector	P/F
1	5460.000	41.46	14.77	56.23	68.30	-12.07	peak	P
2 *	5460.000	33.60	14.77	48.37	54.00	-5.63	AVG	P
3	5470.000	41.93	14.82	56.75	68.30	-11.55	peak	P

**Remark:**

1. Corr. = Antenna Factor (dB/m) + Cable Loss (dB)
2. Peak/AVG (dBuV/m) = Corr. (dB/m) + Read Level (dBuV)
3. Margin (dB) = Peak/AVG (dBuV/m) - Limit PK/AVG (dBuV/m)



<b>Temperature:</b>	24.6°C	<b>Relative Humidity:</b>	53%
<b>Test Voltage:</b>	AC 120V/60Hz		
<b>Ant. Pol.</b>	Vertical		
<b>Test Mode:</b>	TX 802.11a Mode 5500 MHz (U-NII-2C) -SISO		
<b>Remark:</b>			



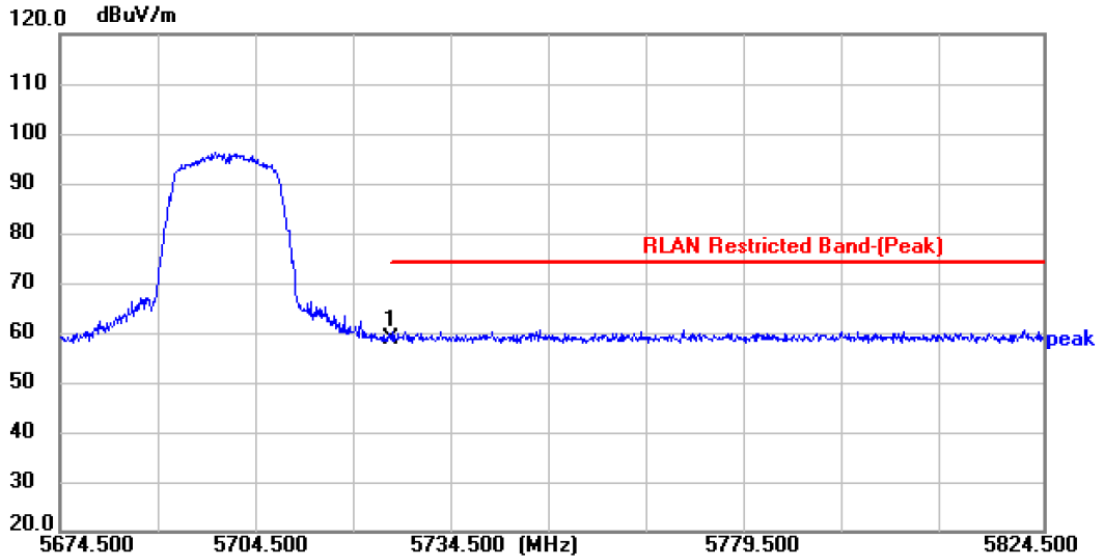
No.	Frequency (MHz)	Reading (dBuV)	Factor (dB/m)	Level (dBuV/m)	Limit (dBuV/m)	Margin (dB)	Detector	P/F
1	5460.000	43.15	14.77	57.92	68.30	-10.38	peak	P
2 *	5460.000	34.72	14.77	49.49	54.00	-4.51	AVG	P
3	5470.000	45.03	14.82	59.85	68.30	-8.45	peak	P

**Remark:**

1. Corr. = Antenna Factor (dB/m) + Cable Loss (dB)
2. Peak/AVG (dBuV/m) = Corr. (dB/m) + Read Level (dBuV)
3. Margin (dB) = Peak/AVG (dBuV/m) - Limit PK/AVG (dBuV/m)



<b>Temperature:</b>	24.6°C	<b>Relative Humidity:</b>	53%
<b>Test Voltage:</b>	AC 120V/60Hz		
<b>Ant. Pol.</b>	Horizontal		
<b>Test Mode:</b>	TX 802.11a Mode 5700 MHz (U-NII-2C) -SISO		
<b>Remark:</b>			



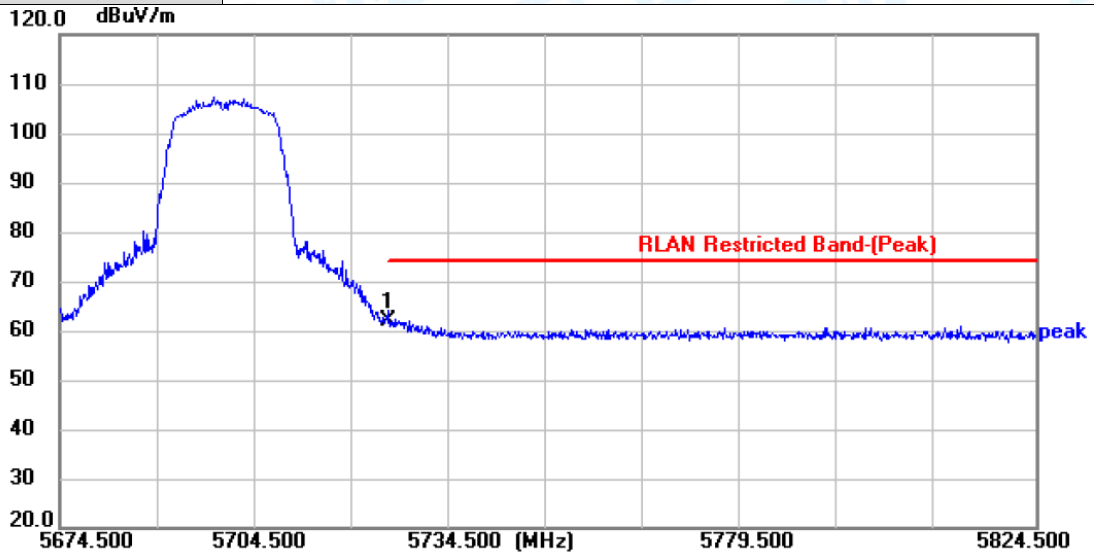
No.	Frequency (MHz)	Reading (dBuV)	Factor (dB/m)	Level (dBuV/m)	Limit (dBuV/m)	Margin (dB)	Detector	P/F
1 *	5725.000	43.83	15.07	58.90	74.00	-15.10	peak	P

**Remark:**

1. Corr. = Antenna Factor (dB/m) + Cable Loss (dB)
2. Peak/AVG (dBuV/m) = Corr. (dB/m) + Read Level (dBuV)
3. Margin (dB) = Peak/AVG (dBuV/m) - Limit PK/AVG (dBuV/m)



<b>Temperature:</b>	24.6°C	<b>Relative Humidity:</b>	53%
<b>Test Voltage:</b>	AC 120V/60Hz		
<b>Ant. Pol.</b>	Vertical		
<b>Test Mode:</b>	TX 802.11a Mode 5700 MHz (U-NII-2C) -SISO		
<b>Remark:</b>			



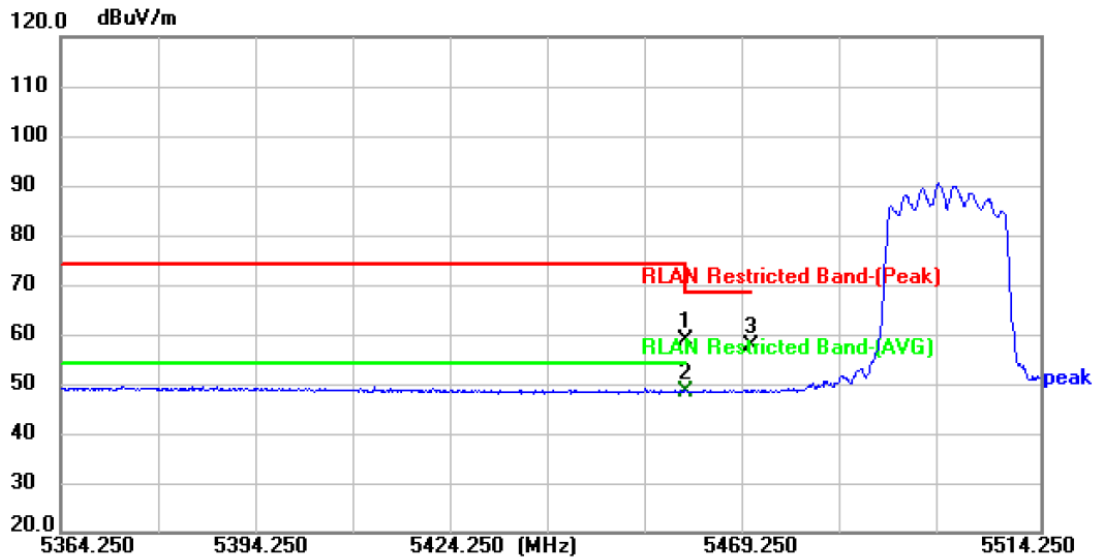
No.	Frequency (MHz)	Reading (dBuV)	Factor (dB/m)	Level (dBuV/m)	Limit (dBuV/m)	Margin (dB)	Detector	P/F
1 *	5725.000	46.74	15.07	61.81	74.00	-12.19	peak	P

**Remark:**

1. Corr. = Antenna Factor (dB/m) + Cable Loss (dB)
2. Peak/AVG (dBuV/m)= Corr. (dB/m)+ Read Level (dBuV)
3. Margin (dB) = Peak/AVG (dBuV/m)-Limit PK/AVG(dBuV/m)



<b>Temperature:</b>	24.6°C	<b>Relative Humidity:</b>	53%
<b>Test Voltage:</b>	AC 120V/60Hz		
<b>Ant. Pol.</b>	Horizontal		
<b>Test Mode:</b>	TX 802.11n(HT20) Mode 5500 MHz (U-NII-2C)-MIMO		
<b>Remark:</b>			



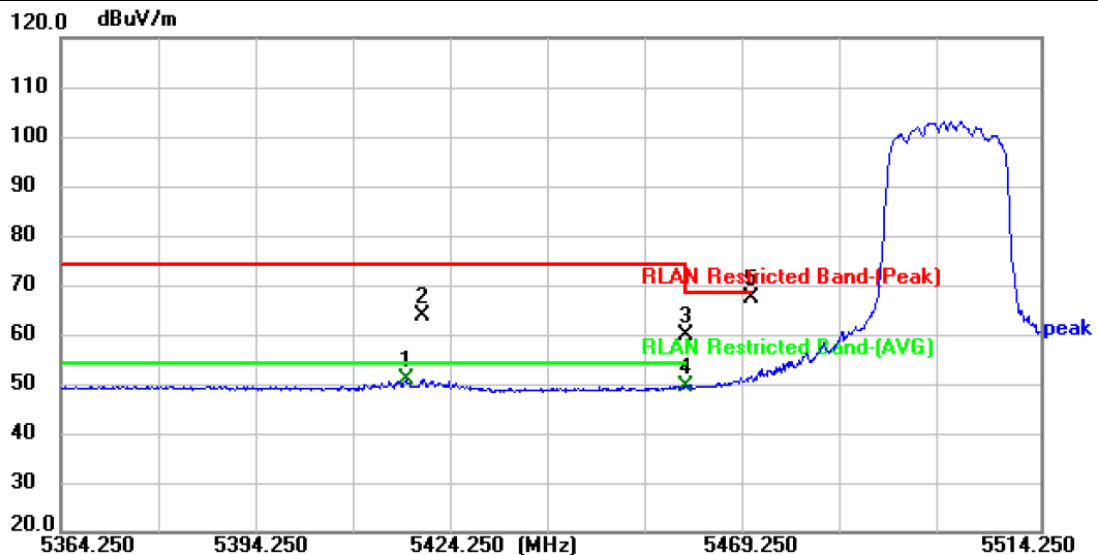
No.	Frequency (MHz)	Reading (dBuV)	Factor (dB/m)	Level (dBuV/m)	Limit (dBuV/m)	Margin (dB)	Detector	P/F
1	5460.000	44.09	14.77	58.86	68.30	-9.44	peak	P
2 *	5460.000	33.70	14.77	48.47	54.00	-5.53	AVG	P
3	5470.000	43.02	14.82	57.84	68.30	-10.46	peak	P

**Remark:**

1. Corr. = Antenna Factor (dB/m) + Cable Loss (dB)
2. Peak/AVG (dBuV/m) = Corr. (dB/m) + Read Level (dBuV)
3. Margin (dB) = Peak/AVG (dBuV/m) - Limit PK/AVG (dBuV/m)



<b>Temperature:</b>	24.6°C	<b>Relative Humidity:</b>	53%
<b>Test Voltage:</b>	AC 120V/60Hz		
<b>Ant. Pol.</b>	Vertical		
<b>Test Mode:</b>	TX 802.11n(HT20) Mode 5500 MHz (U-NII-2C) -MIMO		
<b>Remark:</b>			



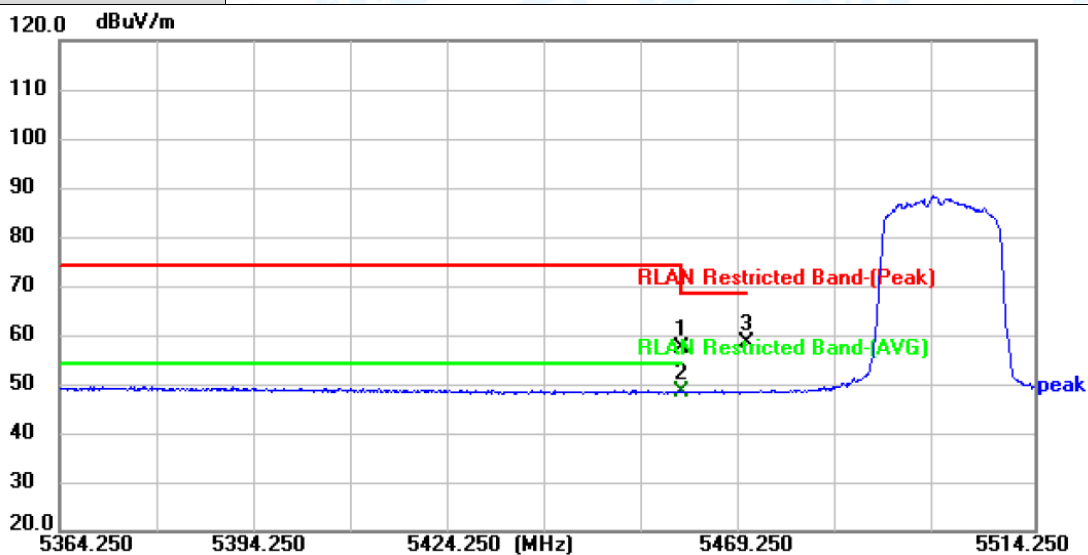
No.	Frequency (MHz)	Reading (dBuV)	Factor (dB/m)	Level (dBuV/m)	Limit (dBuV/m)	Margin (dB)	Detector	P/F
1	5417.050	36.35	14.63	50.98	54.00	-3.02	AVG	P
2	5419.750	49.12	14.64	63.76	74.00	-10.24	peak	P
3	5460.000	45.09	14.77	59.86	68.30	-8.44	peak	P
4	5460.000	34.58	14.77	49.35	54.00	-4.65	AVG	P
5 *	5470.000	52.65	14.82	67.47	68.30	-0.83	peak	P

**Remark:**

1. Corr. = Antenna Factor (dB/m) + Cable Loss (dB)
2. Peak/AVG (dBuV/m) = Corr. (dB/m) + Read Level (dBuV)
3. Margin (dB) = Peak/AVG (dBuV/m) - Limit PK/AVG (dBuV/m)



<b>Temperature:</b>	24.6°C	<b>Relative Humidity:</b>	53%
<b>Test Voltage:</b>	AC 120V/60Hz		
<b>Ant. Pol.</b>	Horizontal		
<b>Test Mode:</b>	TX 802.11ac(VHT20) Mode 5500 MHz (U-NII-2C) -MIMO		
<b>Remark:</b>			



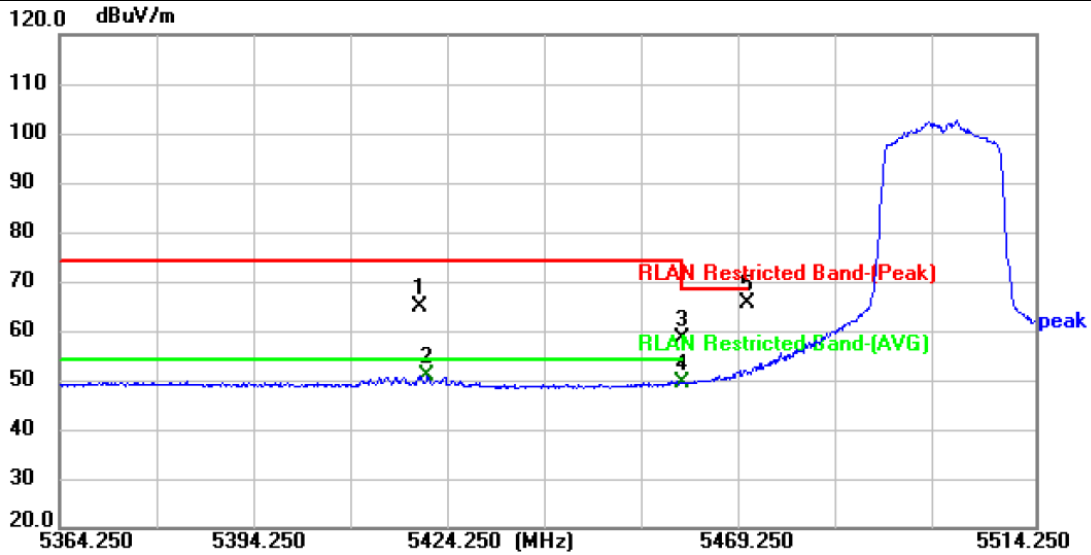
No.	Frequency (MHz)	Reading (dBuV)	Factor (dB/m)	Level (dBuV/m)	Limit (dBuV/m)	Margin (dB)	Detector	P/F
1	5460.000	42.53	14.77	57.30	68.30	-11.00	peak	P
2 *	5460.000	33.46	14.77	48.23	54.00	-5.77	AVG	P
3	5470.000	43.51	14.82	58.33	68.30	-9.97	peak	P

**Remark:**

1. Corr. = Antenna Factor (dB/m) + Cable Loss (dB)
2. Peak/AVG (dBuV/m) = Corr. (dB/m) + Read Level (dBuV)
3. Margin (dB) = Peak/AVG (dBuV/m) - Limit PK/AVG (dBuV/m)



<b>Temperature:</b>	24.6°C	<b>Relative Humidity:</b>	53%
<b>Test Voltage:</b>	AC 120V/60Hz		
<b>Ant. Pol.</b>	Vertical		
<b>Test Mode:</b>	TX 802.11ac(VHT20) Mode 5500 MHz (U-NII-2C) -MIMO		
<b>Remark:</b>			



No.	Frequency (MHz)	Reading (dBuV)	Factor (dB/m)	Level (dBuV/m)	Limit (dBuV/m)	Margin (dB)	Detector	P/F
1	5419.800	50.21	14.64	64.85	74.00	-9.15	peak	P
2	5420.800	36.24	14.64	50.88	54.00	-3.12	AVG	P
3	5460.000	43.68	14.77	58.45	68.30	-9.85	peak	P
4	5460.000	34.72	14.77	49.49	54.00	-4.51	AVG	P
5 *	5470.000	50.59	14.82	65.41	68.30	-2.89	peak	P

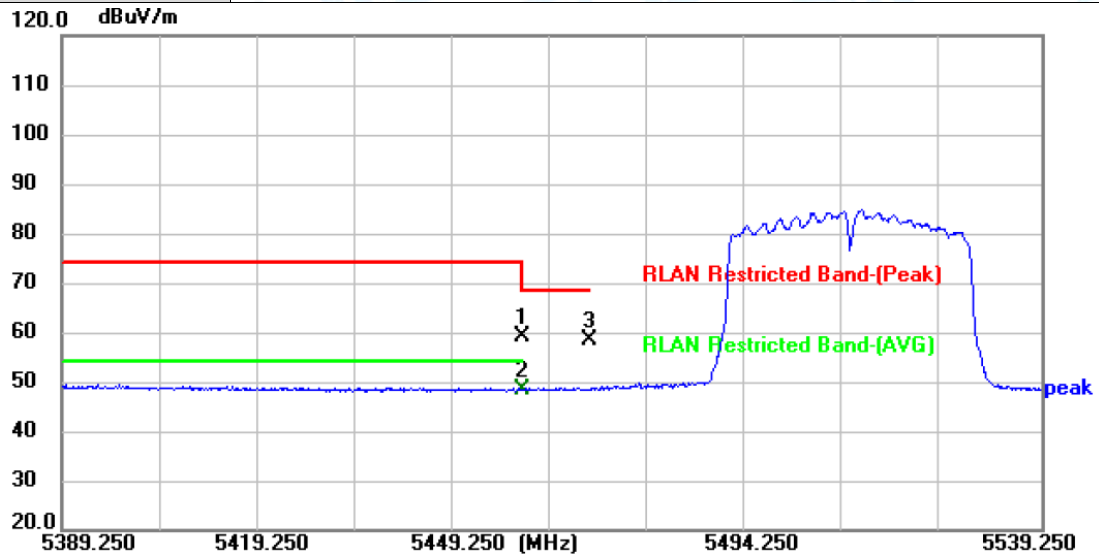
**Remark:**

1. Corr. = Antenna Factor (dB/m) + Cable Loss (dB)
2. Peak/AVG (dBuV/m) = Corr. (dB/m) + Read Level (dBuV)
3. Margin (dB) = Peak/AVG (dBuV/m) - Limit PK/AVG (dBuV/m)





<b>Temperature:</b>	24.6°C	<b>Relative Humidity:</b>	53%
<b>Test Voltage:</b>	AC 120V/60Hz		
<b>Ant. Pol.</b>	Horizontal		
<b>Test Mode:</b>	TX 802.11n(HT40) Mode 5510 MHz (U-NII-2C) -MIMO		
<b>Remark:</b>			



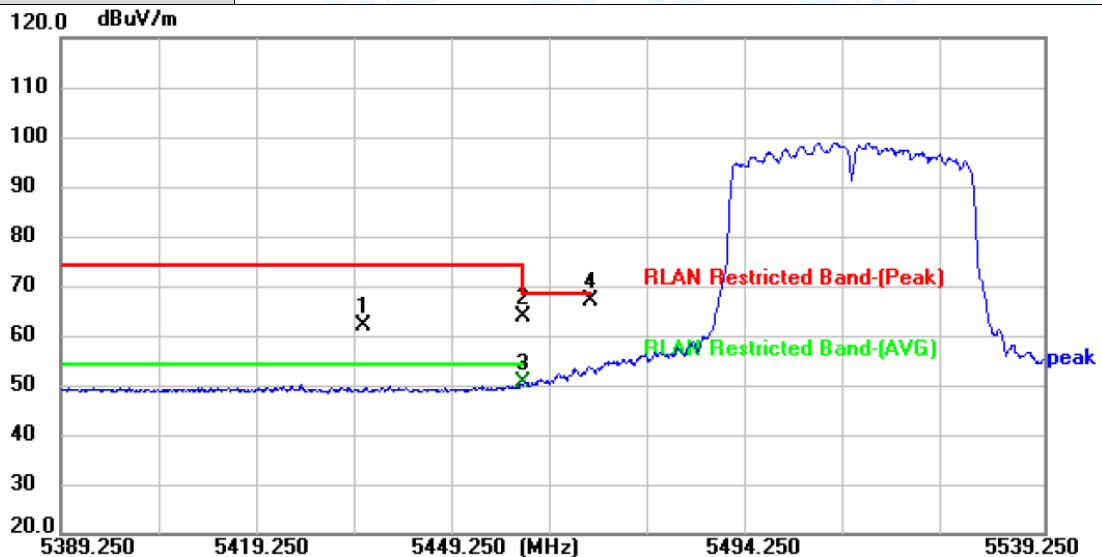
No.	Frequency (MHz)	Reading (dBuV)	Factor (dB/m)	Level (dBuV/m)	Limit (dBuV/m)	Margin (dB)	Detector	P/F
1	5460.000	44.21	14.77	58.98	68.30	-9.32	peak	P
2 *	5460.000	33.68	14.77	48.45	54.00	-5.55	AVG	P
3	5470.000	43.45	14.82	58.27	68.30	-10.03	peak	P

**Remark:**

1. Corr. = Antenna Factor (dB/m) + Cable Loss (dB)
2. Peak/AVG (dBuV/m)= Corr. (dB/m)+ Read Level (dBuV)
3. Margin (dB) = Peak/AVG (dBuV/m)-Limit PK/AVG(dBuV/m)



<b>Temperature:</b>	24.6°C	<b>Relative Humidity:</b>	53%
<b>Test Voltage:</b>	AC 120V/60Hz		
<b>Ant. Pol.</b>	Vertical		
<b>Test Mode:</b>	TX 802.11n(HT40) Mode 5510 MHz (U-NII-2C) -MIMO		
<b>Remark:</b>			



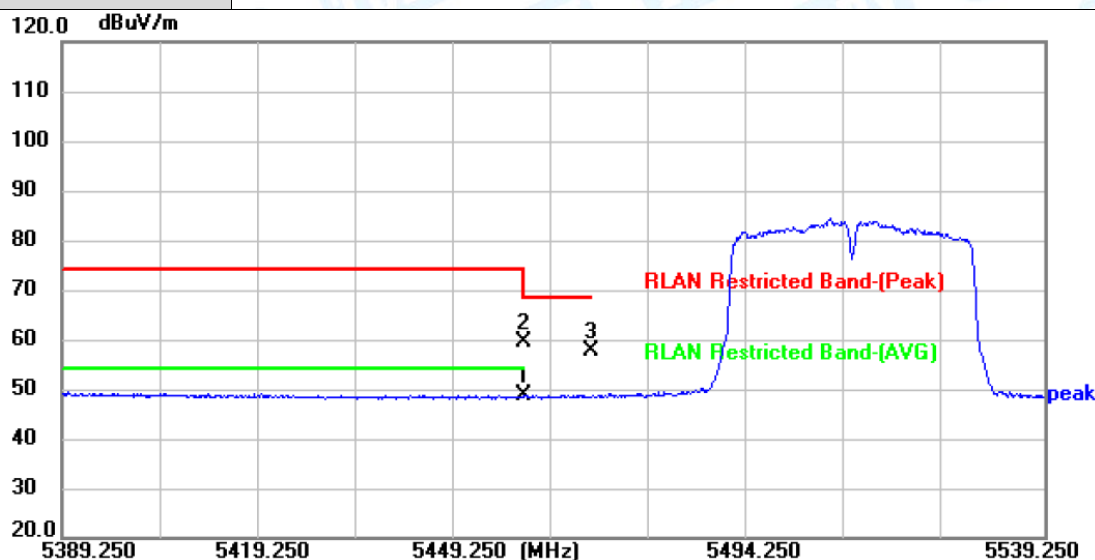
No.	Frequency (MHz)	Reading (dBuV)	Factor (dB/m)	Level (dBuV/m)	Limit (dBuV/m)	Margin (dB)	Detector	P/F
1	5435.550	47.16	14.69	61.85	74.00	-12.15	peak	P
2	5460.000	49.07	14.77	63.84	68.30	-4.46	peak	P
3	5460.000	35.69	14.77	50.46	54.00	-3.54	AVG	P
4 *	5470.000	52.11	14.82	66.93	68.30	-1.37	peak	P

**Remark:**

1. Corr. = Antenna Factor (dB/m) + Cable Loss (dB)
2. Peak/AVG (dBuV/m) = Corr. (dB/m) + Read Level (dBuV)
3. Margin (dB) = Peak/AVG (dBuV/m) - Limit PK/AVG (dBuV/m)



<b>Temperature:</b>	24.6°C	<b>Relative Humidity:</b>	53%
<b>Test Voltage:</b>	AC 120V/60Hz		
<b>Ant. Pol.</b>	Horizontal		
<b>Test Mode:</b>	TX 802.11ac(VHT40) Mode 5510 MHz (U-NII-2C) -MIMO		
<b>Remark:</b>			



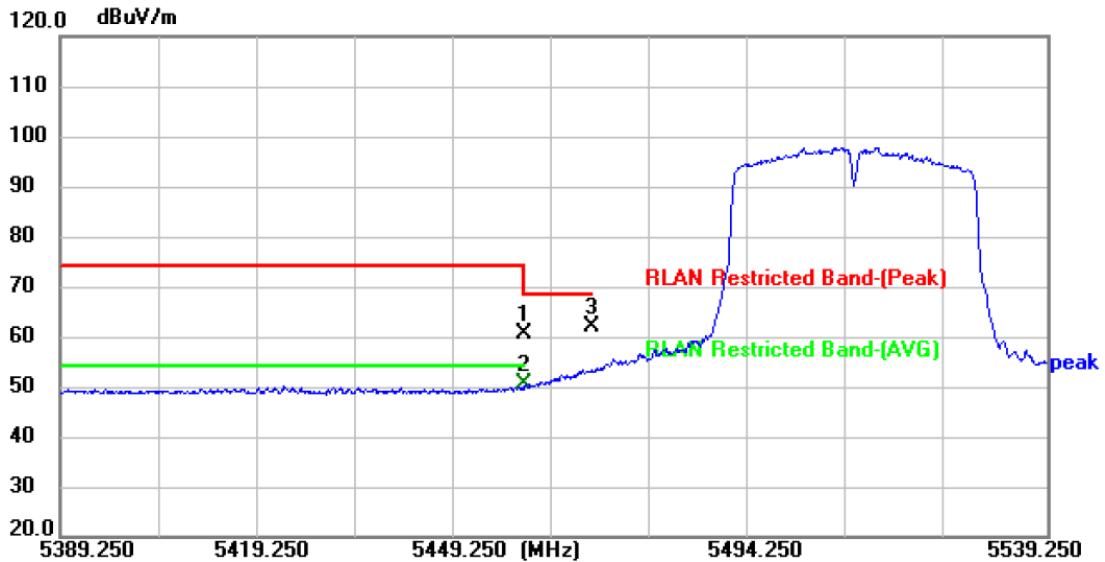
No.	Frequency (MHz)	Reading (dBuV)	Factor (dB/m)	Level (dBuV/m)	Limit (dBuV/m)	Margin (dB)	Detector	P/F
1	5460.000	33.88	14.77	48.65	68.30	-19.65	peak	P
2 *	5460.000	44.77	14.77	59.54	68.30	-8.76	peak	P
3	5470.000	43.01	14.82	57.83	68.30	-10.47	peak	P

**Remark:**

1. Corr. = Antenna Factor (dB/m) + Cable Loss (dB)
2. Peak/AVG (dBuV/m) = Corr. (dB/m) + Read Level (dBuV)
3. Margin (dB) = Peak/AVG (dBuV/m) - Limit PK/AVG (dBuV/m)



<b>Temperature:</b>	24.6°C	<b>Relative Humidity:</b>	53%
<b>Test Voltage:</b>	AC 120V/60Hz		
<b>Ant. Pol.</b>	Vertical		
<b>Test Mode:</b>	TX 802.11ac(VHT40) Mode 5510 MHz (U-NII-2C) -MIMO		
<b>Remark:</b>			



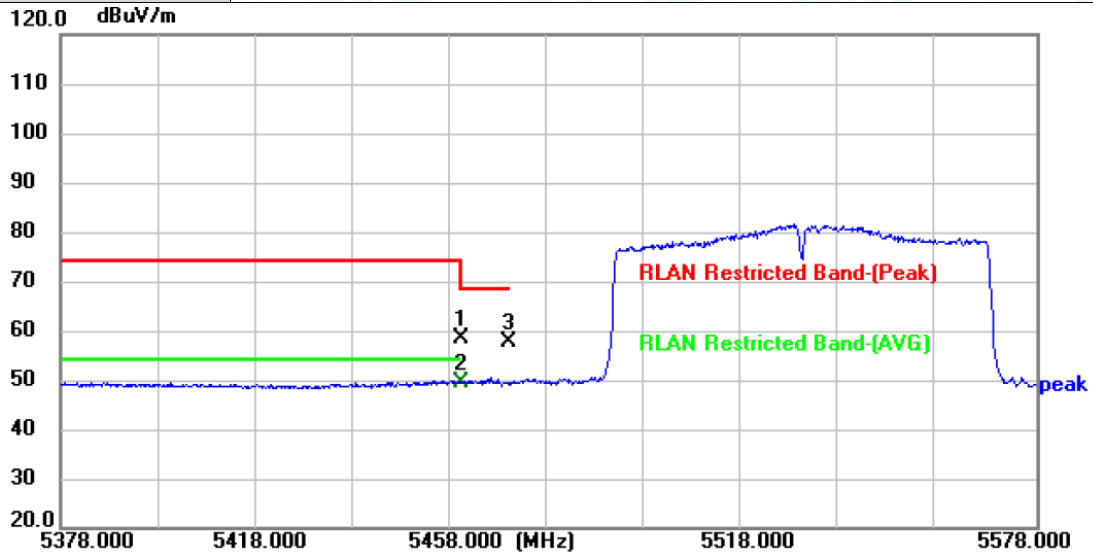
No.	Frequency (MHz)	Reading (dBuV)	Factor (dB/m)	Level (dBuV/m)	Limit (dBuV/m)	Margin (dB)	Detector	P/F
1	5460.000	45.64	14.77	60.41	68.30	-7.89	peak	P
2 *	5460.000	35.87	14.77	50.64	54.00	-3.36	AVG	P
3	5470.000	47.03	14.82	61.85	68.30	-6.45	peak	P

**Remark:**

1. Corr. = Antenna Factor (dB/m) + Cable Loss (dB)
2. Peak/AVG (dBuV/m) = Corr. (dB/m) + Read Level (dBuV)
3. Margin (dB) = Peak/AVG (dBuV/m) - Limit PK/AVG (dBuV/m)



<b>Temperature:</b>	24.6°C	<b>Relative Humidity:</b>	53%
<b>Test Voltage:</b>	AC 120V/60Hz		
<b>Ant. Pol.</b>	Horizontal		
<b>Test Mode:</b>	TX 802.11ac(VHT80) Mode 5530 MHz (U-NII-2C) -MIMO		
<b>Remark:</b>			



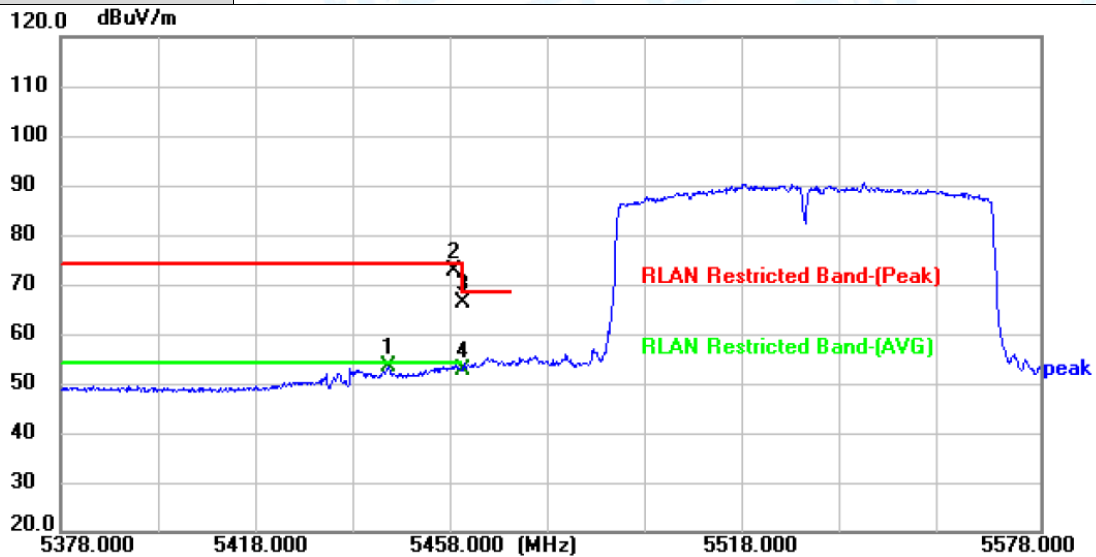
No.	Frequency (MHz)	Reading (dBuV)	Factor (dB/m)	Level (dBuV/m)	Limit (dBuV/m)	Margin (dB)	Detector	P/F
1	5460.000	43.75	14.77	58.52	68.30	-9.78	peak	P
2 *	5460.000	34.77	14.77	49.54	54.00	-4.46	AVG	P
3	5470.000	42.83	14.82	57.65	68.30	-10.65	peak	P

**Remark:**

1. Corr. = Antenna Factor (dB/m) + Cable Loss (dB)
2. Peak/AVG (dBuV/m) = Corr. (dB/m) + Read Level (dBuV)
3. Margin (dB) = Peak/AVG (dBuV/m) - Limit PK/AVG (dBuV/m)



<b>Temperature:</b>	24.6°C	<b>Relative Humidity:</b>	53%
<b>Test Voltage:</b>	AC 120V/60Hz		
<b>Ant. Pol.</b>	Vertical		
<b>Test Mode:</b>	TX 802.11ac(VHT80) Mode 5530 MHz (U-NII-2C) -MIMO		
<b>Remark:</b>			



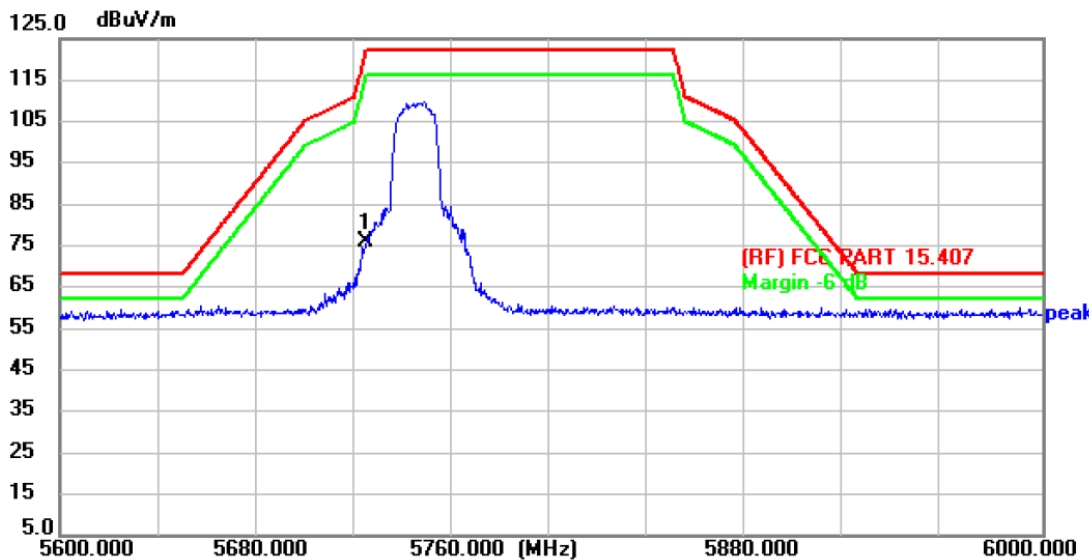
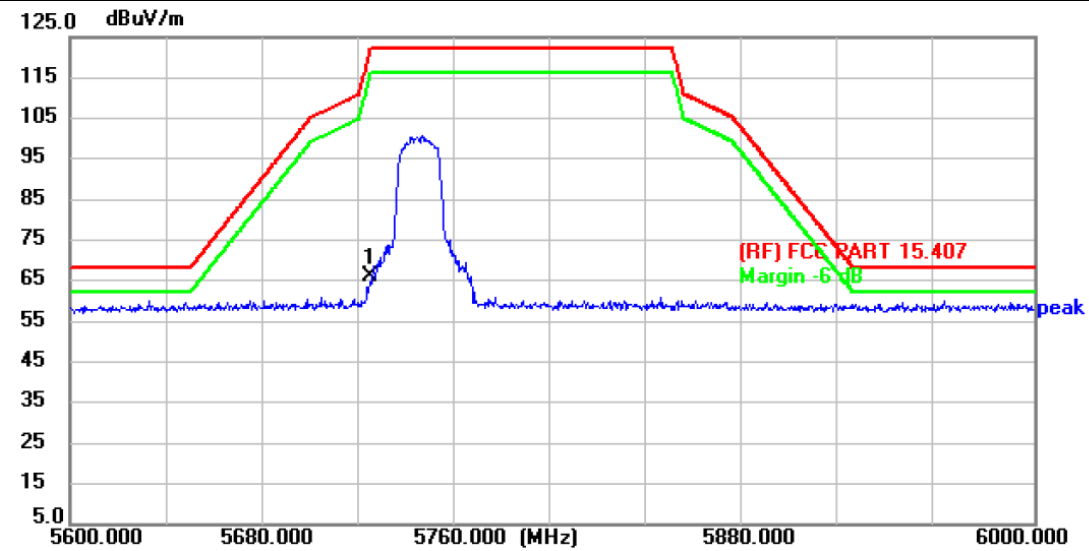
No.	Frequency (MHz)	Reading (dBuV)	Factor (dB/m)	Level (dBuV/m)	Limit (dBuV/m)	Margin (dB)	Detector	P/F
1 *	5444.800	38.65	14.73	53.38	54.00	-0.62	AVG	P
2	5458.400	58.08	14.77	72.85	74.00	-1.15	peak	P
3	5460.000	51.47	14.77	66.24	68.30	-2.06	peak	P
4	5460.000	38.01	14.77	52.78	54.00	-1.22	AVG	P

**Remark:**

1. Corr. = Antenna Factor (dB/m) + Cable Loss (dB)
2. Peak/AVG (dBuV/m) = Corr. (dB/m) + Read Level (dBuV)
3. Margin (dB) = Peak/AVG (dBuV/m) - Limit PK/AVG (dBuV/m)



Temperature:	24.6°C	Relative Humidity:	53%
Test Voltage:	AC 120V/60Hz		
Ant. Pol.	Horizontal		
Test Mode:	TX 802.11a Mode 5745 MHz (U-NII-3)-SISO		
Remark:			



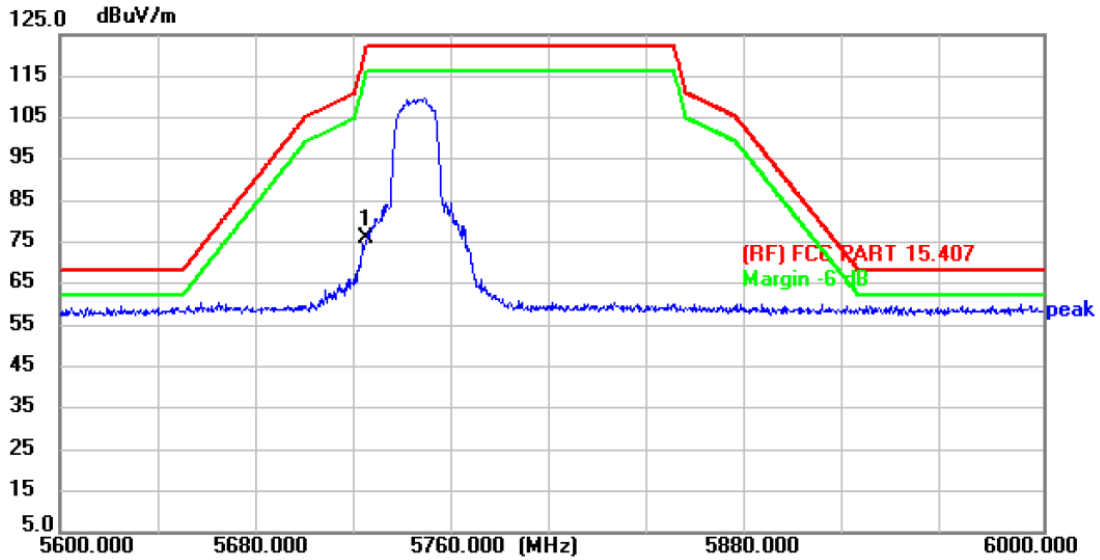
No.	Frequency (MHz)	Reading (dBuV)	Factor (dB/m)	Level (dBuV/m)	Limit (dBuV/m)	Margin (dB)	Detector	P/F
1 *	5725.000	50.83	15.07	65.90	122.30	-56.40	peak	P

**Remark:**

1. Corr. = Antenna Factor (dB/m) + Cable Loss (dB)
2. Peak/AVG (dBuV/m) = Corr. (dB/m) + Read Level (dBuV)
3. Margin (dB) = Peak/AVG (dBuV/m) - Limit PK/AVG (dBuV/m)



<b>Temperature:</b>	24.6°C	<b>Relative Humidity:</b>	53%
<b>Test Voltage:</b>	AC 120V/60Hz		
<b>Ant. Pol.</b>	Vertical		
<b>Test Mode:</b>	TX 802.11a Mode 5745 MHz (U-NII-3) -SISO		
<b>Remark:</b>			



No.	Frequency (MHz)	Reading (dBuV)	Factor (dB/m)	Level (dBuV/m)	Limit (dBuV/m)	Margin (dB)	Detector	P/F
1 *	5725.000	61.00	15.07	76.07	122.30	-46.23	peak	P

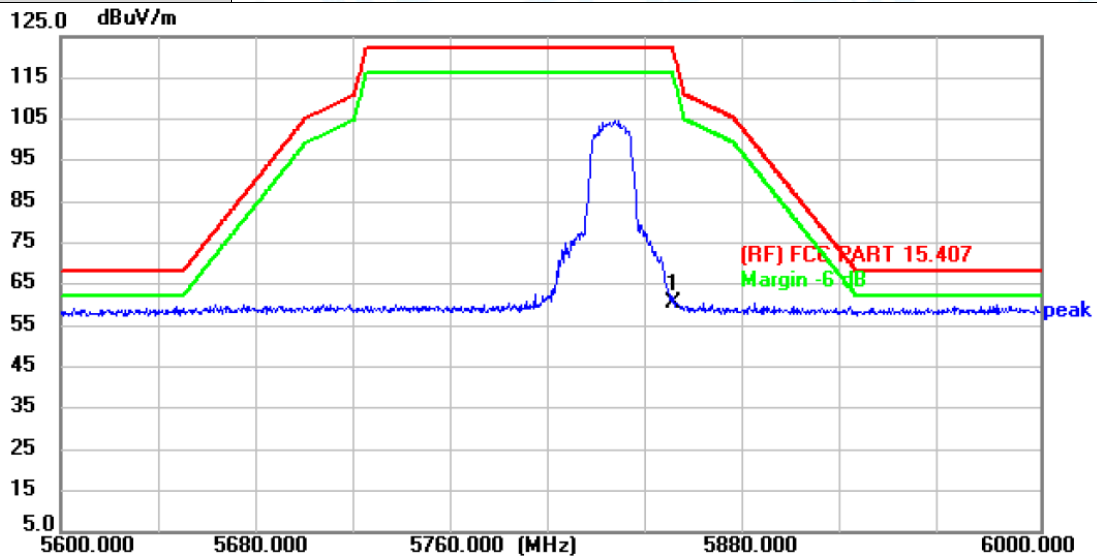
**Remark:**

1. Corr. = Antenna Factor (dB/m) + Cable Loss (dB)
2. Peak/AVG (dBuV/m) = Corr. (dB/m) + Read Level (dBuV)
3. Margin (dB) = Peak/AVG (dBuV/m) - Limit PK/AVG (dBuV/m)





<b>Temperature:</b>	24.6°C	<b>Relative Humidity:</b>	53%
<b>Test Voltage:</b>	AC 120V/60Hz		
<b>Ant. Pol.</b>	Horizontal		
<b>Test Mode:</b>	TX 802.11a Mode 5825 MHz (U-NII-3) -SISO		
<b>Remark:</b>			



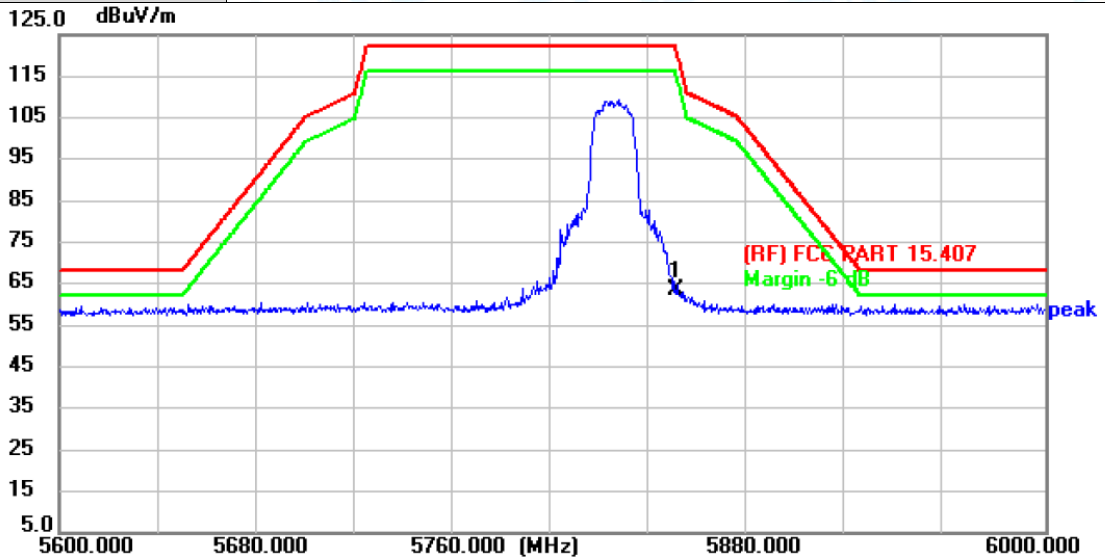
No.	Frequency (MHz)	Reading (dBuV)	Factor (dB/m)	Level (dBuV/m)	Limit (dBuV/m)	Margin (dB)	Detector	P/F
1 *	5850.000	45.54	15.15	60.69	122.30	-61.61	peak	P

**Remark:**

1. Corr. = Antenna Factor (dB/m) + Cable Loss (dB)
2. Peak/AVG (dBuV/m) = Corr. (dB/m) + Read Level (dBuV)
3. Margin (dB) = Peak/AVG (dBuV/m) - Limit PK/AVG (dBuV/m)



<b>Temperature:</b>	24.6°C	<b>Relative Humidity:</b>	53%
<b>Test Voltage:</b>	AC 120V/60Hz		
<b>Ant. Pol.</b>	Vertical		
<b>Test Mode:</b>	TX 802.11a Mode 5825 MHz (U-NII-3) -SISO		
<b>Remark:</b>			



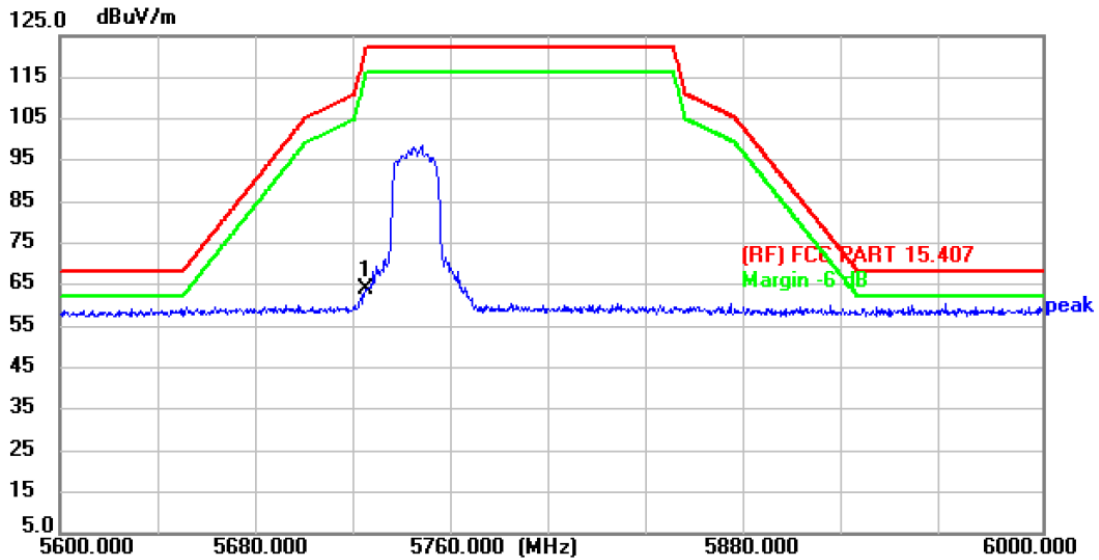
No.	Frequency (MHz)	Reading (dBuV)	Factor (dB/m)	Level (dBuV/m)	Limit (dBuV/m)	Margin (dB)	Detector	P/F
1 *	5850.000	48.18	15.15	63.33	122.30	-58.97	peak	P

**Remark:**

1. Corr. = Antenna Factor (dB/m) + Cable Loss (dB)
2. Peak/AVG (dBuV/m) = Corr. (dB/m) + Read Level (dBuV)
3. Margin (dB) = Peak/AVG (dBuV/m) - Limit PK/AVG (dBuV/m)



<b>Temperature:</b>	24.6°C	<b>Relative Humidity:</b>	53%
<b>Test Voltage:</b>	AC 120V/60Hz		
<b>Ant. Pol.</b>	Horizontal		
<b>Test Mode:</b>	TX 802.11n(HT20) Mode 5745 MHz (U-NII-3) -MIMO		
<b>Remark:</b>			



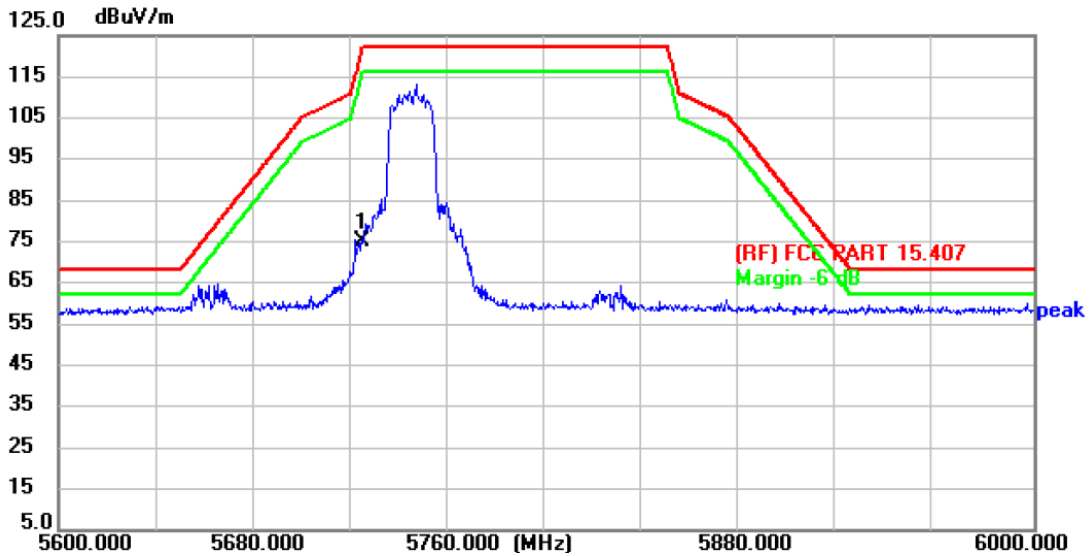
No.	Frequency (MHz)	Reading (dBuV)	Factor (dB/m)	Level (dBuV/m)	Limit (dBuV/m)	Margin (dB)	Detector	P/F
1 *	5725.000	49.06	15.07	64.13	122.30	-58.17	peak	P

**Remark:**

1. Corr. = Antenna Factor (dB/m) + Cable Loss (dB)
2. Peak/AVG (dBuV/m) = Corr. (dB/m) + Read Level (dBuV)
3. Margin (dB) = Peak/AVG (dBuV/m) - Limit PK/AVG (dBuV/m)



Temperature:	24.6°C	Relative Humidity:	53%
Test Voltage:	AC 120V/60Hz		
Ant. Pol.	Vertical		
Test Mode:	TX 802.11n(HT20) Mode 5745 MHz (U-NII-3) -MIMO		
Remark:			



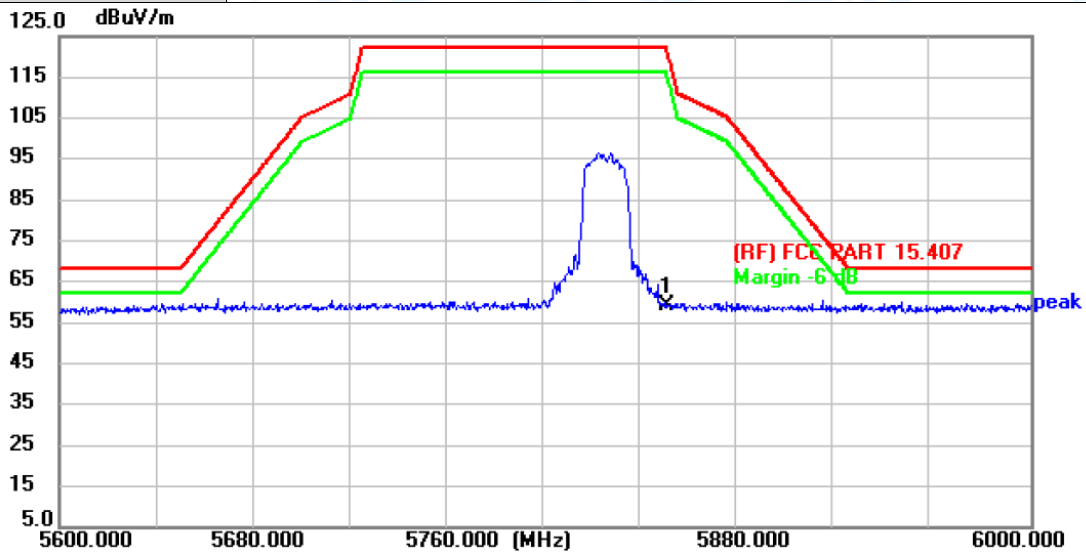
No.	Frequency (MHz)	Reading (dBuV)	Factor (dB/m)	Level (dBuV/m)	Limit (dBuV/m)	Margin (dB)	Detector	P/F
1 *	5725.000	60.07	15.07	75.14	122.30	-47.16	peak	P

**Remark:**

1. Corr. = Antenna Factor (dB/m) + Cable Loss (dB)
2. Peak/AVG (dBuV/m) = Corr. (dB/m) + Read Level (dBuV)
3. Margin (dB) = Peak/AVG (dBuV/m) - Limit PK/AVG (dBuV/m)



<b>Temperature:</b>	24.6°C	<b>Relative Humidity:</b>	53%
<b>Test Voltage:</b>	AC 120V/60Hz		
<b>Ant. Pol.</b>	Horizontal		
<b>Test Mode:</b>	TX 802.11n(HT20) Mode 5825 MHz (U-NII-3) -MIMO		
<b>Remark:</b>			



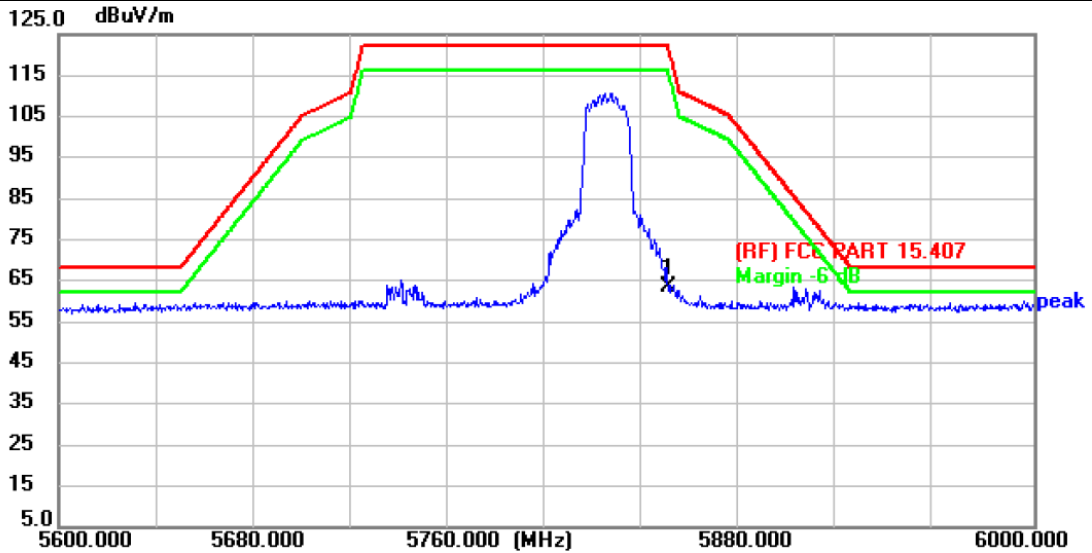
No.	Frequency (MHz)	Reading (dBuV)	Factor (dB/m)	Level (dBuV/m)	Limit (dBuV/m)	Margin (dB)	Detector	P/F
1 *	5850.000	43.96	15.15	59.11	122.30	-63.19	peak	P

**Remark:**

1. Corr. = Antenna Factor (dB/m) + Cable Loss (dB)
2. Peak/AVG (dBuV/m) = Corr. (dB/m) + Read Level (dBuV)
3. Margin (dB) = Peak/AVG (dBuV/m) - Limit PK/AVG (dBuV/m)



<b>Temperature:</b>	24.6°C	<b>Relative Humidity:</b>	53%
<b>Test Voltage:</b>	AC 120V/60Hz		
<b>Ant. Pol.</b>	Vertical		
<b>Test Mode:</b>	TX 802.11n(HT20) Mode 5825 MHz (U-NII-3) -MIMO		
<b>Remark:</b>			



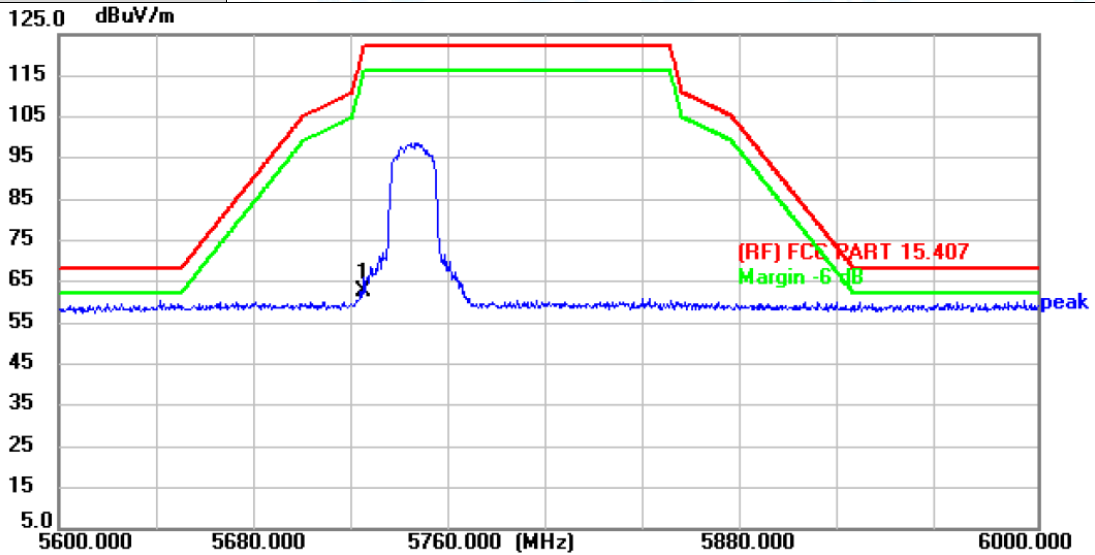
No.	Frequency (MHz)	Reading (dBuV)	Factor (dB/m)	Level (dBuV/m)	Limit (dBuV/m)	Margin (dB)	Detector	P/F
1 *	5850.000	48.27	15.15	63.42	122.30	-58.88	peak	P

**Remark:**

1. Corr. = Antenna Factor (dB/m) + Cable Loss (dB)
2. Peak/AVG (dBuV/m) = Corr. (dB/m) + Read Level (dBuV)
3. Margin (dB) = Peak/AVG (dBuV/m) - Limit PK/AVG (dBuV/m)



<b>Temperature:</b>	24.6°C	<b>Relative Humidity:</b>	53%
<b>Test Voltage:</b>	AC 120V/60Hz		
<b>Ant. Pol.</b>	Horizontal		
<b>Test Mode:</b>	TX 802.11ac(VHT20) Mode 5745 MHz (U-NII-3) -MIMO		
<b>Remark:</b>			



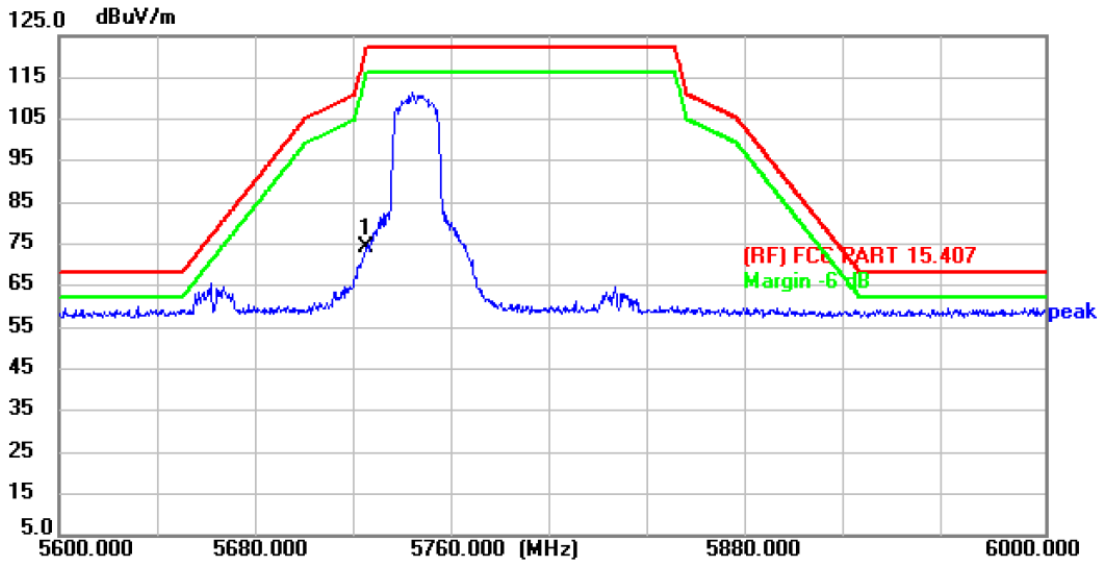
No.	Frequency (MHz)	Reading (dBuV)	Factor (dB/m)	Level (dBuV/m)	Limit (dBuV/m)	Margin (dB)	Detector	P/F
1 *	5725.000	47.39	15.07	62.46	122.30	-59.84	peak	P

**Remark:**

1. Corr. = Antenna Factor (dB/m) + Cable Loss (dB)
2. Peak/AVG (dBuV/m) = Corr. (dB/m) + Read Level (dBuV)
3. Margin (dB) = Peak/AVG (dBuV/m) - Limit PK/AVG (dBuV/m)



<b>Temperature:</b>	24.6°C	<b>Relative Humidity:</b>	53%
<b>Test Voltage:</b>	AC 120V/60Hz		
<b>Ant. Pol.</b>	Vertical		
<b>Test Mode:</b>	TX 802.11ac(VHT20) Mode 5745 MHz (U-NII-3) -MIMO		
<b>Remark:</b>			



No.	Frequency (MHz)	Reading (dBuV)	Factor (dB/m)	Level (dBuV/m)	Limit (dBuV/m)	Margin (dB)	Detector	P/F
1 *	5725.000	59.28	15.07	74.35	122.30	-47.95	peak	P

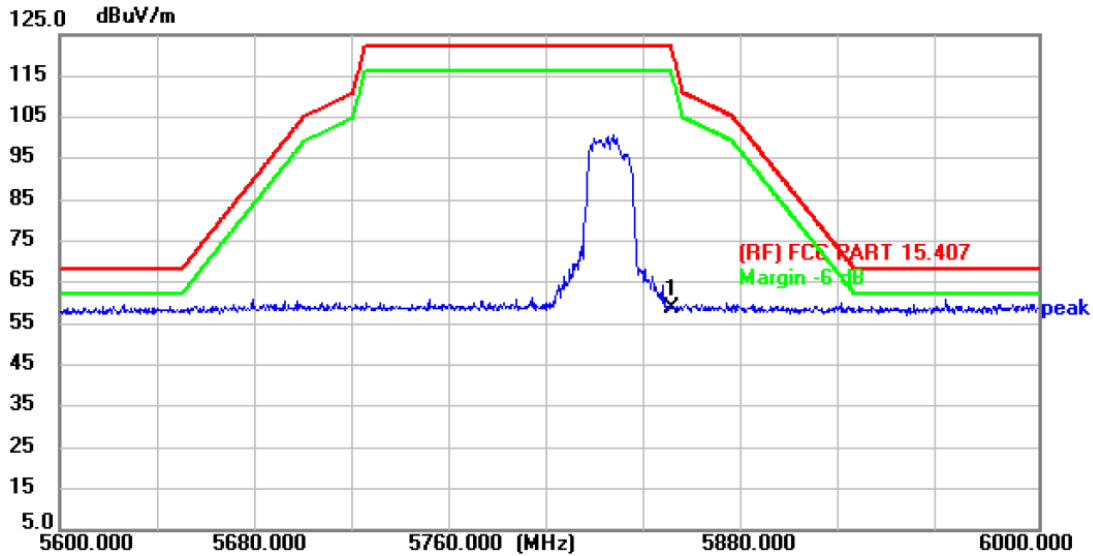
**Remark:**

1. Corr. = Antenna Factor (dB/m) + Cable Loss (dB)
2. Peak/AVG (dBuV/m) = Corr. (dB/m) + Read Level (dBuV)
3. Margin (dB) = Peak/AVG (dBuV/m) - Limit PK/AVG (dBuV/m)





<b>Temperature:</b>	24.6°C	<b>Relative Humidity:</b>	53%
<b>Test Voltage:</b>	AC 120V/60Hz		
<b>Ant. Pol.</b>	Horizontal		
<b>Test Mode:</b>	TX 802.11ac(VHT20) Mode 5825 MHz (U-NII-3) -MIMO		
<b>Remark:</b>			



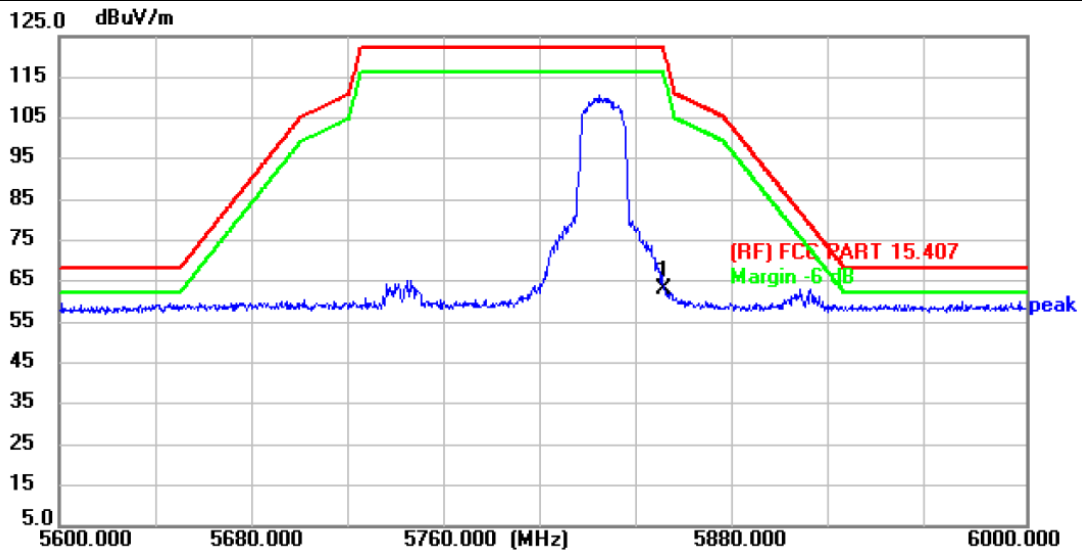
No.	Frequency (MHz)	Reading (dBuV)	Factor (dB/m)	Level (dBuV/m)	Limit (dBuV/m)	Margin (dB)	Detector	P/F
1 *	5850.000	43.73	15.15	58.88	122.30	-63.42	peak	P

**Remark:**

1. Corr. = Antenna Factor (dB/m) + Cable Loss (dB)
2. Peak/AVG (dBuV/m) = Corr. (dB/m) + Read Level (dBuV)
3. Margin (dB) = Peak/AVG (dBuV/m) - Limit PK/AVG (dBuV/m)



<b>Temperature:</b>	24.6°C	<b>Relative Humidity:</b>	53%
<b>Test Voltage:</b>	AC 120V/60Hz		
<b>Ant. Pol.</b>	Vertical		
<b>Test Mode:</b>	TX 802.11ac(VHT20) Mode 5825 MHz (U-NII-3) -MIMO		
<b>Remark:</b>			



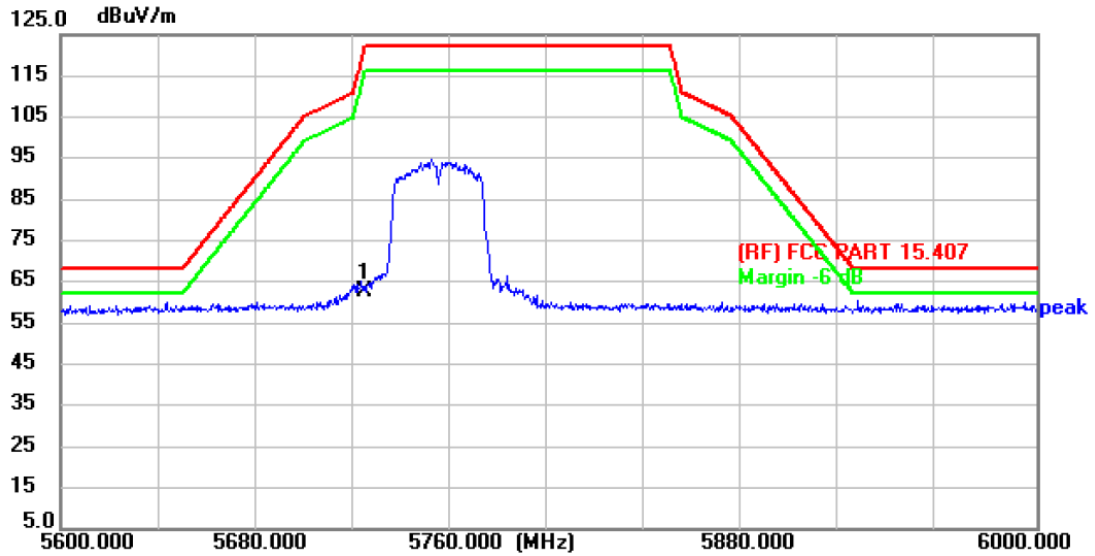
No.	Frequency (MHz)	Reading (dBuV)	Factor (dB/m)	Level (dBuV/m)	Limit (dBuV/m)	Margin (dB)	Detector	P/F
1 *	5850.000	48.03	15.15	63.18	122.30	-59.12	peak	P

**Remark:**

1. Corr. = Antenna Factor (dB/m) + Cable Loss (dB)
2. Peak/AVG (dBuV/m) = Corr. (dB/m) + Read Level (dBuV)
3. Margin (dB) = Peak/AVG (dBuV/m) - Limit PK/AVG (dBuV/m)



Temperature:	24.6°C	Relative Humidity:	53%
Test Voltage:	AC 120V/60Hz		
Ant. Pol.	Horizontal		
Test Mode:	TX 802.11n(HT40) Mode 5755 MHz (U-NII-3) -MIMO		
Remark:			



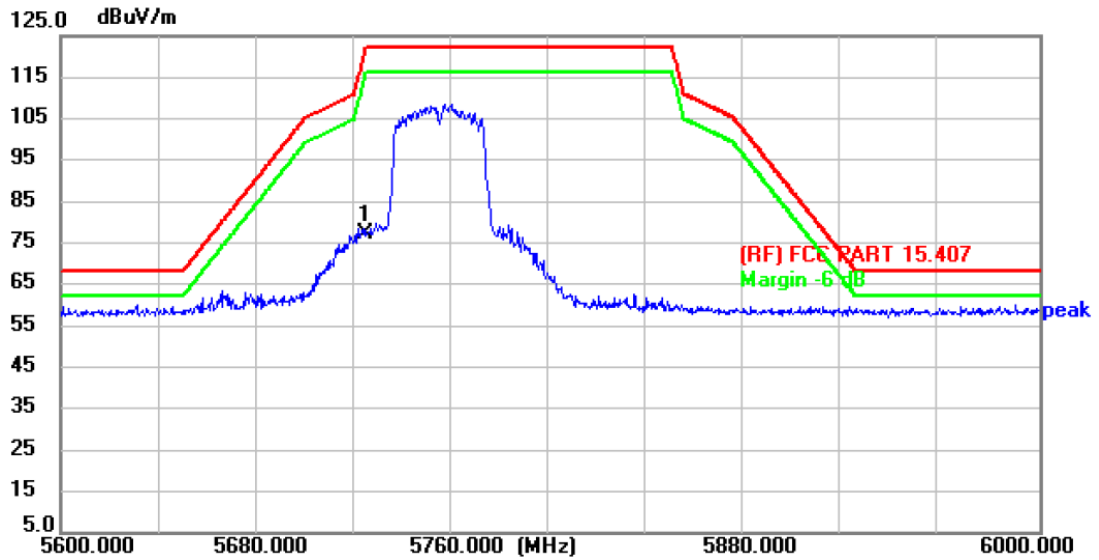
No.	Frequency (MHz)	Reading (dBuV)	Factor (dB/m)	Level (dBuV/m)	Limit (dBuV/m)	Margin (dB)	Detector	P/F
1 *	5725.000	47.72	15.07	62.79	122.30	-59.51	peak	P

**Remark:**

1. Corr. = Antenna Factor (dB/m) + Cable Loss (dB)
2. Peak/AVG (dBuV/m) = Corr. (dB/m) + Read Level (dBuV)
3. Margin (dB) = Peak/AVG (dBuV/m) - Limit PK/AVG (dBuV/m)



<b>Temperature:</b>	24.6°C	<b>Relative Humidity:</b>	53%
<b>Test Voltage:</b>	AC 120V/60Hz		
<b>Ant. Pol.</b>	Vertical		
<b>Test Mode:</b>	TX 802.11n(HT40) Mode 5755 MHz (U-NII-3) -MIMO		
<b>Remark:</b>			



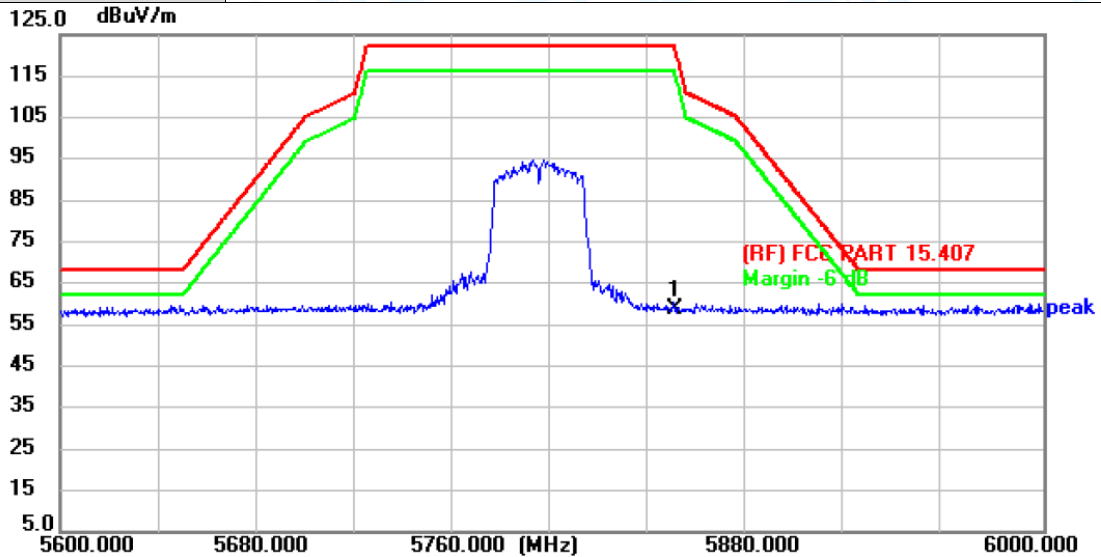
No.	Frequency (MHz)	Reading (dBuV)	Factor (dB/m)	Level (dBuV/m)	Limit (dBuV/m)	Margin (dB)	Detector	P/F
1 *	5725.000	62.10	15.07	77.17	122.30	-45.13	peak	P

**Remark:**

1. Corr. = Antenna Factor (dB/m) + Cable Loss (dB)
2. Peak/AVG (dBuV/m) = Corr. (dB/m) + Read Level (dBuV)
3. Margin (dB) = Peak/AVG (dBuV/m) - Limit PK/AVG (dBuV/m)



<b>Temperature:</b>	24.6°C	<b>Relative Humidity:</b>	53%
<b>Test Voltage:</b>	AC 120V/60Hz		
<b>Ant. Pol.</b>	Horizontal		
<b>Test Mode:</b>	TX 802.11n(HT40) Mode 5795 MHz (U-NII-3) -MIMO		
<b>Remark:</b>			



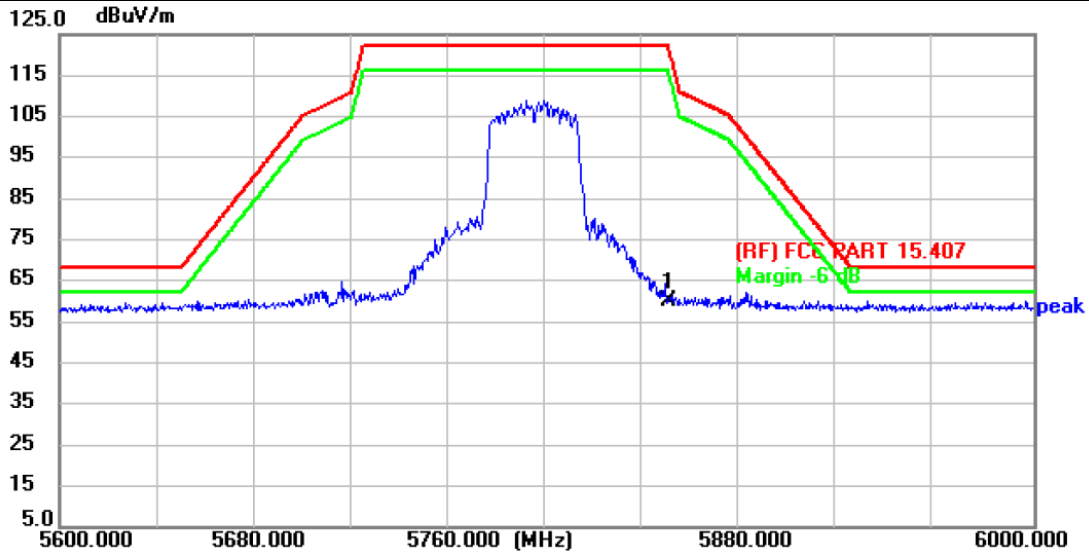
No.	Frequency (MHz)	Reading (dBuV)	Factor (dB/m)	Level (dBuV/m)	Limit (dBuV/m)	Margin (dB)	Detector	P/F
1 *	5850.000	43.67	15.15	58.82	122.30	-63.48	peak	P

**Remark:**

1. Corr. = Antenna Factor (dB/m) + Cable Loss (dB)
2. Peak/AVG (dBuV/m) = Corr. (dB/m) + Read Level (dBuV)
3. Margin (dB) = Peak/AVG (dBuV/m) - Limit PK/AVG (dBuV/m)



<b>Temperature:</b>	24.6°C	<b>Relative Humidity:</b>	53%
<b>Test Voltage:</b>	AC 120V/60Hz		
<b>Ant. Pol.</b>	Vertical		
<b>Test Mode:</b>	TX 802.11n(HT40) Mode 5795 MHz (U-NII-3) -MIMO		
<b>Remark:</b>			



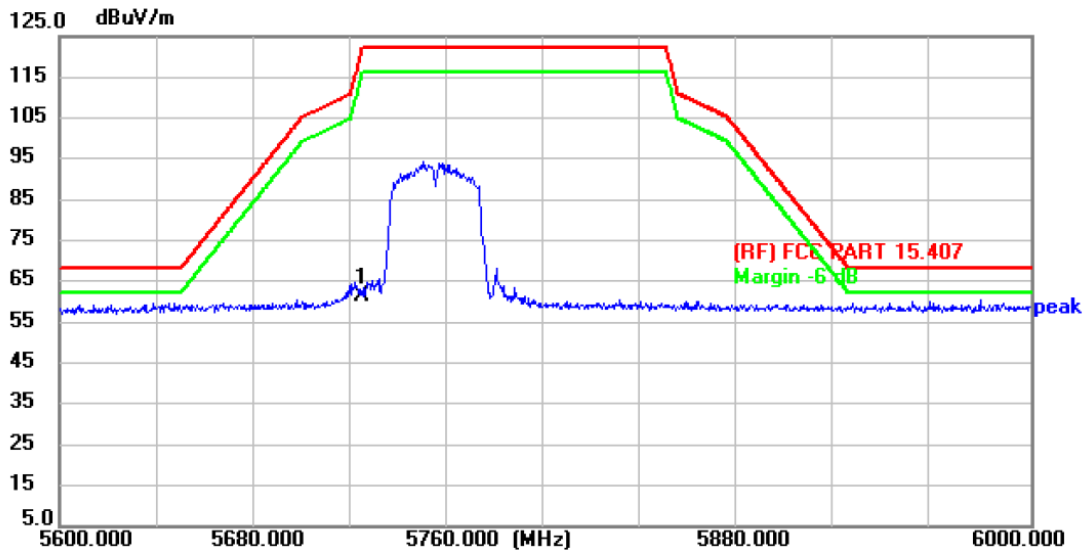
No.	Frequency (MHz)	Reading (dBuV)	Factor (dB/m)	Level (dBuV/m)	Limit (dBuV/m)	Margin (dB)	Detector	P/F
1 *	5850.000	45.13	15.15	60.28	122.30	-62.02	peak	P

**Remark:**

1. Corr. = Antenna Factor (dB/m) + Cable Loss (dB)
2. Peak/AVG (dBuV/m) = Corr. (dB/m) + Read Level (dBuV)
3. Margin (dB) = Peak/AVG (dBuV/m) - Limit PK/AVG (dBuV/m)



Temperature:	24.6°C	Relative Humidity:	53%
Test Voltage:	AC 120V/60Hz		
Ant. Pol.	Horizontal		
Test Mode:	TX 802.11ac(VHT40) Mode 5755 MHz (U-NII-3) -MIMO		
Remark:			



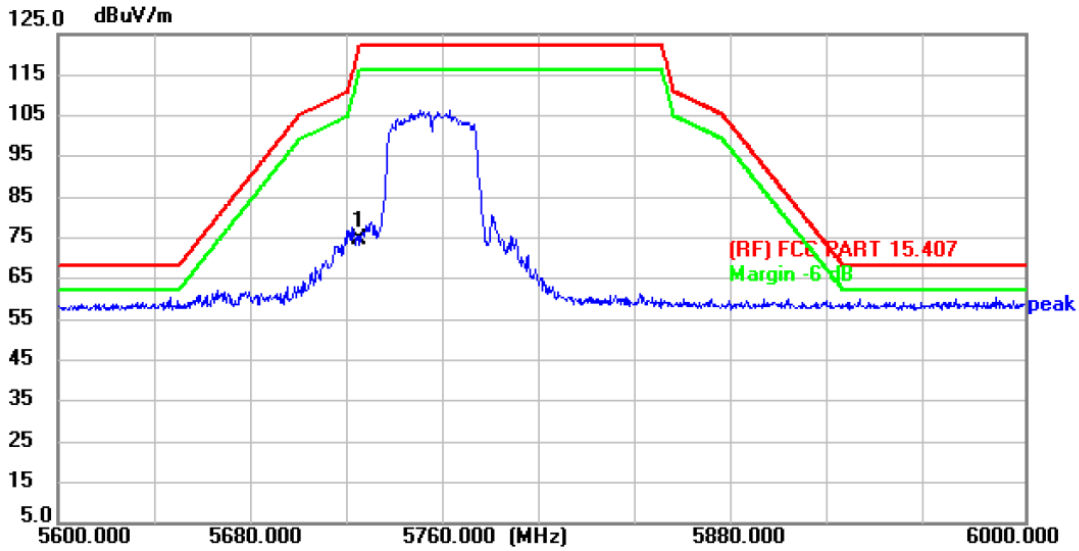
No.	Frequency (MHz)	Reading (dBuV)	Factor (dB/m)	Level (dBuV/m)	Limit (dBuV/m)	Margin (dB)	Detector	P/F
1 *	5725.000	46.10	15.07	61.17	122.30	-61.13	peak	P

**Remark:**

1. Corr. = Antenna Factor (dB/m) + Cable Loss (dB)
2. Peak/AVG (dBuV/m) = Corr. (dB/m) + Read Level (dBuV)
3. Margin (dB) = Peak/AVG (dBuV/m) - Limit PK/AVG (dBuV/m)



<b>Temperature:</b>	24.6°C	<b>Relative Humidity:</b>	53%
<b>Test Voltage:</b>	AC 120V/60Hz		
<b>Ant. Pol.</b>	Vertical		
<b>Test Mode:</b>	TX 802.11ac(VHT40) Mode 5755 MHz (U-NII-3) -MIMO		
<b>Remark:</b>			



No.	Frequency (MHz)	Reading (dBuV)	Factor (dB/m)	Level (dBuV/m)	Limit (dBuV/m)	Margin (dB)	Detector	P/F
1 *	5725.000	59.53	15.07	74.60	122.30	-47.70	peak	P

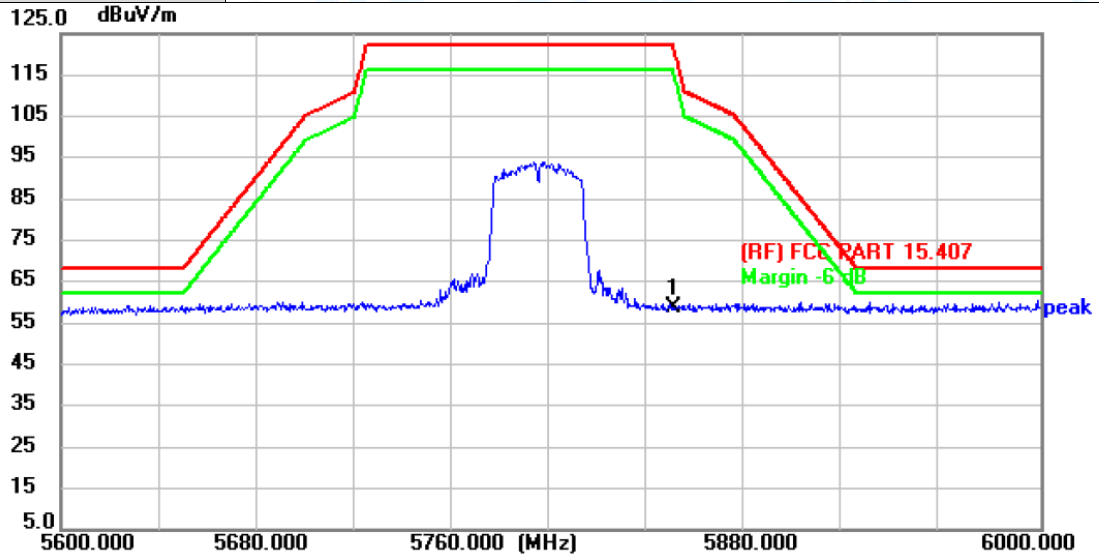
**Remark:**

1. Corr. = Antenna Factor (dB/m) + Cable Loss (dB)
2. Peak/AVG (dBuV/m) = Corr. (dB/m) + Read Level (dBuV)
3. Margin (dB) = Peak/AVG (dBuV/m) - Limit PK/AVG (dBuV/m)





<b>Temperature:</b>	24.6°C	<b>Relative Humidity:</b>	53%
<b>Test Voltage:</b>	AC 120V/60Hz		
<b>Ant. Pol.</b>	Horizontal		
<b>Test Mode:</b>	TX 802.11ac(VHT40) Mode 5795 MHz (U-NII-3) -MIMO		
<b>Remark:</b>			



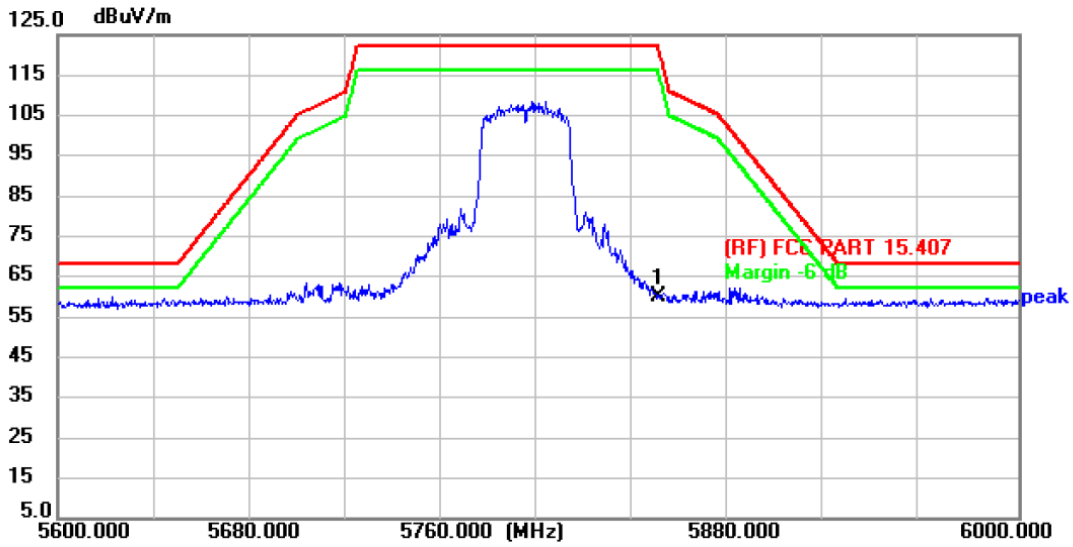
No.	Frequency (MHz)	Reading (dBuV)	Factor (dB/m)	Level (dBuV/m)	Limit (dBuV/m)	Margin (dB)	Detector	P/F
1 *	5850.000	43.61	15.15	58.76	122.30	-63.54	peak	P

**Remark:**

1. Corr. = Antenna Factor (dB/m) + Cable Loss (dB)
2. Peak/AVG (dBuV/m) = Corr. (dB/m) + Read Level (dBuV)
3. Margin (dB) = Peak/AVG (dBuV/m) - Limit PK/AVG (dBuV/m)



<b>Temperature:</b>	24.6°C	<b>Relative Humidity:</b>	53%
<b>Test Voltage:</b>	AC 120V/60Hz		
<b>Ant. Pol.</b>	Vertical		
<b>Test Mode:</b>	TX 802.11ac(VHT40) Mode 5795 MHz (U-NII-3) -MIMO		
<b>Remark:</b>			



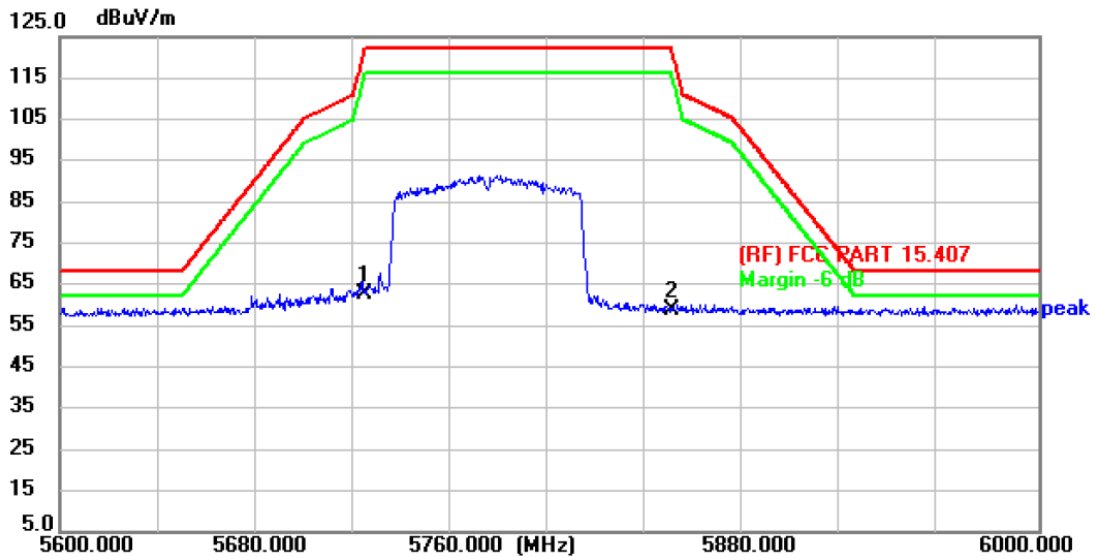
No.	Frequency (MHz)	Reading (dBuV)	Factor (dB/m)	Level (dBuV/m)	Limit (dBuV/m)	Margin (dB)	Detector	P/F
1 *	5850.000	44.97	15.15	60.12	122.30	-62.18	peak	P

**Remark:**

1. Corr. = Antenna Factor (dB/m) + Cable Loss (dB)
2. Peak/AVG (dBuV/m) = Corr. (dB/m) + Read Level (dBuV)
3. Margin (dB) = Peak/AVG (dBuV/m) - Limit PK/AVG (dBuV/m)



<b>Temperature:</b>	24.6°C	<b>Relative Humidity:</b>	53%
<b>Test Voltage:</b>	AC 120V/60Hz		
<b>Ant. Pol.</b>	Horizontal		
<b>Test Mode:</b>	TX 802.11ac(VHT80) Mode 5775 MHz (U-NII-3) -MIMO		
<b>Remark:</b>			



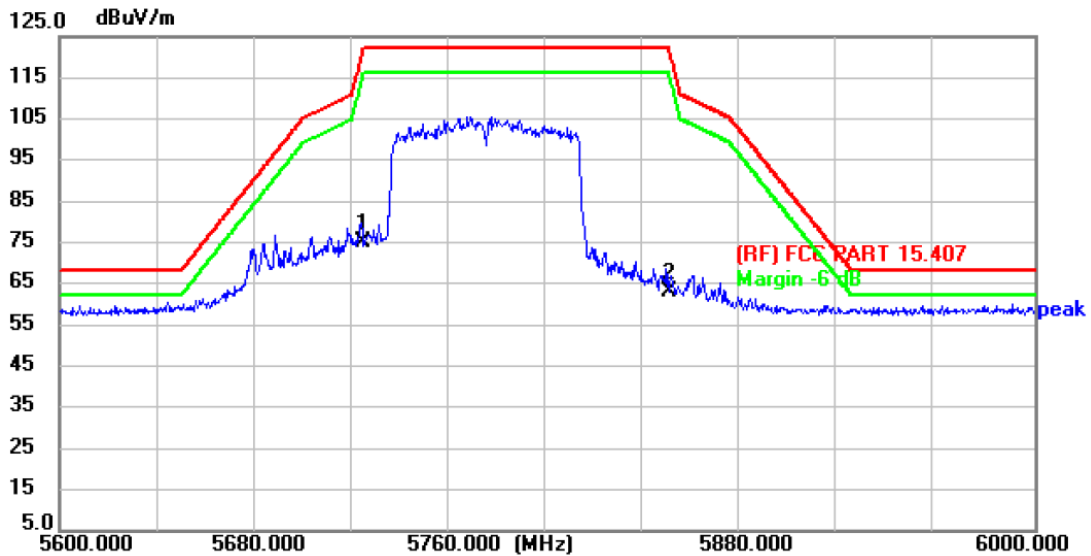
No.	Frequency (MHz)	Reading (dBuV)	Factor (dB/m)	Level (dBuV/m)	Limit (dBuV/m)	Margin (dB)	Detector	P/F
1 *	5725.000	47.65	15.07	62.72	122.30	-59.58	peak	P
2	5850.000	43.48	15.15	58.63	122.30	-63.67	peak	P

**Remark:**

1. Corr. = Antenna Factor (dB/m) + Cable Loss (dB)
2. Peak/AVG (dBuV/m) = Corr. (dB/m) + Read Level (dBuV)
3. Margin (dB) = Peak/AVG (dBuV/m) - Limit PK/AVG (dBuV/m)



<b>Temperature:</b>	24.6°C	<b>Relative Humidity:</b>	53%
<b>Test Voltage:</b>	AC 120V/60Hz		
<b>Ant. Pol.</b>	Vertical		
<b>Test Mode:</b>	TX 802.11ac(VHT80) Mode 5775 MHz (U-NII-3) -MIMO		
<b>Remark:</b>			



No.	Frequency (MHz)	Reading (dBuV)	Factor (dB/m)	Level (dBuV/m)	Limit (dBuV/m)	Margin (dB)	Detector	P/F
1 *	5725.000	60.15	15.07	75.22	122.30	-47.08	peak	P
2	5850.000	48.01	15.15	63.16	122.30	-59.14	peak	P

**Remark:**

1. Corr. = Antenna Factor (dB/m) + Cable Loss (dB)
2. Peak/AVG (dBuV/m) = Corr. (dB/m) + Read Level (dBuV)
3. Margin (dB) = Peak/AVG (dBuV/m) - Limit PK/AVG (dBuV/m)

-----END OF REPORT-----

