

5500MHz-5720MHz(U-NII-2C)

Temperature:	24.5°C	Relative Humidity:	49%
Test Voltage:	AC 120V/60Hz		
Ant. Pol.	Horizontal		
Test Mode:	TX 802.11a Mode 5500MHz (U-NII-2C)-SISO		

No.	Frequency (MHz)	Reading (dBuV)	Factor (dB/m)	Level (dBuV/m)	Limit (dBuV/m)	Margin (dB)	Detector	P/F
1	10999.440	37.33	8.17	45.50	54.00	-8.50	AVG	P
2	11000.640	46.10	8.17	54.27	68.30	-14.03	peak	P
3 *	16500.160	40.48	9.27	49.75	54.00	-4.25	AVG	P
4	16503.600	51.58	9.29	60.87	68.30	-7.43	peak	P

Remark:

1. Corr. = Antenna Factor (dB/m) + Cable Loss (dB)
2. Peak/AVG (dBμV/m)= Corr. (dB/m)+ Read Level (dBμV)
3. Margin (dB) = Peak/AVG (dBμV/m)-Limit PK/AVG(dBμV/m)
4. The tests evaluated1-40GHz,The testing has been conformed to the 10th harmonic of the highest fundamental frequency or 40GHz.
5. No report for the emission which more than 20dB below the prescribed limit.

Temperature:	24.5°C	Relative Humidity:	49%
Test Voltage:	AC 120V/60Hz		
Ant. Pol.	Vertical		
Test Mode:	TX 802.11a Mode 5500MHz (U-NII-2C) -SISO		

No.	Frequency (MHz)	Reading (dBuV)	Factor (dB/m)	Level (dBuV/m)	Limit (dBuV/m)	Margin (dB)	Detector	P/F
1	10999.360	49.14	8.17	57.31	68.30	-10.99	peak	P
2	10999.760	41.79	8.17	49.96	54.00	-4.04	AVG	P
3	16499.600	54.31	9.27	63.58	68.30	-4.72	peak	P
4 *	16499.840	42.93	9.27	52.20	54.00	-1.80	AVG	P

Remark:

1. Corr. = Antenna Factor (dB/m) + Cable Loss (dB)
2. Peak/AVG (dBμV/m)= Corr. (dB/m)+ Read Level (dBμV)
3. Margin (dB) = Peak/AVG (dBμV/m)-Limit PK/AVG(dBμV/m)
4. The tests evaluated1-40GHz,The testing has been conformed to the 10th harmonic of the highest fundamental frequency or 40GHz.
5. No report for the emission which more than 20dB below the prescribed limit.



Temperature:	24.5°C	Relative Humidity:	49%
Test Voltage:	AC 120V/60Hz		
Ant. Pol.	Horizontal		
Test Mode:	TX 802.11a Mode 5580MHz (U-NII-2C) -SISO		

No.	Frequency (MHz)	Reading (dBuV)	Factor (dB/m)	Level (dBuV/m)	Limit (dBuV/m)	Margin (dB)	Detector	P/F
1	11162.400	40.37	7.85	48.22	54.00	-5.78	AVG	P
2	11163.400	50.13	7.86	57.99	68.30	-10.31	peak	P
3	16741.250	52.45	10.44	62.89	68.30	-5.41	peak	P
4 *	16742.900	42.43	10.45	52.88	54.00	-1.12	AVG	P

Remark:

1. Corr. = Antenna Factor (dB/m) + Cable Loss (dB)
2. Peak/AVG (dBμV/m)= Corr. (dB/m)+ Read Level (dBμV)
3. Margin (dB) = Peak/AVG (dBμV/m)-Limit PK/AVG(dBμV/m)
4. The tests evaluated1-40GHz,The testing has been conformed to the 10th harmonic of the highest fundamental frequency or 40GHz.
5. No report for the emission which more than 20dB below the prescribed limit.

Temperature:	24.5°C	Relative Humidity:	49%
Test Voltage:	AC 120V/60Hz		
Ant. Pol.	Vertical		
Test Mode:	TX 802.11a Mode 5580MHz (U-NII-2C) -SISO		

No.	Frequency (MHz)	Reading (dBuV)	Factor (dB/m)	Level (dBuV/m)	Limit (dBuV/m)	Margin (dB)	Detector	P/F
1	11162.500	49.70	7.86	57.56	68.30	-10.74	peak	P
2	11163.400	40.03	7.86	47.89	54.00	-6.11	AVG	P
3 *	16740.900	41.67	10.44	52.11	54.00	-1.89	AVG	P
4	16741.700	51.04	10.44	61.48	68.30	-6.82	peak	P

Remark:

1. Corr. = Antenna Factor (dB/m) + Cable Loss (dB)
2. Peak/AVG (dBμV/m)= Corr. (dB/m)+ Read Level (dBμV)
3. Margin (dB) = Peak/AVG (dBμV/m)-Limit PK/AVG(dBμV/m)
4. The tests evaluated1-40GHz,The testing has been conformed to the 10th harmonic of the highest fundamental frequency or 40GHz.
5. No report for the emission which more than 20dB below the prescribed limit.



Temperature:	24.5°C	Relative Humidity:	49%																																													
Test Voltage:	AC 120V/60Hz																																															
Ant. Pol.	Horizontal																																															
Test Mode:	TX 802.11a Mode 5720MHz (U-NII-2C) -SISO																																															
<table border="1"> <thead> <tr> <th>No.</th> <th>Frequency (MHz)</th> <th>Reading (dBuV)</th> <th>Factor (dB/m)</th> <th>Level (dBuV/m)</th> <th>Limit (dBuV/m)</th> <th>Margin (dB)</th> <th>Detector</th> <th>P/F</th> </tr> </thead> <tbody> <tr> <td>1</td> <td>11438.970</td> <td>39.63</td> <td>8.99</td> <td>48.62</td> <td>54.00</td> <td>-5.38</td> <td>AVG</td> <td>P</td> </tr> <tr> <td>2</td> <td>11440.820</td> <td>48.70</td> <td>8.99</td> <td>57.69</td> <td>68.30</td> <td>-10.61</td> <td>peak</td> <td>P</td> </tr> <tr> <td>3 *</td> <td>17159.800</td> <td>39.41</td> <td>12.78</td> <td>52.19</td> <td>54.00</td> <td>-1.81</td> <td>AVG</td> <td>P</td> </tr> <tr> <td>4</td> <td>17161.650</td> <td>48.65</td> <td>12.80</td> <td>61.45</td> <td>68.30</td> <td>-6.85</td> <td>peak</td> <td>P</td> </tr> </tbody> </table>				No.	Frequency (MHz)	Reading (dBuV)	Factor (dB/m)	Level (dBuV/m)	Limit (dBuV/m)	Margin (dB)	Detector	P/F	1	11438.970	39.63	8.99	48.62	54.00	-5.38	AVG	P	2	11440.820	48.70	8.99	57.69	68.30	-10.61	peak	P	3 *	17159.800	39.41	12.78	52.19	54.00	-1.81	AVG	P	4	17161.650	48.65	12.80	61.45	68.30	-6.85	peak	P
No.	Frequency (MHz)	Reading (dBuV)	Factor (dB/m)	Level (dBuV/m)	Limit (dBuV/m)	Margin (dB)	Detector	P/F																																								
1	11438.970	39.63	8.99	48.62	54.00	-5.38	AVG	P																																								
2	11440.820	48.70	8.99	57.69	68.30	-10.61	peak	P																																								
3 *	17159.800	39.41	12.78	52.19	54.00	-1.81	AVG	P																																								
4	17161.650	48.65	12.80	61.45	68.30	-6.85	peak	P																																								
<p>Remark:</p> <ol style="list-style-type: none"> 1. Corr. = Antenna Factor (dB/m) + Cable Loss (dB) 2. Peak/AVG (dBuV/m) = Corr. (dB/m) + Read Level (dBuV) 3. Margin (dB) = Peak/AVG (dBuV/m) - Limit PK/AVG (dBuV/m) 4. The tests evaluated 1-40GHz, The testing has been conformed to the 10th harmonic of the highest fundamental frequency or 40GHz. 5. No report for the emission which more than 20dB below the prescribed limit. 																																																

Temperature:	24.5°C	Relative Humidity:	49%																																													
Test Voltage:	AC 120V/60Hz																																															
Ant. Pol.	Vertical																																															
Test Mode:	TX 802.11a Mode 5720MHz (U-NII-2C) -SISO																																															
<table border="1"> <thead> <tr> <th>No.</th> <th>Frequency (MHz)</th> <th>Reading (dBuV)</th> <th>Factor (dB/m)</th> <th>Level (dBuV/m)</th> <th>Limit (dBuV/m)</th> <th>Margin (dB)</th> <th>Detector</th> <th>P/F</th> </tr> </thead> <tbody> <tr> <td>1</td> <td>11438.990</td> <td>47.99</td> <td>8.99</td> <td>56.98</td> <td>68.30</td> <td>-11.32</td> <td>peak</td> <td>P</td> </tr> <tr> <td>2</td> <td>11439.870</td> <td>38.40</td> <td>8.99</td> <td>47.39</td> <td>54.00</td> <td>-6.61</td> <td>AVG</td> <td>P</td> </tr> <tr> <td>3</td> <td>17161.800</td> <td>47.94</td> <td>12.80</td> <td>60.74</td> <td>68.30</td> <td>-7.56</td> <td>peak</td> <td>P</td> </tr> <tr> <td>4 *</td> <td>17162.550</td> <td>39.43</td> <td>12.81</td> <td>52.24</td> <td>54.00</td> <td>-1.76</td> <td>AVG</td> <td>P</td> </tr> </tbody> </table>				No.	Frequency (MHz)	Reading (dBuV)	Factor (dB/m)	Level (dBuV/m)	Limit (dBuV/m)	Margin (dB)	Detector	P/F	1	11438.990	47.99	8.99	56.98	68.30	-11.32	peak	P	2	11439.870	38.40	8.99	47.39	54.00	-6.61	AVG	P	3	17161.800	47.94	12.80	60.74	68.30	-7.56	peak	P	4 *	17162.550	39.43	12.81	52.24	54.00	-1.76	AVG	P
No.	Frequency (MHz)	Reading (dBuV)	Factor (dB/m)	Level (dBuV/m)	Limit (dBuV/m)	Margin (dB)	Detector	P/F																																								
1	11438.990	47.99	8.99	56.98	68.30	-11.32	peak	P																																								
2	11439.870	38.40	8.99	47.39	54.00	-6.61	AVG	P																																								
3	17161.800	47.94	12.80	60.74	68.30	-7.56	peak	P																																								
4 *	17162.550	39.43	12.81	52.24	54.00	-1.76	AVG	P																																								
<p>Remark:</p> <ol style="list-style-type: none"> 1. Corr. = Antenna Factor (dB/m) + Cable Loss (dB) 2. Peak/AVG (dBuV/m) = Corr. (dB/m) + Read Level (dBuV) 3. Margin (dB) = Peak/AVG (dBuV/m) - Limit PK/AVG (dBuV/m) 4. The tests evaluated 1-40GHz, The testing has been conformed to the 10th harmonic of the highest fundamental frequency or 40GHz. 5. No report for the emission which more than 20dB below the prescribed limit. 																																																



Temperature:	24.5°C	Relative Humidity:	49%																																													
Test Voltage:	AC 120V/60Hz																																															
Ant. Pol.	Horizontal																																															
Test Mode:	TX 802.11n(HT20) Mode 5500MHz (U-NII-2C) -MIMO																																															
<table border="1"> <thead> <tr> <th>No.</th> <th>Frequency (MHz)</th> <th>Reading (dBuV)</th> <th>Factor (dB/m)</th> <th>Level (dBuV/m)</th> <th>Limit (dBuV/m)</th> <th>Margin (dB)</th> <th>Detector</th> <th>P/F</th> </tr> </thead> <tbody> <tr> <td>1</td> <td>10999.631</td> <td>47.49</td> <td>8.17</td> <td>55.66</td> <td>68.30</td> <td>-12.64</td> <td>peak</td> <td>P</td> </tr> <tr> <td>2</td> <td>10999.876</td> <td>37.95</td> <td>8.17</td> <td>46.12</td> <td>54.00</td> <td>-7.88</td> <td>AVG</td> <td>P</td> </tr> <tr> <td>3 *</td> <td>16499.840</td> <td>41.29</td> <td>9.27</td> <td>50.56</td> <td>54.00</td> <td>-3.44</td> <td>AVG</td> <td>P</td> </tr> <tr> <td>4</td> <td>16504.240</td> <td>51.46</td> <td>9.29</td> <td>60.75</td> <td>68.30</td> <td>-7.55</td> <td>peak</td> <td>P</td> </tr> </tbody> </table>				No.	Frequency (MHz)	Reading (dBuV)	Factor (dB/m)	Level (dBuV/m)	Limit (dBuV/m)	Margin (dB)	Detector	P/F	1	10999.631	47.49	8.17	55.66	68.30	-12.64	peak	P	2	10999.876	37.95	8.17	46.12	54.00	-7.88	AVG	P	3 *	16499.840	41.29	9.27	50.56	54.00	-3.44	AVG	P	4	16504.240	51.46	9.29	60.75	68.30	-7.55	peak	P
No.	Frequency (MHz)	Reading (dBuV)	Factor (dB/m)	Level (dBuV/m)	Limit (dBuV/m)	Margin (dB)	Detector	P/F																																								
1	10999.631	47.49	8.17	55.66	68.30	-12.64	peak	P																																								
2	10999.876	37.95	8.17	46.12	54.00	-7.88	AVG	P																																								
3 *	16499.840	41.29	9.27	50.56	54.00	-3.44	AVG	P																																								
4	16504.240	51.46	9.29	60.75	68.30	-7.55	peak	P																																								
Remark: 1. Corr. = Antenna Factor (dB/m) + Cable Loss (dB) 2. Peak/AVG (dBuV/m) = Corr. (dB/m) + Read Level (dBuV) 3. Margin (dB) = Peak/AVG (dBuV/m) - Limit PK/AVG (dBuV/m) 4. The tests evaluated 1-40GHz, The testing has been conformed to the 10th harmonic of the highest fundamental frequency or 40GHz. 5. No report for the emission which more than 20dB below the prescribed limit.																																																

Temperature:	24.5°C	Relative Humidity:	49%																																													
Test Voltage:	AC 120V/60Hz																																															
Ant. Pol.	Vertical																																															
Test Mode:	TX 802.11 n(HT20) Mode 5500MHz (U-NII-2C) -MIMO																																															
<table border="1"> <thead> <tr> <th>No.</th> <th>Frequency (MHz)</th> <th>Reading (dBuV)</th> <th>Factor (dB/m)</th> <th>Level (dBuV/m)</th> <th>Limit (dBuV/m)</th> <th>Margin (dB)</th> <th>Detector</th> <th>P/F</th> </tr> </thead> <tbody> <tr> <td>1</td> <td>11000.320</td> <td>38.79</td> <td>8.17</td> <td>46.96</td> <td>54.00</td> <td>-7.04</td> <td>AVG</td> <td>P</td> </tr> <tr> <td>2</td> <td>11003.600</td> <td>46.29</td> <td>8.15</td> <td>54.44</td> <td>68.30</td> <td>-13.86</td> <td>peak</td> <td>P</td> </tr> <tr> <td>3 *</td> <td>16498.800</td> <td>43.65</td> <td>9.26</td> <td>52.91</td> <td>54.00</td> <td>-1.09</td> <td>AVG</td> <td>P</td> </tr> <tr> <td>4</td> <td>16499.280</td> <td>52.82</td> <td>9.27</td> <td>62.09</td> <td>68.30</td> <td>-6.21</td> <td>peak</td> <td>P</td> </tr> </tbody> </table>				No.	Frequency (MHz)	Reading (dBuV)	Factor (dB/m)	Level (dBuV/m)	Limit (dBuV/m)	Margin (dB)	Detector	P/F	1	11000.320	38.79	8.17	46.96	54.00	-7.04	AVG	P	2	11003.600	46.29	8.15	54.44	68.30	-13.86	peak	P	3 *	16498.800	43.65	9.26	52.91	54.00	-1.09	AVG	P	4	16499.280	52.82	9.27	62.09	68.30	-6.21	peak	P
No.	Frequency (MHz)	Reading (dBuV)	Factor (dB/m)	Level (dBuV/m)	Limit (dBuV/m)	Margin (dB)	Detector	P/F																																								
1	11000.320	38.79	8.17	46.96	54.00	-7.04	AVG	P																																								
2	11003.600	46.29	8.15	54.44	68.30	-13.86	peak	P																																								
3 *	16498.800	43.65	9.26	52.91	54.00	-1.09	AVG	P																																								
4	16499.280	52.82	9.27	62.09	68.30	-6.21	peak	P																																								
Remark: 1. Corr. = Antenna Factor (dB/m) + Cable Loss (dB) 2. Peak/AVG (dBuV/m) = Corr. (dB/m) + Read Level (dBuV) 3. Margin (dB) = Peak/AVG (dBuV/m) - Limit PK/AVG (dBuV/m) 4. The tests evaluated 1-40GHz, The testing has been conformed to the 10th harmonic of the highest fundamental frequency or 40GHz. 5. No report for the emission which more than 20dB below the prescribed limit.																																																



Temperature:	24.5°C	Relative Humidity:	49%																																													
Test Voltage:	AC 120V/60Hz																																															
Ant. Pol.	Horizontal																																															
Test Mode:	TX 802.11n(HT20) Mode 5580MHz (U-NII-2C) -MIMO																																															
<table border="1"> <thead> <tr> <th>No.</th> <th>Frequency (MHz)</th> <th>Reading (dBuV)</th> <th>Factor (dB/m)</th> <th>Level (dBuV/m)</th> <th>Limit (dBuV/m)</th> <th>Margin (dB)</th> <th>Detector</th> <th>P/F</th> </tr> </thead> <tbody> <tr> <td>1</td> <td>11160.960</td> <td>40.14</td> <td>7.84</td> <td>47.98</td> <td>54.00</td> <td>-6.02</td> <td>AVG</td> <td>P</td> </tr> <tr> <td>2</td> <td>11161.870</td> <td>49.41</td> <td>7.85</td> <td>57.26</td> <td>68.30</td> <td>-11.04</td> <td>peak</td> <td>P</td> </tr> <tr> <td>3</td> <td>16738.250</td> <td>51.44</td> <td>10.42</td> <td>61.86</td> <td>68.30</td> <td>-6.44</td> <td>peak</td> <td>P</td> </tr> <tr> <td>4 *</td> <td>16741.680</td> <td>41.45</td> <td>10.44</td> <td>51.89</td> <td>54.00</td> <td>-2.11</td> <td>AVG</td> <td>P</td> </tr> </tbody> </table>				No.	Frequency (MHz)	Reading (dBuV)	Factor (dB/m)	Level (dBuV/m)	Limit (dBuV/m)	Margin (dB)	Detector	P/F	1	11160.960	40.14	7.84	47.98	54.00	-6.02	AVG	P	2	11161.870	49.41	7.85	57.26	68.30	-11.04	peak	P	3	16738.250	51.44	10.42	61.86	68.30	-6.44	peak	P	4 *	16741.680	41.45	10.44	51.89	54.00	-2.11	AVG	P
No.	Frequency (MHz)	Reading (dBuV)	Factor (dB/m)	Level (dBuV/m)	Limit (dBuV/m)	Margin (dB)	Detector	P/F																																								
1	11160.960	40.14	7.84	47.98	54.00	-6.02	AVG	P																																								
2	11161.870	49.41	7.85	57.26	68.30	-11.04	peak	P																																								
3	16738.250	51.44	10.42	61.86	68.30	-6.44	peak	P																																								
4 *	16741.680	41.45	10.44	51.89	54.00	-2.11	AVG	P																																								
<p>Remark:</p> <ol style="list-style-type: none"> 1. Corr. = Antenna Factor (dB/m) + Cable Loss (dB) 2. Peak/AVG (dBμV/m)= Corr. (dB/m)+ Read Level (dBμV) 3. Margin (dB) = Peak/AVG (dBμV/m)-Limit PK/AVG(dBμV/m) 4. The tests evaluated1-40GHz,The testing has been conformed to the 10th harmonic of the highest fundamental frequency or 40GHz. 5. No report for the emission which more than 20dB below the prescribed limit. 																																																

Temperature:	24.5°C	Relative Humidity:	49%																																													
Test Voltage:	AC 120V/60Hz																																															
Ant. Pol.	Vertical																																															
Test Mode:	TX 802.11n(HT20) Mode 5580MHz (U-NII-2C) -MIMO																																															
<table border="1"> <thead> <tr> <th>No.</th> <th>Frequency (MHz)</th> <th>Reading (dBuV)</th> <th>Factor (dB/m)</th> <th>Level (dBuV/m)</th> <th>Limit (dBuV/m)</th> <th>Margin (dB)</th> <th>Detector</th> <th>P/F</th> </tr> </thead> <tbody> <tr> <td>1</td> <td>11160.800</td> <td>39.71</td> <td>7.84</td> <td>47.55</td> <td>54.00</td> <td>-6.45</td> <td>AVG</td> <td>P</td> </tr> <tr> <td>2</td> <td>11162.900</td> <td>49.08</td> <td>7.86</td> <td>56.94</td> <td>68.30</td> <td>-11.36</td> <td>peak</td> <td>P</td> </tr> <tr> <td>3 *</td> <td>16740.560</td> <td>41.65</td> <td>10.44</td> <td>52.09</td> <td>54.00</td> <td>-1.91</td> <td>AVG</td> <td>P</td> </tr> <tr> <td>4</td> <td>16740.870</td> <td>40.40</td> <td>10.44</td> <td>50.84</td> <td>68.30</td> <td>-17.46</td> <td>peak</td> <td>P</td> </tr> </tbody> </table>				No.	Frequency (MHz)	Reading (dBuV)	Factor (dB/m)	Level (dBuV/m)	Limit (dBuV/m)	Margin (dB)	Detector	P/F	1	11160.800	39.71	7.84	47.55	54.00	-6.45	AVG	P	2	11162.900	49.08	7.86	56.94	68.30	-11.36	peak	P	3 *	16740.560	41.65	10.44	52.09	54.00	-1.91	AVG	P	4	16740.870	40.40	10.44	50.84	68.30	-17.46	peak	P
No.	Frequency (MHz)	Reading (dBuV)	Factor (dB/m)	Level (dBuV/m)	Limit (dBuV/m)	Margin (dB)	Detector	P/F																																								
1	11160.800	39.71	7.84	47.55	54.00	-6.45	AVG	P																																								
2	11162.900	49.08	7.86	56.94	68.30	-11.36	peak	P																																								
3 *	16740.560	41.65	10.44	52.09	54.00	-1.91	AVG	P																																								
4	16740.870	40.40	10.44	50.84	68.30	-17.46	peak	P																																								
<p>Remark:</p> <ol style="list-style-type: none"> 1. Corr. = Antenna Factor (dB/m) + Cable Loss (dB) 2. Peak/AVG (dBμV/m)= Corr. (dB/m)+ Read Level (dBμV) 3. Margin (dB) = Peak/AVG (dBμV/m)-Limit PK/AVG(dBμV/m) 4. The tests evaluated1-40GHz,The testing has been conformed to the 10th harmonic of the highest fundamental frequency or 40GHz. 5. No report for the emission which more than 20dB below the prescribed limit. 																																																



Temperature:	24.5°C	Relative Humidity:	49%																																													
Test Voltage:	AC 120V/60Hz																																															
Ant. Pol.	Horizontal																																															
Test Mode:	TX 802.11n(HT20) Mode 5720MHz (U-NII-2C) -MIMO																																															
<table border="1"> <thead> <tr> <th>No.</th> <th>Frequency (MHz)</th> <th>Reading (dBuV)</th> <th>Factor (dB/m)</th> <th>Level (dBuV/m)</th> <th>Limit (dBuV/m)</th> <th>Margin (dB)</th> <th>Detector</th> <th>P/F</th> </tr> </thead> <tbody> <tr> <td>1</td> <td>11439.560</td> <td>39.00</td> <td>8.99</td> <td>47.99</td> <td>54.00</td> <td>-6.01</td> <td>AVG</td> <td>P</td> </tr> <tr> <td>2</td> <td>11441.250</td> <td>48.37</td> <td>8.99</td> <td>57.36</td> <td>68.30</td> <td>-10.94</td> <td>peak</td> <td>P</td> </tr> <tr> <td>3 *</td> <td>17159.480</td> <td>39.46</td> <td>12.78</td> <td>52.24</td> <td>54.00</td> <td>-1.76</td> <td>AVG</td> <td>P</td> </tr> <tr> <td>4</td> <td>17160.680</td> <td>48.66</td> <td>12.79</td> <td>61.45</td> <td>68.30</td> <td>-6.85</td> <td>peak</td> <td>P</td> </tr> </tbody> </table>				No.	Frequency (MHz)	Reading (dBuV)	Factor (dB/m)	Level (dBuV/m)	Limit (dBuV/m)	Margin (dB)	Detector	P/F	1	11439.560	39.00	8.99	47.99	54.00	-6.01	AVG	P	2	11441.250	48.37	8.99	57.36	68.30	-10.94	peak	P	3 *	17159.480	39.46	12.78	52.24	54.00	-1.76	AVG	P	4	17160.680	48.66	12.79	61.45	68.30	-6.85	peak	P
No.	Frequency (MHz)	Reading (dBuV)	Factor (dB/m)	Level (dBuV/m)	Limit (dBuV/m)	Margin (dB)	Detector	P/F																																								
1	11439.560	39.00	8.99	47.99	54.00	-6.01	AVG	P																																								
2	11441.250	48.37	8.99	57.36	68.30	-10.94	peak	P																																								
3 *	17159.480	39.46	12.78	52.24	54.00	-1.76	AVG	P																																								
4	17160.680	48.66	12.79	61.45	68.30	-6.85	peak	P																																								
<p>Remark:</p> <ol style="list-style-type: none"> 1. Corr. = Antenna Factor (dB/m) + Cable Loss (dB) 2. Peak/AVG (dBμV/m)= Corr. (dB/m)+ Read Level (dBμV) 3. Margin (dB) = Peak/AVG (dBμV/m)-Limit PK/AVG(dBμV/m) 4. The tests evaluated1-40GHz,The testing has been conformed to the 10th harmonic of the highest fundamental frequency or 40GHz. 5. No report for the emission which more than 20dB below the prescribed limit. 																																																

Temperature:	24.5°C	Relative Humidity:	49%																																													
Test Voltage:	AC 120V/60Hz																																															
Ant. Pol.	Vertical																																															
Test Mode:	TX 802.11n(HT20) Mode 5720MHz (U-NII-2C) -MIMO																																															
<table border="1"> <thead> <tr> <th>No.</th> <th>Frequency (MHz)</th> <th>Reading (dBuV)</th> <th>Factor (dB/m)</th> <th>Level (dBuV/m)</th> <th>Limit (dBuV/m)</th> <th>Margin (dB)</th> <th>Detector</th> <th>P/F</th> </tr> </thead> <tbody> <tr> <td>1</td> <td>11438.690</td> <td>39.25</td> <td>8.99</td> <td>48.24</td> <td>54.00</td> <td>-5.76</td> <td>AVG</td> <td>P</td> </tr> <tr> <td>2</td> <td>11439.740</td> <td>48.24</td> <td>8.99</td> <td>57.23</td> <td>68.30</td> <td>-11.07</td> <td>peak</td> <td>P</td> </tr> <tr> <td>3</td> <td>17158.800</td> <td>48.28</td> <td>12.77</td> <td>61.05</td> <td>68.30</td> <td>-7.25</td> <td>peak</td> <td>P</td> </tr> <tr> <td>4 *</td> <td>17161.680</td> <td>39.63</td> <td>12.80</td> <td>52.43</td> <td>54.00</td> <td>-1.57</td> <td>AVG</td> <td>P</td> </tr> </tbody> </table>				No.	Frequency (MHz)	Reading (dBuV)	Factor (dB/m)	Level (dBuV/m)	Limit (dBuV/m)	Margin (dB)	Detector	P/F	1	11438.690	39.25	8.99	48.24	54.00	-5.76	AVG	P	2	11439.740	48.24	8.99	57.23	68.30	-11.07	peak	P	3	17158.800	48.28	12.77	61.05	68.30	-7.25	peak	P	4 *	17161.680	39.63	12.80	52.43	54.00	-1.57	AVG	P
No.	Frequency (MHz)	Reading (dBuV)	Factor (dB/m)	Level (dBuV/m)	Limit (dBuV/m)	Margin (dB)	Detector	P/F																																								
1	11438.690	39.25	8.99	48.24	54.00	-5.76	AVG	P																																								
2	11439.740	48.24	8.99	57.23	68.30	-11.07	peak	P																																								
3	17158.800	48.28	12.77	61.05	68.30	-7.25	peak	P																																								
4 *	17161.680	39.63	12.80	52.43	54.00	-1.57	AVG	P																																								
<p>Remark:</p> <ol style="list-style-type: none"> 1. Corr. = Antenna Factor (dB/m) + Cable Loss (dB) 2. Peak/AVG (dBμV/m)= Corr. (dB/m)+ Read Level (dBμV) 3. Margin (dB) = Peak/AVG (dBμV/m)-Limit PK/AVG(dBμV/m) 4. The tests evaluated1-40GHz,The testing has been conformed to the 10th harmonic of the highest fundamental frequency or 40GHz. 5. No report for the emission which more than 20dB below the prescribed limit. 																																																



Temperature:	24.5°C	Relative Humidity:	49%					
Test Voltage:	AC 120V/60Hz							
Ant. Pol.	Horizontal							
Test Mode:	TX 802.11ac(VHT20) Mode 5500MHz (U-NII-2C) -MIMO							
No.	Frequency (MHz)	Reading (dBuV)	Factor (dB/m)	Level (dBuV/m)	Limit (dBuV/m)	Margin (dB)	Detector	P/F
1	10999.538	40.13	8.17	48.30	54.00	-5.70	AVG	P
2	10999.887	49.59	8.17	57.76	68.30	-10.54	peak	P
3 *	16500.080	41.04	9.27	50.31	54.00	-3.69	AVG	P
4	16501.360	50.46	9.27	59.73	68.30	-8.57	peak	P

Remark:

1. Corr. = Antenna Factor (dB/m) + Cable Loss (dB)
2. Peak/AVG (dBμV/m)= Corr. (dB/m)+ Read Level (dBμV)
3. Margin (dB) = Peak/AVG (dBμV/m)-Limit PK/AVG(dBμV/m)
4. The tests evaluated1-40GHz,The testing has been conformed to the 10th harmonic of the highest fundamental frequency or 40GHz.
5. No report for the emission which more than 20dB below the prescribed limit.

Temperature:	24.5°C	Relative Humidity:	49%					
Test Voltage:	AC 120V/60Hz							
Ant. Pol.	Vertical							
Test Mode:	TX 802.11 ac(VHT20) Mode 5500MHz (U-NII-2C) -MIMO							
No.	Frequency (MHz)	Reading (dBuV)	Factor (dB/m)	Level (dBuV/m)	Limit (dBuV/m)	Margin (dB)	Detector	P/F
1	11000.200	40.83	8.17	49.00	54.00	-5.00	AVG	P
2	11000.480	50.27	8.17	58.44	68.30	-9.86	peak	P
3 *	16498.400	43.16	9.25	52.41	54.00	-1.59	AVG	P
4	16503.200	53.20	9.29	62.49	68.30	-5.81	peak	P

Remark:

1. Corr. = Antenna Factor (dB/m) + Cable Loss (dB)
2. Peak/AVG (dBμV/m)= Corr. (dB/m)+ Read Level (dBμV)
3. Margin (dB) = Peak/AVG (dBμV/m)-Limit PK/AVG(dBμV/m)
4. The tests evaluated1-40GHz,The testing has been conformed to the 10th harmonic of the highest fundamental frequency or 40GHz.
5. No report for the emission which more than 20dB below the prescribed limit.



Temperature:	24.5°C	Relative Humidity:	49%																																													
Test Voltage:	AC 120V/60Hz																																															
Ant. Pol.	Horizontal																																															
Test Mode:	TX 802.11 ac(VHT20) Mode 5580MHz (U-NII-2C) -MIMO																																															
<table border="1"> <thead> <tr> <th>No.</th> <th>Frequency (MHz)</th> <th>Reading (dBuV)</th> <th>Factor (dB/m)</th> <th>Level (dBuV/m)</th> <th>Limit (dBuV/m)</th> <th>Margin (dB)</th> <th>Detector</th> <th>P/F</th> </tr> </thead> <tbody> <tr> <td>1</td> <td>11160.250</td> <td>40.01</td> <td>7.84</td> <td>47.85</td> <td>54.00</td> <td>-6.15</td> <td>AVG</td> <td>P</td> </tr> <tr> <td>2</td> <td>11162.440</td> <td>50.39</td> <td>7.85</td> <td>58.24</td> <td>68.30</td> <td>-10.06</td> <td>peak</td> <td>P</td> </tr> <tr> <td>3</td> <td>16739.540</td> <td>50.50</td> <td>10.43</td> <td>60.93</td> <td>68.30</td> <td>-7.37</td> <td>peak</td> <td>P</td> </tr> <tr> <td>4 *</td> <td>16740.870</td> <td>41.64</td> <td>10.44</td> <td>52.08</td> <td>54.00</td> <td>-1.92</td> <td>AVG</td> <td>P</td> </tr> </tbody> </table>				No.	Frequency (MHz)	Reading (dBuV)	Factor (dB/m)	Level (dBuV/m)	Limit (dBuV/m)	Margin (dB)	Detector	P/F	1	11160.250	40.01	7.84	47.85	54.00	-6.15	AVG	P	2	11162.440	50.39	7.85	58.24	68.30	-10.06	peak	P	3	16739.540	50.50	10.43	60.93	68.30	-7.37	peak	P	4 *	16740.870	41.64	10.44	52.08	54.00	-1.92	AVG	P
No.	Frequency (MHz)	Reading (dBuV)	Factor (dB/m)	Level (dBuV/m)	Limit (dBuV/m)	Margin (dB)	Detector	P/F																																								
1	11160.250	40.01	7.84	47.85	54.00	-6.15	AVG	P																																								
2	11162.440	50.39	7.85	58.24	68.30	-10.06	peak	P																																								
3	16739.540	50.50	10.43	60.93	68.30	-7.37	peak	P																																								
4 *	16740.870	41.64	10.44	52.08	54.00	-1.92	AVG	P																																								
<p>Remark:</p> <ol style="list-style-type: none"> 1. Corr. = Antenna Factor (dB/m) + Cable Loss (dB) 2. Peak/AVG (dBμV/m)= Corr. (dB/m)+ Read Level (dBμV) 3. Margin (dB) = Peak/AVG (dBμV/m)-Limit PK/AVG(dBμV/m) 4. The tests evaluated1-40GHz,The testing has been conformed to the 10th harmonic of the highest fundamental frequency or 40GHz. 5. No report for the emission which more than 20dB below the prescribed limit. 																																																

Temperature:	24.5°C	Relative Humidity:	49%																																													
Test Voltage:	AC 120V/60Hz																																															
Ant. Pol.	Vertical																																															
Test Mode:	TX 802.11 ac(VHT20) Mode 5580MHz (U-NII-2C) -MIMO																																															
<table border="1"> <thead> <tr> <th>No.</th> <th>Frequency (MHz)</th> <th>Reading (dBuV)</th> <th>Factor (dB/m)</th> <th>Level (dBuV/m)</th> <th>Limit (dBuV/m)</th> <th>Margin (dB)</th> <th>Detector</th> <th>P/F</th> </tr> </thead> <tbody> <tr> <td>1</td> <td>11158.560</td> <td>49.48</td> <td>7.84</td> <td>57.32</td> <td>68.30</td> <td>-10.98</td> <td>peak</td> <td>P</td> </tr> <tr> <td>2</td> <td>11159.790</td> <td>40.52</td> <td>7.84</td> <td>48.36</td> <td>54.00</td> <td>-5.64</td> <td>AVG</td> <td>P</td> </tr> <tr> <td>3 *</td> <td>16739.850</td> <td>41.91</td> <td>10.44</td> <td>52.35</td> <td>54.00</td> <td>-1.65</td> <td>AVG</td> <td>P</td> </tr> <tr> <td>4</td> <td>16740.250</td> <td>49.92</td> <td>10.44</td> <td>60.36</td> <td>68.30</td> <td>-7.94</td> <td>peak</td> <td>P</td> </tr> </tbody> </table>				No.	Frequency (MHz)	Reading (dBuV)	Factor (dB/m)	Level (dBuV/m)	Limit (dBuV/m)	Margin (dB)	Detector	P/F	1	11158.560	49.48	7.84	57.32	68.30	-10.98	peak	P	2	11159.790	40.52	7.84	48.36	54.00	-5.64	AVG	P	3 *	16739.850	41.91	10.44	52.35	54.00	-1.65	AVG	P	4	16740.250	49.92	10.44	60.36	68.30	-7.94	peak	P
No.	Frequency (MHz)	Reading (dBuV)	Factor (dB/m)	Level (dBuV/m)	Limit (dBuV/m)	Margin (dB)	Detector	P/F																																								
1	11158.560	49.48	7.84	57.32	68.30	-10.98	peak	P																																								
2	11159.790	40.52	7.84	48.36	54.00	-5.64	AVG	P																																								
3 *	16739.850	41.91	10.44	52.35	54.00	-1.65	AVG	P																																								
4	16740.250	49.92	10.44	60.36	68.30	-7.94	peak	P																																								
<p>Remark:</p> <ol style="list-style-type: none"> 1. Corr. = Antenna Factor (dB/m) + Cable Loss (dB) 2. Peak/AVG (dBμV/m)= Corr. (dB/m)+ Read Level (dBμV) 3. Margin (dB) = Peak/AVG (dBμV/m)-Limit PK/AVG(dBμV/m) 4. The tests evaluated1-40GHz,The testing has been conformed to the 10th harmonic of the highest fundamental frequency or 40GHz. 5. No report for the emission which more than 20dB below the prescribed limit. 																																																



Temperature:	24.5°C	Relative Humidity:	49%
Test Voltage:	AC 120V/60Hz		
Ant. Pol.	Horizontal		
Test Mode:	TX 802.11 ac(VHT20) Mode 5720MHz (U-NII-2C) -MIMO		

No.	Frequency (MHz)	Reading (dBuV)	Factor (dB/m)	Level (dBuV/m)	Limit (dBuV/m)	Margin (dB)	Detector	P/F
1	11439.580	39.37	8.99	48.36	54.00	-5.64	AVG	P
2	11440.580	48.70	8.99	57.69	68.30	-10.61	peak	P
3 *	17159.390	39.17	12.77	51.94	54.00	-2.06	AVG	P
4	17161.870	48.07	12.80	60.87	68.30	-7.43	peak	P

Remark:

1. Corr. = Antenna Factor (dB/m) + Cable Loss (dB)
2. Peak/AVG (dBμV/m)= Corr. (dB/m)+ Read Level (dBμV)
3. Margin (dB) = Peak/AVG (dBμV/m)-Limit PK/AVG(dBμV/m)
4. The tests evaluated1-40GHz,The testing has been conformed to the 10th harmonic of the highest fundamental frequency or 40GHz.
5. No report for the emission which more than 20dB below the prescribed limit.

Temperature:	24.5°C	Relative Humidity:	49%
Test Voltage:	AC 120V/60Hz		
Ant. Pol.	Vertical		
Test Mode:	TX 802.11 ac(VHT20) Mode 5720MHz (U-NII-2C) -MIMO		

No.	Frequency (MHz)	Reading (dBuV)	Factor (dB/m)	Level (dBuV/m)	Limit (dBuV/m)	Margin (dB)	Detector	P/F
1	11439.740	48.57	8.99	57.56	68.30	-10.74	peak	P
2	11439.750	38.60	8.99	47.59	54.00	-6.41	AVG	P
3	17158.325	48.69	12.76	61.45	68.30	-6.85	peak	P
4 *	17159.650	39.40	12.78	52.18	54.00	-1.82	AVG	P

Remark:

1. Corr. = Antenna Factor (dB/m) + Cable Loss (dB)
2. Peak/AVG (dBμV/m)= Corr. (dB/m)+ Read Level (dBμV)
3. Margin (dB) = Peak/AVG (dBμV/m)-Limit PK/AVG(dBμV/m)
4. The tests evaluated1-40GHz,The testing has been conformed to the 10th harmonic of the highest fundamental frequency or 40GHz.
5. No report for the emission which more than 20dB below the prescribed limit.



Temperature:	24.5°C	Relative Humidity:	49%																																													
Test Voltage:	AC 120V/60Hz																																															
Ant. Pol.	Horizontal																																															
Test Mode:	TX 802.11n(HT40) Mode 5510MHz (U-NII-2C) -MIMO																																															
<table border="1"> <thead> <tr> <th>No.</th> <th>Frequency (MHz)</th> <th>Reading (dBuV)</th> <th>Factor (dB/m)</th> <th>Level (dBuV/m)</th> <th>Limit (dBuV/m)</th> <th>Margin (dB)</th> <th>Detector</th> <th>P/F</th> </tr> </thead> <tbody> <tr> <td>1</td> <td>11018.700</td> <td>40.41</td> <td>8.09</td> <td>48.50</td> <td>54.00</td> <td>-5.50</td> <td>AVG</td> <td>P</td> </tr> <tr> <td>2</td> <td>11019.800</td> <td>49.21</td> <td>8.09</td> <td>57.30</td> <td>68.30</td> <td>-11.00</td> <td>peak</td> <td>P</td> </tr> <tr> <td>3 *</td> <td>16530.740</td> <td>42.37</td> <td>9.48</td> <td>51.85</td> <td>54.00</td> <td>-2.15</td> <td>AVG</td> <td>P</td> </tr> <tr> <td>4</td> <td>16531.440</td> <td>51.33</td> <td>9.49</td> <td>60.82</td> <td>68.30</td> <td>-7.48</td> <td>peak</td> <td>P</td> </tr> </tbody> </table>				No.	Frequency (MHz)	Reading (dBuV)	Factor (dB/m)	Level (dBuV/m)	Limit (dBuV/m)	Margin (dB)	Detector	P/F	1	11018.700	40.41	8.09	48.50	54.00	-5.50	AVG	P	2	11019.800	49.21	8.09	57.30	68.30	-11.00	peak	P	3 *	16530.740	42.37	9.48	51.85	54.00	-2.15	AVG	P	4	16531.440	51.33	9.49	60.82	68.30	-7.48	peak	P
No.	Frequency (MHz)	Reading (dBuV)	Factor (dB/m)	Level (dBuV/m)	Limit (dBuV/m)	Margin (dB)	Detector	P/F																																								
1	11018.700	40.41	8.09	48.50	54.00	-5.50	AVG	P																																								
2	11019.800	49.21	8.09	57.30	68.30	-11.00	peak	P																																								
3 *	16530.740	42.37	9.48	51.85	54.00	-2.15	AVG	P																																								
4	16531.440	51.33	9.49	60.82	68.30	-7.48	peak	P																																								
<p>Remark:</p> <ol style="list-style-type: none"> 1. Corr. = Antenna Factor (dB/m) + Cable Loss (dB) 2. Peak/AVG (dBμV/m)= Corr. (dB/m)+ Read Level (dBμV) 3. Margin (dB) = Peak/AVG (dBμV/m)-Limit PK/AVG(dBμV/m) 4. The tests evaluated1-40GHz,The testing has been conformed to the 10th harmonic of the highest fundamental frequency or 40GHz. 5. No report for the emission which more than 20dB below the prescribed limit. 																																																

Temperature:	24.5°C	Relative Humidity:	49%																																													
Test Voltage:	AC 120V/60Hz																																															
Ant. Pol.	Vertical																																															
Test Mode:	TX 802.11n(HT40) Mode 5510MHz (U-NII-2C) -MIMO																																															
<table border="1"> <thead> <tr> <th>No.</th> <th>Frequency (MHz)</th> <th>Reading (dBuV)</th> <th>Factor (dB/m)</th> <th>Level (dBuV/m)</th> <th>Limit (dBuV/m)</th> <th>Margin (dB)</th> <th>Detector</th> <th>P/F</th> </tr> </thead> <tbody> <tr> <td>1</td> <td>11021.500</td> <td>41.27</td> <td>8.08</td> <td>49.35</td> <td>54.00</td> <td>-4.65</td> <td>AVG</td> <td>P</td> </tr> <tr> <td>2</td> <td>11022.300</td> <td>49.88</td> <td>8.08</td> <td>57.96</td> <td>68.30</td> <td>-10.34</td> <td>peak</td> <td>P</td> </tr> <tr> <td>3 *</td> <td>16531.800</td> <td>43.25</td> <td>9.49</td> <td>52.74</td> <td>54.00</td> <td>-1.26</td> <td>AVG</td> <td>P</td> </tr> <tr> <td>4</td> <td>16532.500</td> <td>52.86</td> <td>9.49</td> <td>62.35</td> <td>68.30</td> <td>-5.95</td> <td>peak</td> <td>P</td> </tr> </tbody> </table>				No.	Frequency (MHz)	Reading (dBuV)	Factor (dB/m)	Level (dBuV/m)	Limit (dBuV/m)	Margin (dB)	Detector	P/F	1	11021.500	41.27	8.08	49.35	54.00	-4.65	AVG	P	2	11022.300	49.88	8.08	57.96	68.30	-10.34	peak	P	3 *	16531.800	43.25	9.49	52.74	54.00	-1.26	AVG	P	4	16532.500	52.86	9.49	62.35	68.30	-5.95	peak	P
No.	Frequency (MHz)	Reading (dBuV)	Factor (dB/m)	Level (dBuV/m)	Limit (dBuV/m)	Margin (dB)	Detector	P/F																																								
1	11021.500	41.27	8.08	49.35	54.00	-4.65	AVG	P																																								
2	11022.300	49.88	8.08	57.96	68.30	-10.34	peak	P																																								
3 *	16531.800	43.25	9.49	52.74	54.00	-1.26	AVG	P																																								
4	16532.500	52.86	9.49	62.35	68.30	-5.95	peak	P																																								
<p>Remark:</p> <ol style="list-style-type: none"> 1. Corr. = Antenna Factor (dB/m) + Cable Loss (dB) 2. Peak/AVG (dBμV/m)= Corr. (dB/m)+ Read Level (dBμV) 3. Margin (dB) = Peak/AVG (dBμV/m)-Limit PK/AVG(dBμV/m) 4. The tests evaluated1-40GHz,The testing has been conformed to the 10th harmonic of the highest fundamental frequency or 40GHz. 5. No report for the emission which more than 20dB below the prescribed limit. 																																																



Temperature:	24.5°C	Relative Humidity:	49%
Test Voltage:	AC 120V/60Hz		
Ant. Pol.	Horizontal		
Test Mode:	TX 802.11n(HT40) Mode 5550MHz (U-NII-2C) -MIMO		

No.	Frequency (MHz)	Reading (dBuV)	Factor (dB/m)	Level (dBuV/m)	Limit (dBuV/m)	Margin (dB)	Detector	P/F
1	11102.530	39.66	7.76	47.42	54.00	-6.58	AVG	P
2	11102.740	47.60	7.76	55.36	68.30	-12.94	peak	P
3	16648.500	50.61	10.07	60.68	68.30	-7.62	peak	P
4 *	16648.500	42.10	10.07	52.17	54.00	-1.83	AVG	P

Remark:

1. Corr. = Antenna Factor (dB/m) + Cable Loss (dB)
2. Peak/AVG (dBμV/m)= Corr. (dB/m)+ Read Level (dBμV)
3. Margin (dB) = Peak/AVG (dBμV/m)-Limit PK/AVG(dBμV/m)
4. The tests evaluated1-40GHz,The testing has been conformed to the 10th harmonic of the highest fundamental frequency or 40GHz.
5. No report for the emission which more than 20dB below the prescribed limit.

Temperature:	24.5°C	Relative Humidity:	49%
Test Voltage:	AC 120V/60Hz		
Ant. Pol.	Vertical		
Test Mode:	TX 802.11n(HT40) Mode 5550MHz (U-NII-2C) -MIMO		

No.	Frequency (MHz)	Reading (dBuV)	Factor (dB/m)	Level (dBuV/m)	Limit (dBuV/m)	Margin (dB)	Detector	P/F
1	11101.860	39.93	7.76	47.69	54.00	-6.31	AVG	P
2	11103.500	49.09	7.76	56.85	68.30	-11.45	peak	P
3	16649.500	50.79	10.08	60.87	68.30	-7.43	peak	P
4 *	16649.500	42.35	10.08	52.43	54.00	-1.57	AVG	P

Remark:

1. Corr. = Antenna Factor (dB/m) + Cable Loss (dB)
2. Peak/AVG (dBμV/m)= Corr. (dB/m)+ Read Level (dBμV)
3. Margin (dB) = Peak/AVG (dBμV/m)-Limit PK/AVG(dBμV/m)
4. The tests evaluated1-40GHz,The testing has been conformed to the 10th harmonic of the highest fundamental frequency or 40GHz.
5. No report for the emission which more than 20dB below the prescribed limit.



Temperature:	24.5°C	Relative Humidity:	49%																																													
Test Voltage:	AC 120V/60Hz																																															
Ant. Pol.	Horizontal																																															
Test Mode:	TX 802.11n(HT40) Mode 5710MHz (U-NII-2C) -MIMO																																															
<table border="1"> <thead> <tr> <th>No.</th> <th>Frequency (MHz)</th> <th>Reading (dBuV)</th> <th>Factor (dB/m)</th> <th>Level (dBuV/m)</th> <th>Limit (dBuV/m)</th> <th>Margin (dB)</th> <th>Detector</th> <th>P/F</th> </tr> </thead> <tbody> <tr> <td>1</td> <td>11418.500</td> <td>39.28</td> <td>8.98</td> <td>48.26</td> <td>54.00</td> <td>-5.74</td> <td>AVG</td> <td>P</td> </tr> <tr> <td>2</td> <td>11419.600</td> <td>48.57</td> <td>8.98</td> <td>57.55</td> <td>68.30</td> <td>-10.75</td> <td>peak</td> <td>P</td> </tr> <tr> <td>3</td> <td>17128.500</td> <td>48.80</td> <td>12.42</td> <td>61.22</td> <td>68.30</td> <td>-7.08</td> <td>peak</td> <td>P</td> </tr> <tr> <td>4 *</td> <td>17129.700</td> <td>39.94</td> <td>12.44</td> <td>52.38</td> <td>54.00</td> <td>-1.62</td> <td>AVG</td> <td>P</td> </tr> </tbody> </table>				No.	Frequency (MHz)	Reading (dBuV)	Factor (dB/m)	Level (dBuV/m)	Limit (dBuV/m)	Margin (dB)	Detector	P/F	1	11418.500	39.28	8.98	48.26	54.00	-5.74	AVG	P	2	11419.600	48.57	8.98	57.55	68.30	-10.75	peak	P	3	17128.500	48.80	12.42	61.22	68.30	-7.08	peak	P	4 *	17129.700	39.94	12.44	52.38	54.00	-1.62	AVG	P
No.	Frequency (MHz)	Reading (dBuV)	Factor (dB/m)	Level (dBuV/m)	Limit (dBuV/m)	Margin (dB)	Detector	P/F																																								
1	11418.500	39.28	8.98	48.26	54.00	-5.74	AVG	P																																								
2	11419.600	48.57	8.98	57.55	68.30	-10.75	peak	P																																								
3	17128.500	48.80	12.42	61.22	68.30	-7.08	peak	P																																								
4 *	17129.700	39.94	12.44	52.38	54.00	-1.62	AVG	P																																								
<p>Remark:</p> <ol style="list-style-type: none"> 1. Corr. = Antenna Factor (dB/m) + Cable Loss (dB) 2. Peak/AVG (dBμV/m)= Corr. (dB/m)+ Read Level (dBμV) 3. Margin (dB) = Peak/AVG (dBμV/m)-Limit PK/AVG(dBμV/m) 4. The tests evaluated1-40GHz,The testing has been conformed to the 10th harmonic of the highest fundamental frequency or 40GHz. 5. No report for the emission which more than 20dB below the prescribed limit. 																																																

Temperature:	24.5°C	Relative Humidity:	49%																																													
Test Voltage:	AC 120V/60Hz																																															
Ant. Pol.	Vertical																																															
Test Mode:	TX 802.11n(HT40) Mode 5710MHz (U-NII-2C) -MIMO																																															
<table border="1"> <thead> <tr> <th>No.</th> <th>Frequency (MHz)</th> <th>Reading (dBuV)</th> <th>Factor (dB/m)</th> <th>Level (dBuV/m)</th> <th>Limit (dBuV/m)</th> <th>Margin (dB)</th> <th>Detector</th> <th>P/F</th> </tr> </thead> <tbody> <tr> <td>1</td> <td>11418.450</td> <td>48.70</td> <td>8.98</td> <td>57.68</td> <td>68.30</td> <td>-10.62</td> <td>peak</td> <td>P</td> </tr> <tr> <td>2</td> <td>11419.560</td> <td>39.27</td> <td>8.98</td> <td>48.25</td> <td>54.00</td> <td>-5.75</td> <td>AVG</td> <td>P</td> </tr> <tr> <td>3 *</td> <td>17129.600</td> <td>39.84</td> <td>12.44</td> <td>52.28</td> <td>54.00</td> <td>-1.72</td> <td>AVG</td> <td>P</td> </tr> <tr> <td>4</td> <td>17129.700</td> <td>48.44</td> <td>12.44</td> <td>60.88</td> <td>68.30</td> <td>-7.42</td> <td>peak</td> <td>P</td> </tr> </tbody> </table>				No.	Frequency (MHz)	Reading (dBuV)	Factor (dB/m)	Level (dBuV/m)	Limit (dBuV/m)	Margin (dB)	Detector	P/F	1	11418.450	48.70	8.98	57.68	68.30	-10.62	peak	P	2	11419.560	39.27	8.98	48.25	54.00	-5.75	AVG	P	3 *	17129.600	39.84	12.44	52.28	54.00	-1.72	AVG	P	4	17129.700	48.44	12.44	60.88	68.30	-7.42	peak	P
No.	Frequency (MHz)	Reading (dBuV)	Factor (dB/m)	Level (dBuV/m)	Limit (dBuV/m)	Margin (dB)	Detector	P/F																																								
1	11418.450	48.70	8.98	57.68	68.30	-10.62	peak	P																																								
2	11419.560	39.27	8.98	48.25	54.00	-5.75	AVG	P																																								
3 *	17129.600	39.84	12.44	52.28	54.00	-1.72	AVG	P																																								
4	17129.700	48.44	12.44	60.88	68.30	-7.42	peak	P																																								
<p>Remark:</p> <ol style="list-style-type: none"> 1. Corr. = Antenna Factor (dB/m) + Cable Loss (dB) 2. Peak/AVG (dBμV/m)= Corr. (dB/m)+ Read Level (dBμV) 3. Margin (dB) = Peak/AVG (dBμV/m)-Limit PK/AVG(dBμV/m) 4. The tests evaluated1-40GHz,The testing has been conformed to the 10th harmonic of the highest fundamental frequency or 40GHz. 5. No report for the emission which more than 20dB below the prescribed limit. 																																																



Temperature:	24.5°C	Relative Humidity:	49%																																													
Test Voltage:	AC 120V/60Hz																																															
Ant. Pol.	Horizontal																																															
Test Mode:	TX 802.11ac(VHT40) Mode 5510MHz (U-NII-2C) -MIMO																																															
<table border="1"> <thead> <tr> <th>No.</th> <th>Frequency (MHz)</th> <th>Reading (dBuV)</th> <th>Factor (dB/m)</th> <th>Level (dBuV/m)</th> <th>Limit (dBuV/m)</th> <th>Margin (dB)</th> <th>Detector</th> <th>P/F</th> </tr> </thead> <tbody> <tr> <td>1</td> <td>11018.000</td> <td>48.75</td> <td>8.10</td> <td>56.85</td> <td>68.30</td> <td>-11.45</td> <td>peak</td> <td>P</td> </tr> <tr> <td>2</td> <td>11018.900</td> <td>38.19</td> <td>8.09</td> <td>46.28</td> <td>54.00</td> <td>-7.72</td> <td>AVG</td> <td>P</td> </tr> <tr> <td>3 *</td> <td>16530.490</td> <td>43.20</td> <td>9.47</td> <td>52.67</td> <td>54.00</td> <td>-1.33</td> <td>AVG</td> <td>P</td> </tr> <tr> <td>4</td> <td>16531.580</td> <td>51.76</td> <td>9.49</td> <td>61.25</td> <td>68.30</td> <td>-7.05</td> <td>peak</td> <td>P</td> </tr> </tbody> </table>				No.	Frequency (MHz)	Reading (dBuV)	Factor (dB/m)	Level (dBuV/m)	Limit (dBuV/m)	Margin (dB)	Detector	P/F	1	11018.000	48.75	8.10	56.85	68.30	-11.45	peak	P	2	11018.900	38.19	8.09	46.28	54.00	-7.72	AVG	P	3 *	16530.490	43.20	9.47	52.67	54.00	-1.33	AVG	P	4	16531.580	51.76	9.49	61.25	68.30	-7.05	peak	P
No.	Frequency (MHz)	Reading (dBuV)	Factor (dB/m)	Level (dBuV/m)	Limit (dBuV/m)	Margin (dB)	Detector	P/F																																								
1	11018.000	48.75	8.10	56.85	68.30	-11.45	peak	P																																								
2	11018.900	38.19	8.09	46.28	54.00	-7.72	AVG	P																																								
3 *	16530.490	43.20	9.47	52.67	54.00	-1.33	AVG	P																																								
4	16531.580	51.76	9.49	61.25	68.30	-7.05	peak	P																																								
<p>Remark:</p> <ol style="list-style-type: none"> 1. Corr. = Antenna Factor (dB/m) + Cable Loss (dB) 2. Peak/AVG (dBμV/m)= Corr. (dB/m)+ Read Level (dBμV) 3. Margin (dB) = Peak/AVG (dBμV/m)-Limit PK/AVG(dBμV/m) 4. The tests evaluated1-40GHz,The testing has been conformed to the 10th harmonic of the highest fundamental frequency or 40GHz. 5. No report for the emission which more than 20dB below the prescribed limit. 																																																

Temperature:	24.5°C	Relative Humidity:	49%																																													
Test Voltage:	AC 120V/60Hz																																															
Ant. Pol.	Vertical																																															
Test Mode:	TX 802.11ac(VHT40) Mode 5510MHz (U-NII-2C) -MIMO																																															
<table border="1"> <thead> <tr> <th>No.</th> <th>Frequency (MHz)</th> <th>Reading (dBuV)</th> <th>Factor (dB/m)</th> <th>Level (dBuV/m)</th> <th>Limit (dBuV/m)</th> <th>Margin (dB)</th> <th>Detector</th> <th>P/F</th> </tr> </thead> <tbody> <tr> <td>1</td> <td>11018.700</td> <td>48.90</td> <td>8.09</td> <td>56.99</td> <td>68.30</td> <td>-11.31</td> <td>peak</td> <td>P</td> </tr> <tr> <td>2</td> <td>11019.600</td> <td>39.27</td> <td>8.09</td> <td>47.36</td> <td>54.00</td> <td>-6.64</td> <td>AVG</td> <td>P</td> </tr> <tr> <td>3 *</td> <td>16534.370</td> <td>41.85</td> <td>9.51</td> <td>51.36</td> <td>54.00</td> <td>-2.64</td> <td>AVG</td> <td>P</td> </tr> <tr> <td>4</td> <td>16534.580</td> <td>51.24</td> <td>9.51</td> <td>60.75</td> <td>68.30</td> <td>-7.55</td> <td>peak</td> <td>P</td> </tr> </tbody> </table>				No.	Frequency (MHz)	Reading (dBuV)	Factor (dB/m)	Level (dBuV/m)	Limit (dBuV/m)	Margin (dB)	Detector	P/F	1	11018.700	48.90	8.09	56.99	68.30	-11.31	peak	P	2	11019.600	39.27	8.09	47.36	54.00	-6.64	AVG	P	3 *	16534.370	41.85	9.51	51.36	54.00	-2.64	AVG	P	4	16534.580	51.24	9.51	60.75	68.30	-7.55	peak	P
No.	Frequency (MHz)	Reading (dBuV)	Factor (dB/m)	Level (dBuV/m)	Limit (dBuV/m)	Margin (dB)	Detector	P/F																																								
1	11018.700	48.90	8.09	56.99	68.30	-11.31	peak	P																																								
2	11019.600	39.27	8.09	47.36	54.00	-6.64	AVG	P																																								
3 *	16534.370	41.85	9.51	51.36	54.00	-2.64	AVG	P																																								
4	16534.580	51.24	9.51	60.75	68.30	-7.55	peak	P																																								
<p>Remark:</p> <ol style="list-style-type: none"> 1. Corr. = Antenna Factor (dB/m) + Cable Loss (dB) 2. Peak/AVG (dBμV/m)= Corr. (dB/m)+ Read Level (dBμV) 3. Margin (dB) = Peak/AVG (dBμV/m)-Limit PK/AVG(dBμV/m) 4. The tests evaluated1-40GHz,The testing has been conformed to the 10th harmonic of the highest fundamental frequency or 40GHz. 5. No report for the emission which more than 20dB below the prescribed limit. 																																																



Temperature:	24.5°C	Relative Humidity:	49%																																													
Test Voltage:	AC 120V/60Hz																																															
Ant. Pol.	Horizontal																																															
Test Mode:	TX 802.11ac(VHT40) Mode 5550MHz (U-NII-2C) -MIMO																																															
<table border="1"> <thead> <tr> <th>No.</th> <th>Frequency (MHz)</th> <th>Reading (dBuV)</th> <th>Factor (dB/m)</th> <th>Level (dBuV/m)</th> <th>Limit (dBuV/m)</th> <th>Margin (dB)</th> <th>Detector</th> <th>P/F</th> </tr> </thead> <tbody> <tr> <td>1</td> <td>11100.560</td> <td>49.60</td> <td>7.76</td> <td>57.36</td> <td>68.30</td> <td>-10.94</td> <td>peak</td> <td>P</td> </tr> <tr> <td>2</td> <td>11101.800</td> <td>40.87</td> <td>7.76</td> <td>48.63</td> <td>54.00</td> <td>-5.37</td> <td>AVG</td> <td>P</td> </tr> <tr> <td>3 *</td> <td>16651.600</td> <td>42.02</td> <td>10.08</td> <td>52.10</td> <td>54.00</td> <td>-1.90</td> <td>AVG</td> <td>P</td> </tr> <tr> <td>4</td> <td>16652.400</td> <td>51.17</td> <td>10.08</td> <td>61.25</td> <td>68.30</td> <td>-7.05</td> <td>peak</td> <td>P</td> </tr> </tbody> </table>				No.	Frequency (MHz)	Reading (dBuV)	Factor (dB/m)	Level (dBuV/m)	Limit (dBuV/m)	Margin (dB)	Detector	P/F	1	11100.560	49.60	7.76	57.36	68.30	-10.94	peak	P	2	11101.800	40.87	7.76	48.63	54.00	-5.37	AVG	P	3 *	16651.600	42.02	10.08	52.10	54.00	-1.90	AVG	P	4	16652.400	51.17	10.08	61.25	68.30	-7.05	peak	P
No.	Frequency (MHz)	Reading (dBuV)	Factor (dB/m)	Level (dBuV/m)	Limit (dBuV/m)	Margin (dB)	Detector	P/F																																								
1	11100.560	49.60	7.76	57.36	68.30	-10.94	peak	P																																								
2	11101.800	40.87	7.76	48.63	54.00	-5.37	AVG	P																																								
3 *	16651.600	42.02	10.08	52.10	54.00	-1.90	AVG	P																																								
4	16652.400	51.17	10.08	61.25	68.30	-7.05	peak	P																																								
Remark: 1. Corr. = Antenna Factor (dB/m) + Cable Loss (dB) 2. Peak/AVG (dBμV/m)= Corr. (dB/m)+ Read Level (dBμV) 3. Margin (dB) = Peak/AVG (dBμV/m)-Limit PK/AVG(dBμV/m) 4. The tests evaluated1-40GHz,The testing has been conformed to the 10th harmonic of the highest fundamental frequency or 40GHz. 5. No report for the emission which more than 20dB below the prescribed limit.																																																

Temperature:	24.5°C	Relative Humidity:	49%																																													
Test Voltage:	AC 120V/60Hz																																															
Ant. Pol.	Vertical																																															
Test Mode:	TX 802.11ac(VHT40) Mode 5550MHz (U-NII-2C) -MIMO																																															
<table border="1"> <thead> <tr> <th>No.</th> <th>Frequency (MHz)</th> <th>Reading (dBuV)</th> <th>Factor (dB/m)</th> <th>Level (dBuV/m)</th> <th>Limit (dBuV/m)</th> <th>Margin (dB)</th> <th>Detector</th> <th>P/F</th> </tr> </thead> <tbody> <tr> <td>1</td> <td>11100.360</td> <td>40.45</td> <td>7.76</td> <td>48.21</td> <td>54.00</td> <td>-5.79</td> <td>AVG</td> <td>P</td> </tr> <tr> <td>2</td> <td>11101.500</td> <td>50.15</td> <td>7.76</td> <td>57.91</td> <td>68.30</td> <td>-10.39</td> <td>peak</td> <td>P</td> </tr> <tr> <td>3</td> <td>16652.520</td> <td>50.30</td> <td>10.08</td> <td>60.38</td> <td>68.30</td> <td>-7.92</td> <td>peak</td> <td>P</td> </tr> <tr> <td>4 *</td> <td>16652.520</td> <td>42.10</td> <td>10.08</td> <td>52.18</td> <td>54.00</td> <td>-1.82</td> <td>AVG</td> <td>P</td> </tr> </tbody> </table>				No.	Frequency (MHz)	Reading (dBuV)	Factor (dB/m)	Level (dBuV/m)	Limit (dBuV/m)	Margin (dB)	Detector	P/F	1	11100.360	40.45	7.76	48.21	54.00	-5.79	AVG	P	2	11101.500	50.15	7.76	57.91	68.30	-10.39	peak	P	3	16652.520	50.30	10.08	60.38	68.30	-7.92	peak	P	4 *	16652.520	42.10	10.08	52.18	54.00	-1.82	AVG	P
No.	Frequency (MHz)	Reading (dBuV)	Factor (dB/m)	Level (dBuV/m)	Limit (dBuV/m)	Margin (dB)	Detector	P/F																																								
1	11100.360	40.45	7.76	48.21	54.00	-5.79	AVG	P																																								
2	11101.500	50.15	7.76	57.91	68.30	-10.39	peak	P																																								
3	16652.520	50.30	10.08	60.38	68.30	-7.92	peak	P																																								
4 *	16652.520	42.10	10.08	52.18	54.00	-1.82	AVG	P																																								
Remark: 1. Corr. = Antenna Factor (dB/m) + Cable Loss (dB) 2. Peak/AVG (dBμV/m)= Corr. (dB/m)+ Read Level (dBμV) 3. Margin (dB) = Peak/AVG (dBμV/m)-Limit PK/AVG(dBμV/m) 4. The tests evaluated1-40GHz,The testing has been conformed to the 10th harmonic of the highest fundamental frequency or 40GHz. 5. No report for the emission which more than 20dB below the prescribed limit.																																																



Temperature:	24.5°C	Relative Humidity:	49%																																													
Test Voltage:	AC 120V/60Hz																																															
Ant. Pol.	Horizontal																																															
Test Mode:	TX 802.11ac(VHT40) Mode 5710MHz (U-NII-2C) -MIMO																																															
<table border="1"> <thead> <tr> <th>No.</th> <th>Frequency (MHz)</th> <th>Reading (dBuV)</th> <th>Factor (dB/m)</th> <th>Level (dBuV/m)</th> <th>Limit (dBuV/m)</th> <th>Margin (dB)</th> <th>Detector</th> <th>P/F</th> </tr> </thead> <tbody> <tr> <td>1</td> <td>11422.600</td> <td>48.67</td> <td>8.98</td> <td>57.65</td> <td>68.30</td> <td>-10.65</td> <td>peak</td> <td>P</td> </tr> <tr> <td>2</td> <td>11422.600</td> <td>39.27</td> <td>8.98</td> <td>48.25</td> <td>54.00</td> <td>-5.75</td> <td>AVG</td> <td>P</td> </tr> <tr> <td>3</td> <td>17130.500</td> <td>49.55</td> <td>12.44</td> <td>61.99</td> <td>68.30</td> <td>-6.31</td> <td>peak</td> <td>P</td> </tr> <tr> <td>4 *</td> <td>17131.850</td> <td>40.11</td> <td>12.46</td> <td>52.57</td> <td>54.00</td> <td>-1.43</td> <td>AVG</td> <td>P</td> </tr> </tbody> </table>				No.	Frequency (MHz)	Reading (dBuV)	Factor (dB/m)	Level (dBuV/m)	Limit (dBuV/m)	Margin (dB)	Detector	P/F	1	11422.600	48.67	8.98	57.65	68.30	-10.65	peak	P	2	11422.600	39.27	8.98	48.25	54.00	-5.75	AVG	P	3	17130.500	49.55	12.44	61.99	68.30	-6.31	peak	P	4 *	17131.850	40.11	12.46	52.57	54.00	-1.43	AVG	P
No.	Frequency (MHz)	Reading (dBuV)	Factor (dB/m)	Level (dBuV/m)	Limit (dBuV/m)	Margin (dB)	Detector	P/F																																								
1	11422.600	48.67	8.98	57.65	68.30	-10.65	peak	P																																								
2	11422.600	39.27	8.98	48.25	54.00	-5.75	AVG	P																																								
3	17130.500	49.55	12.44	61.99	68.30	-6.31	peak	P																																								
4 *	17131.850	40.11	12.46	52.57	54.00	-1.43	AVG	P																																								
<p>Remark:</p> <ol style="list-style-type: none"> 1. Corr. = Antenna Factor (dB/m) + Cable Loss (dB) 2. Peak/AVG (dBμV/m)= Corr. (dB/m)+ Read Level (dBμV) 3. Margin (dB) = Peak/AVG (dBμV/m)-Limit PK/AVG(dBμV/m) 4. The tests evaluated1-40GHz,The testing has been conformed to the 10th harmonic of the highest fundamental frequency or 40GHz. 5. No report for the emission which more than 20dB below the prescribed limit. 																																																

Temperature:	24.5°C	Relative Humidity:	47%																																													
Test Voltage:	AC 120V/60Hz																																															
Ant. Pol.	Vertical																																															
Test Mode:	TX 802.11ac(VHT40) Mode 5710MHz (U-NII-2C) -MIMO																																															
<table border="1"> <thead> <tr> <th>No.</th> <th>Frequency (MHz)</th> <th>Reading (dBuV)</th> <th>Factor (dB/m)</th> <th>Level (dBuV/m)</th> <th>Limit (dBuV/m)</th> <th>Margin (dB)</th> <th>Detector</th> <th>P/F</th> </tr> </thead> <tbody> <tr> <td>1</td> <td>11423.500</td> <td>48.65</td> <td>8.98</td> <td>57.63</td> <td>68.30</td> <td>-10.67</td> <td>peak</td> <td>P</td> </tr> <tr> <td>2</td> <td>11423.800</td> <td>39.71</td> <td>8.98</td> <td>48.69</td> <td>54.00</td> <td>-5.31</td> <td>AVG</td> <td>P</td> </tr> <tr> <td>3</td> <td>17131.600</td> <td>49.12</td> <td>12.46</td> <td>61.58</td> <td>68.30</td> <td>-6.72</td> <td>peak</td> <td>P</td> </tr> <tr> <td>4 *</td> <td>17131.600</td> <td>39.53</td> <td>12.46</td> <td>51.99</td> <td>54.00</td> <td>-2.01</td> <td>AVG</td> <td>P</td> </tr> </tbody> </table>				No.	Frequency (MHz)	Reading (dBuV)	Factor (dB/m)	Level (dBuV/m)	Limit (dBuV/m)	Margin (dB)	Detector	P/F	1	11423.500	48.65	8.98	57.63	68.30	-10.67	peak	P	2	11423.800	39.71	8.98	48.69	54.00	-5.31	AVG	P	3	17131.600	49.12	12.46	61.58	68.30	-6.72	peak	P	4 *	17131.600	39.53	12.46	51.99	54.00	-2.01	AVG	P
No.	Frequency (MHz)	Reading (dBuV)	Factor (dB/m)	Level (dBuV/m)	Limit (dBuV/m)	Margin (dB)	Detector	P/F																																								
1	11423.500	48.65	8.98	57.63	68.30	-10.67	peak	P																																								
2	11423.800	39.71	8.98	48.69	54.00	-5.31	AVG	P																																								
3	17131.600	49.12	12.46	61.58	68.30	-6.72	peak	P																																								
4 *	17131.600	39.53	12.46	51.99	54.00	-2.01	AVG	P																																								
<p>Remark:</p> <ol style="list-style-type: none"> 1. Corr. = Antenna Factor (dB/m) + Cable Loss (dB) 2. Peak/AVG (dBμV/m)= Corr. (dB/m)+ Read Level (dBμV) 3. Margin (dB) = Peak/AVG (dBμV/m)-Limit PK/AVG(dBμV/m) 4. The tests evaluated1-40GHz,The testing has been conformed to the 10th harmonic of the highest fundamental frequency or 40GHz. 5. No report for the emission which more than 20dB below the prescribed limit. 																																																



Temperature:	24.5°C	Relative Humidity:	49%																																													
Test Voltage:	AC 120V/60Hz																																															
Ant. Pol.	Horizontal																																															
Test Mode:	TX 802.11ac(VHT80) Mode 5530MHz (U-NII-2C) -MIMO																																															
<table border="1"> <thead> <tr> <th>No.</th> <th>Frequency (MHz)</th> <th>Reading (dBuV)</th> <th>Factor (dB/m)</th> <th>Level (dBuV/m)</th> <th>Limit (dBuV/m)</th> <th>Margin (dB)</th> <th>Detector</th> <th>P/F</th> </tr> </thead> <tbody> <tr> <td>1</td> <td>11059.780</td> <td>38.97</td> <td>7.92</td> <td>46.89</td> <td>54.00</td> <td>-7.11</td> <td>AVG</td> <td>P</td> </tr> <tr> <td>2</td> <td>11059.850</td> <td>48.04</td> <td>7.92</td> <td>55.96</td> <td>68.30</td> <td>-12.34</td> <td>peak</td> <td>P</td> </tr> <tr> <td>3</td> <td>16559.280</td> <td>51.32</td> <td>9.67</td> <td>60.99</td> <td>68.30</td> <td>-7.31</td> <td>peak</td> <td>P</td> </tr> <tr> <td>4 *</td> <td>16590.200</td> <td>42.18</td> <td>9.90</td> <td>52.08</td> <td>54.00</td> <td>-1.92</td> <td>AVG</td> <td>P</td> </tr> </tbody> </table>				No.	Frequency (MHz)	Reading (dBuV)	Factor (dB/m)	Level (dBuV/m)	Limit (dBuV/m)	Margin (dB)	Detector	P/F	1	11059.780	38.97	7.92	46.89	54.00	-7.11	AVG	P	2	11059.850	48.04	7.92	55.96	68.30	-12.34	peak	P	3	16559.280	51.32	9.67	60.99	68.30	-7.31	peak	P	4 *	16590.200	42.18	9.90	52.08	54.00	-1.92	AVG	P
No.	Frequency (MHz)	Reading (dBuV)	Factor (dB/m)	Level (dBuV/m)	Limit (dBuV/m)	Margin (dB)	Detector	P/F																																								
1	11059.780	38.97	7.92	46.89	54.00	-7.11	AVG	P																																								
2	11059.850	48.04	7.92	55.96	68.30	-12.34	peak	P																																								
3	16559.280	51.32	9.67	60.99	68.30	-7.31	peak	P																																								
4 *	16590.200	42.18	9.90	52.08	54.00	-1.92	AVG	P																																								
Remark: 1. Corr. = Antenna Factor (dB/m) + Cable Loss (dB) 2. Peak/AVG (dBμV/m)= Corr. (dB/m)+ Read Level (dBμV) 3. Margin (dB) = Peak/AVG (dBμV/m)-Limit PK/AVG(dBμV/m) 4. The tests evaluated1-40GHz,The testing has been conformed to the 10th harmonic of the highest fundamental frequency or 40GHz. 5. No report for the emission which more than 20dB below the prescribed limit.																																																

Temperature:	24.5°C	Relative Humidity:	49%																																													
Test Voltage:	AC 120V/60Hz																																															
Ant. Pol.	Vertical																																															
Test Mode:	TX 802.11ac(VHT80) Mode 5530MHz (U-NII-2C) -MIMO																																															
<table border="1"> <thead> <tr> <th>No.</th> <th>Frequency (MHz)</th> <th>Reading (dBuV)</th> <th>Factor (dB/m)</th> <th>Level (dBuV/m)</th> <th>Limit (dBuV/m)</th> <th>Margin (dB)</th> <th>Detector</th> <th>P/F</th> </tr> </thead> <tbody> <tr> <td>1</td> <td>11058.960</td> <td>48.32</td> <td>7.92</td> <td>56.24</td> <td>68.30</td> <td>-12.06</td> <td>peak</td> <td>P</td> </tr> <tr> <td>2</td> <td>11060.550</td> <td>38.96</td> <td>7.92</td> <td>46.88</td> <td>54.00</td> <td>-7.12</td> <td>AVG</td> <td>P</td> </tr> <tr> <td>3 *</td> <td>16559.770</td> <td>42.21</td> <td>9.68</td> <td>51.89</td> <td>54.00</td> <td>-2.11</td> <td>AVG</td> <td>P</td> </tr> <tr> <td>4</td> <td>16559.800</td> <td>50.56</td> <td>9.68</td> <td>60.24</td> <td>68.30</td> <td>-8.06</td> <td>peak</td> <td>P</td> </tr> </tbody> </table>				No.	Frequency (MHz)	Reading (dBuV)	Factor (dB/m)	Level (dBuV/m)	Limit (dBuV/m)	Margin (dB)	Detector	P/F	1	11058.960	48.32	7.92	56.24	68.30	-12.06	peak	P	2	11060.550	38.96	7.92	46.88	54.00	-7.12	AVG	P	3 *	16559.770	42.21	9.68	51.89	54.00	-2.11	AVG	P	4	16559.800	50.56	9.68	60.24	68.30	-8.06	peak	P
No.	Frequency (MHz)	Reading (dBuV)	Factor (dB/m)	Level (dBuV/m)	Limit (dBuV/m)	Margin (dB)	Detector	P/F																																								
1	11058.960	48.32	7.92	56.24	68.30	-12.06	peak	P																																								
2	11060.550	38.96	7.92	46.88	54.00	-7.12	AVG	P																																								
3 *	16559.770	42.21	9.68	51.89	54.00	-2.11	AVG	P																																								
4	16559.800	50.56	9.68	60.24	68.30	-8.06	peak	P																																								
Remark: 1. Corr. = Antenna Factor (dB/m) + Cable Loss (dB) 2. Peak/AVG (dBμV/m)= Corr. (dB/m)+ Read Level (dBμV) 3. Margin (dB) = Peak/AVG (dBμV/m)-Limit PK/AVG(dBμV/m) 4. The tests evaluated1-40GHz,The testing has been conformed to the 10th harmonic of the highest fundamental frequency or 40GHz. 5. No report for the emission which more than 20dB below the prescribed limit.																																																



Temperature:	24.5°C	Relative Humidity:	49%																																													
Test Voltage:	AC 120V/60Hz																																															
Ant. Pol.	Horizontal																																															
Test Mode:	TX 802.11ac(VHT80) Mode 5610MHz (U-NII-2C) -MIMO																																															
<table border="1"> <thead> <tr> <th>No.</th> <th>Frequency (MHz)</th> <th>Reading (dBuV)</th> <th>Factor (dB/m)</th> <th>Level (dBuV/m)</th> <th>Limit (dBuV/m)</th> <th>Margin (dB)</th> <th>Detector</th> <th>P/F</th> </tr> </thead> <tbody> <tr> <td>1</td> <td>11218.550</td> <td>39.17</td> <td>8.08</td> <td>47.25</td> <td>54.00</td> <td>-6.75</td> <td>AVG</td> <td>P</td> </tr> <tr> <td>2</td> <td>11219.150</td> <td>48.49</td> <td>8.09</td> <td>56.58</td> <td>68.30</td> <td>-11.72</td> <td>peak</td> <td>P</td> </tr> <tr> <td>3 *</td> <td>16827.880</td> <td>41.36</td> <td>10.83</td> <td>52.19</td> <td>54.00</td> <td>-1.81</td> <td>AVG</td> <td>P</td> </tr> <tr> <td>4</td> <td>16829.580</td> <td>49.72</td> <td>10.84</td> <td>60.56</td> <td>68.30</td> <td>-7.74</td> <td>peak</td> <td>P</td> </tr> </tbody> </table>				No.	Frequency (MHz)	Reading (dBuV)	Factor (dB/m)	Level (dBuV/m)	Limit (dBuV/m)	Margin (dB)	Detector	P/F	1	11218.550	39.17	8.08	47.25	54.00	-6.75	AVG	P	2	11219.150	48.49	8.09	56.58	68.30	-11.72	peak	P	3 *	16827.880	41.36	10.83	52.19	54.00	-1.81	AVG	P	4	16829.580	49.72	10.84	60.56	68.30	-7.74	peak	P
No.	Frequency (MHz)	Reading (dBuV)	Factor (dB/m)	Level (dBuV/m)	Limit (dBuV/m)	Margin (dB)	Detector	P/F																																								
1	11218.550	39.17	8.08	47.25	54.00	-6.75	AVG	P																																								
2	11219.150	48.49	8.09	56.58	68.30	-11.72	peak	P																																								
3 *	16827.880	41.36	10.83	52.19	54.00	-1.81	AVG	P																																								
4	16829.580	49.72	10.84	60.56	68.30	-7.74	peak	P																																								
<p>Remark:</p> <ol style="list-style-type: none"> 1. Corr. = Antenna Factor (dB/m) + Cable Loss (dB) 2. Peak/AVG (dBμV/m)= Corr. (dB/m)+ Read Level (dBμV) 3. Margin (dB) = Peak/AVG (dBμV/m)-Limit PK/AVG(dBμV/m) 4. The tests evaluated1-40GHz,The testing has been conformed to the 10th harmonic of the highest fundamental frequency or 40GHz. 5. No report for the emission which more than 20dB below the prescribed limit. 																																																

Temperature:	24.5°C	Relative Humidity:	49%																																													
Test Voltage:	AC 120V/60Hz																																															
Ant. Pol.	Vertical																																															
Test Mode:	TX 802.11ac(VHT80) Mode 5610MHz (U-NII-2C) -MIMO																																															
<table border="1"> <thead> <tr> <th>No.</th> <th>Frequency (MHz)</th> <th>Reading (dBuV)</th> <th>Factor (dB/m)</th> <th>Level (dBuV/m)</th> <th>Limit (dBuV/m)</th> <th>Margin (dB)</th> <th>Detector</th> <th>P/F</th> </tr> </thead> <tbody> <tr> <td>1</td> <td>11220.550</td> <td>48.34</td> <td>8.10</td> <td>56.44</td> <td>68.30</td> <td>-11.86</td> <td>peak</td> <td>P</td> </tr> <tr> <td>2</td> <td>11220.550</td> <td>39.15</td> <td>8.10</td> <td>47.25</td> <td>54.00</td> <td>-6.75</td> <td>AVG</td> <td>P</td> </tr> <tr> <td>3</td> <td>16827.990</td> <td>49.02</td> <td>10.84</td> <td>59.86</td> <td>68.30</td> <td>-8.44</td> <td>peak</td> <td>P</td> </tr> <tr> <td>4 *</td> <td>16828.140</td> <td>41.12</td> <td>10.84</td> <td>51.96</td> <td>54.00</td> <td>-2.04</td> <td>AVG</td> <td>P</td> </tr> </tbody> </table>				No.	Frequency (MHz)	Reading (dBuV)	Factor (dB/m)	Level (dBuV/m)	Limit (dBuV/m)	Margin (dB)	Detector	P/F	1	11220.550	48.34	8.10	56.44	68.30	-11.86	peak	P	2	11220.550	39.15	8.10	47.25	54.00	-6.75	AVG	P	3	16827.990	49.02	10.84	59.86	68.30	-8.44	peak	P	4 *	16828.140	41.12	10.84	51.96	54.00	-2.04	AVG	P
No.	Frequency (MHz)	Reading (dBuV)	Factor (dB/m)	Level (dBuV/m)	Limit (dBuV/m)	Margin (dB)	Detector	P/F																																								
1	11220.550	48.34	8.10	56.44	68.30	-11.86	peak	P																																								
2	11220.550	39.15	8.10	47.25	54.00	-6.75	AVG	P																																								
3	16827.990	49.02	10.84	59.86	68.30	-8.44	peak	P																																								
4 *	16828.140	41.12	10.84	51.96	54.00	-2.04	AVG	P																																								
<p>Remark:</p> <ol style="list-style-type: none"> 1. Corr. = Antenna Factor (dB/m) + Cable Loss (dB) 2. Peak/AVG (dBμV/m)= Corr. (dB/m)+ Read Level (dBμV) 3. Margin (dB) = Peak/AVG (dBμV/m)-Limit PK/AVG(dBμV/m) 4. The tests evaluated1-40GHz,The testing has been conformed to the 10th harmonic of the highest fundamental frequency or 40GHz. 5. No report for the emission which more than 20dB below the prescribed limit. 																																																



Temperature:	24.5°C	Relative Humidity:	49%																																													
Test Voltage:	AC 120V/60Hz																																															
Ant. Pol.	Horizontal																																															
Test Mode:	TX 802.11ac(VHT80) Mode 5690MHz (U-NII-2C) -MIMO																																															
<table border="1"> <thead> <tr> <th>No.</th> <th>Frequency (MHz)</th> <th>Reading (dBuV)</th> <th>Factor (dB/m)</th> <th>Level (dBuV/m)</th> <th>Limit (dBuV/m)</th> <th>Margin (dB)</th> <th>Detector</th> <th>P/F</th> </tr> </thead> <tbody> <tr> <td>1</td> <td>11376.500</td> <td>37.90</td> <td>8.95</td> <td>46.85</td> <td>54.00</td> <td>-7.15</td> <td>AVG</td> <td>P</td> </tr> <tr> <td>2</td> <td>11378.520</td> <td>46.01</td> <td>8.95</td> <td>54.96</td> <td>68.30</td> <td>-13.34</td> <td>peak</td> <td>P</td> </tr> <tr> <td>3</td> <td>17068.690</td> <td>48.26</td> <td>11.95</td> <td>60.21</td> <td>68.30</td> <td>-8.09</td> <td>peak</td> <td>P</td> </tr> <tr> <td>4 *</td> <td>17069.500</td> <td>39.93</td> <td>11.96</td> <td>51.89</td> <td>54.00</td> <td>-2.11</td> <td>AVG</td> <td>P</td> </tr> </tbody> </table>				No.	Frequency (MHz)	Reading (dBuV)	Factor (dB/m)	Level (dBuV/m)	Limit (dBuV/m)	Margin (dB)	Detector	P/F	1	11376.500	37.90	8.95	46.85	54.00	-7.15	AVG	P	2	11378.520	46.01	8.95	54.96	68.30	-13.34	peak	P	3	17068.690	48.26	11.95	60.21	68.30	-8.09	peak	P	4 *	17069.500	39.93	11.96	51.89	54.00	-2.11	AVG	P
No.	Frequency (MHz)	Reading (dBuV)	Factor (dB/m)	Level (dBuV/m)	Limit (dBuV/m)	Margin (dB)	Detector	P/F																																								
1	11376.500	37.90	8.95	46.85	54.00	-7.15	AVG	P																																								
2	11378.520	46.01	8.95	54.96	68.30	-13.34	peak	P																																								
3	17068.690	48.26	11.95	60.21	68.30	-8.09	peak	P																																								
4 *	17069.500	39.93	11.96	51.89	54.00	-2.11	AVG	P																																								
<p>Remark:</p> <ol style="list-style-type: none"> 1. Corr. = Antenna Factor (dB/m) + Cable Loss (dB) 2. Peak/AVG (dBμV/m)= Corr. (dB/m)+ Read Level (dBμV) 3. Margin (dB) = Peak/AVG (dBμV/m)-Limit PK/AVG(dBμV/m) 4. The tests evaluated1-40GHz,The testing has been conformed to the 10th harmonic of the highest fundamental frequency or 40GHz. 5. No report for the emission which more than 20dB below the prescribed limit. 																																																

Temperature:	24.5°C	Relative Humidity:	49%																																													
Test Voltage:	AC 120V/60Hz																																															
Ant. Pol.	Vertical																																															
Test Mode:	TX 802.11ac(VHT80) Mode 5690MHz (U-NII-2C) -MIMO																																															
<table border="1"> <thead> <tr> <th>No.</th> <th>Frequency (MHz)</th> <th>Reading (dBuV)</th> <th>Factor (dB/m)</th> <th>Level (dBuV/m)</th> <th>Limit (dBuV/m)</th> <th>Margin (dB)</th> <th>Detector</th> <th>P/F</th> </tr> </thead> <tbody> <tr> <td>1</td> <td>11378.600</td> <td>37.30</td> <td>8.95</td> <td>46.25</td> <td>54.00</td> <td>-7.75</td> <td>AVG</td> <td>P</td> </tr> <tr> <td>2</td> <td>11380.500</td> <td>46.41</td> <td>8.96</td> <td>55.37</td> <td>68.30</td> <td>-12.93</td> <td>peak</td> <td>P</td> </tr> <tr> <td>3</td> <td>17067.590</td> <td>49.28</td> <td>11.95</td> <td>61.23</td> <td>68.30</td> <td>-7.07</td> <td>peak</td> <td>P</td> </tr> <tr> <td>4 *</td> <td>17068.600</td> <td>40.11</td> <td>11.95</td> <td>52.06</td> <td>54.00</td> <td>-1.94</td> <td>AVG</td> <td>P</td> </tr> </tbody> </table>				No.	Frequency (MHz)	Reading (dBuV)	Factor (dB/m)	Level (dBuV/m)	Limit (dBuV/m)	Margin (dB)	Detector	P/F	1	11378.600	37.30	8.95	46.25	54.00	-7.75	AVG	P	2	11380.500	46.41	8.96	55.37	68.30	-12.93	peak	P	3	17067.590	49.28	11.95	61.23	68.30	-7.07	peak	P	4 *	17068.600	40.11	11.95	52.06	54.00	-1.94	AVG	P
No.	Frequency (MHz)	Reading (dBuV)	Factor (dB/m)	Level (dBuV/m)	Limit (dBuV/m)	Margin (dB)	Detector	P/F																																								
1	11378.600	37.30	8.95	46.25	54.00	-7.75	AVG	P																																								
2	11380.500	46.41	8.96	55.37	68.30	-12.93	peak	P																																								
3	17067.590	49.28	11.95	61.23	68.30	-7.07	peak	P																																								
4 *	17068.600	40.11	11.95	52.06	54.00	-1.94	AVG	P																																								
<p>Remark:</p> <ol style="list-style-type: none"> 1. Corr. = Antenna Factor (dB/m) + Cable Loss (dB) 2. Peak/AVG (dBμV/m)= Corr. (dB/m)+ Read Level (dBμV) 3. Margin (dB) = Peak/AVG (dBμV/m)-Limit PK/AVG(dBμV/m) 4. The tests evaluated1-40GHz,The testing has been conformed to the 10th harmonic of the highest fundamental frequency or 40GHz. 5. No report for the emission which more than 20dB below the prescribed limit. 																																																



5745MHz-5825MHz(U-NII-3)

Temperature:	24.5°C	Relative Humidity:	49%																																													
Test Voltage:	AC 120V/60Hz																																															
Ant. Pol.	Horizontal																																															
Test Mode:	TX 802.11a Mode 5745MHz (U-NII-3)-SISO																																															
<table border="1"> <thead> <tr> <th>No.</th> <th>Frequency (MHz)</th> <th>Reading (dBuV)</th> <th>Factor (dB/m)</th> <th>Level (dBuV/m)</th> <th>Limit (dBuV/m)</th> <th>Margin (dB)</th> <th>Detector</th> <th>P/F</th> </tr> </thead> <tbody> <tr> <td>1</td> <td>11488.160</td> <td>41.35</td> <td>9.00</td> <td>50.35</td> <td>54.00</td> <td>-3.65</td> <td>AVG</td> <td>P</td> </tr> <tr> <td>2</td> <td>11491.760</td> <td>50.85</td> <td>8.99</td> <td>59.84</td> <td>68.30</td> <td>-8.46</td> <td>peak</td> <td>P</td> </tr> <tr> <td>3</td> <td>17236.040</td> <td>50.67</td> <td>13.44</td> <td>64.11</td> <td>68.30</td> <td>-4.19</td> <td>peak</td> <td>P</td> </tr> <tr> <td>4 *</td> <td>17236.040</td> <td>39.61</td> <td>13.44</td> <td>53.05</td> <td>54.00</td> <td>-0.95</td> <td>AVG</td> <td>P</td> </tr> </tbody> </table>				No.	Frequency (MHz)	Reading (dBuV)	Factor (dB/m)	Level (dBuV/m)	Limit (dBuV/m)	Margin (dB)	Detector	P/F	1	11488.160	41.35	9.00	50.35	54.00	-3.65	AVG	P	2	11491.760	50.85	8.99	59.84	68.30	-8.46	peak	P	3	17236.040	50.67	13.44	64.11	68.30	-4.19	peak	P	4 *	17236.040	39.61	13.44	53.05	54.00	-0.95	AVG	P
No.	Frequency (MHz)	Reading (dBuV)	Factor (dB/m)	Level (dBuV/m)	Limit (dBuV/m)	Margin (dB)	Detector	P/F																																								
1	11488.160	41.35	9.00	50.35	54.00	-3.65	AVG	P																																								
2	11491.760	50.85	8.99	59.84	68.30	-8.46	peak	P																																								
3	17236.040	50.67	13.44	64.11	68.30	-4.19	peak	P																																								
4 *	17236.040	39.61	13.44	53.05	54.00	-0.95	AVG	P																																								
<p>Remark:</p> <ol style="list-style-type: none"> 1. Corr. = Antenna Factor (dB/m) + Cable Loss (dB) 2. Peak/AVG (dBμV/m)= Corr. (dB/m)+ Read Level (dBμV) 3. Margin (dB) = Peak/AVG (dBμV/m)-Limit PK/AVG(dBμV/m) 4. The tests evaluated1-40GHz,The testing has been conformed to the 10th harmonic of the highest fundamental frequency or 40GHz. 5. No report for the emission which more than 20dB below the prescribed limit. 																																																

Temperature:	24.5°C	Relative Humidity:	49%																																													
Test Voltage:	AC 120V/60Hz																																															
Ant. Pol.	Vertical																																															
Test Mode:	TX 802.11a Mode 5745MHz (U-NII-3) -SISO																																															
<table border="1"> <thead> <tr> <th>No.</th> <th>Frequency (MHz)</th> <th>Reading (dBuV)</th> <th>Factor (dB/m)</th> <th>Level (dBuV/m)</th> <th>Limit (dBuV/m)</th> <th>Margin (dB)</th> <th>Detector</th> <th>P/F</th> </tr> </thead> <tbody> <tr> <td>1</td> <td>11484.720</td> <td>51.45</td> <td>8.99</td> <td>60.44</td> <td>68.30</td> <td>-7.86</td> <td>peak</td> <td>P</td> </tr> <tr> <td>2</td> <td>11486.160</td> <td>42.78</td> <td>8.99</td> <td>51.77</td> <td>54.00</td> <td>-2.23</td> <td>AVG</td> <td>P</td> </tr> <tr> <td>3 *</td> <td>17234.920</td> <td>38.88</td> <td>13.44</td> <td>52.32</td> <td>54.00</td> <td>-1.68</td> <td>AVG</td> <td>P</td> </tr> <tr> <td>4</td> <td>17237.080</td> <td>48.46</td> <td>13.45</td> <td>61.91</td> <td>68.30</td> <td>-6.39</td> <td>peak</td> <td>P</td> </tr> </tbody> </table>				No.	Frequency (MHz)	Reading (dBuV)	Factor (dB/m)	Level (dBuV/m)	Limit (dBuV/m)	Margin (dB)	Detector	P/F	1	11484.720	51.45	8.99	60.44	68.30	-7.86	peak	P	2	11486.160	42.78	8.99	51.77	54.00	-2.23	AVG	P	3 *	17234.920	38.88	13.44	52.32	54.00	-1.68	AVG	P	4	17237.080	48.46	13.45	61.91	68.30	-6.39	peak	P
No.	Frequency (MHz)	Reading (dBuV)	Factor (dB/m)	Level (dBuV/m)	Limit (dBuV/m)	Margin (dB)	Detector	P/F																																								
1	11484.720	51.45	8.99	60.44	68.30	-7.86	peak	P																																								
2	11486.160	42.78	8.99	51.77	54.00	-2.23	AVG	P																																								
3 *	17234.920	38.88	13.44	52.32	54.00	-1.68	AVG	P																																								
4	17237.080	48.46	13.45	61.91	68.30	-6.39	peak	P																																								
<p>Remark:</p> <ol style="list-style-type: none"> 1. Corr. = Antenna Factor (dB/m) + Cable Loss (dB) 2. Peak/AVG (dBμV/m)= Corr. (dB/m)+ Read Level (dBμV) 3. Margin (dB) = Peak/AVG (dBμV/m)-Limit PK/AVG(dBμV/m) 4. The tests evaluated1-40GHz,The testing has been conformed to the 10th harmonic of the highest fundamental frequency or 40GHz. 5. No report for the emission which more than 20dB below the prescribed limit. 																																																



Temperature:	24.5°C	Relative Humidity:	49%																																													
Test Voltage:	AC 120V/60Hz																																															
Ant. Pol.	Horizontal																																															
Test Mode:	TX 802.11a Mode 5785MHz (U-NII-3) -SISO																																															
<table border="1"> <thead> <tr> <th>No.</th> <th>Frequency (MHz)</th> <th>Reading (dBuV)</th> <th>Factor (dB/m)</th> <th>Level (dBuV/m)</th> <th>Limit (dBuV/m)</th> <th>Margin (dB)</th> <th>Detector</th> <th>P/F</th> </tr> </thead> <tbody> <tr> <td>1</td> <td>11566.400</td> <td>50.40</td> <td>8.76</td> <td>59.16</td> <td>68.30</td> <td>-9.14</td> <td>peak</td> <td>P</td> </tr> <tr> <td>2</td> <td>11572.240</td> <td>41.13</td> <td>8.74</td> <td>49.87</td> <td>54.00</td> <td>-4.13</td> <td>AVG</td> <td>P</td> </tr> <tr> <td>3 *</td> <td>17357.160</td> <td>38.68</td> <td>14.19</td> <td>52.87</td> <td>54.00</td> <td>-1.13</td> <td>AVG</td> <td>P</td> </tr> <tr> <td>4</td> <td>17364.200</td> <td>50.95</td> <td>14.25</td> <td>65.20</td> <td>68.30</td> <td>-3.10</td> <td>peak</td> <td>P</td> </tr> </tbody> </table>				No.	Frequency (MHz)	Reading (dBuV)	Factor (dB/m)	Level (dBuV/m)	Limit (dBuV/m)	Margin (dB)	Detector	P/F	1	11566.400	50.40	8.76	59.16	68.30	-9.14	peak	P	2	11572.240	41.13	8.74	49.87	54.00	-4.13	AVG	P	3 *	17357.160	38.68	14.19	52.87	54.00	-1.13	AVG	P	4	17364.200	50.95	14.25	65.20	68.30	-3.10	peak	P
No.	Frequency (MHz)	Reading (dBuV)	Factor (dB/m)	Level (dBuV/m)	Limit (dBuV/m)	Margin (dB)	Detector	P/F																																								
1	11566.400	50.40	8.76	59.16	68.30	-9.14	peak	P																																								
2	11572.240	41.13	8.74	49.87	54.00	-4.13	AVG	P																																								
3 *	17357.160	38.68	14.19	52.87	54.00	-1.13	AVG	P																																								
4	17364.200	50.95	14.25	65.20	68.30	-3.10	peak	P																																								
Remark: 1. Corr. = Antenna Factor (dB/m) + Cable Loss (dB) 2. Peak/AVG (dBμV/m)= Corr. (dB/m)+ Read Level (dBμV) 3. Margin (dB) = Peak/AVG (dBμV/m)-Limit PK/AVG(dBμV/m) 4. The tests evaluated1-40GHz,The testing has been conformed to the 10th harmonic of the highest fundamental frequency or 40GHz. 5. No report for the emission which more than 20dB below the prescribed limit.																																																

Temperature:	24.5°C	Relative Humidity:	49%																																													
Test Voltage:	AC 120V/60Hz																																															
Ant. Pol.	Vertical																																															
Test Mode:	TX 802.11a Mode 5785MHz (U-NII-3) -SISO																																															
<table border="1"> <thead> <tr> <th>No.</th> <th>Frequency (MHz)</th> <th>Reading (dBuV)</th> <th>Factor (dB/m)</th> <th>Level (dBuV/m)</th> <th>Limit (dBuV/m)</th> <th>Margin (dB)</th> <th>Detector</th> <th>P/F</th> </tr> </thead> <tbody> <tr> <td>1</td> <td>11569.040</td> <td>42.77</td> <td>8.75</td> <td>51.52</td> <td>54.00</td> <td>-2.48</td> <td>AVG</td> <td>P</td> </tr> <tr> <td>2</td> <td>11570.640</td> <td>48.54</td> <td>8.75</td> <td>57.29</td> <td>68.30</td> <td>-11.01</td> <td>peak</td> <td>P</td> </tr> <tr> <td>3 *</td> <td>17353.000</td> <td>38.33</td> <td>14.17</td> <td>52.50</td> <td>54.00</td> <td>-1.50</td> <td>AVG</td> <td>P</td> </tr> <tr> <td>4</td> <td>17353.400</td> <td>49.92</td> <td>14.17</td> <td>64.09</td> <td>68.30</td> <td>-4.21</td> <td>peak</td> <td>P</td> </tr> </tbody> </table>				No.	Frequency (MHz)	Reading (dBuV)	Factor (dB/m)	Level (dBuV/m)	Limit (dBuV/m)	Margin (dB)	Detector	P/F	1	11569.040	42.77	8.75	51.52	54.00	-2.48	AVG	P	2	11570.640	48.54	8.75	57.29	68.30	-11.01	peak	P	3 *	17353.000	38.33	14.17	52.50	54.00	-1.50	AVG	P	4	17353.400	49.92	14.17	64.09	68.30	-4.21	peak	P
No.	Frequency (MHz)	Reading (dBuV)	Factor (dB/m)	Level (dBuV/m)	Limit (dBuV/m)	Margin (dB)	Detector	P/F																																								
1	11569.040	42.77	8.75	51.52	54.00	-2.48	AVG	P																																								
2	11570.640	48.54	8.75	57.29	68.30	-11.01	peak	P																																								
3 *	17353.000	38.33	14.17	52.50	54.00	-1.50	AVG	P																																								
4	17353.400	49.92	14.17	64.09	68.30	-4.21	peak	P																																								
Remark: 1. Corr. = Antenna Factor (dB/m) + Cable Loss (dB) 2. Peak/AVG (dBμV/m)= Corr. (dB/m)+ Read Level (dBμV) 3. Margin (dB) = Peak/AVG (dBμV/m)-Limit PK/AVG(dBμV/m) 4. The tests evaluated1-40GHz,The testing has been conformed to the 10th harmonic of the highest fundamental frequency or 40GHz. 5. No report for the emission which more than 20dB below the prescribed limit.																																																



Temperature:	24.5°C	Relative Humidity:	49%																																													
Test Voltage:	AC 120V/60Hz																																															
Ant. Pol.	Horizontal																																															
Test Mode:	TX 802.11a Mode 5825MHz (U-NII-3) -SISO																																															
<table border="1"> <thead> <tr> <th>No.</th> <th>Frequency (MHz)</th> <th>Reading (dBuV)</th> <th>Factor (dB/m)</th> <th>Level (dBuV/m)</th> <th>Limit (dBuV/m)</th> <th>Margin (dB)</th> <th>Detector</th> <th>P/F</th> </tr> </thead> <tbody> <tr> <td>1</td> <td>11644.960</td> <td>50.24</td> <td>8.70</td> <td>58.94</td> <td>68.30</td> <td>-9.36</td> <td>peak</td> <td>P</td> </tr> <tr> <td>2</td> <td>11654.720</td> <td>41.40</td> <td>8.70</td> <td>50.10</td> <td>54.00</td> <td>-3.90</td> <td>AVG</td> <td>P</td> </tr> <tr> <td>3</td> <td>17475.880</td> <td>49.21</td> <td>14.94</td> <td>64.15</td> <td>68.30</td> <td>-4.15</td> <td>peak</td> <td>P</td> </tr> <tr> <td>4 *</td> <td>17475.960</td> <td>38.14</td> <td>14.94</td> <td>53.08</td> <td>54.00</td> <td>-0.92</td> <td>AVG</td> <td>P</td> </tr> </tbody> </table>				No.	Frequency (MHz)	Reading (dBuV)	Factor (dB/m)	Level (dBuV/m)	Limit (dBuV/m)	Margin (dB)	Detector	P/F	1	11644.960	50.24	8.70	58.94	68.30	-9.36	peak	P	2	11654.720	41.40	8.70	50.10	54.00	-3.90	AVG	P	3	17475.880	49.21	14.94	64.15	68.30	-4.15	peak	P	4 *	17475.960	38.14	14.94	53.08	54.00	-0.92	AVG	P
No.	Frequency (MHz)	Reading (dBuV)	Factor (dB/m)	Level (dBuV/m)	Limit (dBuV/m)	Margin (dB)	Detector	P/F																																								
1	11644.960	50.24	8.70	58.94	68.30	-9.36	peak	P																																								
2	11654.720	41.40	8.70	50.10	54.00	-3.90	AVG	P																																								
3	17475.880	49.21	14.94	64.15	68.30	-4.15	peak	P																																								
4 *	17475.960	38.14	14.94	53.08	54.00	-0.92	AVG	P																																								
<p>Remark:</p> <ol style="list-style-type: none"> 1. Corr. = Antenna Factor (dB/m) + Cable Loss (dB) 2. Peak/AVG (dBμV/m)= Corr. (dB/m)+ Read Level (dBμV) 3. Margin (dB) = Peak/AVG (dBμV/m)-Limit PK/AVG(dBμV/m) 4. The tests evaluated1-40GHz,The testing has been conformed to the 10th harmonic of the highest fundamental frequency or 40GHz. 5. No report for the emission which more than 20dB below the prescribed limit. 																																																

Temperature:	24.5°C	Relative Humidity:	49%																																													
Test Voltage:	AC 120V/60Hz																																															
Ant. Pol.	Vertical																																															
Test Mode:	TX 802.11a Mode 5825MHz (U-NII-3) -SISO																																															
<table border="1"> <thead> <tr> <th>No.</th> <th>Frequency (MHz)</th> <th>Reading (dBuV)</th> <th>Factor (dB/m)</th> <th>Level (dBuV/m)</th> <th>Limit (dBuV/m)</th> <th>Margin (dB)</th> <th>Detector</th> <th>P/F</th> </tr> </thead> <tbody> <tr> <td>1</td> <td>11649.600</td> <td>54.36</td> <td>8.70</td> <td>63.06</td> <td>68.30</td> <td>-5.24</td> <td>peak</td> <td>P</td> </tr> <tr> <td>2</td> <td>11650.000</td> <td>43.46</td> <td>8.70</td> <td>52.16</td> <td>54.00</td> <td>-1.84</td> <td>AVG</td> <td>P</td> </tr> <tr> <td>3 *</td> <td>17473.640</td> <td>37.66</td> <td>14.92</td> <td>52.58</td> <td>54.00</td> <td>-1.42</td> <td>AVG</td> <td>P</td> </tr> <tr> <td>4</td> <td>17480.120</td> <td>48.31</td> <td>14.96</td> <td>63.27</td> <td>68.30</td> <td>-5.03</td> <td>peak</td> <td>P</td> </tr> </tbody> </table>				No.	Frequency (MHz)	Reading (dBuV)	Factor (dB/m)	Level (dBuV/m)	Limit (dBuV/m)	Margin (dB)	Detector	P/F	1	11649.600	54.36	8.70	63.06	68.30	-5.24	peak	P	2	11650.000	43.46	8.70	52.16	54.00	-1.84	AVG	P	3 *	17473.640	37.66	14.92	52.58	54.00	-1.42	AVG	P	4	17480.120	48.31	14.96	63.27	68.30	-5.03	peak	P
No.	Frequency (MHz)	Reading (dBuV)	Factor (dB/m)	Level (dBuV/m)	Limit (dBuV/m)	Margin (dB)	Detector	P/F																																								
1	11649.600	54.36	8.70	63.06	68.30	-5.24	peak	P																																								
2	11650.000	43.46	8.70	52.16	54.00	-1.84	AVG	P																																								
3 *	17473.640	37.66	14.92	52.58	54.00	-1.42	AVG	P																																								
4	17480.120	48.31	14.96	63.27	68.30	-5.03	peak	P																																								
<p>Remark:</p> <ol style="list-style-type: none"> 1. Corr. = Antenna Factor (dB/m) + Cable Loss (dB) 2. Peak/AVG (dBμV/m)= Corr. (dB/m)+ Read Level (dBμV) 3. Margin (dB) = Peak/AVG (dBμV/m)-Limit PK/AVG(dBμV/m) 4. The tests evaluated1-40GHz,The testing has been conformed to the 10th harmonic of the highest fundamental frequency or 40GHz. 5. No report for the emission which more than 20dB below the prescribed limit. 																																																



Temperature:	24.5°C	Relative Humidity:	49%																																													
Test Voltage:	AC 120V/60Hz																																															
Ant. Pol.	Horizontal																																															
Test Mode:	TX 802.11n(HT20) Mode 5745MHz (U-NII-3) -MIMO																																															
<table border="1"> <thead> <tr> <th>No.</th> <th>Frequency (MHz)</th> <th>Reading (dBuV)</th> <th>Factor (dB/m)</th> <th>Level (dBuV/m)</th> <th>Limit (dBuV/m)</th> <th>Margin (dB)</th> <th>Detector</th> <th>P/F</th> </tr> </thead> <tbody> <tr> <td>1</td> <td>11491.520</td> <td>43.09</td> <td>8.99</td> <td>52.08</td> <td>54.00</td> <td>-1.92</td> <td>AVG</td> <td>P</td> </tr> <tr> <td>2</td> <td>11496.960</td> <td>51.62</td> <td>8.99</td> <td>60.61</td> <td>68.30</td> <td>-7.69</td> <td>peak</td> <td>P</td> </tr> <tr> <td>3</td> <td>17236.040</td> <td>49.63</td> <td>13.44</td> <td>63.07</td> <td>68.30</td> <td>-5.23</td> <td>peak</td> <td>P</td> </tr> <tr> <td>4 *</td> <td>17236.120</td> <td>38.66</td> <td>13.44</td> <td>52.10</td> <td>54.00</td> <td>-1.90</td> <td>AVG</td> <td>P</td> </tr> </tbody> </table>				No.	Frequency (MHz)	Reading (dBuV)	Factor (dB/m)	Level (dBuV/m)	Limit (dBuV/m)	Margin (dB)	Detector	P/F	1	11491.520	43.09	8.99	52.08	54.00	-1.92	AVG	P	2	11496.960	51.62	8.99	60.61	68.30	-7.69	peak	P	3	17236.040	49.63	13.44	63.07	68.30	-5.23	peak	P	4 *	17236.120	38.66	13.44	52.10	54.00	-1.90	AVG	P
No.	Frequency (MHz)	Reading (dBuV)	Factor (dB/m)	Level (dBuV/m)	Limit (dBuV/m)	Margin (dB)	Detector	P/F																																								
1	11491.520	43.09	8.99	52.08	54.00	-1.92	AVG	P																																								
2	11496.960	51.62	8.99	60.61	68.30	-7.69	peak	P																																								
3	17236.040	49.63	13.44	63.07	68.30	-5.23	peak	P																																								
4 *	17236.120	38.66	13.44	52.10	54.00	-1.90	AVG	P																																								
Remark: 1. Corr. = Antenna Factor (dB/m) + Cable Loss (dB) 2. Peak/AVG (dBμV/m)= Corr. (dB/m)+ Read Level (dBμV) 3. Margin (dB) = Peak/AVG (dBμV/m)-Limit PK/AVG(dBμV/m) 4. The tests evaluated1-40GHz,The testing has been conformed to the 10th harmonic of the highest fundamental frequency or 40GHz. 5. No report for the emission which more than 20dB below the prescribed limit.																																																

Temperature:	24.5°C	Relative Humidity:	49%																																													
Test Voltage:	AC 120V/60Hz																																															
Ant. Pol.	Vertical																																															
Test Mode:	TX 802.11n(HT20) Mode 5745MHz (U-NII-3) -MIMO																																															
<table border="1"> <thead> <tr> <th>No.</th> <th>Frequency (MHz)</th> <th>Reading (dBuV)</th> <th>Factor (dB/m)</th> <th>Level (dBuV/m)</th> <th>Limit (dBuV/m)</th> <th>Margin (dB)</th> <th>Detector</th> <th>P/F</th> </tr> </thead> <tbody> <tr> <td>1</td> <td>11485.680</td> <td>42.64</td> <td>8.99</td> <td>51.63</td> <td>54.00</td> <td>-2.37</td> <td>AVG</td> <td>P</td> </tr> <tr> <td>2</td> <td>11486.720</td> <td>51.73</td> <td>8.99</td> <td>60.72</td> <td>68.30</td> <td>-7.58</td> <td>peak</td> <td>P</td> </tr> <tr> <td>3 *</td> <td>17237.160</td> <td>39.40</td> <td>13.45</td> <td>52.85</td> <td>54.00</td> <td>-1.15</td> <td>AVG</td> <td>P</td> </tr> <tr> <td>4</td> <td>17238.520</td> <td>49.54</td> <td>13.45</td> <td>62.99</td> <td>68.30</td> <td>-5.31</td> <td>peak</td> <td>P</td> </tr> </tbody> </table>				No.	Frequency (MHz)	Reading (dBuV)	Factor (dB/m)	Level (dBuV/m)	Limit (dBuV/m)	Margin (dB)	Detector	P/F	1	11485.680	42.64	8.99	51.63	54.00	-2.37	AVG	P	2	11486.720	51.73	8.99	60.72	68.30	-7.58	peak	P	3 *	17237.160	39.40	13.45	52.85	54.00	-1.15	AVG	P	4	17238.520	49.54	13.45	62.99	68.30	-5.31	peak	P
No.	Frequency (MHz)	Reading (dBuV)	Factor (dB/m)	Level (dBuV/m)	Limit (dBuV/m)	Margin (dB)	Detector	P/F																																								
1	11485.680	42.64	8.99	51.63	54.00	-2.37	AVG	P																																								
2	11486.720	51.73	8.99	60.72	68.30	-7.58	peak	P																																								
3 *	17237.160	39.40	13.45	52.85	54.00	-1.15	AVG	P																																								
4	17238.520	49.54	13.45	62.99	68.30	-5.31	peak	P																																								
Remark: 1. Corr. = Antenna Factor (dB/m) + Cable Loss (dB) 2. Peak/AVG (dBμV/m)= Corr. (dB/m)+ Read Level (dBμV) 3. Margin (dB) = Peak/AVG (dBμV/m)-Limit PK/AVG(dBμV/m) 4. The tests evaluated1-40GHz,The testing has been conformed to the 10th harmonic of the highest fundamental frequency or 40GHz. 5. No report for the emission which more than 20dB below the prescribed limit.																																																



Temperature:	24.5°C	Relative Humidity:	49%																																													
Test Voltage:	AC 120V/60Hz																																															
Ant. Pol.	Horizontal																																															
Test Mode:	TX 802.11n(HT20) Mode 5785MHz (U-NII-3)-MIMO																																															
<table border="1"> <thead> <tr> <th>No.</th> <th>Frequency (MHz)</th> <th>Reading (dBuV)</th> <th>Factor (dB/m)</th> <th>Level (dBuV/m)</th> <th>Limit (dBuV/m)</th> <th>Margin (dB)</th> <th>Detector</th> <th>P/F</th> </tr> </thead> <tbody> <tr> <td>1</td> <td>11568.640</td> <td>34.93</td> <td>8.76</td> <td>43.69</td> <td>54.00</td> <td>-10.31</td> <td>AVG</td> <td>P</td> </tr> <tr> <td>2</td> <td>11568.880</td> <td>45.44</td> <td>8.75</td> <td>54.19</td> <td>68.30</td> <td>-14.11</td> <td>peak</td> <td>P</td> </tr> <tr> <td>3 *</td> <td>17357.400</td> <td>38.88</td> <td>14.19</td> <td>53.07</td> <td>54.00</td> <td>-0.93</td> <td>AVG</td> <td>P</td> </tr> <tr> <td>4</td> <td>17359.800</td> <td>49.73</td> <td>14.23</td> <td>63.96</td> <td>68.30</td> <td>-4.34</td> <td>peak</td> <td>P</td> </tr> </tbody> </table>				No.	Frequency (MHz)	Reading (dBuV)	Factor (dB/m)	Level (dBuV/m)	Limit (dBuV/m)	Margin (dB)	Detector	P/F	1	11568.640	34.93	8.76	43.69	54.00	-10.31	AVG	P	2	11568.880	45.44	8.75	54.19	68.30	-14.11	peak	P	3 *	17357.400	38.88	14.19	53.07	54.00	-0.93	AVG	P	4	17359.800	49.73	14.23	63.96	68.30	-4.34	peak	P
No.	Frequency (MHz)	Reading (dBuV)	Factor (dB/m)	Level (dBuV/m)	Limit (dBuV/m)	Margin (dB)	Detector	P/F																																								
1	11568.640	34.93	8.76	43.69	54.00	-10.31	AVG	P																																								
2	11568.880	45.44	8.75	54.19	68.30	-14.11	peak	P																																								
3 *	17357.400	38.88	14.19	53.07	54.00	-0.93	AVG	P																																								
4	17359.800	49.73	14.23	63.96	68.30	-4.34	peak	P																																								
Remark: 1. Corr. = Antenna Factor (dB/m) + Cable Loss (dB) 2. Peak/AVG (dBμV/m)= Corr. (dB/m)+ Read Level (dBμV) 3. Margin (dB) = Peak/AVG (dBμV/m)-Limit PK/AVG(dBμV/m) 4. The tests evaluated1-40GHz,The testing has been conformed to the 10th harmonic of the highest fundamental frequency or 40GHz. 5. No report for the emission which more than 20dB below the prescribed limit.																																																

Temperature:	24.5°C	Relative Humidity:	49%																																													
Test Voltage:	AC 120V/60Hz																																															
Ant. Pol.	Vertical																																															
Test Mode:	TX 802.11n(HT20) Mode 5785MHz (U-NII-3) -MIMO																																															
<table border="1"> <thead> <tr> <th>No.</th> <th>Frequency (MHz)</th> <th>Reading (dBuV)</th> <th>Factor (dB/m)</th> <th>Level (dBuV/m)</th> <th>Limit (dBuV/m)</th> <th>Margin (dB)</th> <th>Detector</th> <th>P/F</th> </tr> </thead> <tbody> <tr> <td>1</td> <td>11568.640</td> <td>50.79</td> <td>8.76</td> <td>59.55</td> <td>68.30</td> <td>-8.75</td> <td>peak</td> <td>P</td> </tr> <tr> <td>2</td> <td>11570.720</td> <td>42.85</td> <td>8.75</td> <td>51.60</td> <td>54.00</td> <td>-2.40</td> <td>AVG</td> <td>P</td> </tr> <tr> <td>3</td> <td>17352.760</td> <td>46.93</td> <td>14.17</td> <td>61.10</td> <td>68.30</td> <td>-7.20</td> <td>peak</td> <td>P</td> </tr> <tr> <td>4 *</td> <td>17355.000</td> <td>38.82</td> <td>14.18</td> <td>53.00</td> <td>54.00</td> <td>-1.00</td> <td>AVG</td> <td>P</td> </tr> </tbody> </table>				No.	Frequency (MHz)	Reading (dBuV)	Factor (dB/m)	Level (dBuV/m)	Limit (dBuV/m)	Margin (dB)	Detector	P/F	1	11568.640	50.79	8.76	59.55	68.30	-8.75	peak	P	2	11570.720	42.85	8.75	51.60	54.00	-2.40	AVG	P	3	17352.760	46.93	14.17	61.10	68.30	-7.20	peak	P	4 *	17355.000	38.82	14.18	53.00	54.00	-1.00	AVG	P
No.	Frequency (MHz)	Reading (dBuV)	Factor (dB/m)	Level (dBuV/m)	Limit (dBuV/m)	Margin (dB)	Detector	P/F																																								
1	11568.640	50.79	8.76	59.55	68.30	-8.75	peak	P																																								
2	11570.720	42.85	8.75	51.60	54.00	-2.40	AVG	P																																								
3	17352.760	46.93	14.17	61.10	68.30	-7.20	peak	P																																								
4 *	17355.000	38.82	14.18	53.00	54.00	-1.00	AVG	P																																								
Remark: 1. Corr. = Antenna Factor (dB/m) + Cable Loss (dB) 2. Peak/AVG (dBμV/m)= Corr. (dB/m)+ Read Level (dBμV) 3. Margin (dB) = Peak/AVG (dBμV/m)-Limit PK/AVG(dBμV/m) 4. The tests evaluated1-40GHz,The testing has been conformed to the 10th harmonic of the highest fundamental frequency or 40GHz. 5. No report for the emission which more than 20dB below the prescribed limit.																																																



Temperature:	24.5°C	Relative Humidity:	49%
Test Voltage:	AC 120V/60Hz		
Ant. Pol.	Horizontal		
Test Mode:	TX 802.11n(HT20) Mode 5825MHz (U-NII-3) -MIMO		

No.	Frequency (MHz)	Reading (dBuV)	Factor (dB/m)	Level (dBuV/m)	Limit (dBuV/m)	Margin (dB)	Detector	P/F
1	11648.880	47.09	8.70	55.79	68.30	-12.51	peak	P
2	11649.440	36.08	8.70	44.78	54.00	-9.22	AVG	P
3 *	17471.240	37.73	14.91	52.64	54.00	-1.36	AVG	P
4	17472.520	49.28	14.91	64.19	68.30	-4.11	peak	P

Remark:

1. Corr. = Antenna Factor (dB/m) + Cable Loss (dB)
2. Peak/AVG (dBμV/m)= Corr. (dB/m)+ Read Level (dBμV)
3. Margin (dB) = Peak/AVG (dBμV/m)-Limit PK/AVG(dBμV/m)
4. The tests evaluated1-40GHz,The testing has been conformed to the 10th harmonic of the highest fundamental frequency or 40GHz.
5. No report for the emission which more than 20dB below the prescribed limit.

Temperature:	24.5°C	Relative Humidity:	49%
Test Voltage:	AC 120V/60Hz		
Ant. Pol.	Vertical		
Test Mode:	TX 802.11n(HT20) Mode 5825MHz (U-NII-3) -MIMO		

No.	Frequency (MHz)	Reading (dBuV)	Factor (dB/m)	Level (dBuV/m)	Limit (dBuV/m)	Margin (dB)	Detector	P/F
1	11646.800	48.35	8.70	57.05	68.30	-11.25	peak	P
2	11647.520	40.67	8.70	49.37	54.00	-4.63	AVG	P
3 *	17473.640	37.24	14.92	52.16	54.00	-1.84	AVG	P
4	17482.520	48.42	14.98	63.40	68.30	-4.90	peak	P

Remark:

1. Corr. = Antenna Factor (dB/m) + Cable Loss (dB)
2. Peak/AVG (dBμV/m)= Corr. (dB/m)+ Read Level (dBμV)
3. Margin (dB) = Peak/AVG (dBμV/m)-Limit PK/AVG(dBμV/m)
4. The tests evaluated1-40GHz,The testing has been conformed to the 10th harmonic of the highest fundamental frequency or 40GHz.
5. No report for the emission which more than 20dB below the prescribed limit.



Temperature:	24.5°C	Relative Humidity:	49%					
Test Voltage:	AC 120V/60Hz							
Ant. Pol.	Horizontal							
Test Mode:	TX 802.11ac(VHT20) Mode 5745MHz (U-NII-3) -MIMO							
No.	Frequency (MHz)	Reading (dBuV)	Factor (dB/m)	Level (dBuV/m)	Limit (dBuV/m)	Margin (dB)	Detector	P/F
1	11487.920	50.60	9.00	59.60	68.30	-8.70	peak	P
2	11491.120	42.09	8.99	51.08	54.00	-2.92	AVG	P
3 *	17235.960	38.99	13.44	52.43	54.00	-1.57	AVG	P
4	17236.120	50.44	13.44	63.88	68.30	-4.42	peak	P

Remark:

1. Corr. = Antenna Factor (dB/m) + Cable Loss (dB)
2. Peak/AVG (dBμV/m)= Corr. (dB/m)+ Read Level (dBμV)
3. Margin (dB) = Peak/AVG (dBμV/m)-Limit PK/AVG(dBμV/m)
4. The tests evaluated1-40GHz,The testing has been conformed to the 10th harmonic of the highest fundamental frequency or 40GHz.
5. No report for the emission which more than 20dB below the prescribed limit.

Temperature:	24.5°C	Relative Humidity:	49%					
Test Voltage:	AC 120V/60Hz							
Ant. Pol.	Vertical							
Test Mode:	TX 802.11ac(VHT20) Mode 5745MHz (U-NII-3) -MIMO							
No.	Frequency (MHz)	Reading (dBuV)	Factor (dB/m)	Level (dBuV/m)	Limit (dBuV/m)	Margin (dB)	Detector	P/F
1	11485.200	51.76	8.99	60.75	68.30	-7.55	peak	P
2	11486.480	42.04	8.99	51.03	54.00	-2.97	AVG	P
3	17235.720	49.44	13.44	62.88	68.30	-5.42	peak	P
4 *	17235.880	38.79	13.44	52.23	54.00	-1.77	AVG	P

Remark:

1. Corr. = Antenna Factor (dB/m) + Cable Loss (dB)
2. Peak/AVG (dBμV/m)= Corr. (dB/m)+ Read Level (dBμV)
3. Margin (dB) = Peak/AVG (dBμV/m)-Limit PK/AVG(dBμV/m)
4. The tests evaluated1-40GHz,The testing has been conformed to the 10th harmonic of the highest fundamental frequency or 40GHz.
5. No report for the emission which more than 20dB below the prescribed limit.



Temperature:	24.5°C	Relative Humidity:	49%																																													
Test Voltage:	AC 120V/60Hz																																															
Ant. Pol.	Horizontal																																															
Test Mode:	TX 802.11ac(VHT20) Mode 5785MHz (U-NII-3) -MIMO																																															
<table border="1"> <thead> <tr> <th>No.</th> <th>Frequency (MHz)</th> <th>Reading (dBuV)</th> <th>Factor (dB/m)</th> <th>Level (dBuV/m)</th> <th>Limit (dBuV/m)</th> <th>Margin (dB)</th> <th>Detector</th> <th>P/F</th> </tr> </thead> <tbody> <tr> <td>1</td> <td>11568.560</td> <td>50.99</td> <td>8.76</td> <td>59.75</td> <td>68.30</td> <td>-8.55</td> <td>peak</td> <td>P</td> </tr> <tr> <td>2</td> <td>11568.720</td> <td>41.83</td> <td>8.76</td> <td>50.59</td> <td>54.00</td> <td>-3.41</td> <td>AVG</td> <td>P</td> </tr> <tr> <td>3</td> <td>17356.760</td> <td>51.24</td> <td>14.19</td> <td>65.43</td> <td>68.30</td> <td>-2.87</td> <td>peak</td> <td>P</td> </tr> <tr> <td>4 *</td> <td>17359.640</td> <td>38.77</td> <td>14.23</td> <td>53.00</td> <td>54.00</td> <td>-1.00</td> <td>AVG</td> <td>P</td> </tr> </tbody> </table>				No.	Frequency (MHz)	Reading (dBuV)	Factor (dB/m)	Level (dBuV/m)	Limit (dBuV/m)	Margin (dB)	Detector	P/F	1	11568.560	50.99	8.76	59.75	68.30	-8.55	peak	P	2	11568.720	41.83	8.76	50.59	54.00	-3.41	AVG	P	3	17356.760	51.24	14.19	65.43	68.30	-2.87	peak	P	4 *	17359.640	38.77	14.23	53.00	54.00	-1.00	AVG	P
No.	Frequency (MHz)	Reading (dBuV)	Factor (dB/m)	Level (dBuV/m)	Limit (dBuV/m)	Margin (dB)	Detector	P/F																																								
1	11568.560	50.99	8.76	59.75	68.30	-8.55	peak	P																																								
2	11568.720	41.83	8.76	50.59	54.00	-3.41	AVG	P																																								
3	17356.760	51.24	14.19	65.43	68.30	-2.87	peak	P																																								
4 *	17359.640	38.77	14.23	53.00	54.00	-1.00	AVG	P																																								
<p>Remark:</p> <ol style="list-style-type: none"> 1. Corr. = Antenna Factor (dB/m) + Cable Loss (dB) 2. Peak/AVG (dBμV/m)= Corr. (dB/m)+ Read Level (dBμV) 3. Margin (dB) = Peak/AVG (dBμV/m)-Limit PK/AVG(dBμV/m) 4. The tests evaluated1-40GHz,The testing has been conformed to the 10th harmonic of the highest fundamental frequency or 40GHz. 5. No report for the emission which more than 20dB below the prescribed limit. 																																																

Temperature:	24.5°C	Relative Humidity:	49%																																													
Test Voltage:	AC 120V/60Hz																																															
Ant. Pol.	Vertical																																															
Test Mode:	TX 802.11ac(VHT20) Mode 5785MHz (U-NII-3) -MIMO																																															
<table border="1"> <thead> <tr> <th>No.</th> <th>Frequency (MHz)</th> <th>Reading (dBuV)</th> <th>Factor (dB/m)</th> <th>Level (dBuV/m)</th> <th>Limit (dBuV/m)</th> <th>Margin (dB)</th> <th>Detector</th> <th>P/F</th> </tr> </thead> <tbody> <tr> <td>1</td> <td>11570.400</td> <td>43.81</td> <td>8.75</td> <td>52.56</td> <td>54.00</td> <td>-1.44</td> <td>AVG</td> <td>P</td> </tr> <tr> <td>2</td> <td>11572.720</td> <td>53.19</td> <td>8.74</td> <td>61.93</td> <td>68.30</td> <td>-6.37</td> <td>peak</td> <td>P</td> </tr> <tr> <td>3 *</td> <td>17356.120</td> <td>38.85</td> <td>14.19</td> <td>53.04</td> <td>54.00</td> <td>-0.96</td> <td>AVG</td> <td>P</td> </tr> <tr> <td>4</td> <td>17359.480</td> <td>49.77</td> <td>14.23</td> <td>64.00</td> <td>68.30</td> <td>-4.30</td> <td>peak</td> <td>P</td> </tr> </tbody> </table>				No.	Frequency (MHz)	Reading (dBuV)	Factor (dB/m)	Level (dBuV/m)	Limit (dBuV/m)	Margin (dB)	Detector	P/F	1	11570.400	43.81	8.75	52.56	54.00	-1.44	AVG	P	2	11572.720	53.19	8.74	61.93	68.30	-6.37	peak	P	3 *	17356.120	38.85	14.19	53.04	54.00	-0.96	AVG	P	4	17359.480	49.77	14.23	64.00	68.30	-4.30	peak	P
No.	Frequency (MHz)	Reading (dBuV)	Factor (dB/m)	Level (dBuV/m)	Limit (dBuV/m)	Margin (dB)	Detector	P/F																																								
1	11570.400	43.81	8.75	52.56	54.00	-1.44	AVG	P																																								
2	11572.720	53.19	8.74	61.93	68.30	-6.37	peak	P																																								
3 *	17356.120	38.85	14.19	53.04	54.00	-0.96	AVG	P																																								
4	17359.480	49.77	14.23	64.00	68.30	-4.30	peak	P																																								
<p>Remark:</p> <ol style="list-style-type: none"> 1. Corr. = Antenna Factor (dB/m) + Cable Loss (dB) 2. Peak/AVG (dBμV/m)= Corr. (dB/m)+ Read Level (dBμV) 3. Margin (dB) = Peak/AVG (dBμV/m)-Limit PK/AVG(dBμV/m) 4. The tests evaluated1-40GHz,The testing has been conformed to the 10th harmonic of the highest fundamental frequency or 40GHz. 5. No report for the emission which more than 20dB below the prescribed limit. 																																																



Temperature:	24.5°C	Relative Humidity:	49%																																													
Test Voltage:	AC 120V/60Hz																																															
Ant. Pol.	Horizontal																																															
Test Mode:	TX 802.11ac(VHT20) Mode 5825MHz (U-NII-3) -MIMO																																															
<table border="1"> <thead> <tr> <th>No.</th> <th>Frequency (MHz)</th> <th>Reading (dBuV)</th> <th>Factor (dB/m)</th> <th>Level (dBuV/m)</th> <th>Limit (dBuV/m)</th> <th>Margin (dB)</th> <th>Detector</th> <th>P/F</th> </tr> </thead> <tbody> <tr> <td>1</td> <td>11648.720</td> <td>36.26</td> <td>8.70</td> <td>44.96</td> <td>54.00</td> <td>-9.04</td> <td>AVG</td> <td>P</td> </tr> <tr> <td>2</td> <td>11648.960</td> <td>46.59</td> <td>8.70</td> <td>55.29</td> <td>68.30</td> <td>-13.01</td> <td>peak</td> <td>P</td> </tr> <tr> <td>3</td> <td>17469.960</td> <td>48.38</td> <td>14.90</td> <td>63.28</td> <td>68.30</td> <td>-5.02</td> <td>peak</td> <td>P</td> </tr> <tr> <td>4 *</td> <td>17472.920</td> <td>37.71</td> <td>14.92</td> <td>52.63</td> <td>54.00</td> <td>-1.37</td> <td>AVG</td> <td>P</td> </tr> </tbody> </table>				No.	Frequency (MHz)	Reading (dBuV)	Factor (dB/m)	Level (dBuV/m)	Limit (dBuV/m)	Margin (dB)	Detector	P/F	1	11648.720	36.26	8.70	44.96	54.00	-9.04	AVG	P	2	11648.960	46.59	8.70	55.29	68.30	-13.01	peak	P	3	17469.960	48.38	14.90	63.28	68.30	-5.02	peak	P	4 *	17472.920	37.71	14.92	52.63	54.00	-1.37	AVG	P
No.	Frequency (MHz)	Reading (dBuV)	Factor (dB/m)	Level (dBuV/m)	Limit (dBuV/m)	Margin (dB)	Detector	P/F																																								
1	11648.720	36.26	8.70	44.96	54.00	-9.04	AVG	P																																								
2	11648.960	46.59	8.70	55.29	68.30	-13.01	peak	P																																								
3	17469.960	48.38	14.90	63.28	68.30	-5.02	peak	P																																								
4 *	17472.920	37.71	14.92	52.63	54.00	-1.37	AVG	P																																								
<p>Remark:</p> <ol style="list-style-type: none"> 1. Corr. = Antenna Factor (dB/m) + Cable Loss (dB) 2. Peak/AVG (dBμV/m)= Corr. (dB/m)+ Read Level (dBμV) 3. Margin (dB) = Peak/AVG (dBμV/m)-Limit PK/AVG(dBμV/m) 4. The tests evaluated1-40GHz,The testing has been conformed to the 10th harmonic of the highest fundamental frequency or 40GHz. 5. No report for the emission which more than 20dB below the prescribed limit. 																																																

Temperature:	24.5°C	Relative Humidity:	49%																																													
Test Voltage:	AC 120V/60Hz																																															
Ant. Pol.	Vertical																																															
Test Mode:	TX 802.11ac(VHT20) Mode 5825MHz (U-NII-3) -MIMO																																															
<table border="1"> <thead> <tr> <th>No.</th> <th>Frequency (MHz)</th> <th>Reading (dBuV)</th> <th>Factor (dB/m)</th> <th>Level (dBuV/m)</th> <th>Limit (dBuV/m)</th> <th>Margin (dB)</th> <th>Detector</th> <th>P/F</th> </tr> </thead> <tbody> <tr> <td>1</td> <td>11647.200</td> <td>49.67</td> <td>8.70</td> <td>58.37</td> <td>68.30</td> <td>-9.93</td> <td>peak</td> <td>P</td> </tr> <tr> <td>2</td> <td>11649.200</td> <td>40.57</td> <td>8.70</td> <td>49.27</td> <td>54.00</td> <td>-4.73</td> <td>AVG</td> <td>P</td> </tr> <tr> <td>3 *</td> <td>17475.240</td> <td>38.00</td> <td>14.94</td> <td>52.94</td> <td>54.00</td> <td>-1.06</td> <td>AVG</td> <td>P</td> </tr> <tr> <td>4</td> <td>17480.120</td> <td>49.43</td> <td>14.96</td> <td>64.39</td> <td>68.30</td> <td>-3.91</td> <td>peak</td> <td>P</td> </tr> </tbody> </table>				No.	Frequency (MHz)	Reading (dBuV)	Factor (dB/m)	Level (dBuV/m)	Limit (dBuV/m)	Margin (dB)	Detector	P/F	1	11647.200	49.67	8.70	58.37	68.30	-9.93	peak	P	2	11649.200	40.57	8.70	49.27	54.00	-4.73	AVG	P	3 *	17475.240	38.00	14.94	52.94	54.00	-1.06	AVG	P	4	17480.120	49.43	14.96	64.39	68.30	-3.91	peak	P
No.	Frequency (MHz)	Reading (dBuV)	Factor (dB/m)	Level (dBuV/m)	Limit (dBuV/m)	Margin (dB)	Detector	P/F																																								
1	11647.200	49.67	8.70	58.37	68.30	-9.93	peak	P																																								
2	11649.200	40.57	8.70	49.27	54.00	-4.73	AVG	P																																								
3 *	17475.240	38.00	14.94	52.94	54.00	-1.06	AVG	P																																								
4	17480.120	49.43	14.96	64.39	68.30	-3.91	peak	P																																								
<p>Remark:</p> <ol style="list-style-type: none"> 1. Corr. = Antenna Factor (dB/m) + Cable Loss (dB) 2. Peak/AVG (dBμV/m)= Corr. (dB/m)+ Read Level (dBμV) 3. Margin (dB) = Peak/AVG (dBμV/m)-Limit PK/AVG(dBμV/m) 4. The tests evaluated1-40GHz,The testing has been conformed to the 10th harmonic of the highest fundamental frequency or 40GHz. 5. No report for the emission which more than 20dB below the prescribed limit. 																																																



Temperature:	24.5°C	Relative Humidity:	49%																																													
Test Voltage:	AC 120V/60Hz																																															
Ant. Pol.	Horizontal																																															
Test Mode:	TX 802.11n(HT40) Mode 5755MHz (U-NII-3) -MIMO																																															
<table border="1"> <thead> <tr> <th>No.</th> <th>Frequency (MHz)</th> <th>Reading (dBuV)</th> <th>Factor (dB/m)</th> <th>Level (dBuV/m)</th> <th>Limit (dBuV/m)</th> <th>Margin (dB)</th> <th>Detector</th> <th>P/F</th> </tr> </thead> <tbody> <tr> <td>1</td> <td>11508.720</td> <td>36.85</td> <td>8.96</td> <td>45.81</td> <td>54.00</td> <td>-8.19</td> <td>AVG</td> <td>P</td> </tr> <tr> <td>2</td> <td>11519.600</td> <td>47.76</td> <td>8.92</td> <td>56.68</td> <td>68.30</td> <td>-11.62</td> <td>peak</td> <td>P</td> </tr> <tr> <td>3 *</td> <td>17264.520</td> <td>38.72</td> <td>13.62</td> <td>52.34</td> <td>54.00</td> <td>-1.66</td> <td>AVG</td> <td>P</td> </tr> <tr> <td>4</td> <td>17271.720</td> <td>47.83</td> <td>13.66</td> <td>61.49</td> <td>68.30</td> <td>-6.81</td> <td>peak</td> <td>P</td> </tr> </tbody> </table>				No.	Frequency (MHz)	Reading (dBuV)	Factor (dB/m)	Level (dBuV/m)	Limit (dBuV/m)	Margin (dB)	Detector	P/F	1	11508.720	36.85	8.96	45.81	54.00	-8.19	AVG	P	2	11519.600	47.76	8.92	56.68	68.30	-11.62	peak	P	3 *	17264.520	38.72	13.62	52.34	54.00	-1.66	AVG	P	4	17271.720	47.83	13.66	61.49	68.30	-6.81	peak	P
No.	Frequency (MHz)	Reading (dBuV)	Factor (dB/m)	Level (dBuV/m)	Limit (dBuV/m)	Margin (dB)	Detector	P/F																																								
1	11508.720	36.85	8.96	45.81	54.00	-8.19	AVG	P																																								
2	11519.600	47.76	8.92	56.68	68.30	-11.62	peak	P																																								
3 *	17264.520	38.72	13.62	52.34	54.00	-1.66	AVG	P																																								
4	17271.720	47.83	13.66	61.49	68.30	-6.81	peak	P																																								
<p>Remark:</p> <ol style="list-style-type: none"> 1. Corr. = Antenna Factor (dB/m) + Cable Loss (dB) 2. Peak/AVG (dBμV/m) = Corr. (dB/m) + Read Level (dBμV) 3. Margin (dB) = Peak/AVG (dBμV/m) - Limit PK/AVG (dBμV/m) 4. The tests evaluated 1-40GHz, The testing has been conformed to the 10th harmonic of the highest fundamental frequency or 40GHz. 5. No report for the emission which more than 20dB below the prescribed limit. 																																																

Temperature:	24.5°C	Relative Humidity:	49%																																													
Test Voltage:	AC 120V/60Hz																																															
Ant. Pol.	Vertical																																															
Test Mode:	TX 802.11n(HT40) Mode 5755MHz (U-NII-3) -MIMO																																															
<table border="1"> <thead> <tr> <th>No.</th> <th>Frequency (MHz)</th> <th>Reading (dBuV)</th> <th>Factor (dB/m)</th> <th>Level (dBuV/m)</th> <th>Limit (dBuV/m)</th> <th>Margin (dB)</th> <th>Detector</th> <th>P/F</th> </tr> </thead> <tbody> <tr> <td>1</td> <td>11506.480</td> <td>40.84</td> <td>8.96</td> <td>49.80</td> <td>54.00</td> <td>-4.20</td> <td>AVG</td> <td>P</td> </tr> <tr> <td>2</td> <td>11507.920</td> <td>51.56</td> <td>8.96</td> <td>60.52</td> <td>68.30</td> <td>-7.78</td> <td>peak</td> <td>P</td> </tr> <tr> <td>3 *</td> <td>17257.640</td> <td>38.57</td> <td>13.58</td> <td>52.15</td> <td>54.00</td> <td>-1.85</td> <td>AVG</td> <td>P</td> </tr> <tr> <td>4</td> <td>17277.960</td> <td>48.07</td> <td>13.70</td> <td>61.77</td> <td>68.30</td> <td>-6.53</td> <td>peak</td> <td>P</td> </tr> </tbody> </table>				No.	Frequency (MHz)	Reading (dBuV)	Factor (dB/m)	Level (dBuV/m)	Limit (dBuV/m)	Margin (dB)	Detector	P/F	1	11506.480	40.84	8.96	49.80	54.00	-4.20	AVG	P	2	11507.920	51.56	8.96	60.52	68.30	-7.78	peak	P	3 *	17257.640	38.57	13.58	52.15	54.00	-1.85	AVG	P	4	17277.960	48.07	13.70	61.77	68.30	-6.53	peak	P
No.	Frequency (MHz)	Reading (dBuV)	Factor (dB/m)	Level (dBuV/m)	Limit (dBuV/m)	Margin (dB)	Detector	P/F																																								
1	11506.480	40.84	8.96	49.80	54.00	-4.20	AVG	P																																								
2	11507.920	51.56	8.96	60.52	68.30	-7.78	peak	P																																								
3 *	17257.640	38.57	13.58	52.15	54.00	-1.85	AVG	P																																								
4	17277.960	48.07	13.70	61.77	68.30	-6.53	peak	P																																								
<p>Remark:</p> <ol style="list-style-type: none"> 1. Corr. = Antenna Factor (dB/m) + Cable Loss (dB) 2. Peak/AVG (dBμV/m) = Corr. (dB/m) + Read Level (dBμV) 3. Margin (dB) = Peak/AVG (dBμV/m) - Limit PK/AVG (dBμV/m) 4. The tests evaluated 1-40GHz, The testing has been conformed to the 10th harmonic of the highest fundamental frequency or 40GHz. 5. No report for the emission which more than 20dB below the prescribed limit. 																																																



Temperature:	24.5°C	Relative Humidity:	49%																																													
Test Voltage:	AC 120V/60Hz																																															
Ant. Pol.	Horizontal																																															
Test Mode:	TX 802.11n(HT40) Mode 5795MHz (U-NII-3) -MIMO																																															
<table border="1"> <thead> <tr> <th>No.</th> <th>Frequency (MHz)</th> <th>Reading (dBuV)</th> <th>Factor (dB/m)</th> <th>Level (dBuV/m)</th> <th>Limit (dBuV/m)</th> <th>Margin (dB)</th> <th>Detector</th> <th>P/F</th> </tr> </thead> <tbody> <tr> <td>1</td> <td>11587.360</td> <td>41.62</td> <td>8.70</td> <td>50.32</td> <td>54.00</td> <td>-3.68</td> <td>AVG</td> <td>P</td> </tr> <tr> <td>2</td> <td>11591.936</td> <td>51.59</td> <td>8.68</td> <td>60.27</td> <td>68.30</td> <td>-8.03</td> <td>peak</td> <td>P</td> </tr> <tr> <td>3 *</td> <td>17263.716</td> <td>37.80</td> <td>13.62</td> <td>51.42</td> <td>54.00</td> <td>-2.58</td> <td>AVG</td> <td>P</td> </tr> <tr> <td>4</td> <td>17264.955</td> <td>46.58</td> <td>13.62</td> <td>60.20</td> <td>68.30</td> <td>-8.10</td> <td>peak</td> <td>P</td> </tr> </tbody> </table>				No.	Frequency (MHz)	Reading (dBuV)	Factor (dB/m)	Level (dBuV/m)	Limit (dBuV/m)	Margin (dB)	Detector	P/F	1	11587.360	41.62	8.70	50.32	54.00	-3.68	AVG	P	2	11591.936	51.59	8.68	60.27	68.30	-8.03	peak	P	3 *	17263.716	37.80	13.62	51.42	54.00	-2.58	AVG	P	4	17264.955	46.58	13.62	60.20	68.30	-8.10	peak	P
No.	Frequency (MHz)	Reading (dBuV)	Factor (dB/m)	Level (dBuV/m)	Limit (dBuV/m)	Margin (dB)	Detector	P/F																																								
1	11587.360	41.62	8.70	50.32	54.00	-3.68	AVG	P																																								
2	11591.936	51.59	8.68	60.27	68.30	-8.03	peak	P																																								
3 *	17263.716	37.80	13.62	51.42	54.00	-2.58	AVG	P																																								
4	17264.955	46.58	13.62	60.20	68.30	-8.10	peak	P																																								
Remark: 1. Corr. = Antenna Factor (dB/m) + Cable Loss (dB) 2. Peak/AVG (dBμV/m)= Corr. (dB/m)+ Read Level (dBμV) 3. Margin (dB) = Peak/AVG (dBμV/m)-Limit PK/AVG(dBμV/m) 4. The tests evaluated1-40GHz,The testing has been conformed to the 10th harmonic of the highest fundamental frequency or 40GHz. 5. No report for the emission which more than 20dB below the prescribed limit.																																																

Temperature:	24.5°C	Relative Humidity:	49%																																													
Test Voltage:	AC 120V/60Hz																																															
Ant. Pol.	Vertical																																															
Test Mode:	TX 802.11n(HT40) Mode 5795MHz (U-NII-3) -MIMO																																															
<table border="1"> <thead> <tr> <th>No.</th> <th>Frequency (MHz)</th> <th>Reading (dBuV)</th> <th>Factor (dB/m)</th> <th>Level (dBuV/m)</th> <th>Limit (dBuV/m)</th> <th>Margin (dB)</th> <th>Detector</th> <th>P/F</th> </tr> </thead> <tbody> <tr> <td>1</td> <td>11586.800</td> <td>41.24</td> <td>8.69</td> <td>49.93</td> <td>54.00</td> <td>-4.07</td> <td>AVG</td> <td>P</td> </tr> <tr> <td>2</td> <td>11591.280</td> <td>52.44</td> <td>8.68</td> <td>61.12</td> <td>68.30</td> <td>-7.18</td> <td>peak</td> <td>P</td> </tr> <tr> <td>3 *</td> <td>17377.640</td> <td>36.79</td> <td>14.34</td> <td>51.13</td> <td>54.00</td> <td>-2.87</td> <td>AVG</td> <td>P</td> </tr> <tr> <td>4</td> <td>17382.440</td> <td>47.02</td> <td>14.37</td> <td>61.39</td> <td>68.30</td> <td>-6.91</td> <td>peak</td> <td>P</td> </tr> </tbody> </table>				No.	Frequency (MHz)	Reading (dBuV)	Factor (dB/m)	Level (dBuV/m)	Limit (dBuV/m)	Margin (dB)	Detector	P/F	1	11586.800	41.24	8.69	49.93	54.00	-4.07	AVG	P	2	11591.280	52.44	8.68	61.12	68.30	-7.18	peak	P	3 *	17377.640	36.79	14.34	51.13	54.00	-2.87	AVG	P	4	17382.440	47.02	14.37	61.39	68.30	-6.91	peak	P
No.	Frequency (MHz)	Reading (dBuV)	Factor (dB/m)	Level (dBuV/m)	Limit (dBuV/m)	Margin (dB)	Detector	P/F																																								
1	11586.800	41.24	8.69	49.93	54.00	-4.07	AVG	P																																								
2	11591.280	52.44	8.68	61.12	68.30	-7.18	peak	P																																								
3 *	17377.640	36.79	14.34	51.13	54.00	-2.87	AVG	P																																								
4	17382.440	47.02	14.37	61.39	68.30	-6.91	peak	P																																								
Remark: 1. Corr. = Antenna Factor (dB/m) + Cable Loss (dB) 2. Peak/AVG (dBμV/m)= Corr. (dB/m)+ Read Level (dBμV) 3. Margin (dB) = Peak/AVG (dBμV/m)-Limit PK/AVG(dBμV/m) 4. The tests evaluated1-40GHz,The testing has been conformed to the 10th harmonic of the highest fundamental frequency or 40GHz. 5. No report for the emission which more than 20dB below the prescribed limit.																																																



Temperature:	24.5°C	Relative Humidity:	49%
Test Voltage:	AC 120V/60Hz		
Ant. Pol.	Horizontal		
Test Mode:	TX 802.11ac(VHT40) Mode 5755MHz (U-NII-3) -MIMO		

No.	Frequency (MHz)	Reading (dBuV)	Factor (dB/m)	Level (dBuV/m)	Limit (dBuV/m)	Margin (dB)	Detector	P/F
1	11508.560	36.94	8.96	45.90	54.00	-8.10	AVG	P
2	11508.815	46.01	8.95	54.96	68.30	-13.34	peak	P
3 *	17268.346	38.37	13.64	52.01	54.00	-1.99	AVG	P
4	17274.688	48.53	13.68	62.21	68.30	-6.09	peak	P

Remark:

1. Corr. = Antenna Factor (dB/m) + Cable Loss (dB)
2. Peak/AVG (dBμV/m)= Corr. (dB/m)+ Read Level (dBμV)
3. Margin (dB) = Peak/AVG (dBμV/m)-Limit PK/AVG(dBμV/m)
4. The tests evaluated1-40GHz,The testing has been conformed to the 10th harmonic of the highest fundamental frequency or 40GHz.
5. No report for the emission which more than 20dB below the prescribed limit.

Temperature:	24.5°C	Relative Humidity:	49%
Test Voltage:	AC 120V/60Hz		
Ant. Pol.	Vertical		
Test Mode:	TX 802.11ac(VHT40) Mode 5755MHz (U-NII-3) -MIMO		

No.	Frequency (MHz)	Reading (dBuV)	Factor (dB/m)	Level (dBuV/m)	Limit (dBuV/m)	Margin (dB)	Detector	P/F
1	11506.640	51.95	8.96	60.91	68.30	-7.39	peak	P
2	11510.000	40.92	8.95	49.87	54.00	-4.13	AVG	P
3	17259.400	46.87	13.59	60.46	68.30	-7.84	peak	P
4 *	17275.240	37.55	13.69	51.24	54.00	-2.76	AVG	P

Remark:

1. Corr. = Antenna Factor (dB/m) + Cable Loss (dB)
2. Peak/AVG (dBμV/m)= Corr. (dB/m)+ Read Level (dBμV)
3. Margin (dB) = Peak/AVG (dBμV/m)-Limit PK/AVG(dBμV/m)
4. The tests evaluated1-40GHz,The testing has been conformed to the 10th harmonic of the highest fundamental frequency or 40GHz.
5. No report for the emission which more than 20dB below the prescribed limit.



Temperature:	24.5°C	Relative Humidity:	49%																																													
Test Voltage:	AC 120V/60Hz																																															
Ant. Pol.	Horizontal																																															
Test Mode:	TX 802.11ac(VHT40) Mode 5795MHz (U-NII-3) -MIMO																																															
<table border="1"> <thead> <tr> <th>No.</th> <th>Frequency (MHz)</th> <th>Reading (dBuV)</th> <th>Factor (dB/m)</th> <th>Level (dBuV/m)</th> <th>Limit (dBuV/m)</th> <th>Margin (dB)</th> <th>Detector</th> <th>P/F</th> </tr> </thead> <tbody> <tr> <td>1</td> <td>11587.360</td> <td>41.62</td> <td>8.70</td> <td>50.32</td> <td>54.00</td> <td>-3.68</td> <td>AVG</td> <td>P</td> </tr> <tr> <td>2</td> <td>11591.936</td> <td>51.59</td> <td>8.68</td> <td>60.27</td> <td>68.30</td> <td>-8.03</td> <td>peak</td> <td>P</td> </tr> <tr> <td>3 *</td> <td>17263.716</td> <td>37.80</td> <td>13.62</td> <td>51.42</td> <td>54.00</td> <td>-2.58</td> <td>AVG</td> <td>P</td> </tr> <tr> <td>4</td> <td>17264.955</td> <td>46.58</td> <td>13.62</td> <td>60.20</td> <td>68.30</td> <td>-8.10</td> <td>peak</td> <td>P</td> </tr> </tbody> </table>				No.	Frequency (MHz)	Reading (dBuV)	Factor (dB/m)	Level (dBuV/m)	Limit (dBuV/m)	Margin (dB)	Detector	P/F	1	11587.360	41.62	8.70	50.32	54.00	-3.68	AVG	P	2	11591.936	51.59	8.68	60.27	68.30	-8.03	peak	P	3 *	17263.716	37.80	13.62	51.42	54.00	-2.58	AVG	P	4	17264.955	46.58	13.62	60.20	68.30	-8.10	peak	P
No.	Frequency (MHz)	Reading (dBuV)	Factor (dB/m)	Level (dBuV/m)	Limit (dBuV/m)	Margin (dB)	Detector	P/F																																								
1	11587.360	41.62	8.70	50.32	54.00	-3.68	AVG	P																																								
2	11591.936	51.59	8.68	60.27	68.30	-8.03	peak	P																																								
3 *	17263.716	37.80	13.62	51.42	54.00	-2.58	AVG	P																																								
4	17264.955	46.58	13.62	60.20	68.30	-8.10	peak	P																																								
Remark:																																																
1. Corr. = Antenna Factor (dB/m) + Cable Loss (dB)																																																
2. Peak/AVG (dBμV/m)= Corr. (dB/m)+ Read Level (dBμV)																																																
3. Margin (dB) = Peak/AVG (dBμV/m)-Limit PK/AVG(dBμV/m)																																																

Temperature:	24.5°C	Relative Humidity:	49%																																													
Test Voltage:	AC 120V/60Hz																																															
Ant. Pol.	Vertical																																															
Test Mode:	TX 802.11ac(VHT40) Mode 5795MHz (U-NII-3) -MIMO																																															
<table border="1"> <thead> <tr> <th>No.</th> <th>Frequency (MHz)</th> <th>Reading (dBuV)</th> <th>Factor (dB/m)</th> <th>Level (dBuV/m)</th> <th>Limit (dBuV/m)</th> <th>Margin (dB)</th> <th>Detector</th> <th>P/F</th> </tr> </thead> <tbody> <tr> <td>1</td> <td>11588.560</td> <td>41.53</td> <td>8.70</td> <td>50.23</td> <td>54.00</td> <td>-3.77</td> <td>AVG</td> <td>P</td> </tr> <tr> <td>2</td> <td>11588.720</td> <td>52.35</td> <td>8.70</td> <td>61.05</td> <td>68.30</td> <td>-7.25</td> <td>peak</td> <td>P</td> </tr> <tr> <td>3 *</td> <td>17374.920</td> <td>36.61</td> <td>14.31</td> <td>50.92</td> <td>54.00</td> <td>-3.08</td> <td>AVG</td> <td>P</td> </tr> <tr> <td>4</td> <td>17375.240</td> <td>47.28</td> <td>14.32</td> <td>61.60</td> <td>68.30</td> <td>-6.70</td> <td>peak</td> <td>P</td> </tr> </tbody> </table>				No.	Frequency (MHz)	Reading (dBuV)	Factor (dB/m)	Level (dBuV/m)	Limit (dBuV/m)	Margin (dB)	Detector	P/F	1	11588.560	41.53	8.70	50.23	54.00	-3.77	AVG	P	2	11588.720	52.35	8.70	61.05	68.30	-7.25	peak	P	3 *	17374.920	36.61	14.31	50.92	54.00	-3.08	AVG	P	4	17375.240	47.28	14.32	61.60	68.30	-6.70	peak	P
No.	Frequency (MHz)	Reading (dBuV)	Factor (dB/m)	Level (dBuV/m)	Limit (dBuV/m)	Margin (dB)	Detector	P/F																																								
1	11588.560	41.53	8.70	50.23	54.00	-3.77	AVG	P																																								
2	11588.720	52.35	8.70	61.05	68.30	-7.25	peak	P																																								
3 *	17374.920	36.61	14.31	50.92	54.00	-3.08	AVG	P																																								
4	17375.240	47.28	14.32	61.60	68.30	-6.70	peak	P																																								
Remark:																																																
1. Corr. = Antenna Factor (dB/m) + Cable Loss (dB)																																																
2. Peak/AVG (dBμV/m)= Corr. (dB/m)+ Read Level (dBμV)																																																
3. Margin (dB) = Peak/AVG (dBμV/m)-Limit PK/AVG(dBμV/m)																																																
4. The tests evaluated1-40GHz,The testing has been conformed to the 10th harmonic of the highest fundamental frequency or 40GHz.																																																
5. No report for the emission which more than 20dB below the prescribed limit.																																																



Temperature:	24.5°C	Relative Humidity:	49%					
Test Voltage:	AC 120V/60Hz							
Ant. Pol.	Horizontal							
Test Mode:	TX 802.11ac(VHT80) Mode 5775MHz (U-NII-3) -MIMO							
No.	Frequency (MHz)	Reading (dBuV)	Factor (dB/m)	Level (dBuV/m)	Limit (dBuV/m)	Margin (dB)	Detector	P/F
1	11545.200	35.49	8.84	44.33	54.00	-9.67	AVG	P
2	11554.800	46.97	8.80	55.77	68.30	-12.53	peak	P
3 *	17329.400	38.20	14.03	52.23	54.00	-1.77	AVG	P
4	17342.200	48.39	14.11	62.50	68.30	-5.80	peak	P
<p>Remark:</p> <ol style="list-style-type: none"> 1. Corr. = Antenna Factor (dB/m) + Cable Loss (dB) 2. Peak/AVG (dBμV/m)= Corr. (dB/m)+ Read Level (dBμV) 3. Margin (dB) = Peak/AVG (dBμV/m)-Limit PK/AVG(dBμV/m) 4. The tests evaluated1-40GHz,The testing has been conformed to the 10th harmonic of the highest fundamental frequency or 40GHz. 5. No report for the emission which more than 20dB below the prescribed limit. 								

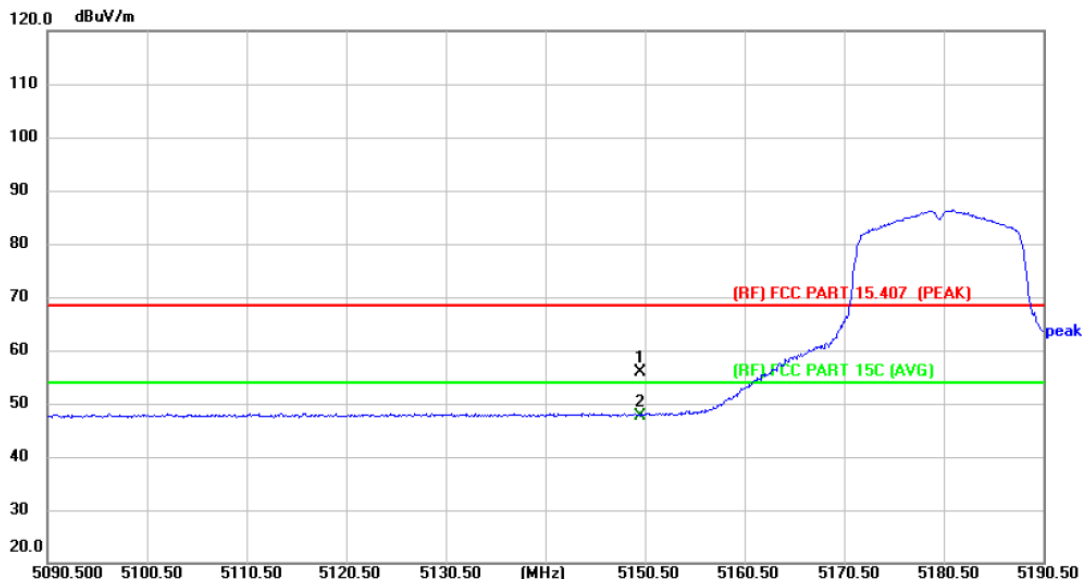
Temperature:	24.5°C	Relative Humidity:	49%					
Test Voltage:	AC 120V/60Hz							
Ant. Pol.	Vertical							
Test Mode:	TX 802.11ac(VHT80) Mode 5775MHz (U-NII-3) -MIMO							
No.	Frequency (MHz)	Reading (dBuV)	Factor (dB/m)	Level (dBuV/m)	Limit (dBuV/m)	Margin (dB)	Detector	P/F
1	11540.400	51.08	8.86	59.94	68.30	-8.36	peak	P
2	11545.200	42.86	8.84	51.70	54.00	-2.30	AVG	P
3	17327.000	48.61	14.01	62.62	68.30	-5.68	peak	P
4 *	17329.400	38.42	14.03	52.45	54.00	-1.55	AVG	P
<p>Remark:</p> <ol style="list-style-type: none"> 1. Corr. = Antenna Factor (dB/m) + Cable Loss (dB) 2. Peak/AVG (dBμV/m)= Corr. (dB/m)+ Read Level (dBμV) 3. Margin (dB) = Peak/AVG (dBμV/m)-Limit PK/AVG(dBμV/m) 4. The tests evaluated1-40GHz,The testing has been conformed to the 10th harmonic of the highest fundamental frequency or 40GHz. 5. No report for the emission which more than 20dB below the prescribed limit. 								



Attachment C-- Restricted Bands Requirement Test Data

Radiation Test

Temperature:	22.8°C	Relative Humidity:	47%
Test Voltage:	AC 120V/60Hz		
Ant. Pol.	Horizontal		
Test Mode:	TX 802.11a Mode 5180 MHz (U-NII-1)-SISO		
Remark:			



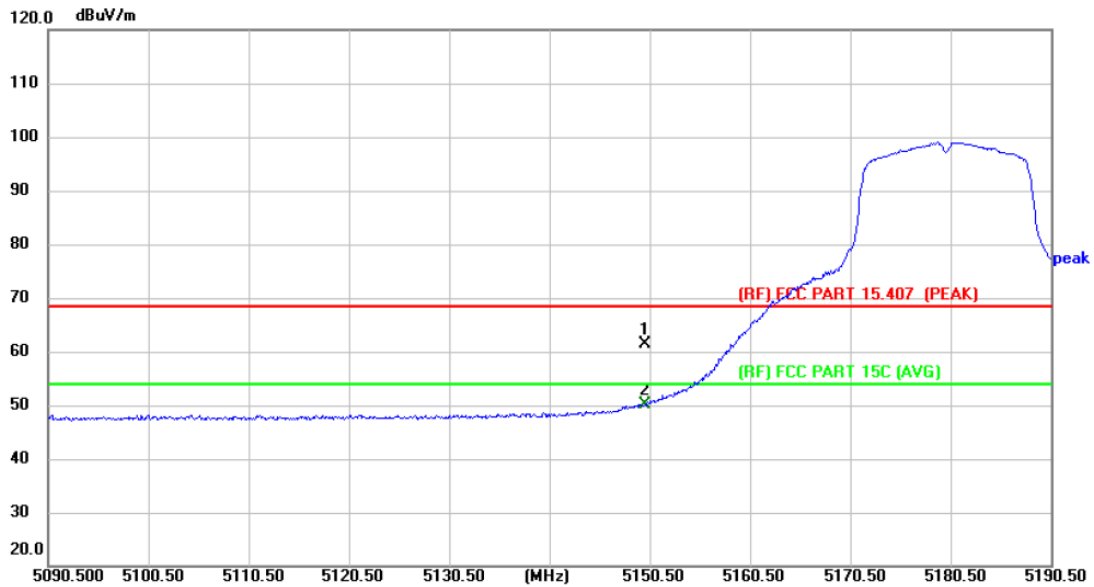
No.	Frequency (MHz)	Reading (dBuV)	Factor (dB/m)	Level (dBuV/m)	Limit (dBuV/m)	Margin (dB)	Detector	P/F
1	5150.000	47.93	7.91	55.84	68.30	-12.46	peak	P
2 *	5150.000	39.83	7.91	47.74	54.00	-6.26	AVG	P

Remark:

1. Corr. = Antenna Factor (dB/m) + Cable Loss (dB)
2. Peak/AVG (dBuV/m) = Corr. (dB/m) + Read Level (dBuV)
3. Margin (dB) = Peak/AVG (dBuV/m) - Limit PK/AVG (dBuV/m)



Temperature:	22.8°C	Relative Humidity:	47%
Test Voltage:	AC 120V/60Hz		
Ant. Pol.	Vertical		
Test Mode:	TX 802.11a Mode 5180 MHz (U-NII-1) -SISO		
Remark:			



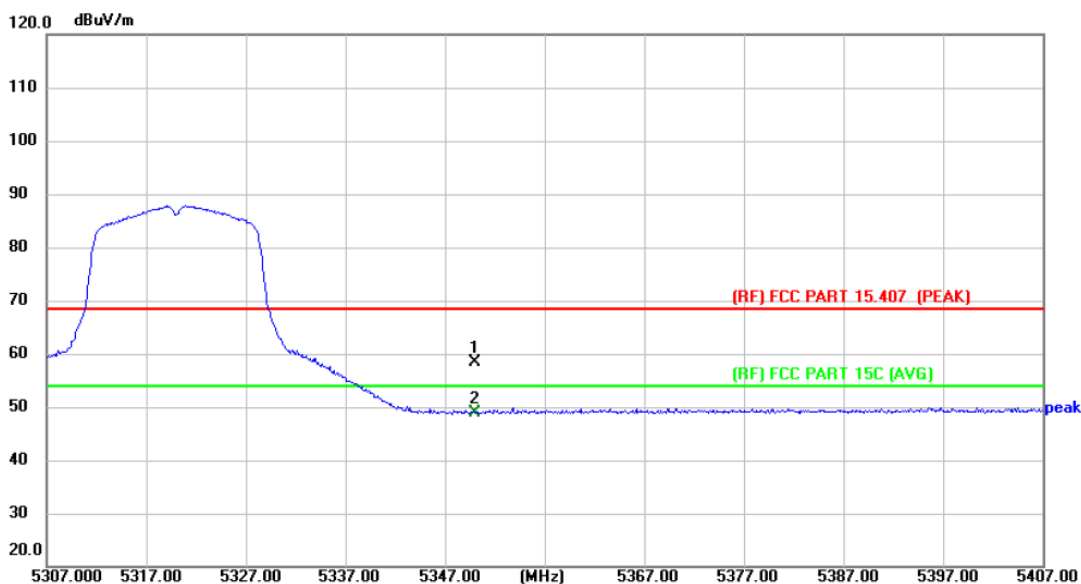
No.	Frequency (MHz)	Reading (dBuV)	Factor (dB/m)	Level (dBuV/m)	Limit (dBuV/m)	Margin (dB)	Detector	P/F
1	5150.000	53.41	7.91	61.32	68.30	-6.98	peak	P
2 *	5150.000	42.24	7.91	50.15	54.00	-3.85	AVG	P

Remark:

1. Corr. = Antenna Factor (dB/m) + Cable Loss (dB)
2. Peak/AVG (dBuV/m) = Corr. (dB/m) + Read Level (dBuV)
3. Margin (dB) = Peak/AVG (dBuV/m) - Limit PK/AVG (dBuV/m)



Temperature:	22.8°C	Relative Humidity:	47%
Test Voltage:	AC 120V/60Hz		
Ant. Pol.	Horizontal		
Test Mode:	TX 802.11a Mode 5320 MHz (U-NII-2A) -SISO		
Remark:			



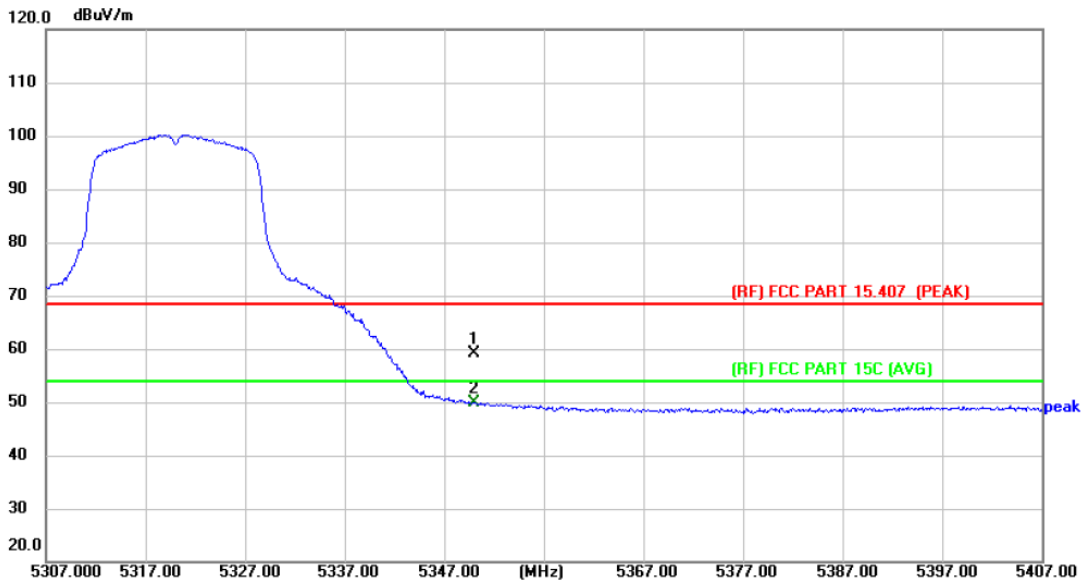
No.	Frequency (MHz)	Reading (dBuV)	Factor (dB/m)	Level (dBuV/m)	Limit (dBuV/m)	Margin (dB)	Detector	P/F
1	5350.000	49.72	8.55	58.27	68.30	-10.03	peak	P
2 *	5350.000	40.43	8.55	48.98	54.00	-5.02	AVG	P

Remark:

1. Corr. = Antenna Factor (dB/m) + Cable Loss (dB)
2. Peak/AVG (dBuV/m) = Corr. (dB/m) + Read Level (dBuV)
3. Margin (dB) = Peak/AVG (dBuV/m) - Limit PK/AVG (dBuV/m)



Temperature:	22.8°C	Relative Humidity:	47%
Test Voltage:	AC 120V/60Hz		
Ant. Pol.	Vertical		
Test Mode:	TX 802.11a Mode 5320 MHz (U-NII-2A) -SISO		
Remark:			



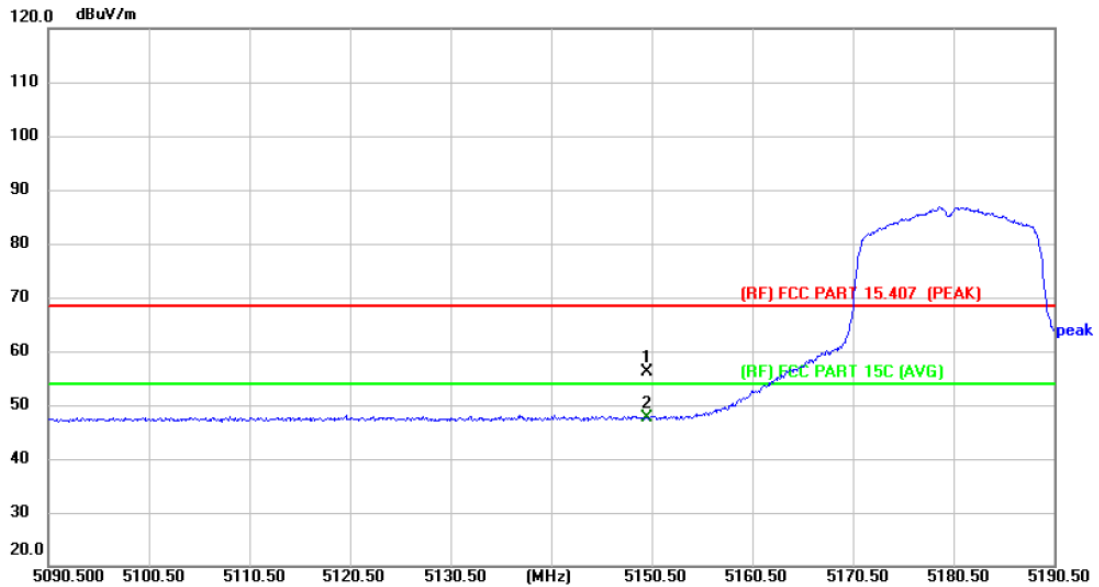
No.	Frequency (MHz)	Reading (dBuV)	Factor (dB/m)	Level (dBuV/m)	Limit (dBuV/m)	Margin (dB)	Detector	P/F
1	5350.000	50.65	8.55	59.20	68.30	-9.10	peak	P
2 *	5350.000	41.29	8.55	49.84	54.00	-4.16	AVG	P

Remark:

1. Corr. = Antenna Factor (dB/m) + Cable Loss (dB)
2. Peak/AVG (dBuV/m) = Corr. (dB/m) + Read Level (dBuV)
3. Margin (dB) = Peak/AVG (dBuV/m) - Limit PK/AVG (dBuV/m)



Temperature:	22.8°C	Relative Humidity:	47%
Test Voltage:	AC 120V/60Hz		
Ant. Pol.	Horizontal		
Test Mode:	TX 802.11n(HT20) Mode 5180 MHz (U-NII-1) -MIMO		
Remark:			



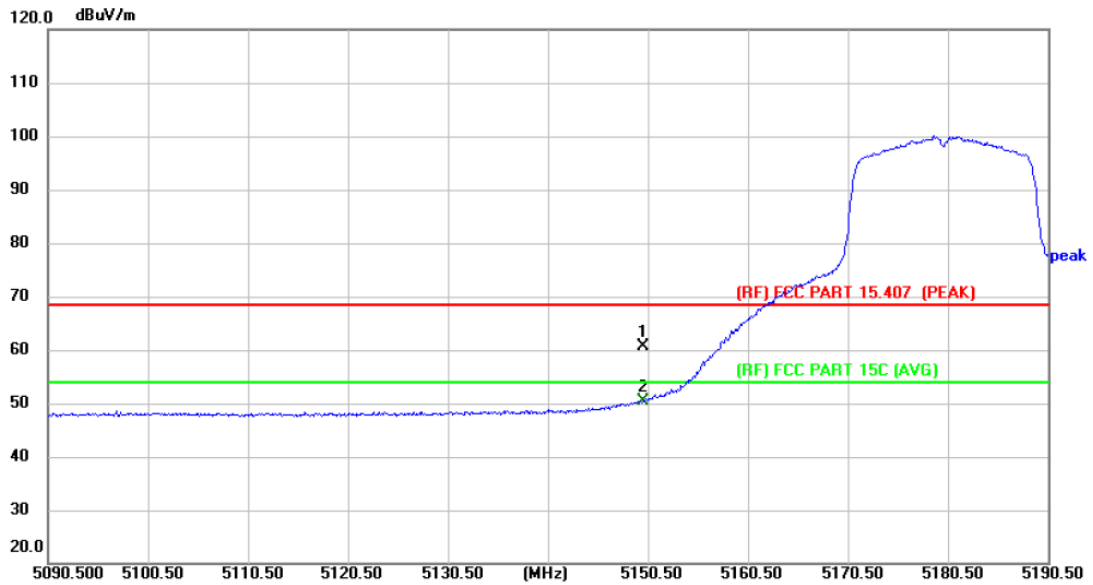
No.	Frequency (MHz)	Reading (dBuV)	Factor (dB/m)	Level (dBuV/m)	Limit (dBuV/m)	Margin (dB)	Detector	P/F
1	5150.000	48.25	7.91	56.16	68.30	-12.14	peak	P
2 *	5150.000	39.68	7.91	47.59	54.00	-6.41	AVG	P

Remark:

1. Corr. = Antenna Factor (dB/m) + Cable Loss (dB)
2. Peak/AVG (dBuV/m) = Corr. (dB/m) + Read Level (dBuV)
3. Margin (dB) = Peak/AVG (dBuV/m) - Limit PK/AVG (dBuV/m)



Temperature:	22.8°C	Relative Humidity:	47%
Test Voltage:	AC 120V/60Hz		
Ant. Pol.	Vertical		
Test Mode:	TX 802.11n(HT20) Mode 5180 MHz (U-NII-1) -MIMO		
Remark:			



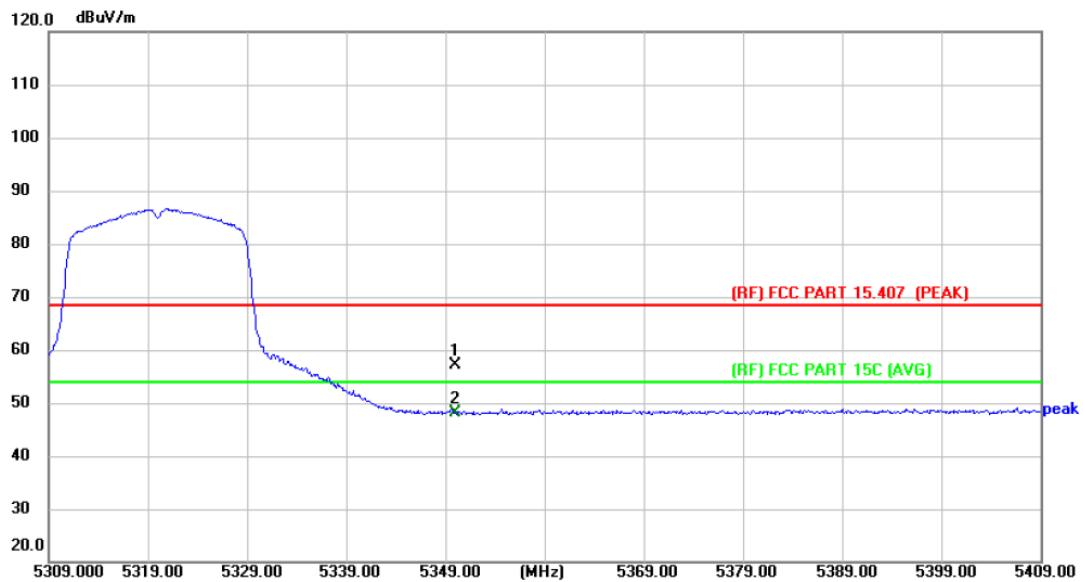
No.	Frequency (MHz)	Reading (dBuV)	Factor (dB/m)	Level (dBuV/m)	Limit (dBuV/m)	Margin (dB)	Detector	P/F
1	5150.000	52.72	7.91	60.63	68.30	-7.67	peak	P
2 *	5150.000	42.49	7.91	50.40	54.00	-3.60	AVG	P

Remark:

1. Corr. = Antenna Factor (dB/m) + Cable Loss (dB)
2. Peak/AVG (dBuV/m) = Corr. (dB/m) + Read Level (dBuV)
3. Margin (dB) = Peak/AVG (dBuV/m) - Limit PK/AVG (dBuV/m)



Temperature:	22.8°C	Relative Humidity:	47%
Test Voltage:	AC 120V/60Hz		
Ant. Pol.	Horizontal		
Test Mode:	TX 802.11n(HT20) Mode 5320MHz (U-NII-2A) -MIMO		
Remark:			



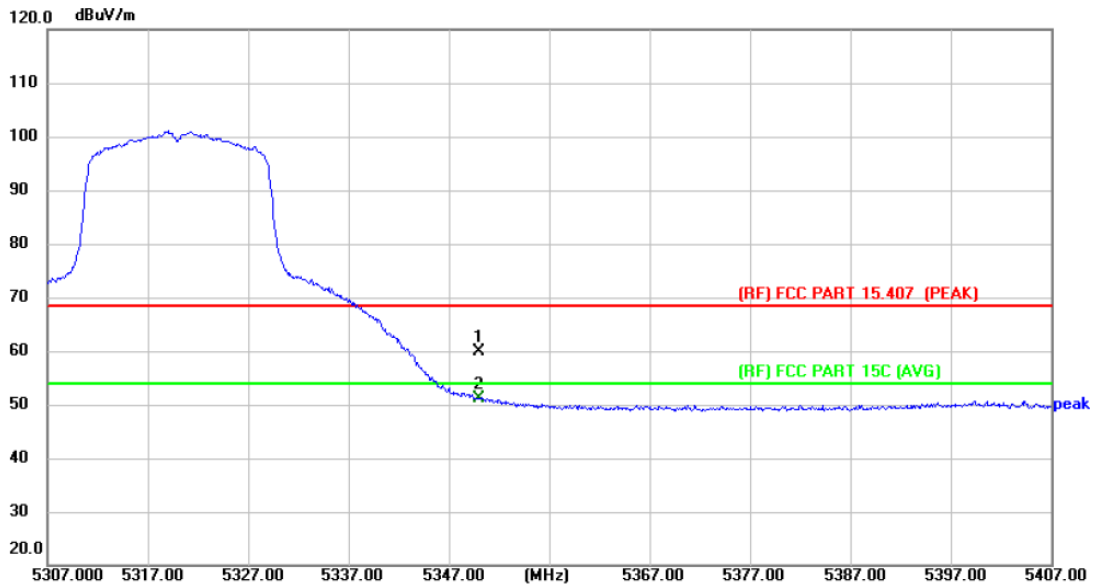
No.	Frequency (MHz)	Reading (dBuV)	Factor (dB/m)	Level (dBuV/m)	Limit (dBuV/m)	Margin (dB)	Detector	P/F
1	5350.000	48.47	8.55	57.02	68.30	-11.28	peak	P
2 *	5350.000	39.70	8.55	48.25	54.00	-5.75	AVG	P

Remark:

1. Corr. = Antenna Factor (dB/m) + Cable Loss (dB)
2. Peak/AVG (dBuV/m) = Corr. (dB/m) + Read Level (dBuV)
3. Margin (dB) = Peak/AVG (dBuV/m) - Limit PK/AVG (dBuV/m)



Temperature:	22.8°C	Relative Humidity:	47%
Test Voltage:	AC 120V/60Hz		
Ant. Pol.	Vertical		
Test Mode:	TX 802.11n(HT20) Mode 5320 MHz (U-NII-2A) -MIMO		
Remark:			



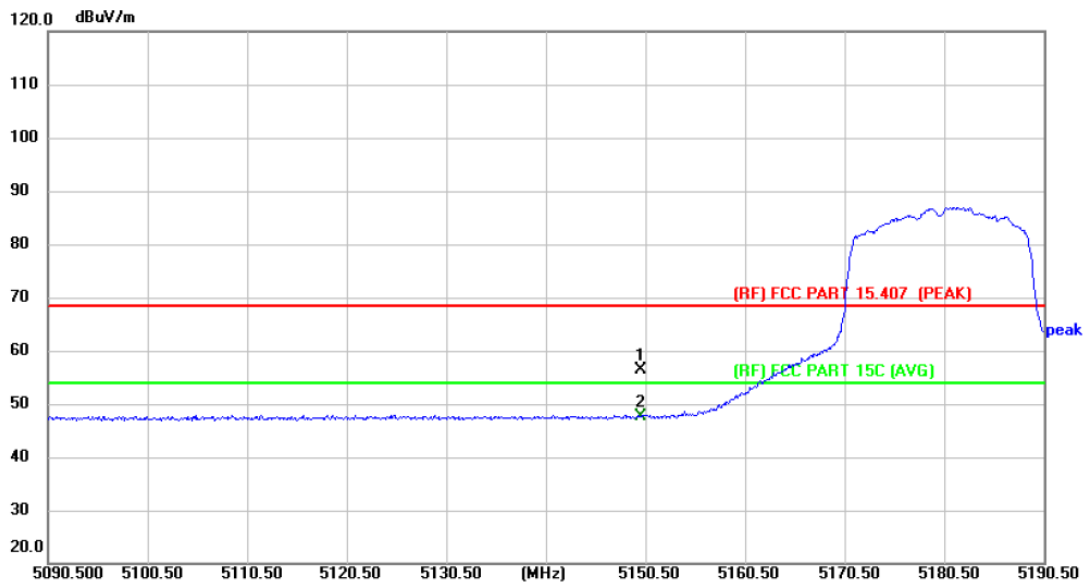
No.	Frequency (MHz)	Reading (dBuV)	Factor (dB/m)	Level (dBuV/m)	Limit (dBuV/m)	Margin (dB)	Detector	P/F
1	5350.000	51.30	8.55	59.85	68.30	-8.45	peak	P
2 *	5350.000	42.67	8.55	51.22	54.00	-2.78	AVG	P

Remark:

1. Corr. = Antenna Factor (dB/m) + Cable Loss (dB)
2. Peak/AVG (dBuV/m) = Corr. (dB/m) + Read Level (dBuV)
3. Margin (dB) = Peak/AVG (dBuV/m) - Limit PK/AVG (dBuV/m)



Temperature:	22.8°C	Relative Humidity:	47%
Test Voltage:	AC 120V/60Hz		
Ant. Pol.	Horizontal		
Test Mode:	TX 802.11ac(VHT20) Mode 5180 MHz (U-NII-1) -MIMO		
Remark:			



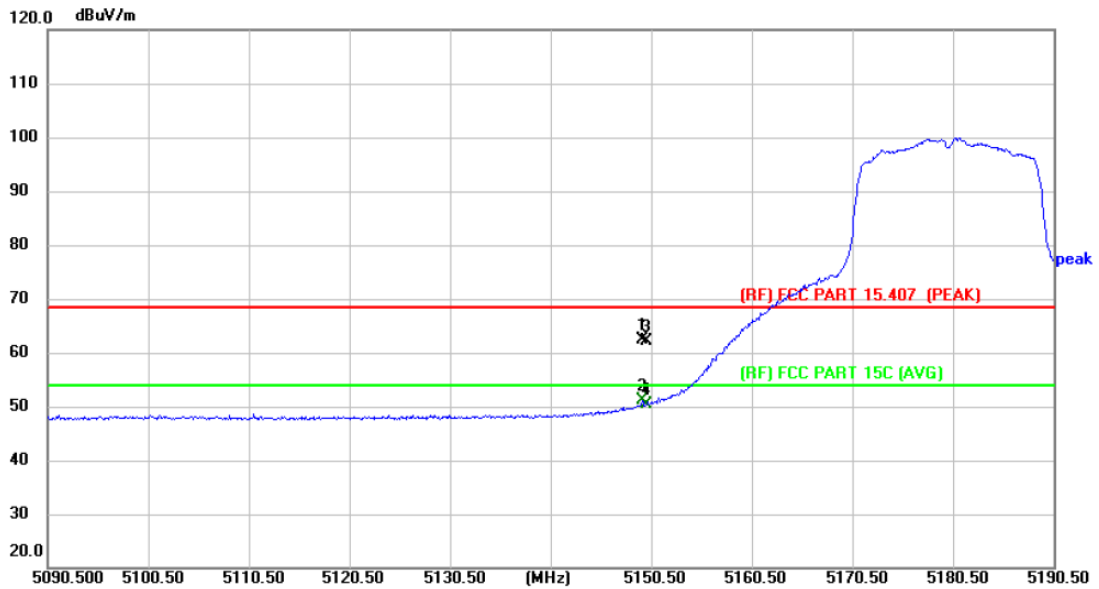
No.	Frequency (MHz)	Reading (dBuV)	Factor (dB/m)	Level (dBuV/m)	Limit (dBuV/m)	Margin (dB)	Detector	P/F
1	5150.000	48.48	7.91	56.39	68.30	-11.91	peak	P
2 *	5150.000	39.76	7.91	47.67	54.00	-6.33	AVG	P

Remark:

1. Corr. = Antenna Factor (dB/m) + Cable Loss (dB)
2. Peak/AVG (dBuV/m) = Corr. (dB/m) + Read Level (dBuV)
3. Margin (dB) = Peak/AVG (dBuV/m) - Limit PK/AVG (dBuV/m)



Temperature:	22.8°C	Relative Humidity:	47%
Test Voltage:	AC 120V/60Hz		
Ant. Pol.	Vertical		
Test Mode:	TX 802.11ac(VHT20) Mode 5180 MHz (U-NII-1) -MIMO		
Remark:			



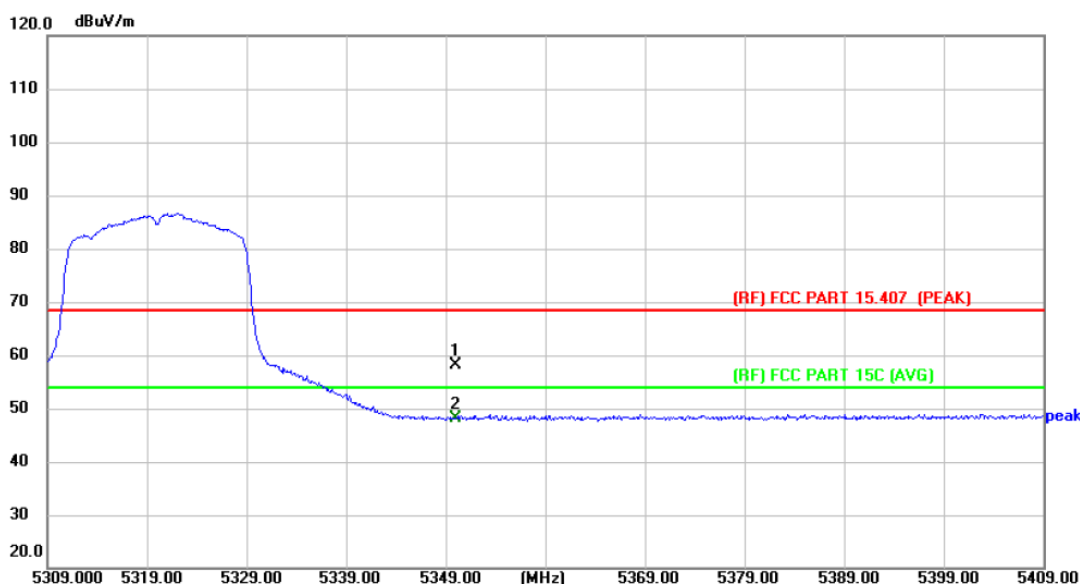
No.	Frequency (MHz)	Reading (dBuV)	Factor (dB/m)	Level (dBuV/m)	Limit (dBuV/m)	Margin (dB)	Detector	P/F
1	5149.600	54.46	7.91	62.37	68.30	-5.93	peak	P
2 *	5149.600	43.13	7.91	51.04	54.00	-2.96	AVG	P
3	5150.000	54.26	7.91	62.17	68.30	-6.13	peak	P
4	5150.000	42.40	7.91	50.31	54.00	-3.69	AVG	P

Remark:

1. Corr. = Antenna Factor (dB/m) + Cable Loss (dB)
2. Peak/AVG (dBuV/m) = Corr. (dB/m) + Read Level (dBuV)
3. Margin (dB) = Peak/AVG (dBuV/m) - Limit PK/AVG (dBuV/m)



Temperature:	22.8°C	Relative Humidity:	47%
Test Voltage:	AC 120V/60Hz		
Ant. Pol.	Horizontal		
Test Mode:	TX 802.11ac(VHT20) Mode 5320 MHz (U-NII-2A) -MIMO		
Remark:			



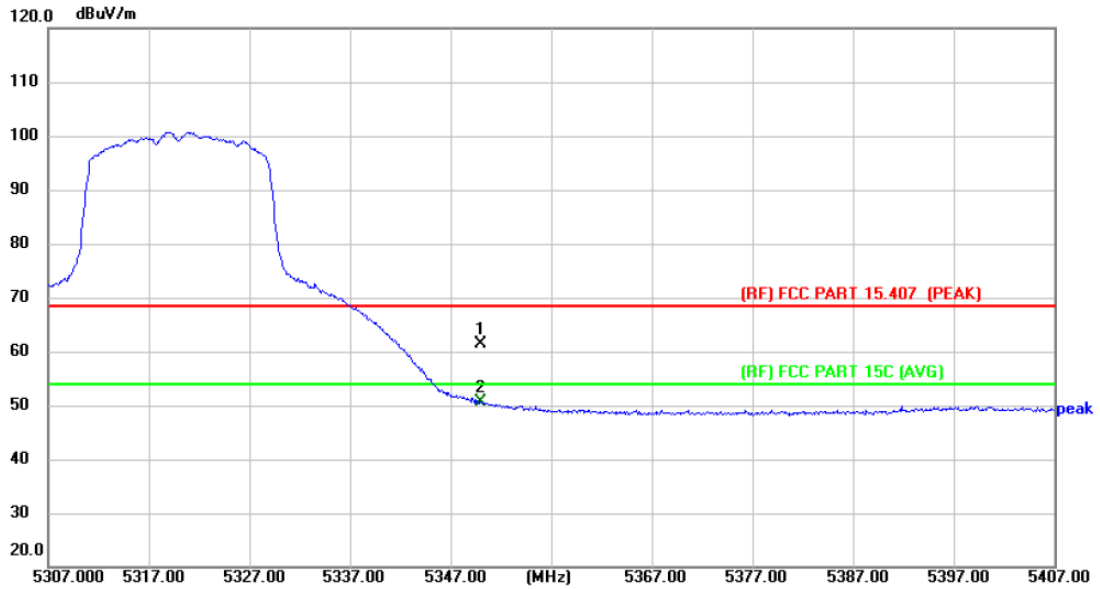
No.	Frequency (MHz)	Reading (dBuV)	Factor (dB/m)	Level (dBuV/m)	Limit (dBuV/m)	Margin (dB)	Detector	P/F
1	5350.000	49.57	8.55	58.12	68.30	-10.18	peak	P
2 *	5350.000	39.70	8.55	48.25	54.00	-5.75	AVG	P

Remark:

1. Corr. = Antenna Factor (dB/m) + Cable Loss (dB)
2. Peak/AVG (dBuV/m) = Corr. (dB/m) + Read Level (dBuV)
3. Margin (dB) = Peak/AVG (dBuV/m) - Limit PK/AVG (dBuV/m)



Temperature:	22.8°C	Relative Humidity:	47%
Test Voltage:	AC 120V/60Hz		
Ant. Pol.	Vertical		
Test Mode:	TX 802.11ac(VHT20) Mode 5320 MHz (U-NII-2A) -MIMO		
Remark:			



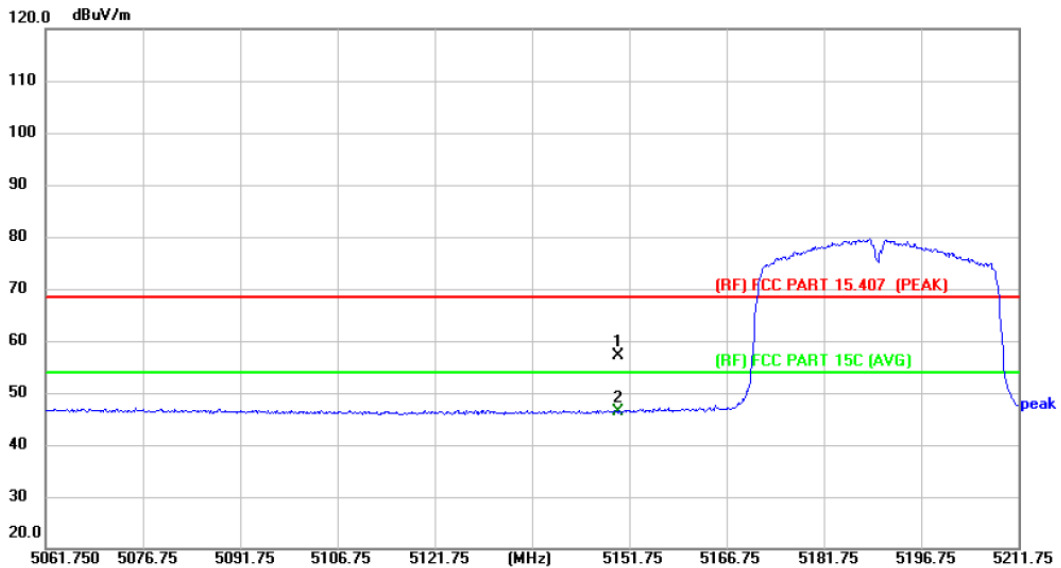
No.	Frequency (MHz)	Reading (dBuV)	Factor (dB/m)	Level (dBuV/m)	Limit (dBuV/m)	Margin (dB)	Detector	P/F
1	5350.000	52.80	8.55	61.35	68.30	-6.95	peak	P
2 *	5350.000	42.13	8.55	50.68	54.00	-3.32	AVG	P

Remark:

1. Corr. = Antenna Factor (dB/m) + Cable Loss (dB)
2. Peak/AVG (dBuV/m) = Corr. (dB/m) + Read Level (dBuV)
3. Margin (dB) = Peak/AVG (dBuV/m) - Limit PK/AVG (dBuV/m)



Temperature:	22.8°C	Relative Humidity:	47%
Test Voltage:	AC 120V/60Hz		
Ant. Pol.	Horizontal		
Test Mode:	TX 802.11n(HT40) Mode 5190 MHz (U-NII-1) -MIMO		
Remark:			



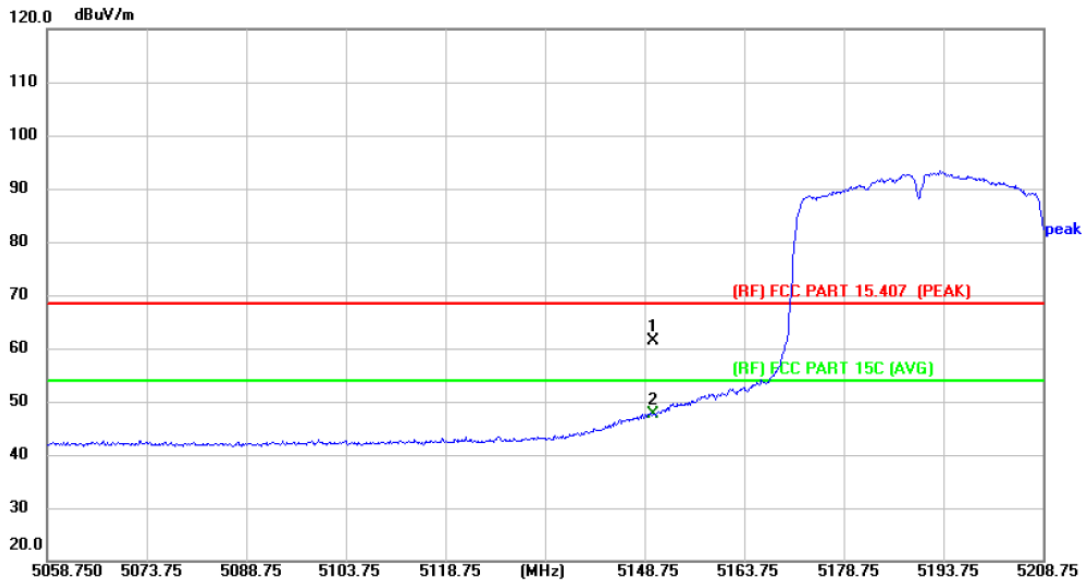
No.	Frequency (MHz)	Reading (dBuV)	Factor (dB/m)	Level (dBuV/m)	Limit (dBuV/m)	Margin (dB)	Detector	P/F
1	5150.000	45.19	11.91	57.10	68.30	-11.20	peak	P
2 *	5150.000	34.52	11.91	46.43	54.00	-7.57	AVG	P

Remark:

1. Corr. = Antenna Factor (dB/m) + Cable Loss (dB)
2. Peak/AVG (dBuV/m) = Corr. (dB/m) + Read Level (dBuV)
3. Margin (dB) = Peak/AVG (dBuV/m) - Limit PK/AVG (dBuV/m)



Temperature:	22.8°C	Relative Humidity:	47%
Test Voltage:	AC 120V/60Hz		
Ant. Pol.	Vertical		
Test Mode:	TX 802.11n(HT40) Mode 5190 MHz (U-NII-1) -MIMO		
Remark:			



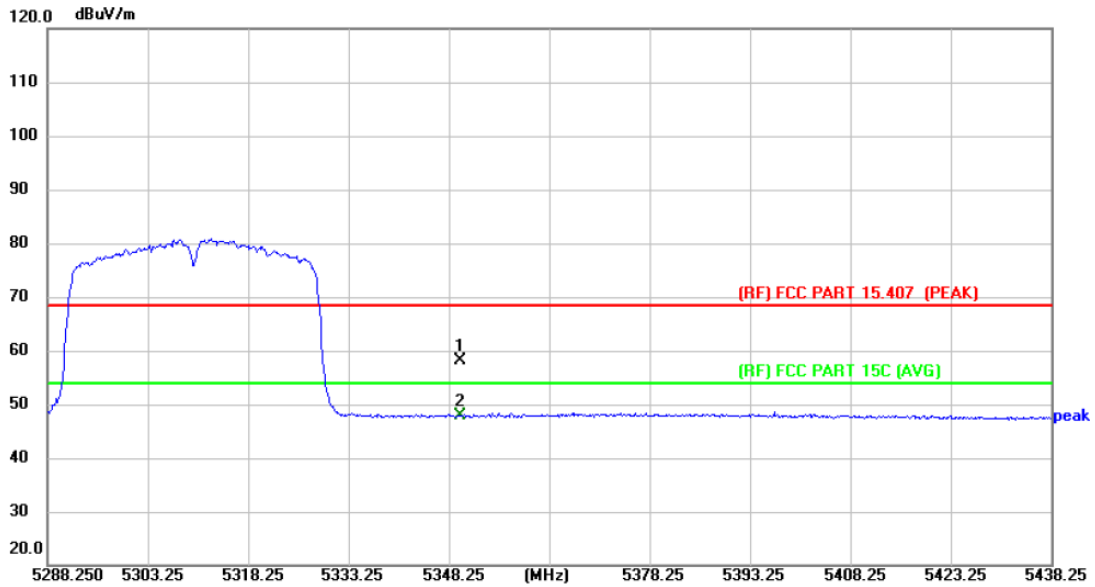
No.	Frequency (MHz)	Reading (dBuV)	Factor (dB/m)	Level (dBuV/m)	Limit (dBuV/m)	Margin (dB)	Detector	P/F
1	5150.000	53.49	7.91	61.40	68.30	-6.90	peak	P
2 *	5150.000	39.72	7.91	47.63	54.00	-6.37	AVG	P

Remark:

1. Corr. = Antenna Factor (dB/m) + Cable Loss (dB)
2. Peak/AVG (dBuV/m) = Corr. (dB/m) + Read Level (dBuV)
3. Margin (dB) = Peak/AVG (dBuV/m) - Limit PK/AVG (dBuV/m)



Temperature:	22.8°C	Relative Humidity:	47%
Test Voltage:	AC 120V/60Hz		
Ant. Pol.	Horizontal		
Test Mode:	TX 802.11n(HT40) Mode 5310 MHz (U-NII-2A) -MIMO		
Remark:			



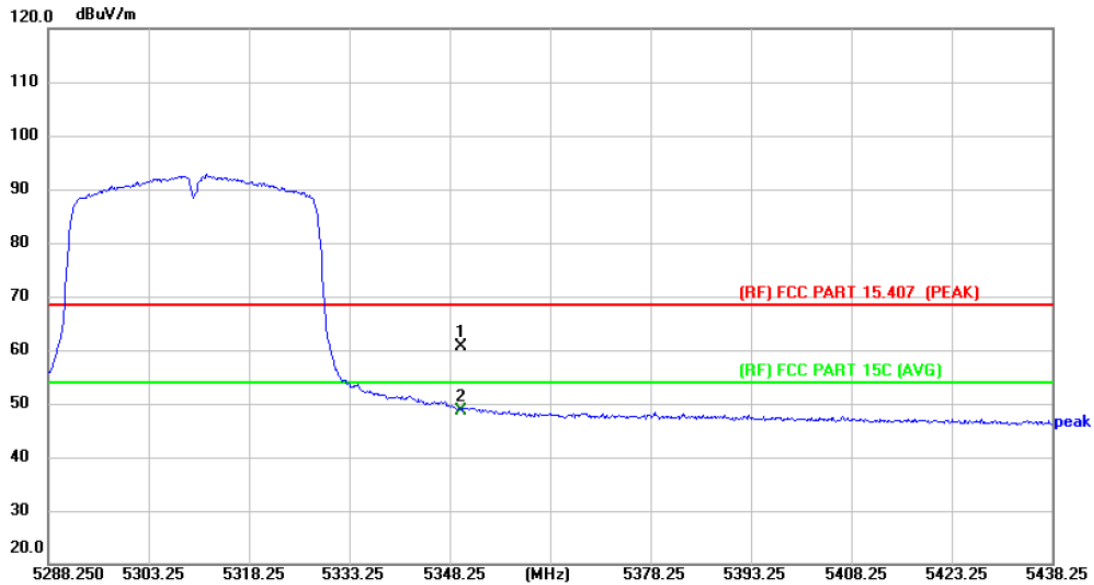
No.	Frequency (MHz)	Reading (dBuV)	Factor (dB/m)	Level (dBuV/m)	Limit (dBuV/m)	Margin (dB)	Detector	P/F
1	5350.000	45.55	12.55	58.10	68.30	-10.20	peak	P
2 *	5350.000	35.28	12.55	47.83	54.00	-6.17	AVG	P

Remark:

1. Corr. = Antenna Factor (dB/m) + Cable Loss (dB)
2. Peak/AVG (dBuV/m) = Corr. (dB/m) + Read Level (dBuV)
3. Margin (dB) = Peak/AVG (dBuV/m) - Limit PK/AVG (dBuV/m)



Temperature:	22.8°C	Relative Humidity:	47%
Test Voltage:	AC 120V/60Hz		
Ant. Pol.	Vertical		
Test Mode:	TX 802.11n(HT40) Mode 5310 MHz (U-NII-2A) -MIMO		
Remark:			



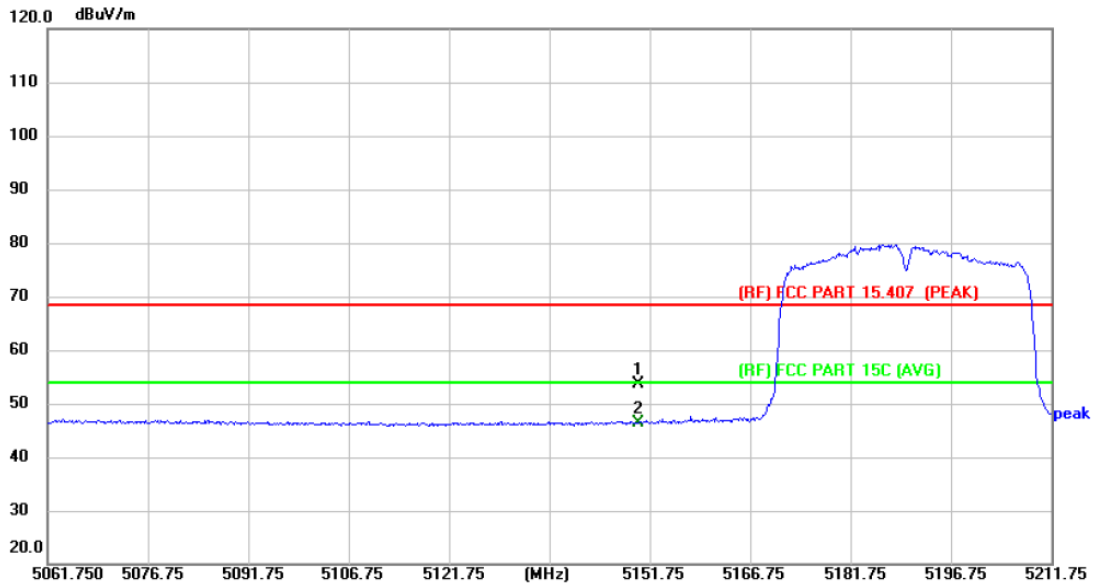
No.	Frequency (MHz)	Reading (dBuV)	Factor (dB/m)	Level (dBuV/m)	Limit (dBuV/m)	Margin (dB)	Detector	P/F
1	5350.000	47.98	12.55	60.53	68.30	-7.77	peak	P
2 *	5350.000	36.19	12.55	48.74	54.00	-5.26	AVG	P

Remark:

1. Corr. = Antenna Factor (dB/m) + Cable Loss (dB)
2. Peak/AVG (dBuV/m) = Corr. (dB/m) + Read Level (dBuV)
3. Margin (dB) = Peak/AVG (dBuV/m) - Limit PK/AVG (dBuV/m)



Temperature:	22.8°C	Relative Humidity:	47%
Test Voltage:	AC 120V/60Hz		
Ant. Pol.	Horizontal		
Test Mode:	TX 802.11ac(VHT40) Mode 5190 MHz (U-NII-1) -MIMO		
Remark:			



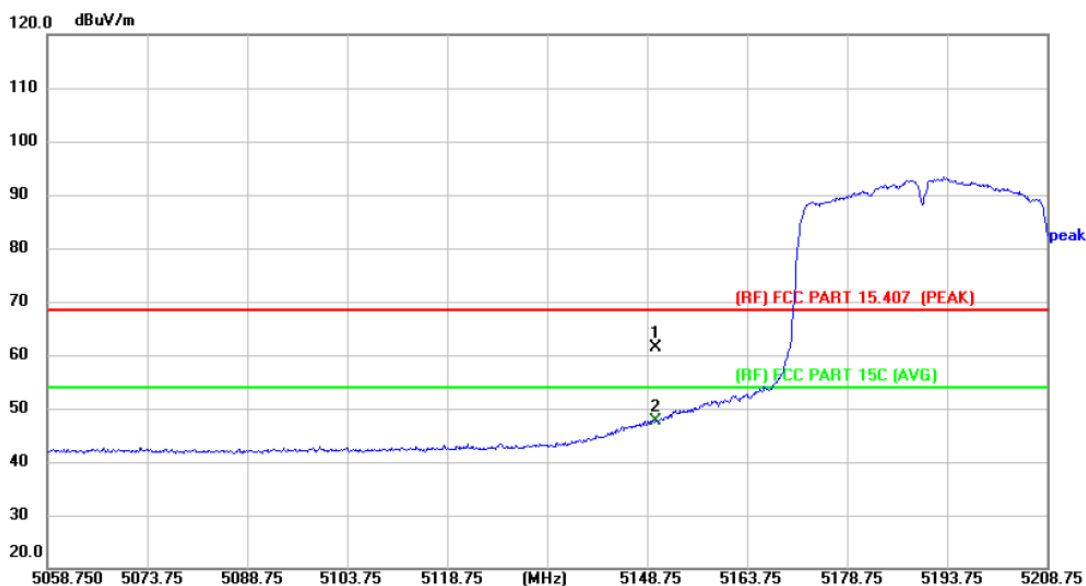
No.	Frequency (MHz)	Reading (dBuV)	Factor (dB/m)	Level (dBuV/m)	Limit (dBuV/m)	Margin (dB)	Detector	P/F
1	5150.000	41.78	11.91	53.69	68.30	-14.61	peak	P
2 *	5150.000	34.42	11.91	46.33	54.00	-7.67	AVG	P

Remark:

1. Corr. = Antenna Factor (dB/m) + Cable Loss (dB)
2. Peak/AVG (dBuV/m) = Corr. (dB/m) + Read Level (dBuV)
3. Margin (dB) = Peak/AVG (dBuV/m) - Limit PK/AVG (dBuV/m)



Temperature:	22.8°C	Relative Humidity:	47%
Test Voltage:	AC 120V/60Hz		
Ant. Pol.	Vertical		
Test Mode:	TX 802.11ac(VHT40) Mode 5190 MHz (U-NII-1) -MIMO		
Remark:			



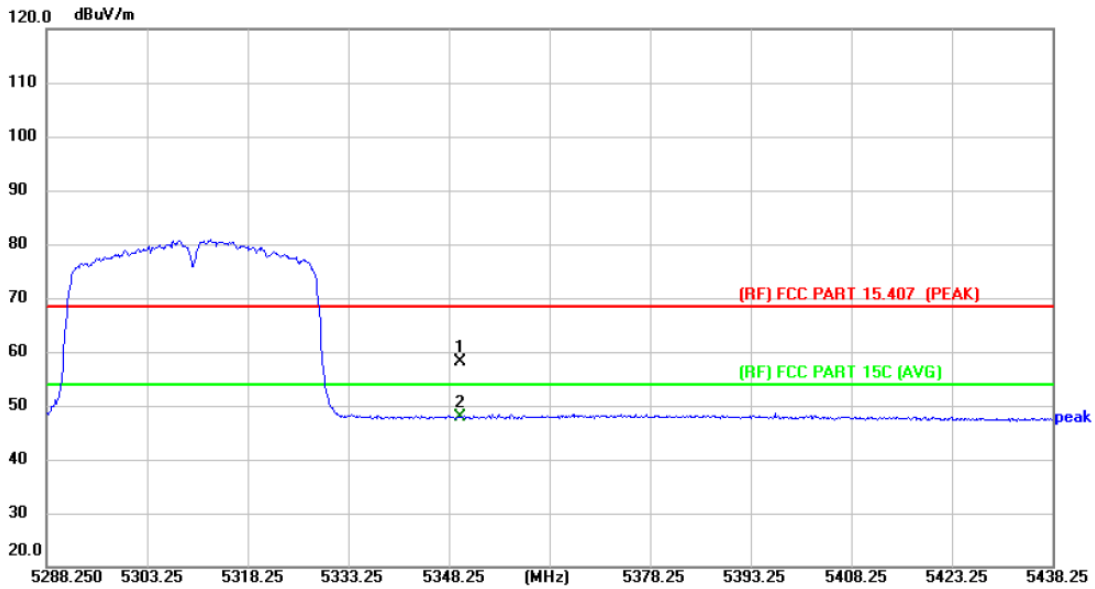
No.	Frequency (MHz)	Reading (dBuV)	Factor (dB/m)	Level (dBuV/m)	Limit (dBuV/m)	Margin (dB)	Detector	P/F
1	5150.000	53.49	7.91	61.40	68.30	-6.90	peak	P
2 *	5150.000	39.72	7.91	47.63	54.00	-6.37	AVG	P

Remark:

1. Corr. = Antenna Factor (dB/m) + Cable Loss (dB)
2. Peak/AVG (dBuV/m) = Corr. (dB/m) + Read Level (dBuV)
3. Margin (dB) = Peak/AVG (dBuV/m) - Limit PK/AVG (dBuV/m)



Temperature:	22.8°C	Relative Humidity:	47%
Test Voltage:	AC 120V/60Hz		
Ant. Pol.	Horizontal		
Test Mode:	TX 802.11ac(VHT40) Mode 5310 MHz (U-NII-2A) -MIMO		
Remark:			



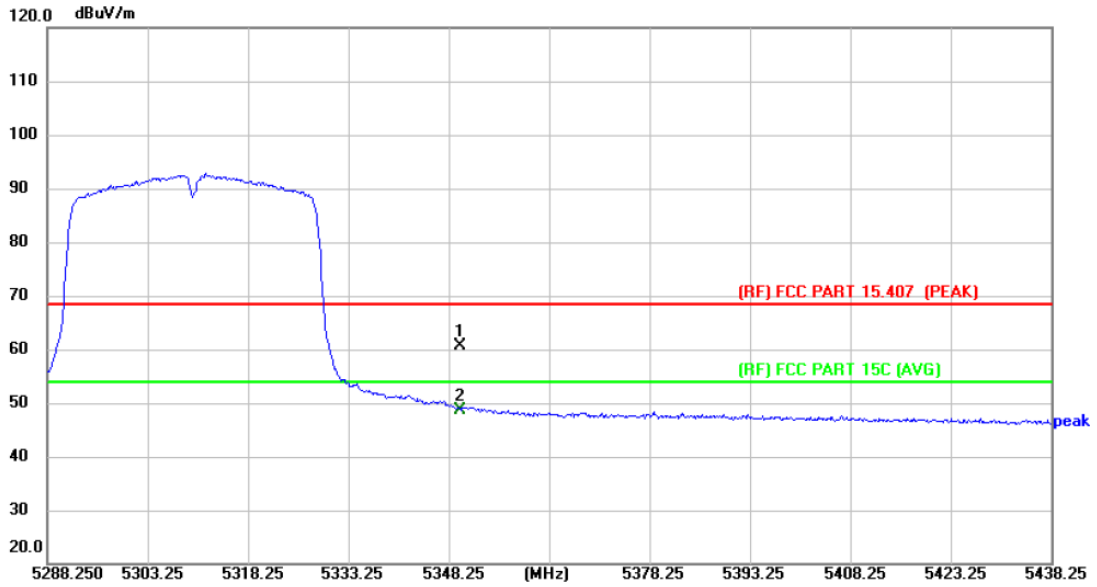
No.	Frequency (MHz)	Reading (dBuV)	Factor (dB/m)	Level (dBuV/m)	Limit (dBuV/m)	Margin (dB)	Detector	P/F
1	5350.000	45.55	12.55	58.10	68.30	-10.20	peak	P
2 *	5350.000	35.28	12.55	47.83	54.00	-6.17	AVG	P

Remark:

1. Corr. = Antenna Factor (dB/m) + Cable Loss (dB)
2. Peak/AVG (dBuV/m) = Corr. (dB/m) + Read Level (dBuV)
3. Margin (dB) = Peak/AVG (dBuV/m) - Limit PK/AVG (dBuV/m)



Temperature:	22.8°C	Relative Humidity:	47%
Test Voltage:	AC 120V/60Hz		
Ant. Pol.	Vertical		
Test Mode:	TX 802.11ac(VHT40) Mode 5310 MHz (U-NII-2A) -MIMO		
Remark:			



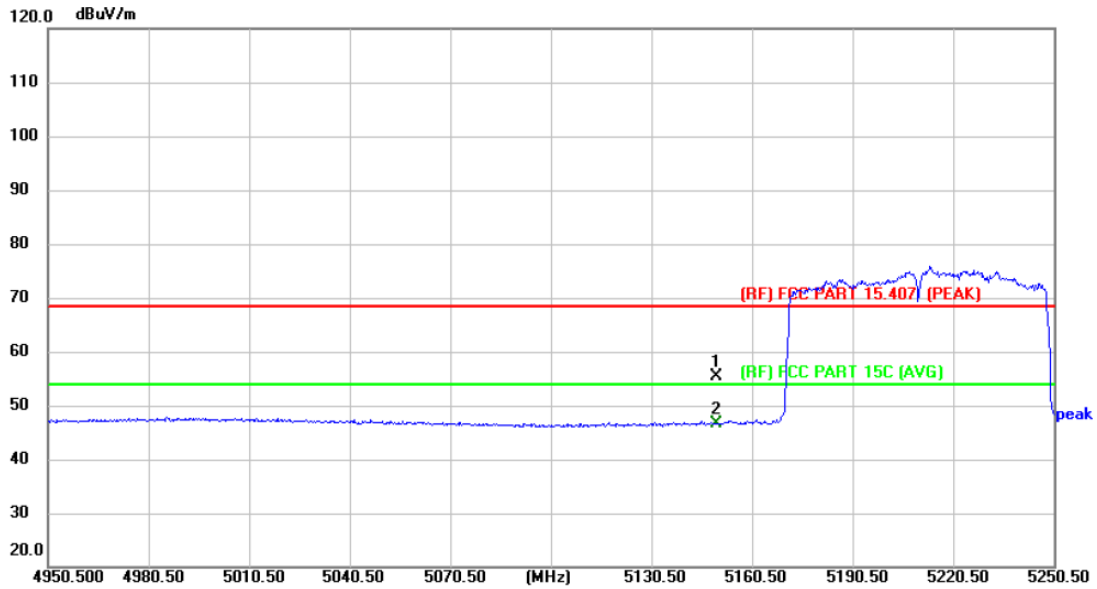
No.	Frequency (MHz)	Reading (dBuV)	Factor (dB/m)	Level (dBuV/m)	Limit (dBuV/m)	Margin (dB)	Detector	P/F
1	5350.000	47.98	12.55	60.53	68.30	-7.77	peak	P
2 *	5350.000	36.19	12.55	48.74	54.00	-5.26	AVG	P

Remark:

1. Corr. = Antenna Factor (dB/m) + Cable Loss (dB)
2. Peak/AVG (dBuV/m) = Corr. (dB/m) + Read Level (dBuV)
3. Margin (dB) = Peak/AVG (dBuV/m) - Limit PK/AVG (dBuV/m)



Temperature:	22.8°C	Relative Humidity:	47%
Test Voltage:	AC 120V/60Hz		
Ant. Pol.	Horizontal		
Test Mode:	TX 802.11ac(VHT80) Mode 5210 MHz (U-NII-1) -MIMO		
Remark:			



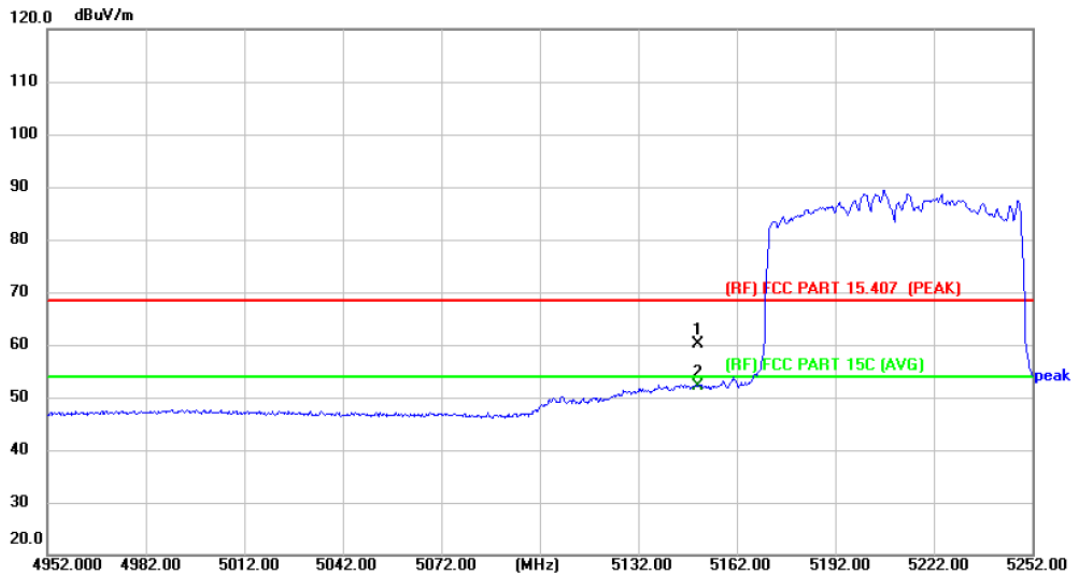
No.	Frequency (MHz)	Reading (dBuV)	Factor (dB/m)	Level (dBuV/m)	Limit (dBuV/m)	Margin (dB)	Detector	P/F
1	5150.000	43.48	11.91	55.39	68.30	-12.91	peak	P
2 *	5150.000	34.71	11.91	46.62	54.00	-7.38	AVG	P

Remark:

1. Corr. = Antenna Factor (dB/m) + Cable Loss (dB)
2. Peak/AVG (dBuV/m) = Corr. (dB/m) + Read Level (dBuV)
3. Margin (dB) = Peak/AVG (dBuV/m) - Limit PK/AVG (dBuV/m)



Temperature:	22.8°C	Relative Humidity:	47%
Test Voltage:	AC 120V/60Hz		
Ant. Pol.	Vertical		
Test Mode:	TX 802.11ac(VHT80) Mode 5210 MHz (U-NII-1) -MIMO		
Remark:			



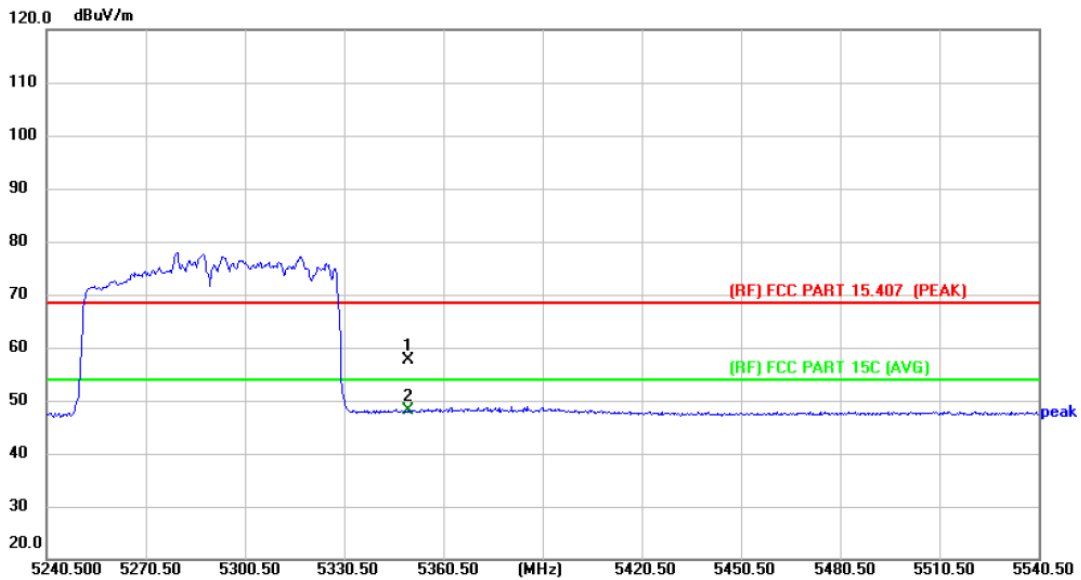
No.	Frequency (MHz)	Reading (dBuV)	Factor (dB/m)	Level (dBuV/m)	Limit (dBuV/m)	Margin (dB)	Detector	P/F
1	5150.000	48.11	11.91	60.02	68.30	-8.28	peak	P
2 *	5150.000	40.27	11.91	52.18	54.00	-1.82	AVG	P

Remark:

1. Corr. = Antenna Factor (dB/m) + Cable Loss (dB)
2. Peak/AVG (dBuV/m) = Corr. (dB/m) + Read Level (dBuV)
3. Margin (dB) = Peak/AVG (dBuV/m) - Limit PK/AVG (dBuV/m)



Temperature:	22.8°C	Relative Humidity:	47%
Test Voltage:	AC 120V/60Hz		
Ant. Pol.	Horizontal		
Test Mode:	TX 802.11ac(VHT80) Mode 5290 MHz (U-NII-2A) -MIMO		
Remark:			



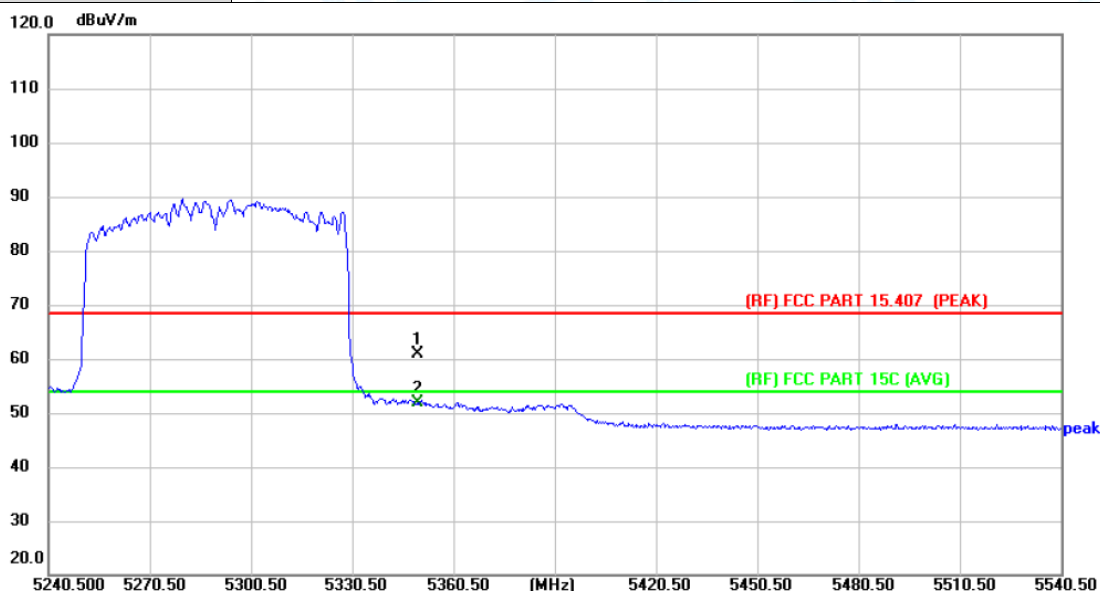
No.	Frequency (MHz)	Reading (dBuV)	Factor (dB/m)	Level (dBuV/m)	Limit (dBuV/m)	Margin (dB)	Detector	P/F
1	5350.000	44.98	12.55	57.53	68.30	-10.77	peak	P
2 *	5350.000	35.54	12.55	48.09	54.00	-5.91	AVG	P

Remark:

1. Corr. = Antenna Factor (dB/m) + Cable Loss (dB)
2. Peak/AVG (dBuV/m) = Corr. (dB/m) + Read Level (dBuV)
3. Margin (dB) = Peak/AVG (dBuV/m) - Limit PK/AVG (dBuV/m)



Temperature:	22.8°C	Relative Humidity:	47%
Test Voltage:	AC 120V/60Hz		
Ant. Pol.	Vertical		
Test Mode:	TX 802.11ac(VHT80) Mode 5290 MHz (U-NII-2A) -MIMO		
Remark:			



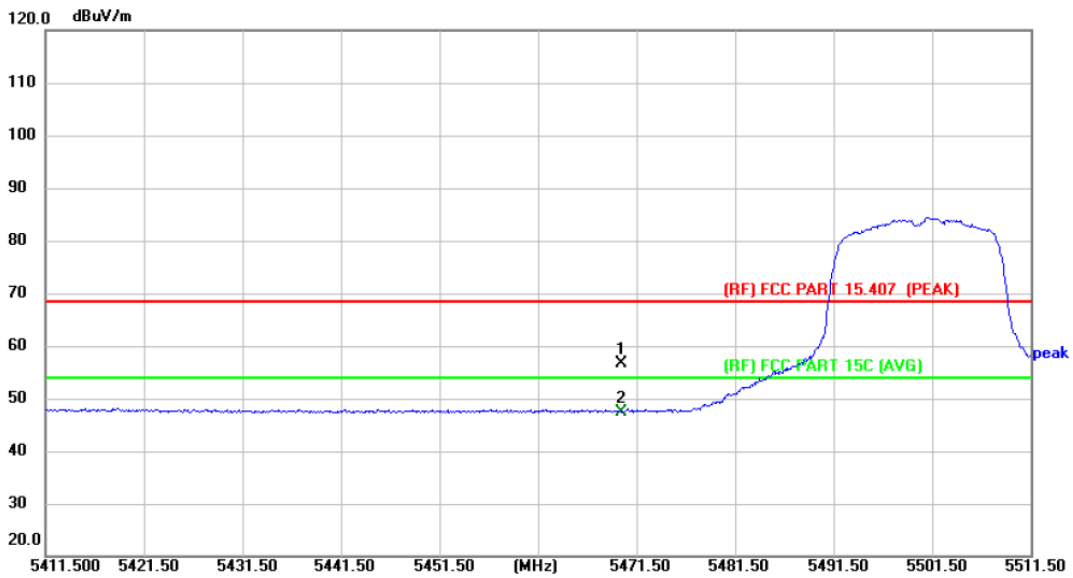
No.	Frequency (MHz)	Reading (dBuV)	Factor (dB/m)	Level (dBuV/m)	Limit (dBuV/m)	Margin (dB)	Detector	P/F
1	5350.000	48.21	12.55	60.76	68.30	-7.54	peak	P
2 *	5350.000	39.30	12.55	51.85	54.00	-2.15	AVG	P

Remark:

1. Corr. = Antenna Factor (dB/m) + Cable Loss (dB)
2. Peak/AVG (dBuV/m) = Corr. (dB/m) + Read Level (dBuV)
3. Margin (dB) = Peak/AVG (dBuV/m) - Limit PK/AVG (dBuV/m)



Temperature:	22.8°C	Relative Humidity:	47%
Test Voltage:	AC 120V/60Hz		
Ant. Pol.	Horizontal		
Test Mode:	TX 802.11a Mode 5500 MHz (U-NII-2C) -SISO		
Remark:			



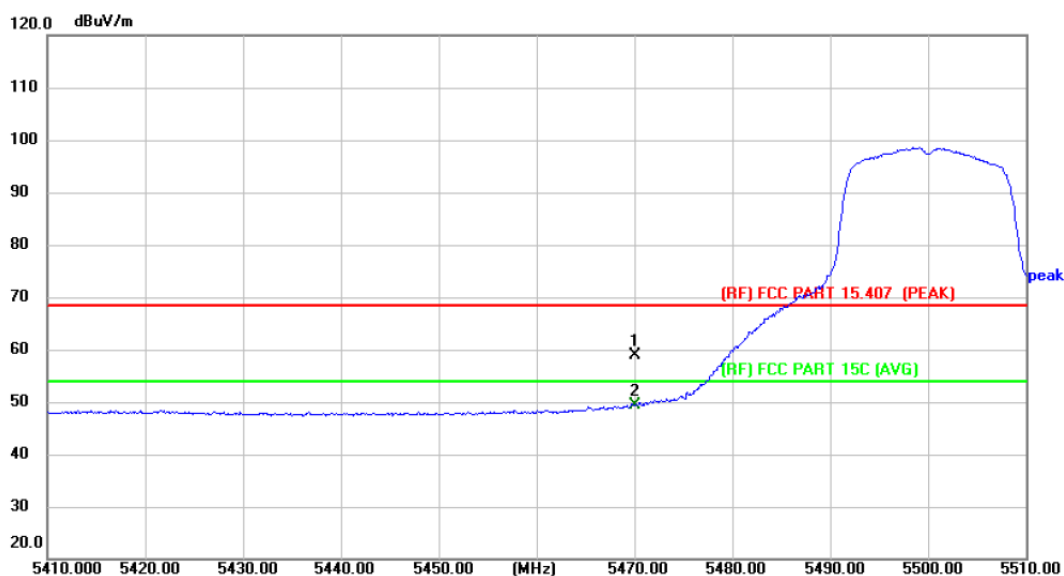
No.	Frequency (MHz)	Reading (dBuV)	Factor (dB/m)	Level (dBuV/m)	Limit (dBuV/m)	Margin (dB)	Detector	P/F
1	5470.000	43.41	13.19	56.60	68.30	-11.70	peak	P
2 *	5470.000	34.28	13.19	47.47	54.00	-6.53	AVG	P

Remark:

1. Corr. = Antenna Factor (dB/m) + Cable Loss (dB)
2. Peak/AVG (dBuV/m) = Corr. (dB/m) + Read Level (dBuV)
3. Margin (dB) = Peak/AVG (dBuV/m) - Limit PK/AVG (dBuV/m)



Temperature:	22.8°C	Relative Humidity:	47%
Test Voltage:	AC 120V/60Hz		
Ant. Pol.	Vertical		
Test Mode:	TX 802.11a Mode 5500 MHz (U-NII-2C)-SISO		
Remark:			



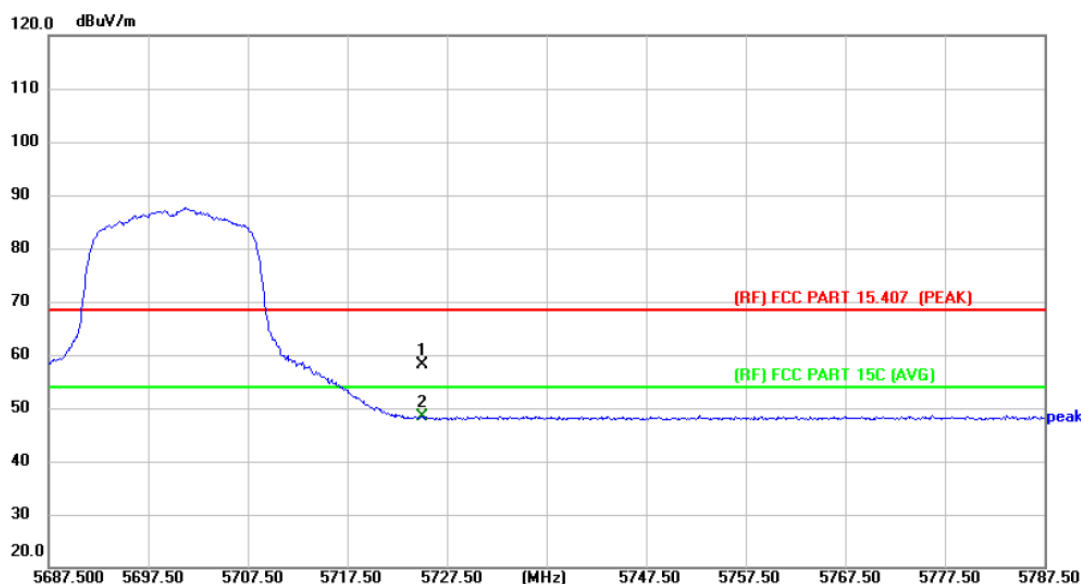
No.	Frequency (MHz)	Reading (dBuV)	Factor (dB/m)	Level (dBuV/m)	Limit (dBuV/m)	Margin (dB)	Detector	P/F
1	5470.000	45.71	13.19	58.90	68.30	-9.40	peak	P
2 *	5470.000	36.08	13.19	49.27	54.00	-4.73	AVG	P

Remark:

1. Corr. = Antenna Factor (dB/m) + Cable Loss (dB)
2. Peak/AVG (dBuV/m) = Corr. (dB/m) + Read Level (dBuV)
3. Margin (dB) = Peak/AVG (dBuV/m) - Limit PK/AVG (dBuV/m)



Temperature:	22.8°C	Relative Humidity:	47%
Test Voltage:	AC 120V/60Hz		
Ant. Pol.	Horizontal		
Test Mode:	TX 802.11a Mode 5700 MHz (U-NII-2C) -SISO		
Remark:			



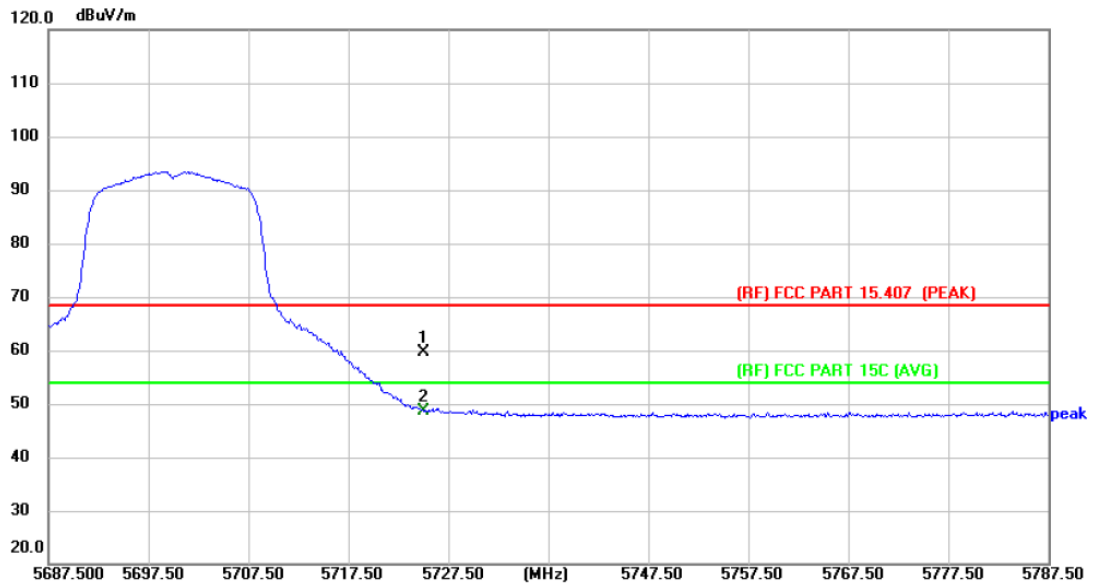
No.	Frequency (MHz)	Reading (dBuV)	Factor (dB/m)	Level (dBuV/m)	Limit (dBuV/m)	Margin (dB)	Detector	P/F
1	5725.000	45.19	13.02	58.21	68.30	-10.09	peak	P
2 *	5725.000	35.43	13.02	48.45	54.00	-5.55	AVG	P

Remark:

1. Corr. = Antenna Factor (dB/m) + Cable Loss (dB)
2. Peak/AVG (dBuV/m) = Corr. (dB/m) + Read Level (dBuV)
3. Margin (dB) = Peak/AVG (dBuV/m) - Limit PK/AVG (dBuV/m)



Temperature:	22.8°C	Relative Humidity:	47%
Test Voltage:	AC 120V/60Hz		
Ant. Pol.	Vertical		
Test Mode:	TX 802.11a Mode 5700 MHz (U-NII-2C) -SISO		
Remark:			



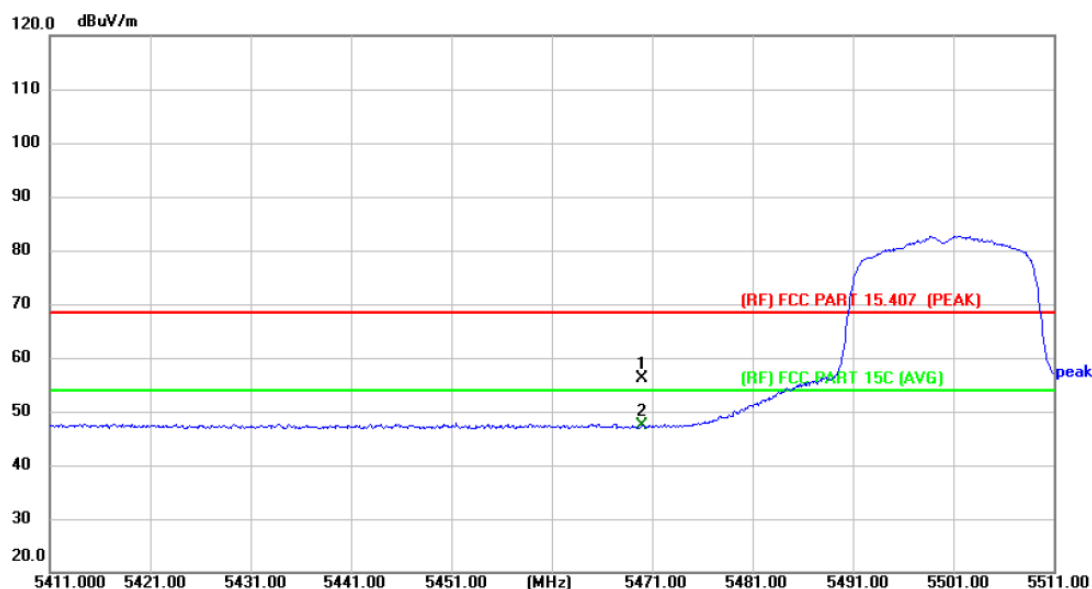
No.	Frequency (MHz)	Reading (dBuV)	Factor (dB/m)	Level (dBuV/m)	Limit (dBuV/m)	Margin (dB)	Detector	P/F
1	5725.000	46.50	13.02	59.52	68.30	-8.78	peak	P
2 *	5725.000	35.65	13.02	48.67	54.00	-5.33	AVG	P

Remark:

1. Corr. = Antenna Factor (dB/m) + Cable Loss (dB)
2. Peak/AVG (dBuV/m) = Corr. (dB/m) + Read Level (dBuV)
3. Margin (dB) = Peak/AVG (dBuV/m) - Limit PK/AVG (dBuV/m)



Temperature:	22.8°C	Relative Humidity:	47%
Test Voltage:	AC 120V/60Hz		
Ant. Pol.	Horizontal		
Test Mode:	TX 802.11n(HT20) Mode 5500 MHz (U-NII-2C) -MIMO		
Remark:			



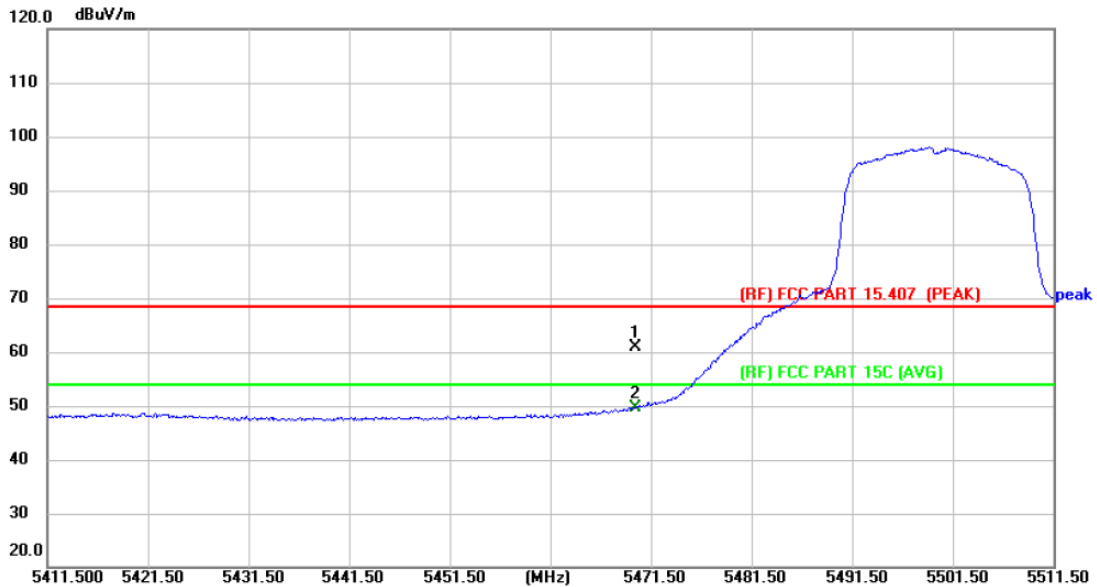
No.	Frequency (MHz)	Reading (dBuV)	Factor (dB/m)	Level (dBuV/m)	Limit (dBuV/m)	Margin (dB)	Detector	P/F
1	5470.000	42.98	13.19	56.17	68.30	-12.13	peak	P
2 *	5470.000	34.12	13.19	47.31	54.00	-6.69	AVG	P

Remark:

1. Corr. = Antenna Factor (dB/m) + Cable Loss (dB)
2. Peak/AVG (dBuV/m) = Corr. (dB/m) + Read Level (dBuV)
3. Margin (dB) = Peak/AVG (dBuV/m) - Limit PK/AVG (dBuV/m)



Temperature:	22.8°C	Relative Humidity:	47%
Test Voltage:	AC 120V/60Hz		
Ant. Pol.	Vertical		
Test Mode:	TX 802.11n(HT20) Mode 5500 MHz (U-NII-2C) -MIMO		
Remark:			



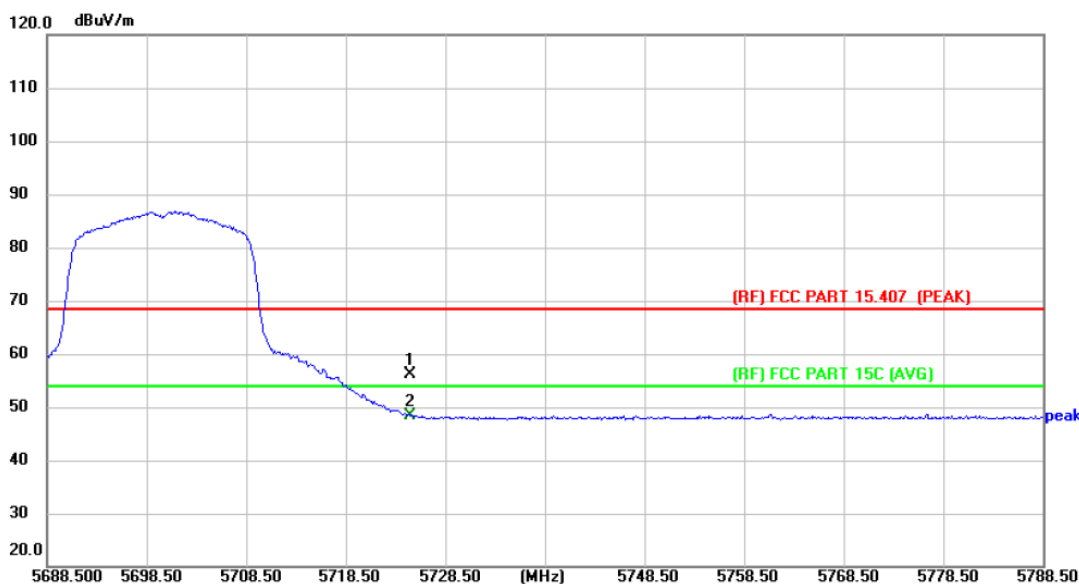
No.	Frequency (MHz)	Reading (dBuV)	Factor (dB/m)	Level (dBuV/m)	Limit (dBuV/m)	Margin (dB)	Detector	P/F
1	5470.000	47.76	13.19	60.95	68.30	-7.35	peak	P
2 *	5470.000	36.43	13.19	49.62	54.00	-4.38	AVG	P

Remark:

1. Corr. = Antenna Factor (dB/m) + Cable Loss (dB)
2. Peak/AVG (dBuV/m) = Corr. (dB/m) + Read Level (dBuV)
3. Margin (dB) = Peak/AVG (dBuV/m) - Limit PK/AVG (dBuV/m)



Temperature:	22.8°C	Relative Humidity:	47%
Test Voltage:	AC 120V/60Hz		
Ant. Pol.	Horizontal		
Test Mode:	TX 802.11n(HT20) Mode 5700 MHz (U-NII-2C) -MIMO		
Remark:			



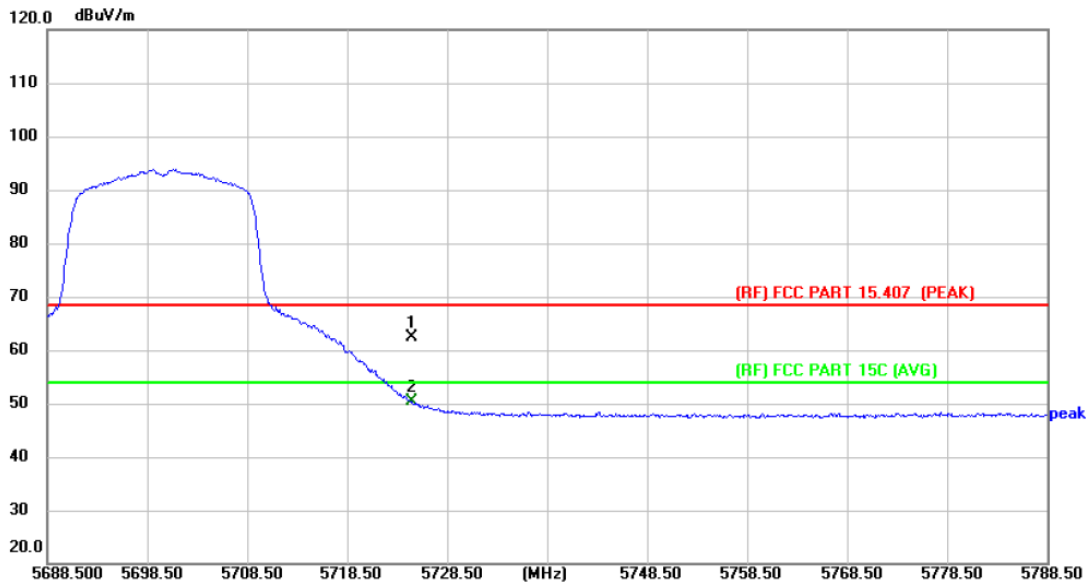
No.	Frequency (MHz)	Reading (dBuV)	Factor (dB/m)	Level (dBuV/m)	Limit (dBuV/m)	Margin (dB)	Detector	P/F
1	5725.000	43.04	13.02	56.06	68.30	-12.24	peak	P
2 *	5725.000	35.44	13.02	48.46	54.00	-5.54	AVG	P

Remark:

1. Corr. = Antenna Factor (dB/m) + Cable Loss (dB)
2. Peak/AVG (dBuV/m) = Corr. (dB/m) + Read Level (dBuV)
3. Margin (dB) = Peak/AVG (dBuV/m) - Limit PK/AVG (dBuV/m)



Temperature:	22.8°C	Relative Humidity:	47%
Test Voltage:	AC 120V/60Hz		
Ant. Pol.	Vertical		
Test Mode:	TX 802.11n(HT20) Mode 5700 MHz (U-NII-2C) -MIMO		
Remark:			



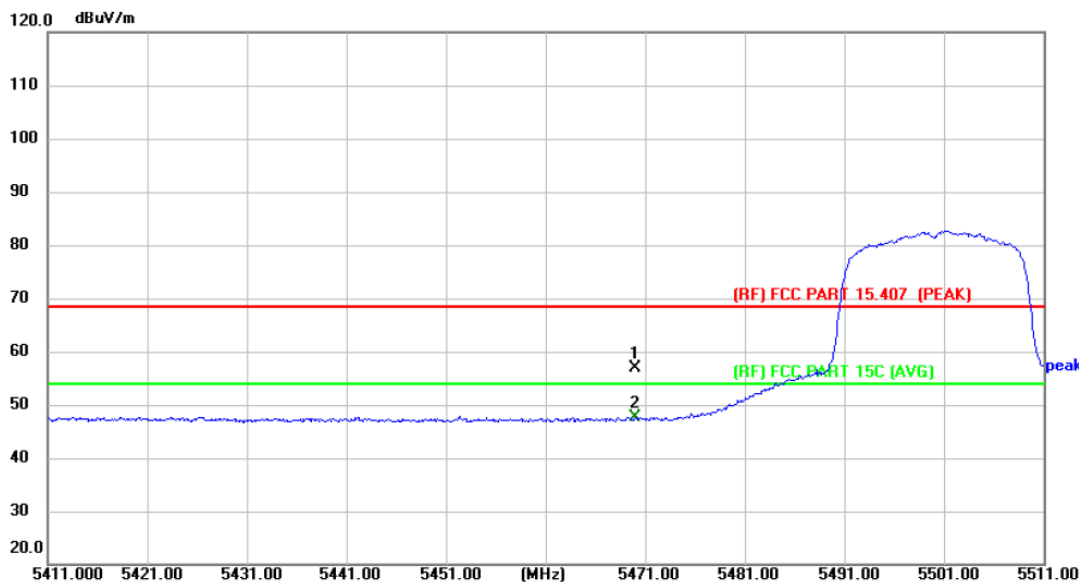
No.	Frequency (MHz)	Reading (dBuV)	Factor (dB/m)	Level (dBuV/m)	Limit (dBuV/m)	Margin (dB)	Detector	P/F
1	5725.000	49.43	13.02	62.45	68.30	-5.85	peak	P
2 *	5725.000	37.29	13.02	50.31	54.00	-3.69	AVG	P

Remark:

1. Corr. = Antenna Factor (dB/m) + Cable Loss (dB)
2. Peak/AVG (dBuV/m) = Corr. (dB/m) + Read Level (dBuV)
3. Margin (dB) = Peak/AVG (dBuV/m) - Limit PK/AVG (dBuV/m)



Temperature:	22.8°C	Relative Humidity:	47%
Test Voltage:	AC 120V/60Hz		
Ant. Pol.	Horizontal		
Test Mode:	TX 802.11ac(VHT20) Mode 5500 MHz (U-NII-2C) -MIMO		
Remark:			



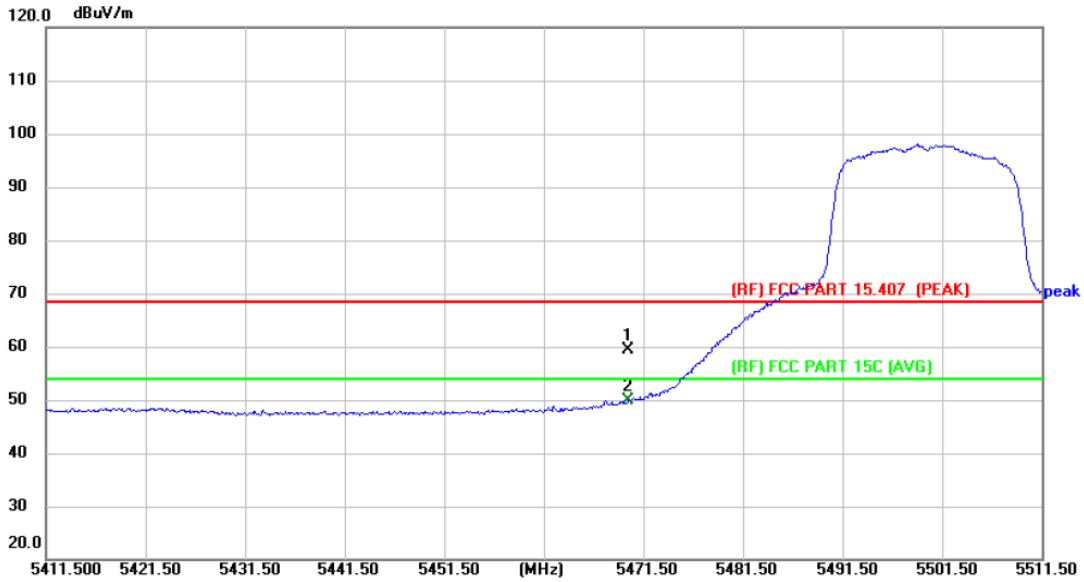
No.	Frequency (MHz)	Reading (dBuV)	Factor (dB/m)	Level (dBuV/m)	Limit (dBuV/m)	Margin (dB)	Detector	P/F
1	5470.000	43.73	13.19	56.92	68.30	-11.38	peak	P
2 *	5470.000	34.33	13.19	47.52	54.00	-6.48	AVG	P

Remark:

1. Corr. = Antenna Factor (dB/m) + Cable Loss (dB)
2. Peak/AVG (dBuV/m) = Corr. (dB/m) + Read Level (dBuV)
3. Margin (dB) = Peak/AVG (dBuV/m) - Limit PK/AVG (dBuV/m)



Temperature:	22.8°C	Relative Humidity:	47%
Test Voltage:	AC 120V/60Hz		
Ant. Pol.	Vertical		
Test Mode:	TX 802.11ac(VHT20) Mode 5500 MHz (U-NII-2C) -MIMO		
Remark:			



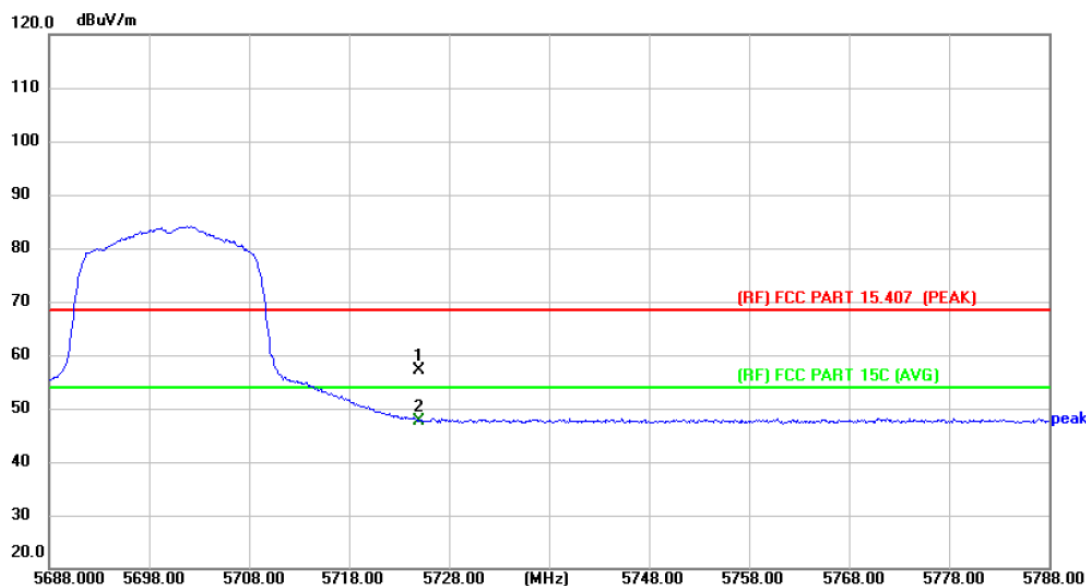
No.	Frequency (MHz)	Reading (dBuV)	Factor (dB/m)	Level (dBuV/m)	Limit (dBuV/m)	Margin (dB)	Detector	P/F
1	5470.000	46.28	13.19	59.47	68.30	-8.83	peak	P
2 *	5470.000	36.58	13.19	49.77	54.00	-4.23	AVG	P

Remark:

1. Corr. = Antenna Factor (dB/m) + Cable Loss (dB)
2. Peak/AVG (dBuV/m) = Corr. (dB/m) + Read Level (dBuV)
3. Margin (dB) = Peak/AVG (dBuV/m) - Limit PK/AVG (dBuV/m)



Temperature:	22.8°C	Relative Humidity:	47%
Test Voltage:	AC 120V/60Hz		
Ant. Pol.	Horizontal		
Test Mode:	TX 802.11ac(VHT20) Mode 5700 MHz (U-NII-2C) -MIMO		
Remark:			



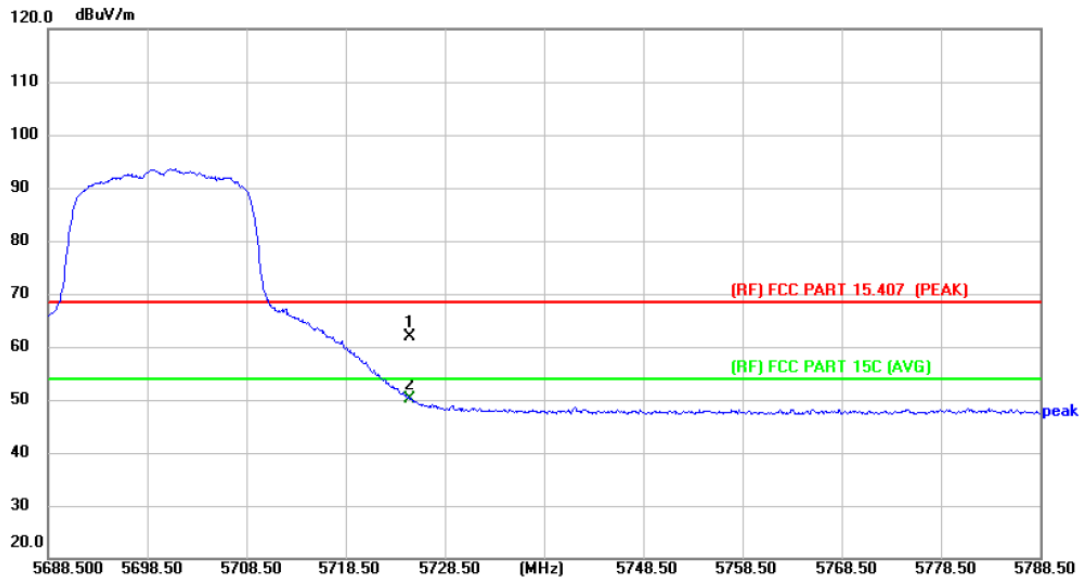
No.	Frequency (MHz)	Reading (dBuV)	Factor (dB/m)	Level (dBuV/m)	Limit (dBuV/m)	Margin (dB)	Detector	P/F
1	5725.000	44.17	13.02	57.19	68.30	-11.11	peak	P
2 *	5725.000	34.63	13.02	47.65	54.00	-6.35	AVG	P

Remark:

1. Corr. = Antenna Factor (dB/m) + Cable Loss (dB)
2. Peak/AVG (dBuV/m) = Corr. (dB/m) + Read Level (dBuV)
3. Margin (dB) = Peak/AVG (dBuV/m) - Limit PK/AVG (dBuV/m)



Temperature:	22.8°C	Relative Humidity:	47%
Test Voltage:	AC 120V/60Hz		
Ant. Pol.	Vertical		
Test Mode:	TX 802.11ac(VHT20) Mode 5700 MHz (U-NII-2C) -MIMO		
Remark:			



No.	Frequency (MHz)	Reading (dBuV)	Factor (dB/m)	Level (dBuV/m)	Limit (dBuV/m)	Margin (dB)	Detector	P/F
1	5725.000	48.93	13.02	61.95	68.30	-6.35	peak	P
2 *	5725.000	37.22	13.02	50.24	54.00	-3.76	AVG	P

Remark:

1. Corr. = Antenna Factor (dB/m) + Cable Loss (dB)
2. Peak/AVG (dBuV/m) = Corr. (dB/m) + Read Level (dBuV)
3. Margin (dB) = Peak/AVG (dBuV/m) - Limit PK/AVG (dBuV/m)

