

说明书

2022/08/29增加FCC说明

版本: V1.1


2022/08/10首发

版本: V1.0

| 华曦达科技股份有限公司 | | | |
|----------------------------------|---|------|--------------|
| 档案名称 | DV8886_Manual_v1 | 使用机型 | DV8886(沸腾时刻) |
| 印刷颜色 | 单色 <input type="checkbox"/> 彩色 <input checked="" type="checkbox"/> 专色 <input type="checkbox"/> 无印刷 <input type="checkbox"/> | 订单编号 | 10000289 |
| 材质规格 | 157G双铜纸 | 物料编号 | 460900022 |
| 工艺处理 | 过哑油 | 缩放比例 | 1:1 |
| 尺寸 | 折页110*110mm <input type="checkbox"/> 展开尺寸 <input checked="" type="checkbox"/> 骑马订尺寸 | 设计制作 | 蔡晨 |
| 描述汇总: 折页110*110mm,157G双铜纸,彩色,风琴折 | | | |
| 备注: ① xx | | | |



封面



尾页



For any further information, please contact our customer service person at customer@stridegym.com

FC RoHS CA65

6 . Safety Instructions

- 1 There is presence of uninsulated dangerous voltage within the product's enclosure that may be of sufficient magnitude to constitute a risk of electric shock to persons.
- 2 Contact your local customer service for service or repair. Unauthorized modification could void the user's authority to operate this product.
- 3 Do not install the product on a carpet or cushion.
- 4 Do not place the device near any heat source such as stoves and other devices that produce heat.
- 5 Do not expose to dripping or splashing and do not place objects filled with liquids, such as vases, cups, etc. on or over the apparatus (e.g., on shelves above the unit) .
- 6 Do not place the device near flammable objects such as gasoline or candles, or expose the TV to direct air conditioning.
- 7 Do not mix new batteries with old batteries. This may cause the batteries to overheat and leak.

5 . Certifications

Federal Communications Commission



California Proposition 65
CA65

FCC Statement

This equipment has been tested and found to comply with the limits for a Class B digital device, pursuant to part 15 of the FCC Rules. These limits are designed to provide reasonable protection against harmful interference in a residential installation. This equipment generates, uses and can radiate radio frequency energy and, if not installed and used in accordance with the instructions, may cause harmful interference to radio communications. However, there is no guarantee that interference will not occur in a particular installation. If this equipment does cause harmful interference to radio or television reception, which can be determined by turning the equipment off and on, the user is encouraged to try to correct the interference by one or more of the following measures:

- Reorient or relocate the receiving antenna.
- Increase the separation between the equipment and receiver.
- Connect the equipment into an outlet on a circuit different from that to which the receiver is connected.
- Consult the dealer or an experienced radio/TV technician for help.

FCC Radiation Exposure Statement

This device complies with FCC radiation exposure limits set forth for an uncontrolled environment. This equipment must be installed and operated in accordance with provided instructions and the antenna(s) used for this transmitter must be installed to provide a separation distance of at least 20 cm from all persons.

This device complies with Part 15 of the FCC Rules. Operation is subject to the following two conditions:

- (1) this device may not cause harmful interference, and
- (2) this device must accept any interference received, including interference that may cause undesired operation.

Caution!

Any changes or modifications not expressly approved by the party responsible for compliance could void the user's authority to operate the equipment.


Restrictions

The device for operation in the band 5150–53.50 MHz is only for indoor use in AT, BE, CH, CY, CZ, DE, DK, EE, EL, ES, FI, FR, HR, HU, IE, IS, IT, LI, LT, LU, LV, MT, NL, NO, PL, RO, SE, SI, SK, TR, UK.

Restriction of Hazardous Substances

RoHS

StrideGym AI TV



ST2-CX-30D-US

Please read this manual carefully before operating your set and retain it for future reference

1 . What's in the box?



Console X 1



Cam X 1



Cam Holder X 1



Adapter X 1



HDMI X 1



Cable X 1

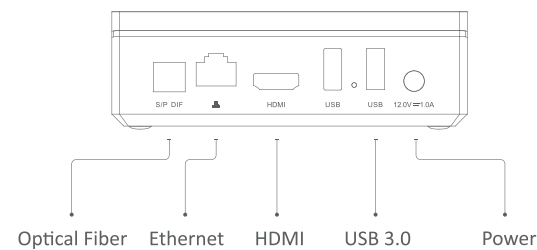


Remote Control X 1



Batteries X 2

2 . Connection Ports



3 . Set up Your new StrideGym TV

3.1 For the best play space and sensor

Step 1: connect the TV

Use the HDMI cable to insert the port at TV box and at TV.

Step 2: connect the camera

Use the USB cable to insert the port at TV box and at TV.

Step 3: connect the power adapter

Connect the power adapter.

Step 4: connect your device

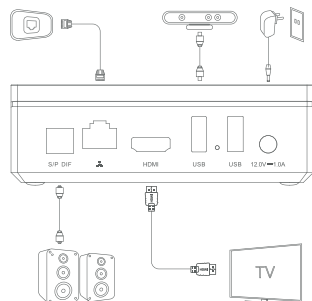
Connect the device as what displayed on your TV screen.

Step 5: connect the Wi-Fi

Choose your Wi-Fi network and input your passcode.

Wi-Fi: choose your wifi network and input your passcode

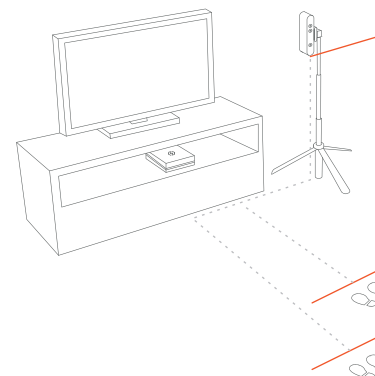
Caution : please turn off the power before connect the device



3.2 For the best play space and sensor performance

Place your sensor between 43 and 55 feet (1.1 and 1.4 meters) high above the floor level. And rotate your sensor 90 degrees to ensure its position is vertical to the floor.

The sensor needs to be able to see you, and you need room to move. The sensor can see you and provide the best performance when you play approximately 59 feet and 78 feet (1.5 meters and 2 meters) from the sensor.



1.1m ~ 1.4m height

1.5m Minimum distance

2.0m Maximum distance

4 . Troubleshooting

⚠ No image display and no sound is produced.

- Check if the product is turned on
- Check if the HDMI cord is connected to the device and TV.
- Check if your device is muted or low sound volume.

⚠ Cannot connect to the Internet

- Check if your Ethernet or WiFi connection work

⚠ Cannot control the device with the remote control

- Replace the batteries with new fresh ones.
- Check if the remote is within the effective control range to the device.
- Cancel the pair of the remote with device and re-pair the them again.