

Manufacturer	Shenzhen Xinsheng Zhiyuan communication equipment Co., LTD
Address	3rd floor, Building A, No. 50-1 Nipi Community, Hutian Road, Pingdi Street, Longgang District, Shenzhen
Antenna Gain	2.00dBi(MAX)
Model	TL-AH801

1. Test equipment and conditions:

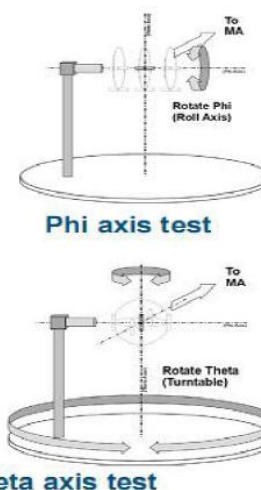
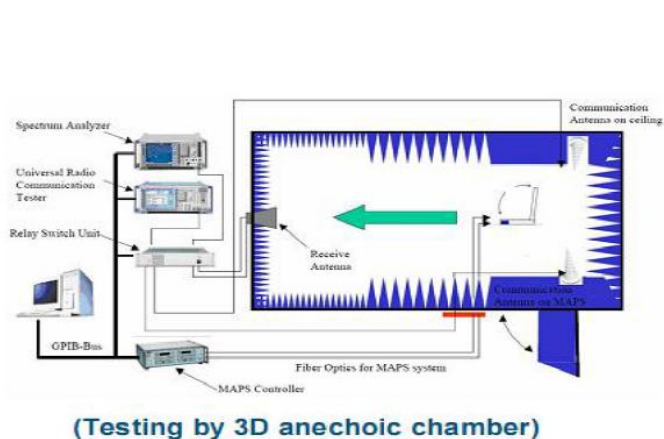
1.1. Network Analyzer

Agilent 8753D Agilent 5071B

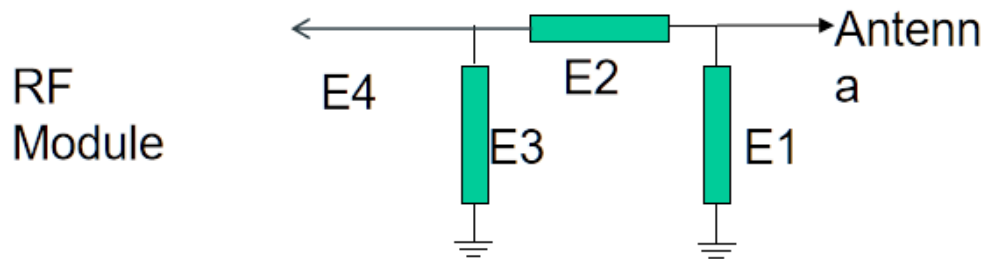
1.2. Communication test equipment

Agilent E5515C R&S CMW500

1.3. Test system

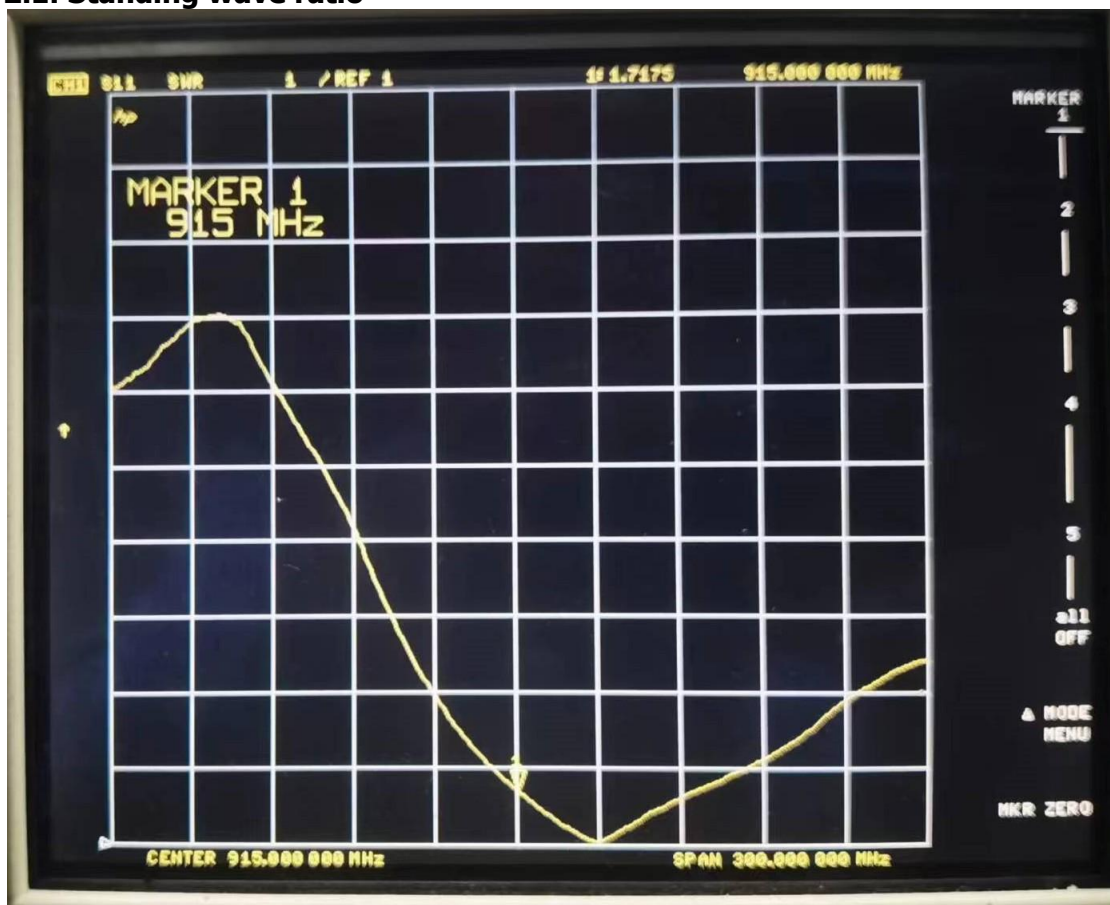


1.4. Matching circuit



2. Test Data:

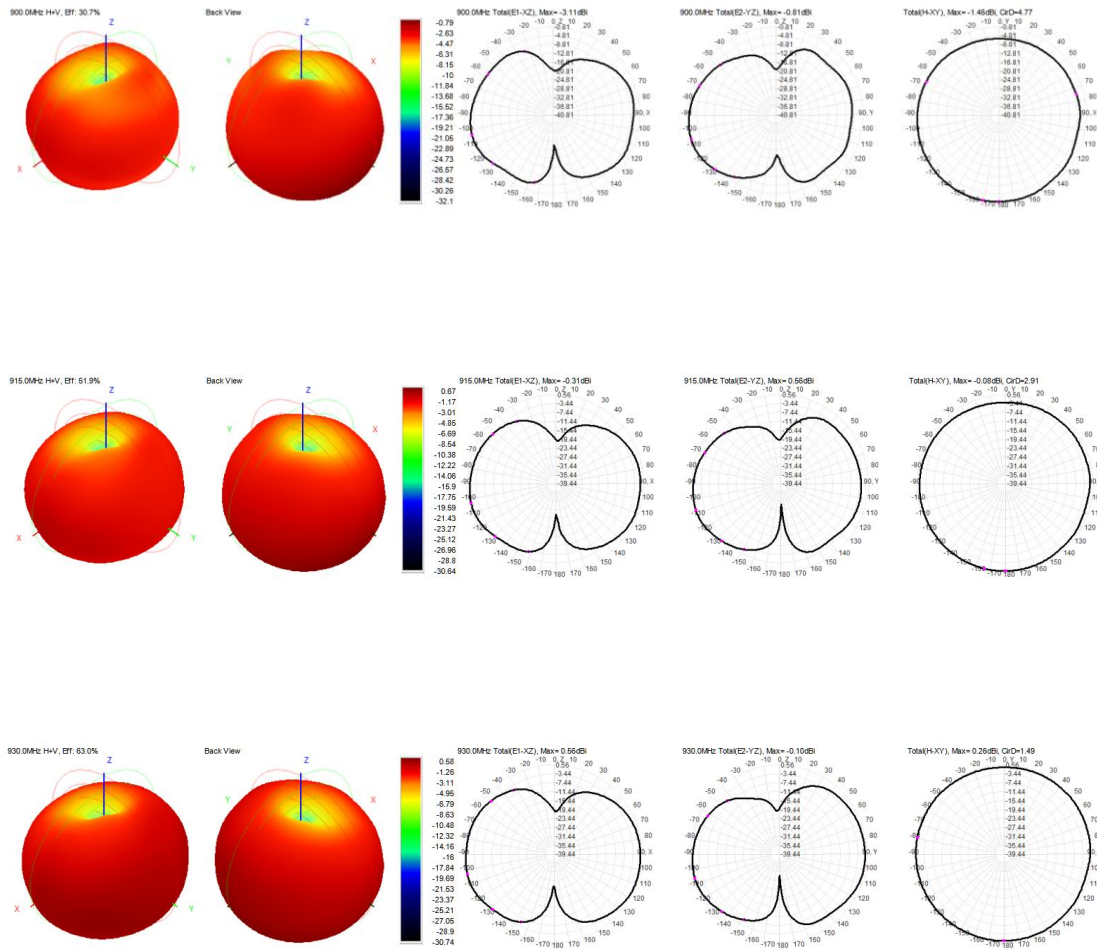
2.1. Standing wave ratio



2.2.Efficiency

Frequency ID	1	2	3	4	5	6	7
Frequency (MHz)	900.0	905.0	910.0	915.0	920.0	925.0	930.0
Efficiency (dBi)	-5.13	-4.35	-3.56	-2.85	-2.34	-2.08	-2.01
Gain (dBi)	1.79	1.13	1.36	1.67	1.98	1.61	1.58
Efficiency (%)	30.70	36.73	44.08	51.85	58.32	61.93	63.02
Directivity (dB)	4.34	4.21	3.92	3.53	3.09	2.69	2.58
Peak Gain Position (Theta)	104.00	104.00	104.00	104.00	104.00	105.00	104.00
Peak Gain Position (Phi)	259.00	258.00	256.00	253.00	249.00	207.00	191.00
Efficiency ThetaPol (%)	29.75	35.73	42.94	50.48	56.69	60.12	61.14
Efficiency PhiPol (%)	0.94	1.00	1.14	1.37	1.63	1.81	1.87
Upper Hem. Efficiency (%)	13.13	15.26	18.32	22.14	25.65	27.77	28.55
Lower Hem. Efficiency (%)	17.57	21.47	25.76	29.71	32.67	34.15	34.47

2.3. Directivity diagram



3. Antenna drawing (MM):

