





## **Appendix II**

# **Setup Photographs**




RADIATED RF MEASUREMENT SETUP (ABOVE 1 GHz) FOR PU





MEASUREMENT POSITION (Y axis)



MEASUREMENT POSITION (Z axis)






RADIATED RF MEASUREMENT SETUP (30MHz~1GHz) FOR PU




RADIATED RF MEASUREMENT SETUP (Below 30MHz) FOR PU







POWERLINE CONDUCTED EMISSIONS MEASUREMENT SETUP FOR PU





RADIATED RF MEASUREMENT SETUP (ABOVE 1 GHz) FOR BU





MEASUREMENT POSITION (Y axis)



MEASUREMENT POSITION (Z axis)






RADIATED RF MEASUREMENT SETUP (30MHz~1GHz) FOR PU



RADIATED RF MEASUREMENT SETUP (Below 30MHz) FOR PU







## POWERLINE CONDUCTED EMISSIONS MEASUREMENT SETUP FOR PU

