



Appendix G

RF Test Data for 5.8GWIFI(Conducted Measurement)

Product Name: Smart Diagnostic System

Test Model: P805

Environmental Conditions

Temperature:	23.8° C
Relative Humidity:	52.1%
ATM Pressure:	100.0 kPa
Test Engineer:	Eason Zhou
Supervised by:	Nick Peng





G.1 -6dB Bandwidth

Condition	Mode	Frequency (MHz)	Antenna	-6 dB Bandwidth (MHz)	Limit -6 dB Bandwidth (MHz)	Verdict
NVNT	a	5745	Ant1	15.311	>=0.5	Pass
NVNT	a	5785	Ant1	14.483	>=0.5	Pass
NVNT	a	5825	Ant1	15.046	>=0.5	Pass
NVNT	n20	5745	Ant1	14.133	>=0.5	Pass
NVNT	n20	5785	Ant1	14.465	>=0.5	Pass
NVNT	n20	5825	Ant1	15.781	>=0.5	Pass
NVNT	n40	5755	Ant1	35.037	>=0.5	Pass
NVNT	n40	5795	Ant1	35.03	>=0.5	Pass
NVNT	ac20	5745	Ant1	13.787	>=0.5	Pass
NVNT	ac20	5785	Ant1	15.041	>=0.5	Pass
NVNT	ac20	5825	Ant1	15.032	>=0.5	Pass
NVNT	ac40	5755	Ant1	35.113	>=0.5	Pass
NVNT	ac40	5795	Ant1	35.077	>=0.5	Pass
NVNT	ac80	5775	Ant1	75.051	>=0.5	Pass

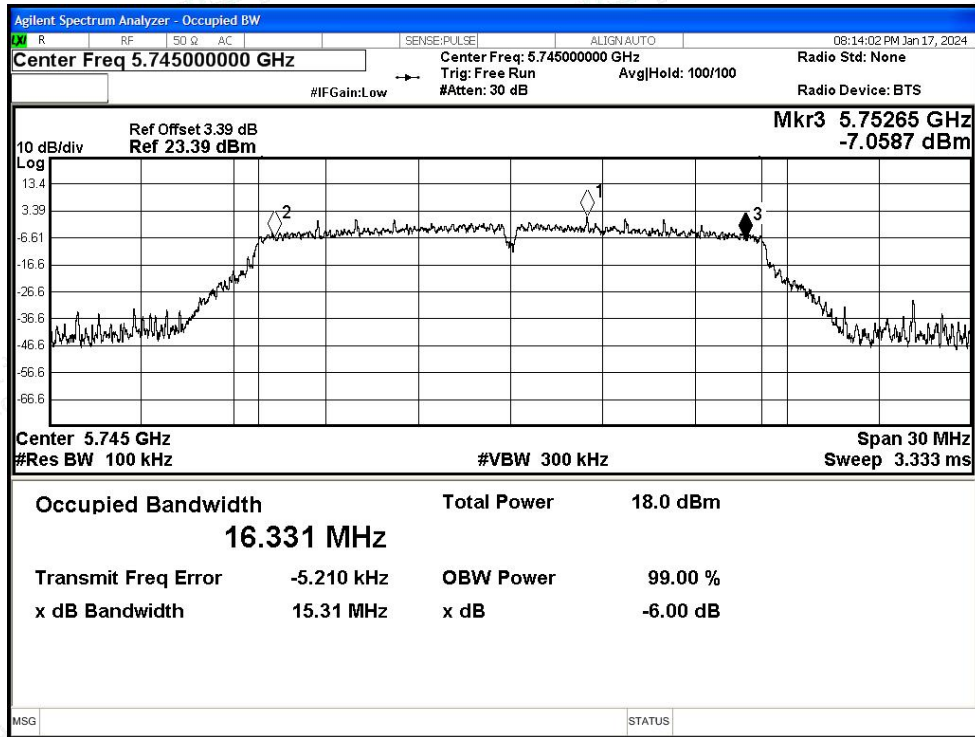


Shenzhen LCS Compliance Testing Laboratory Ltd.
 Add: 101, 201 Bldg A & 301 Bldg C, Juji Industrial Park Yabianxueziwei, Shajing Street, Baoan District, Shenzhen, 518000, China
 Tel: +(86) 0755-82591330 | E-mail: webmaster@lcs-cert.com | Web: www.lcs-cert.com
 Scan code to check authenticity

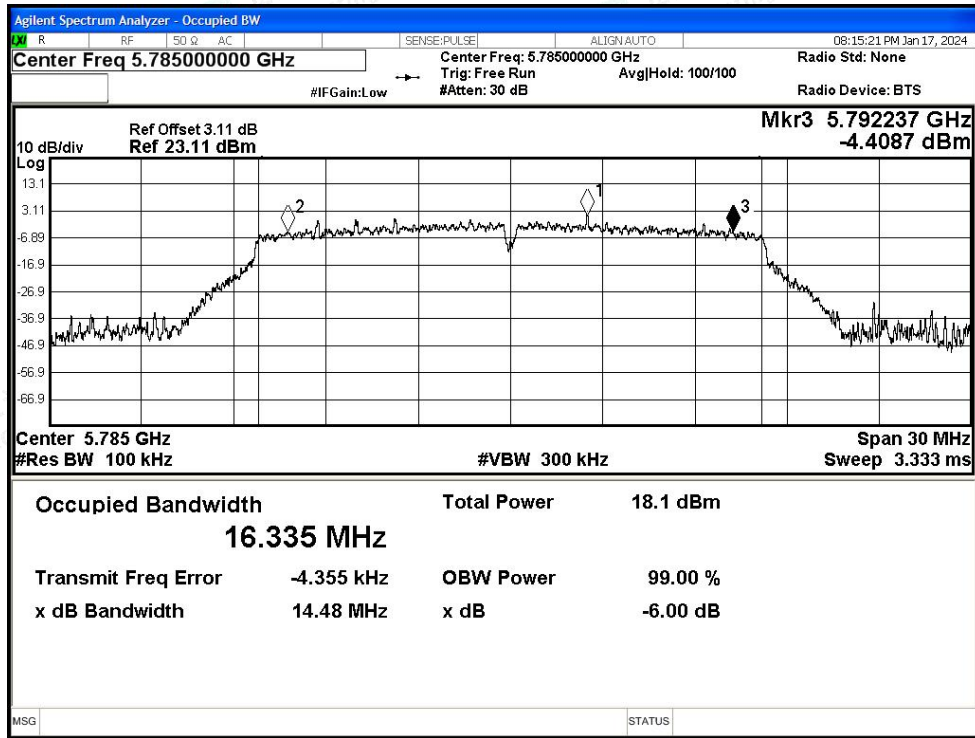


Test Graphs

-6dB Bandwidth NVNT a 5745MHz Ant1

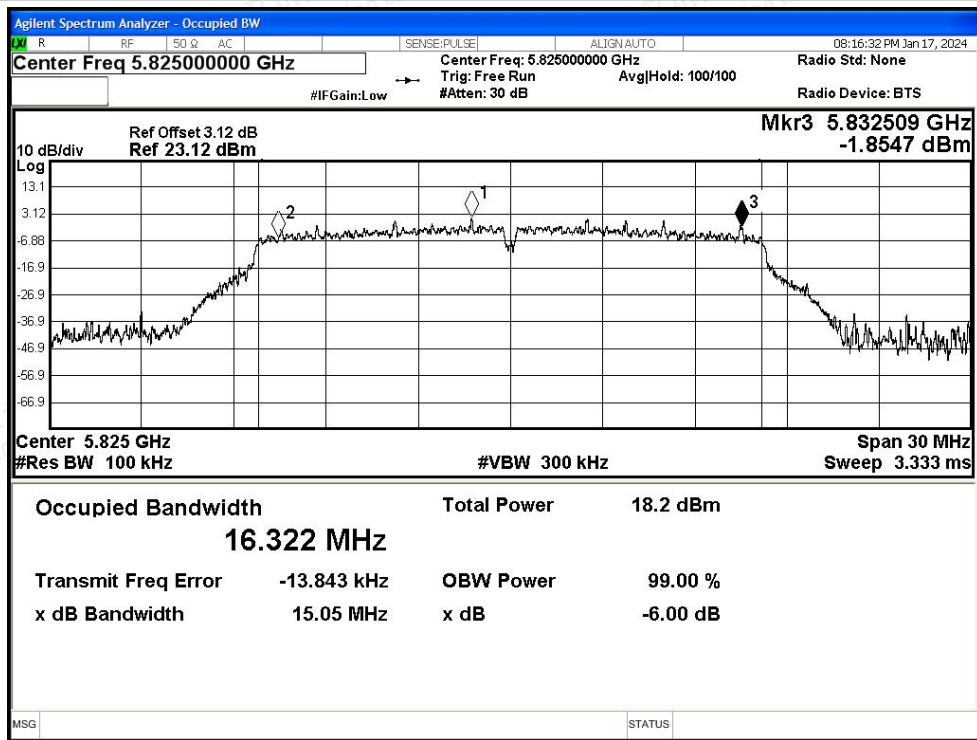


-6dB Bandwidth NVNT a 5785MHz Ant1

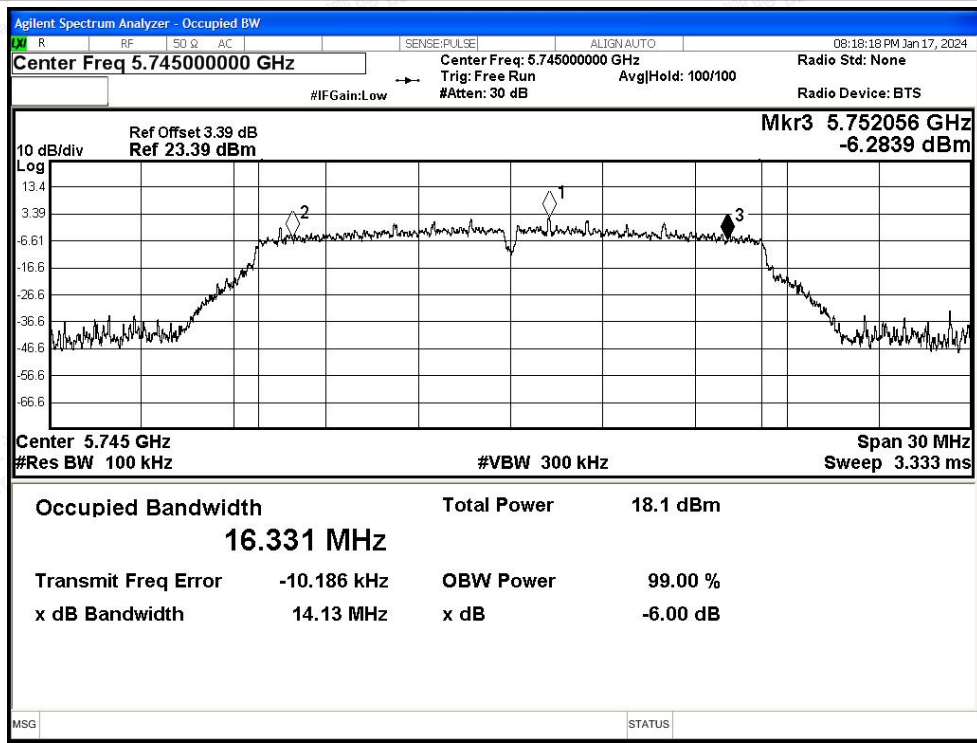




-6dB Bandwidth NVNT a 5825MHz Ant1

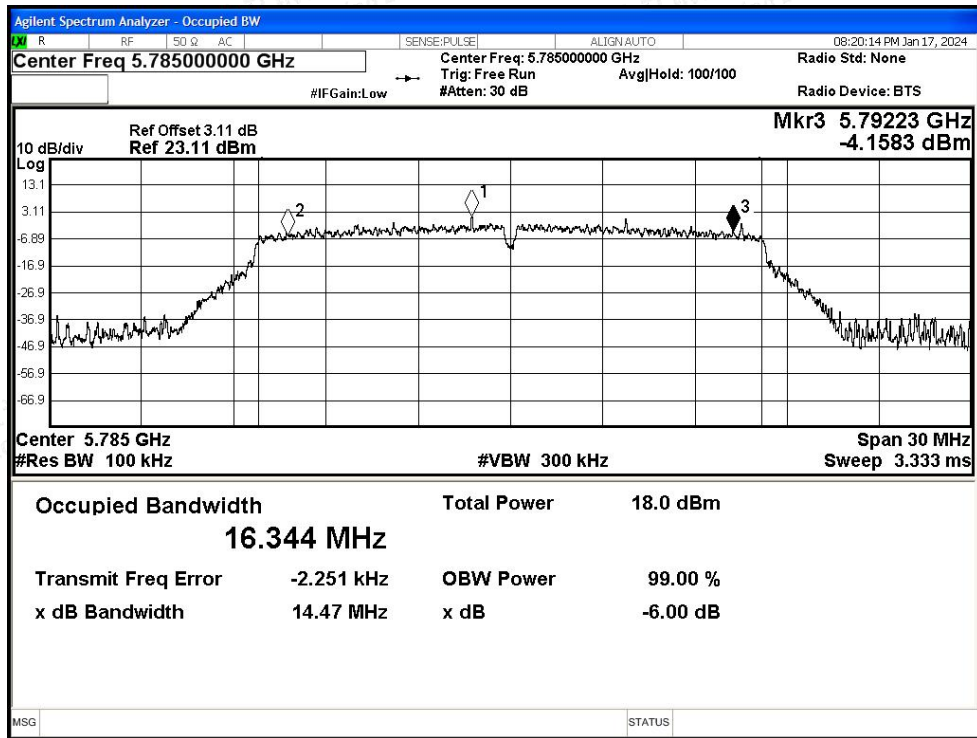


-6dB Bandwidth NVNT n20 5745MHz Ant1

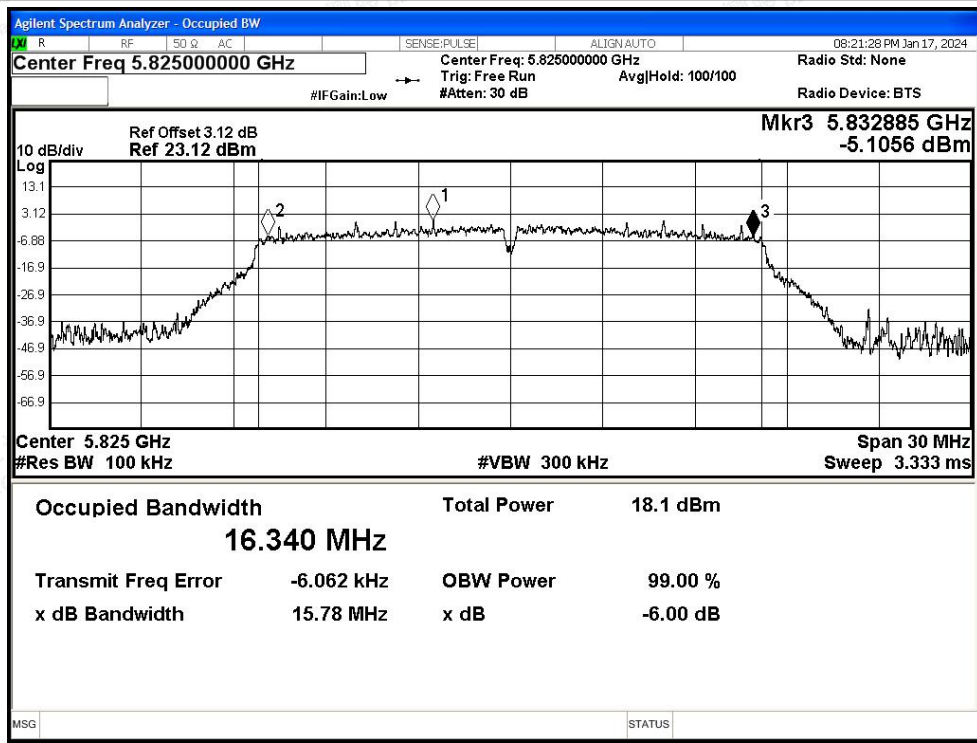




-6dB Bandwidth NVNT n20 5785MHz Ant1

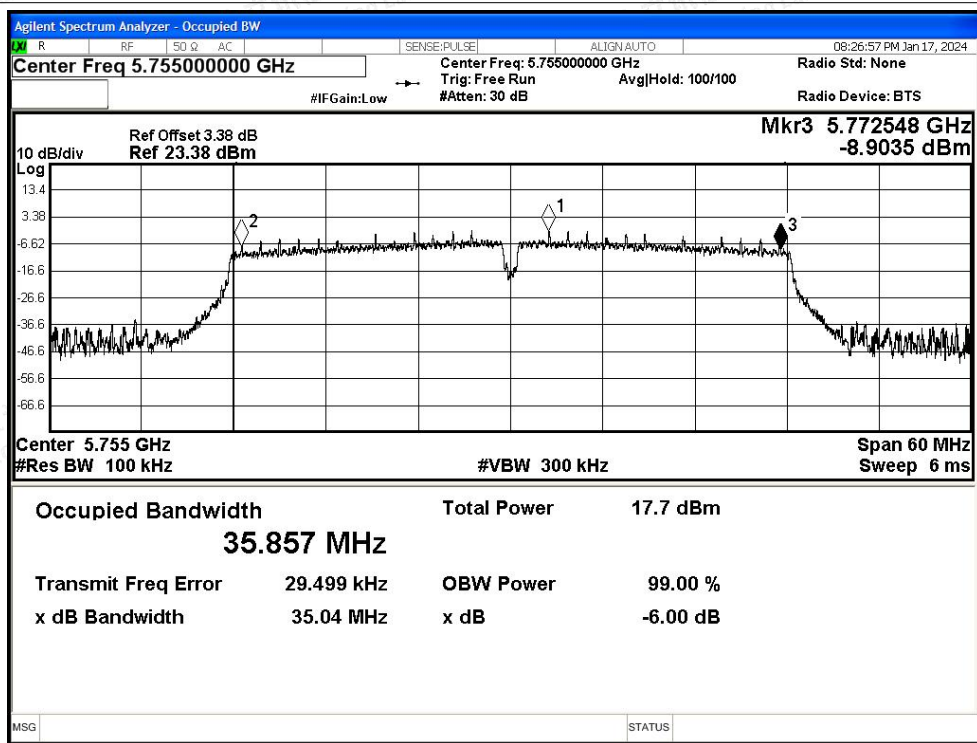


-6dB Bandwidth NVNT n20 5825MHz Ant1

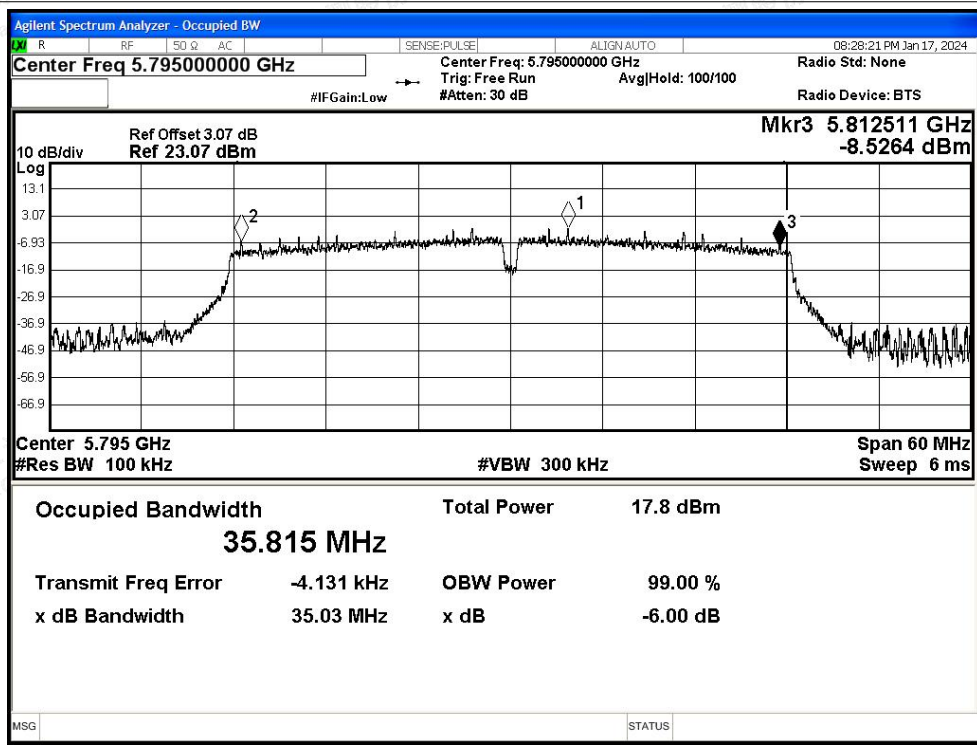




-6dB Bandwidth NVNT n40 5755MHz Ant1

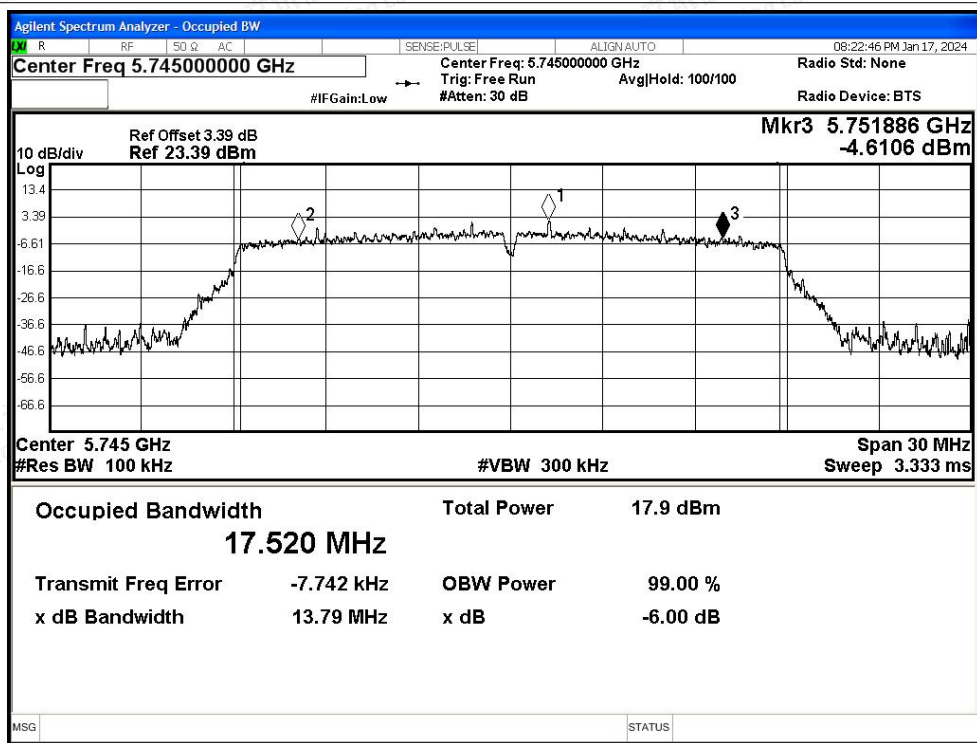


-6dB Bandwidth NVNT n40 5795MHz Ant1

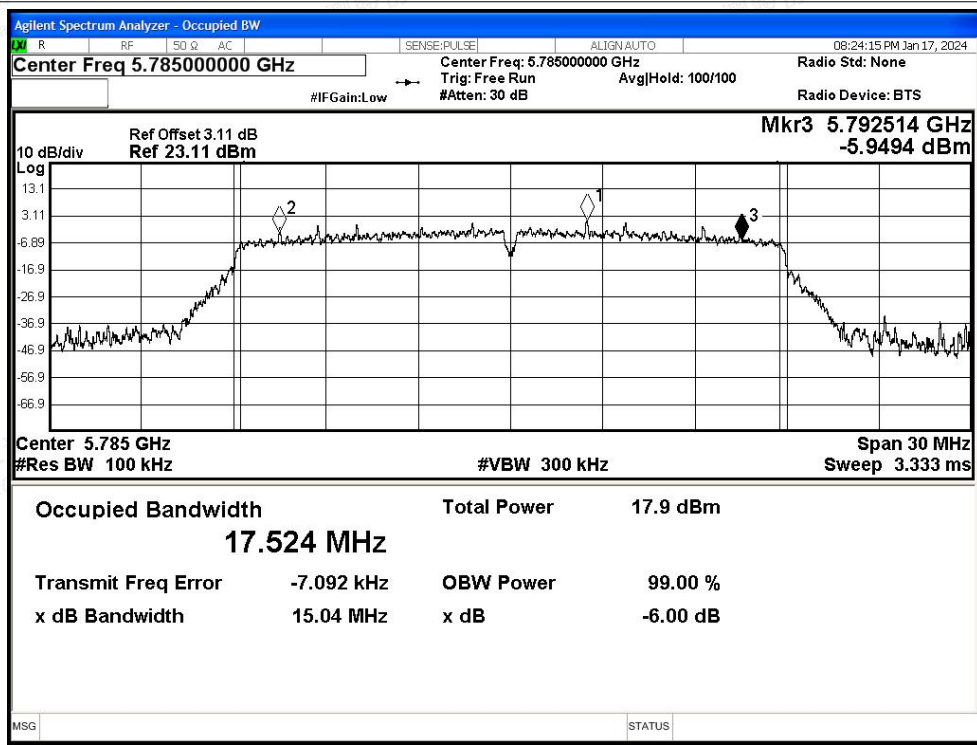




-6dB Bandwidth NVNT ac20 5745MHz Ant1

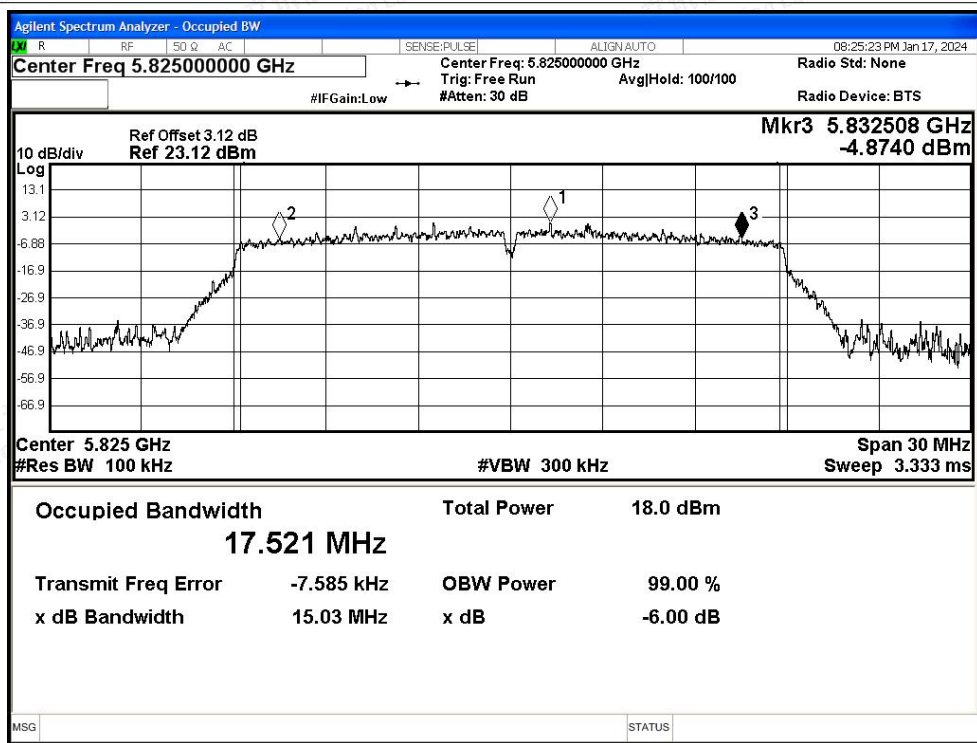


-6dB Bandwidth NVNT ac20 5785MHz Ant1

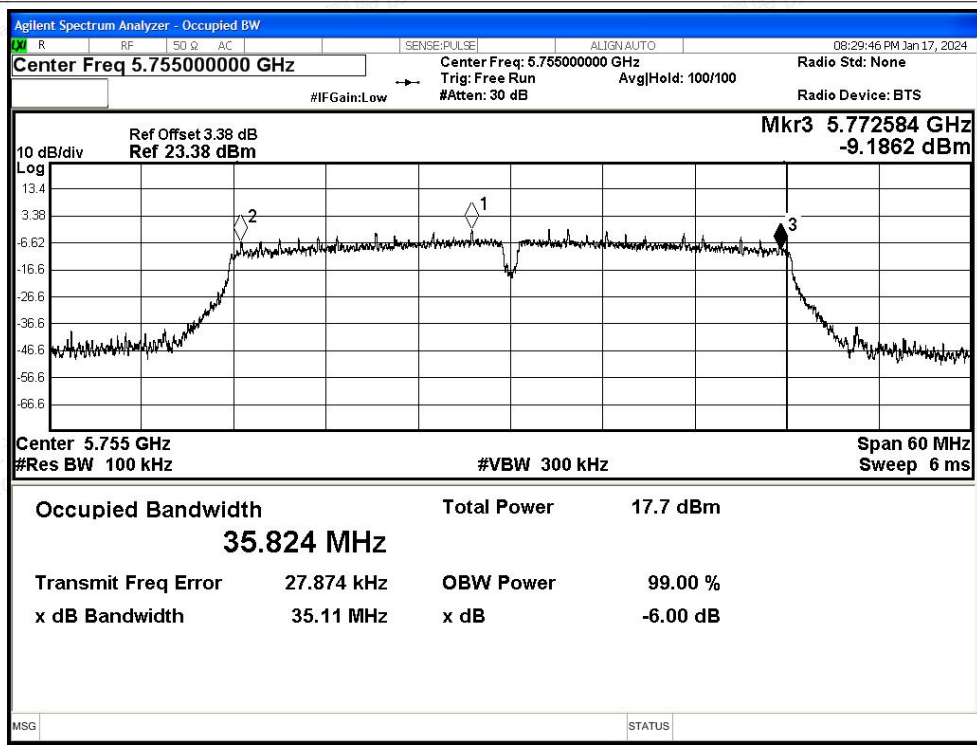




-6dB Bandwidth NVNT ac20 5825MHz Ant1

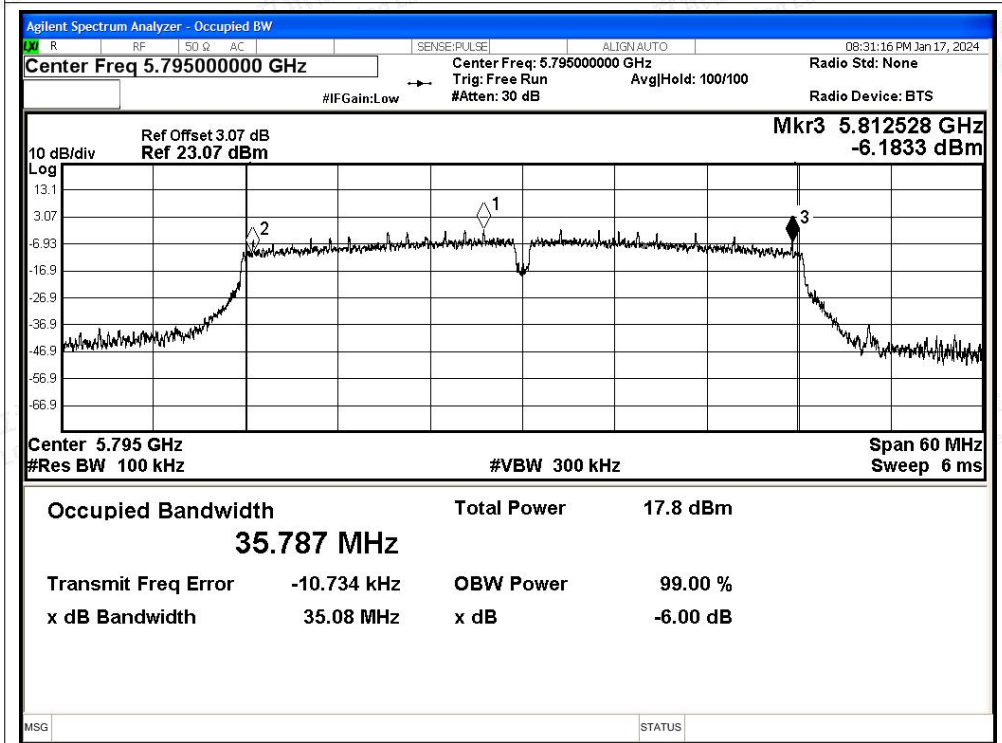


-6dB Bandwidth NVNT ac40 5755MHz Ant1

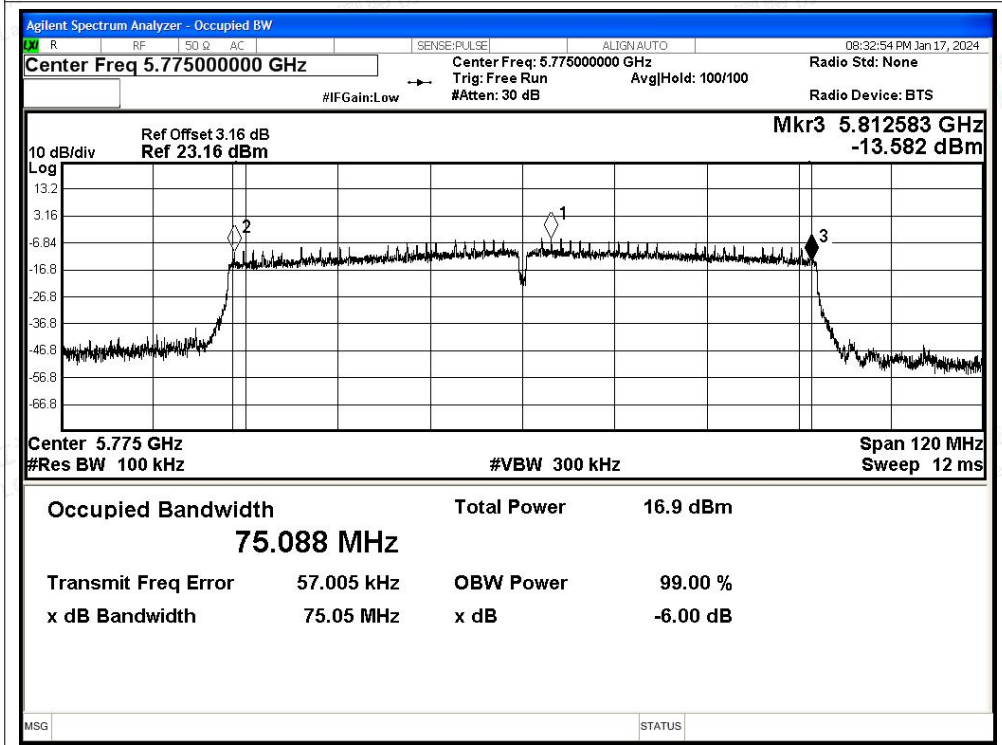




-6dB Bandwidth NVNT ac40 5795MHz Ant1



-6dB Bandwidth NVNT ac80 5775MHz Ant1





G.2 Maximum Conducted Output Power

Condition	Mode	Frequency (MHz)	Antenna	Conducted Power (dBm)	Duty Factor (dB)	Total Power (dBm)	Limit (dBm)	Verdict
NVNT	a	5745	Ant1	12.12	0.13	12.25	30	Pass
NVNT	a	5785	Ant1	12.2	0.13	12.33	30	Pass
NVNT	a	5825	Ant1	12.31	0.13	12.44	30	Pass
NVNT	n20	5745	Ant1	12.16	0.13	12.29	30	Pass
NVNT	n20	5785	Ant1	12.29	0.13	12.42	30	Pass
NVNT	n20	5825	Ant1	12.28	0.13	12.41	30	Pass
NVNT	n40	5755	Ant1	11.23	0.29	11.52	30	Pass
NVNT	n40	5795	Ant1	11.45	0.29	11.74	30	Pass
NVNT	ac20	5745	Ant1	11.97	0.15	12.12	30	Pass
NVNT	ac20	5785	Ant1	12.07	0.14	12.21	30	Pass
NVNT	ac20	5825	Ant1	12.11	0.15	12.26	30	Pass
NVNT	ac40	5755	Ant1	11.32	0.28	11.6	30	Pass
NVNT	ac40	5795	Ant1	11.43	0.28	11.71	30	Pass
NVNT	ac80	5775	Ant1	9.8	0.55	10.35	30	Pass





G.3 Maximum Power Spectral Density Level

Condition	Mode	Frequency (MHz)	Antenna	Conducted PSD (dBm/500KHz)	Duty Factor (dB)	Total PSD (dBm/500KHz)	Limit (dBm/500KHz)	Verdict
NVNT	a	5745	Ant1	-0.42	0.13	-0.29	30	Pass
NVNT	a	5785	Ant1	-0.04	0.13	0.09	30	Pass
NVNT	a	5825	Ant1	-0.43	0.13	-0.3	30	Pass
NVNT	n20	5745	Ant1	-0.49	0.13	-0.36	30	Pass
NVNT	n20	5785	Ant1	-0.41	0.13	-0.28	30	Pass
NVNT	n20	5825	Ant1	-0.23	0.13	-0.1	30	Pass
NVNT	n40	5755	Ant1	-4.35	0.29	-4.06	30	Pass
NVNT	n40	5795	Ant1	-4.28	0.29	-3.99	30	Pass
NVNT	ac20	5745	Ant1	-0.84	0.15	-0.69	30	Pass
NVNT	ac20	5785	Ant1	-0.73	0.14	-0.59	30	Pass
NVNT	ac20	5825	Ant1	-0.6	0.15	-0.45	30	Pass
NVNT	ac40	5755	Ant1	-4.15	0.28	-3.87	30	Pass
NVNT	ac40	5795	Ant1	-3.97	0.28	-3.69	30	Pass
NVNT	ac80	5775	Ant1	-8.74	0.55	-8.19	30	Pass

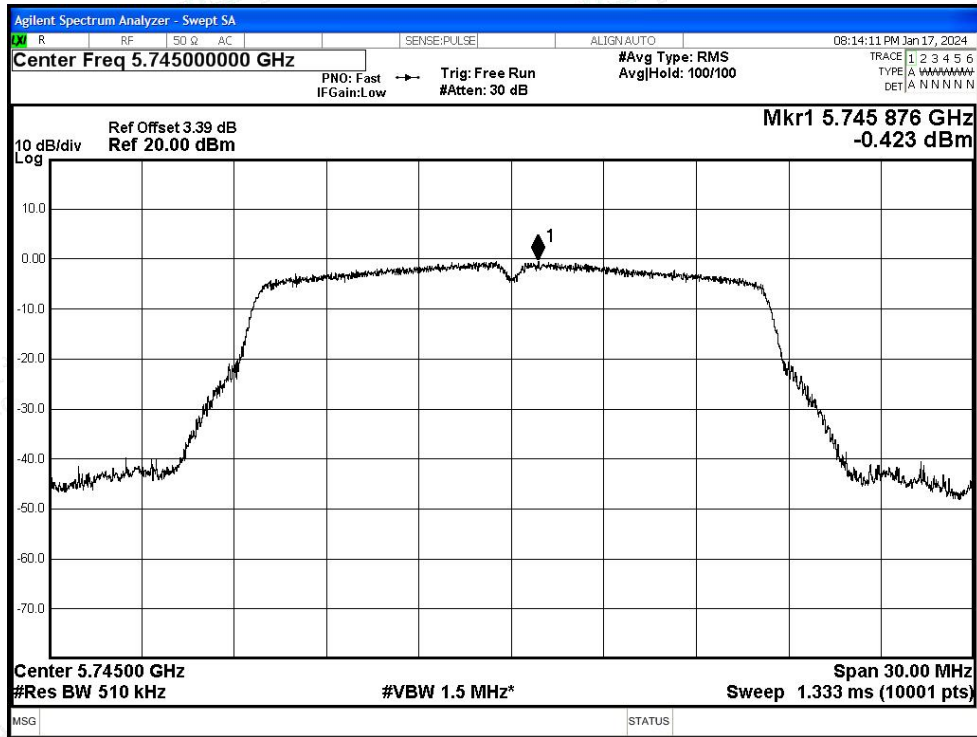


Shenzhen LCS Compliance Testing Laboratory Ltd.
 Add: 101, 201 Bldg A & 301 Bldg C, Juji Industrial Park Yabianxueziwei, Shajing Street, Baoan District, Shenzhen, 518000, China
 Tel: +(86) 0755-82591330 | E-mail: webmaster@lcs-cert.com | Web: www.lcs-cert.com
 Scan code to check authenticity

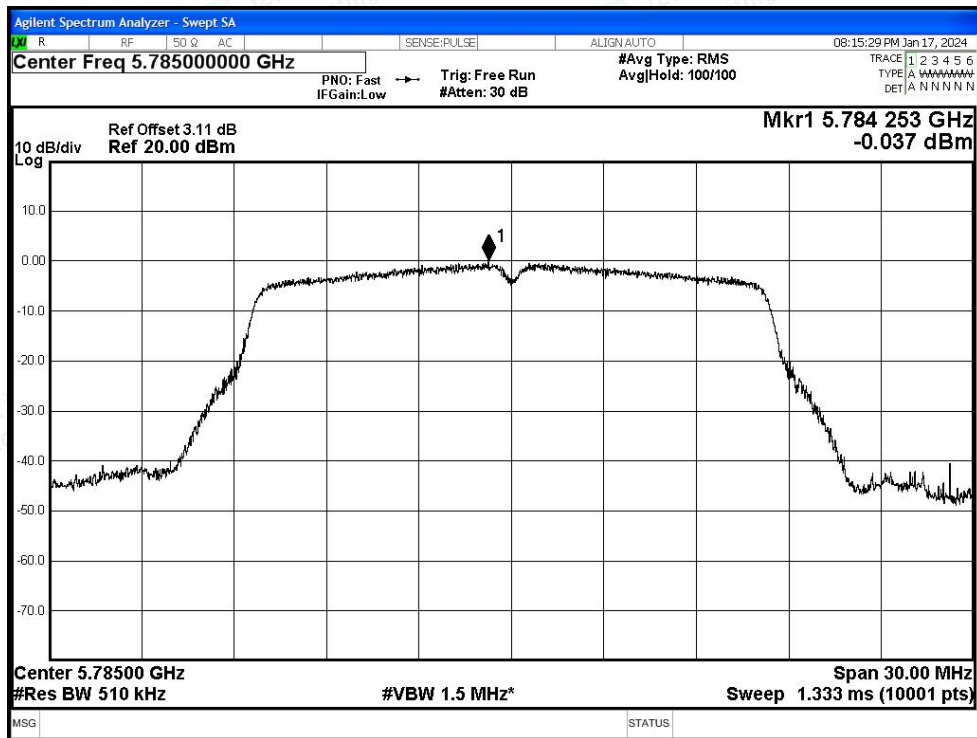


Test Graphs

PSD NVNT a 5745MHz Ant1

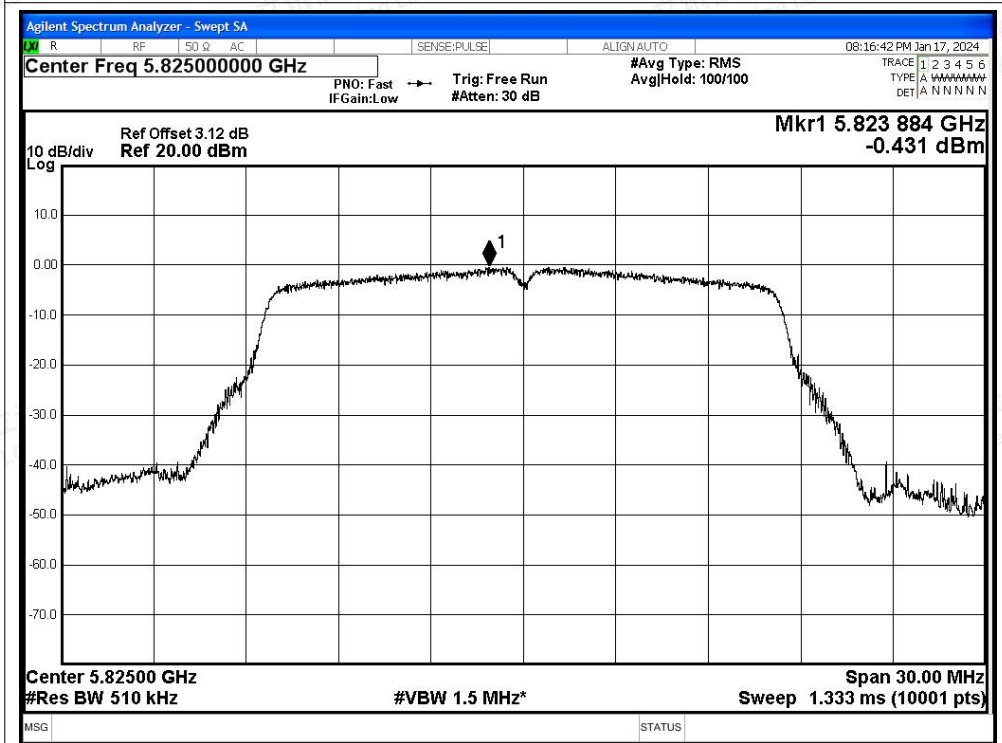


PSD NVNT a 5785MHz Ant1

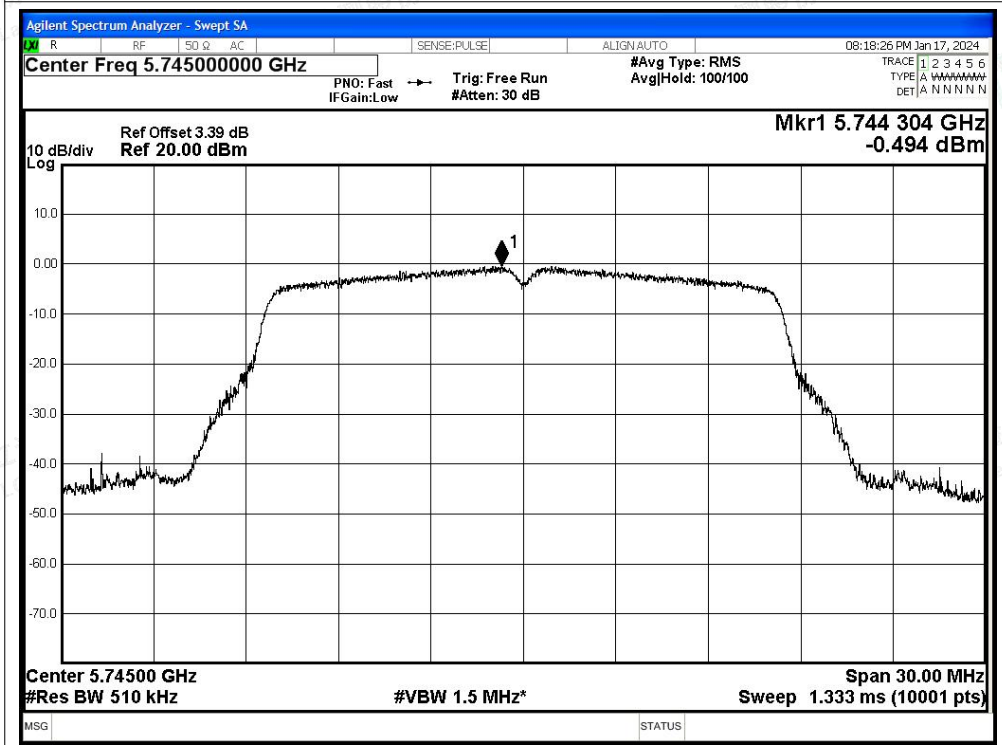


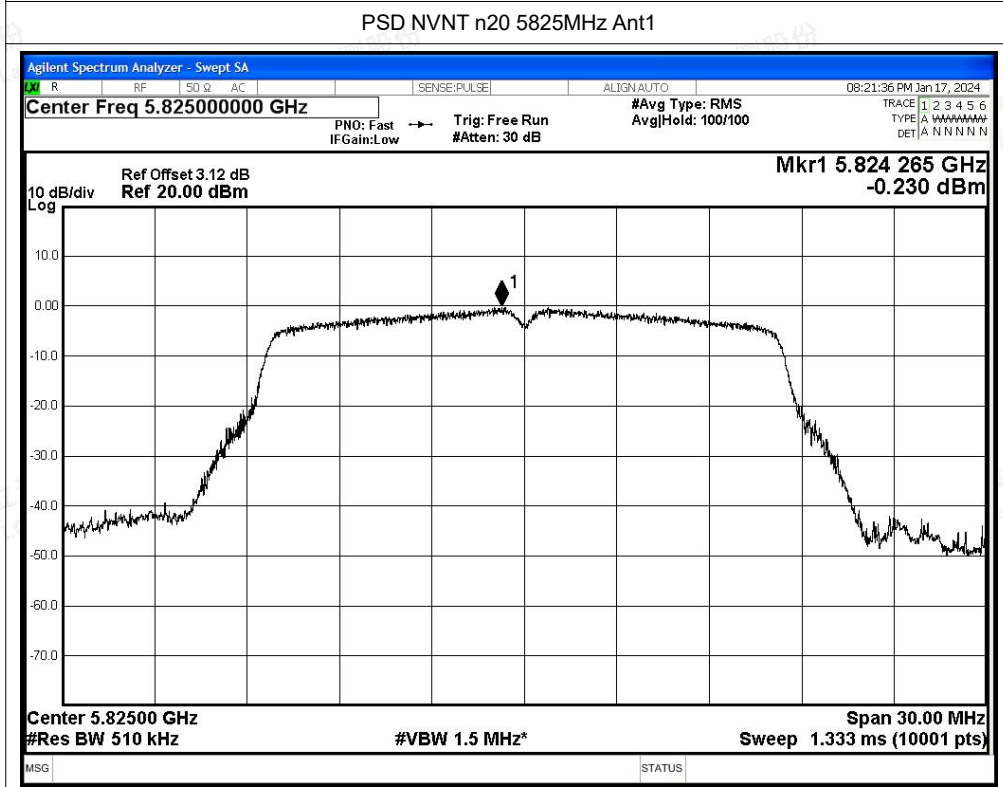
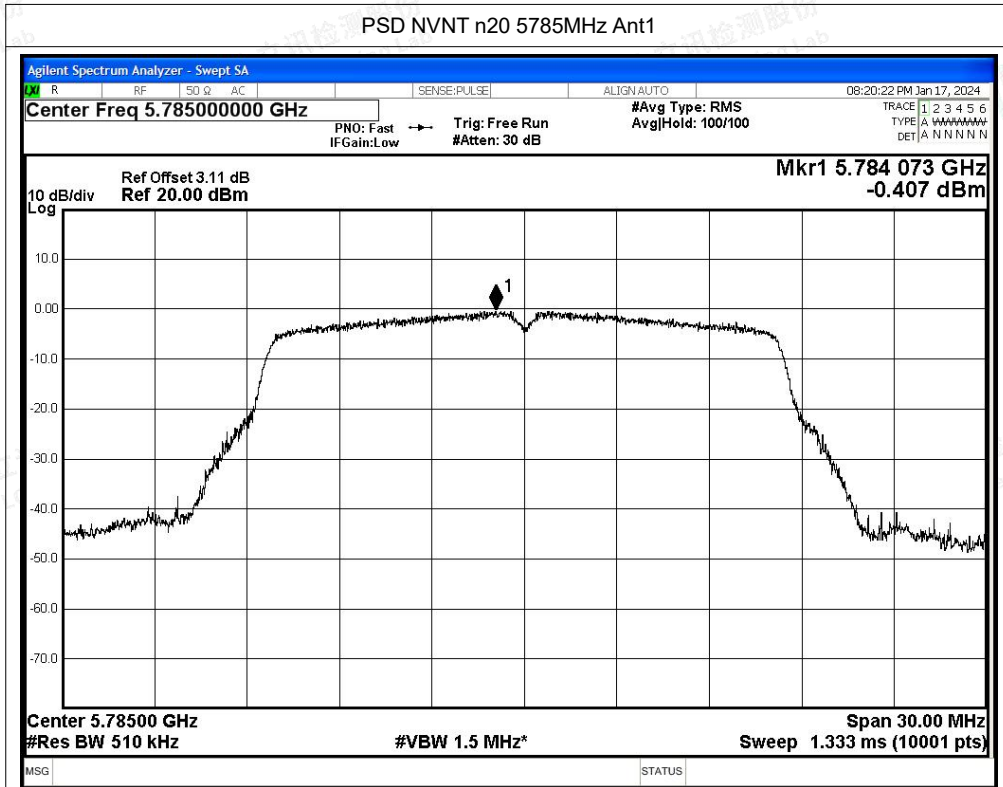


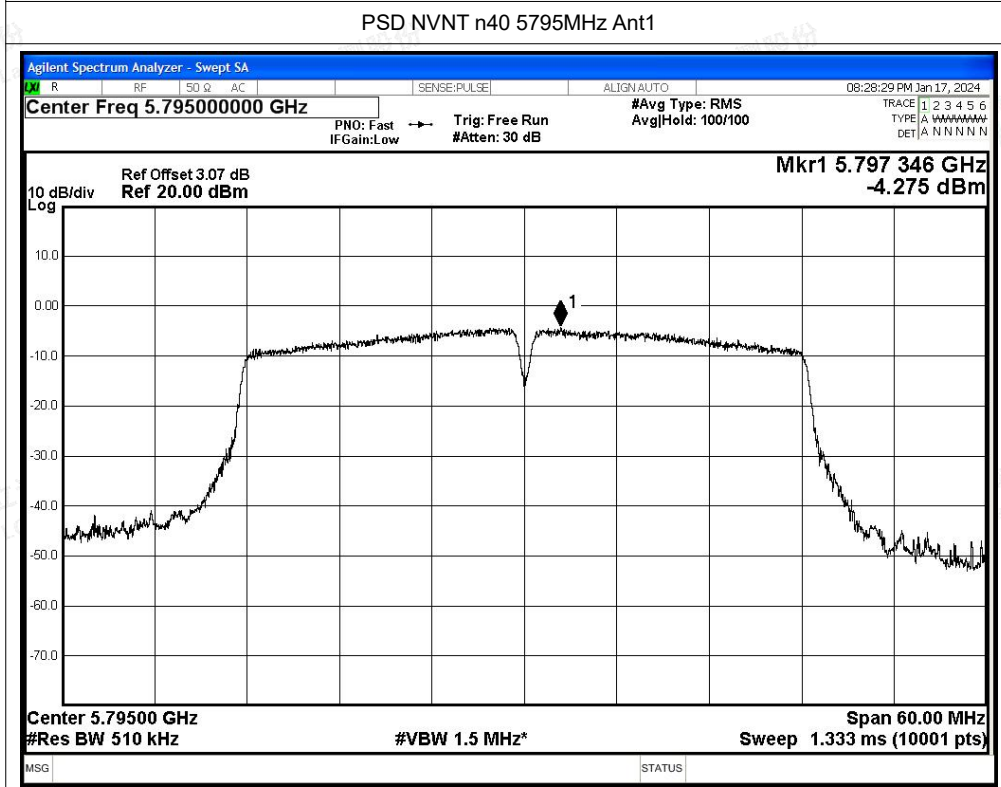
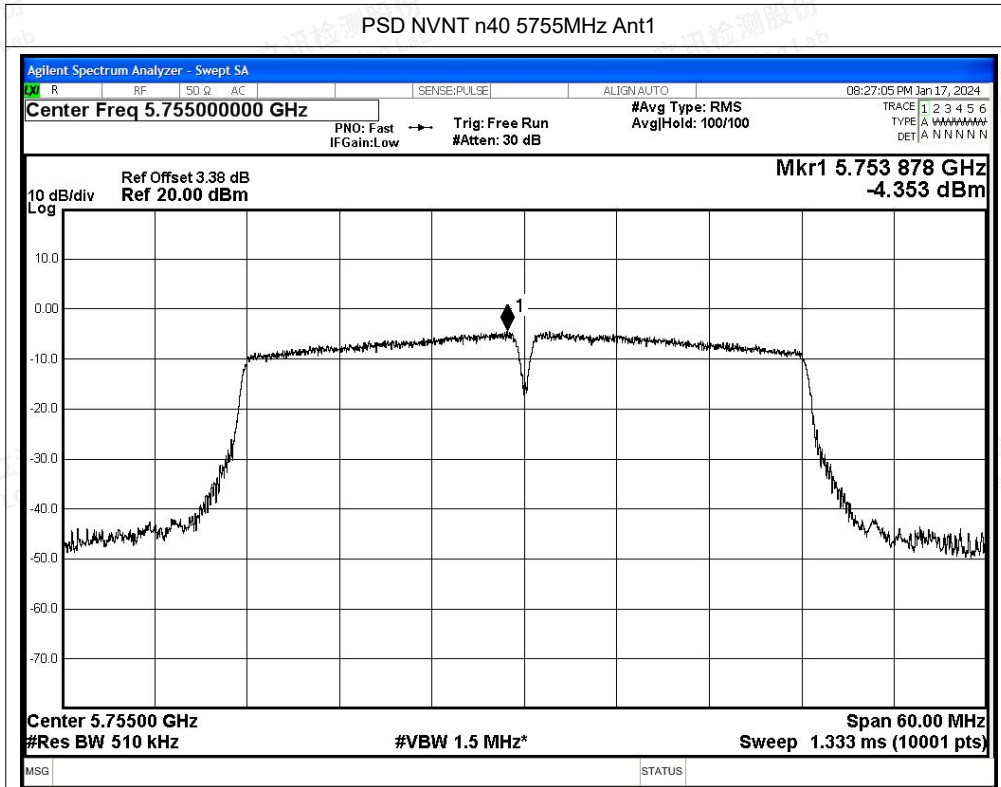
PSD NVNT a 5825MHz Ant1

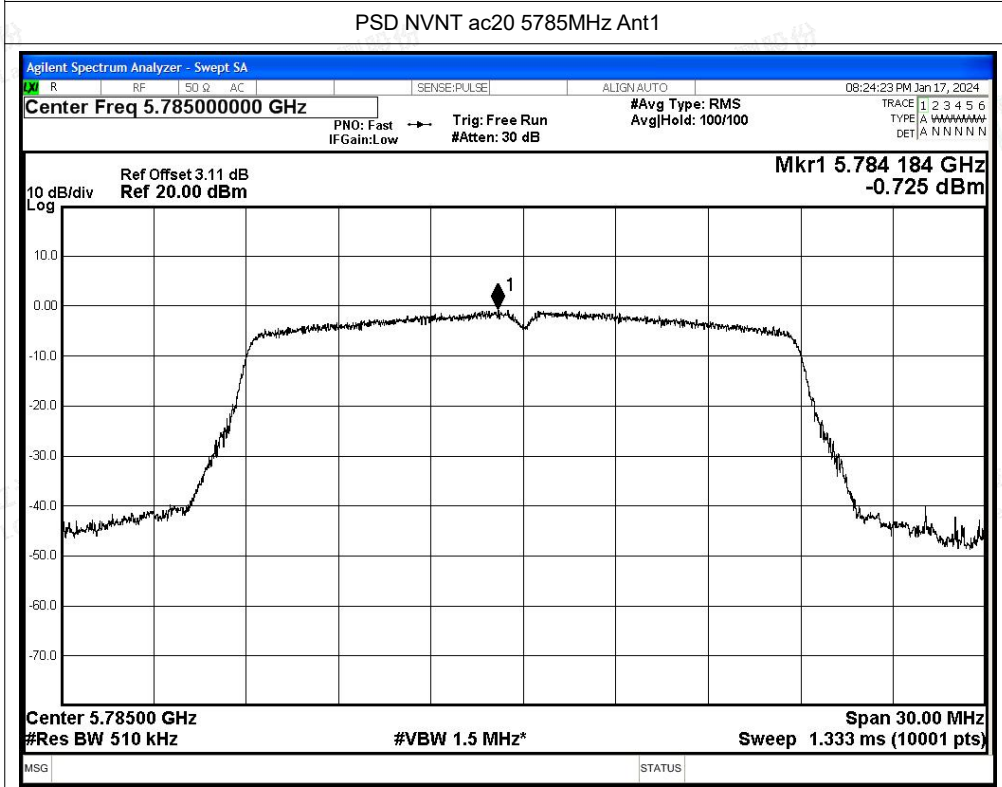
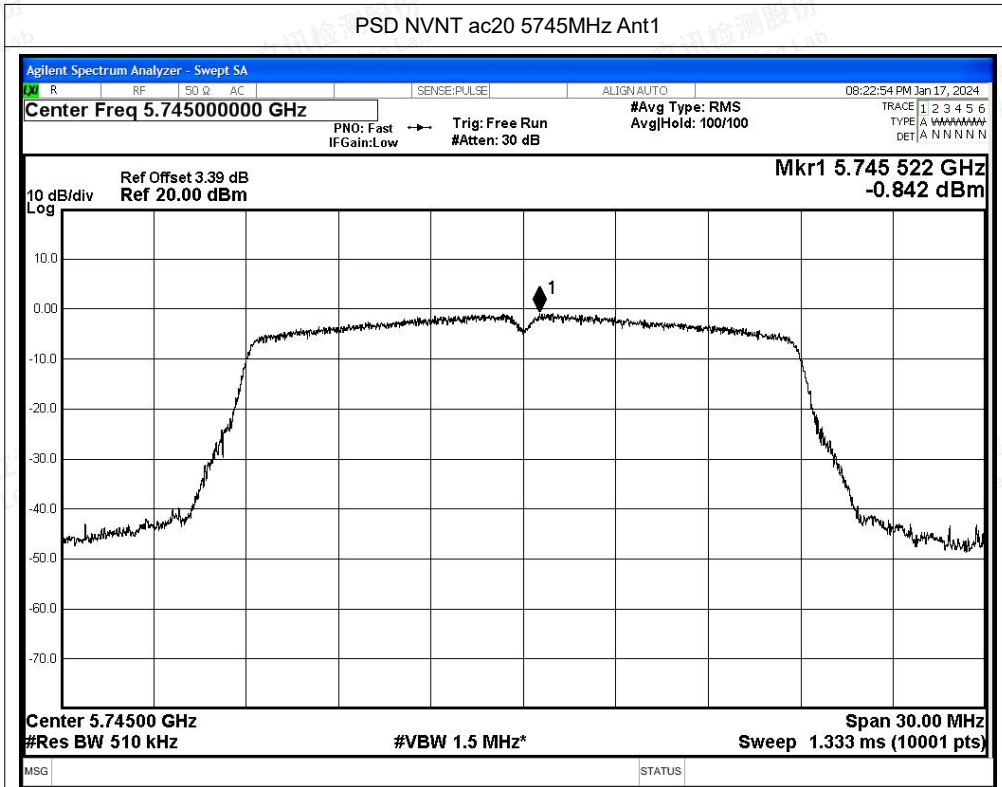


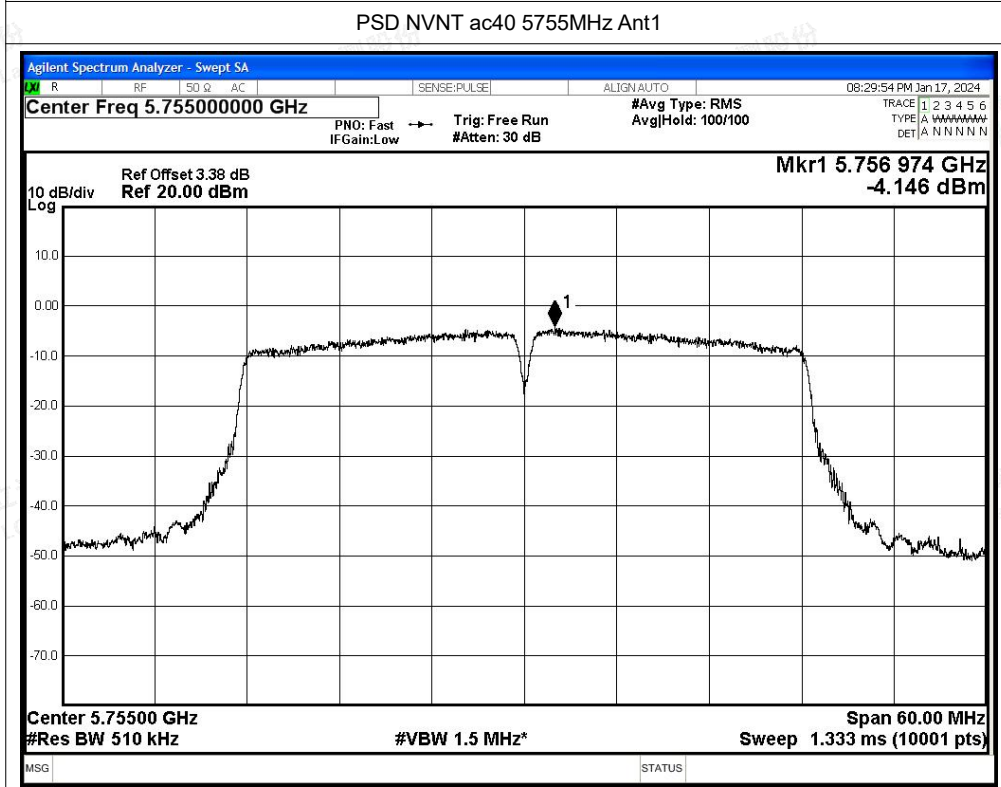
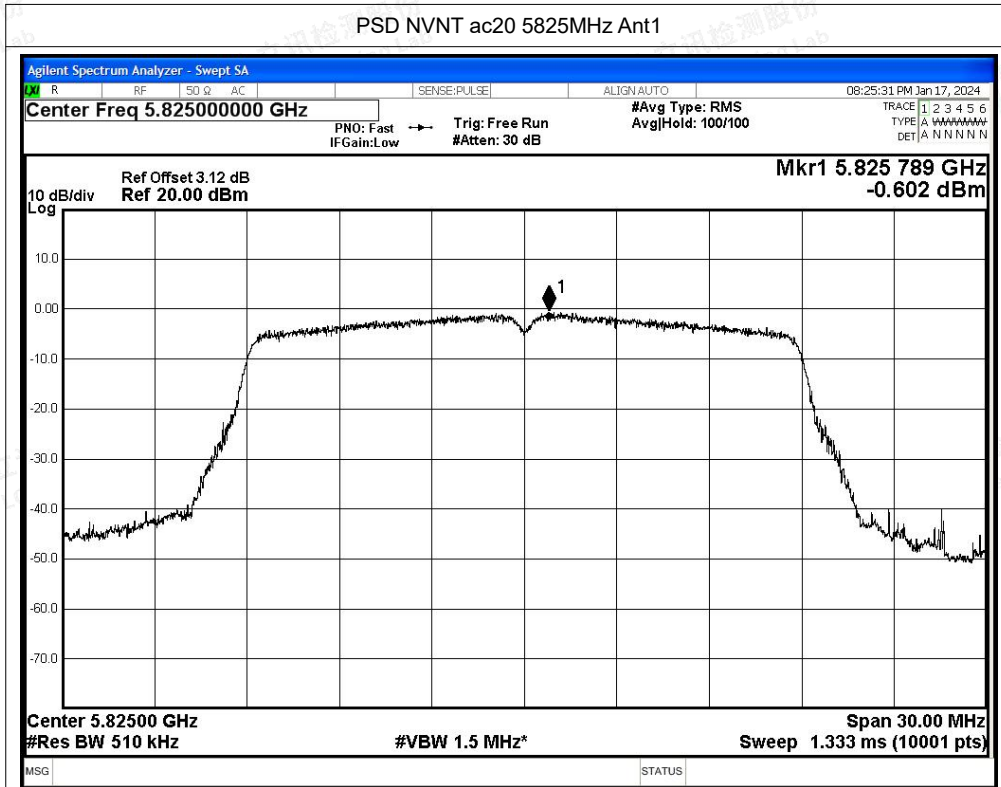
PSD NVNT n20 5745MHz Ant1

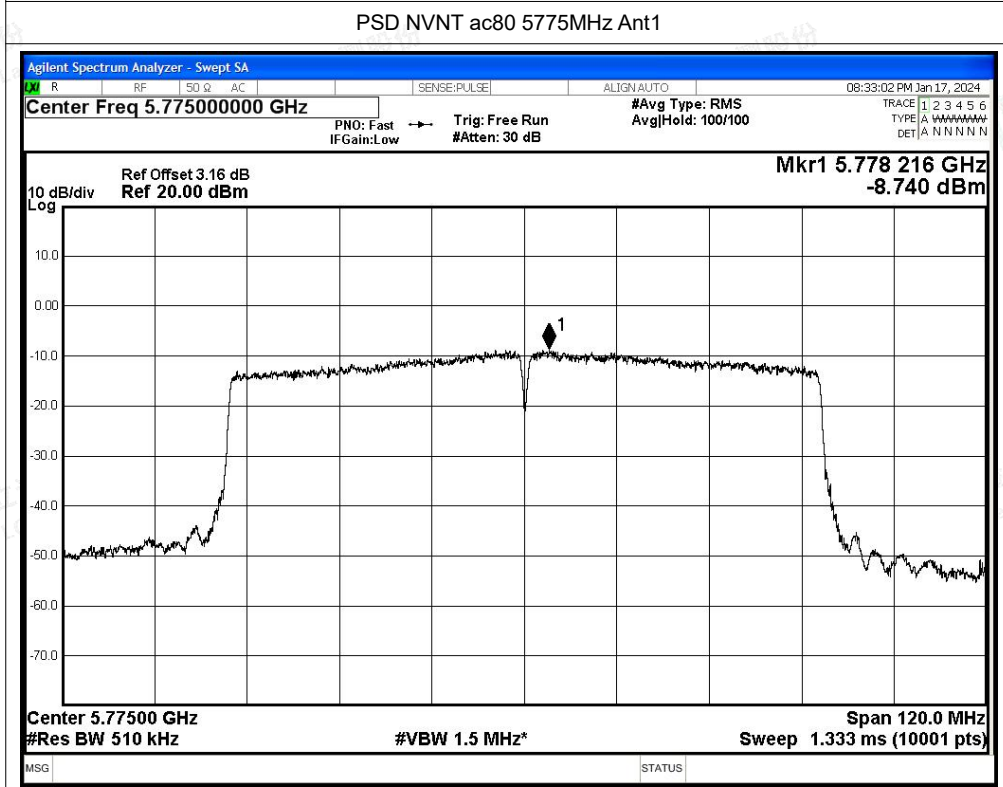
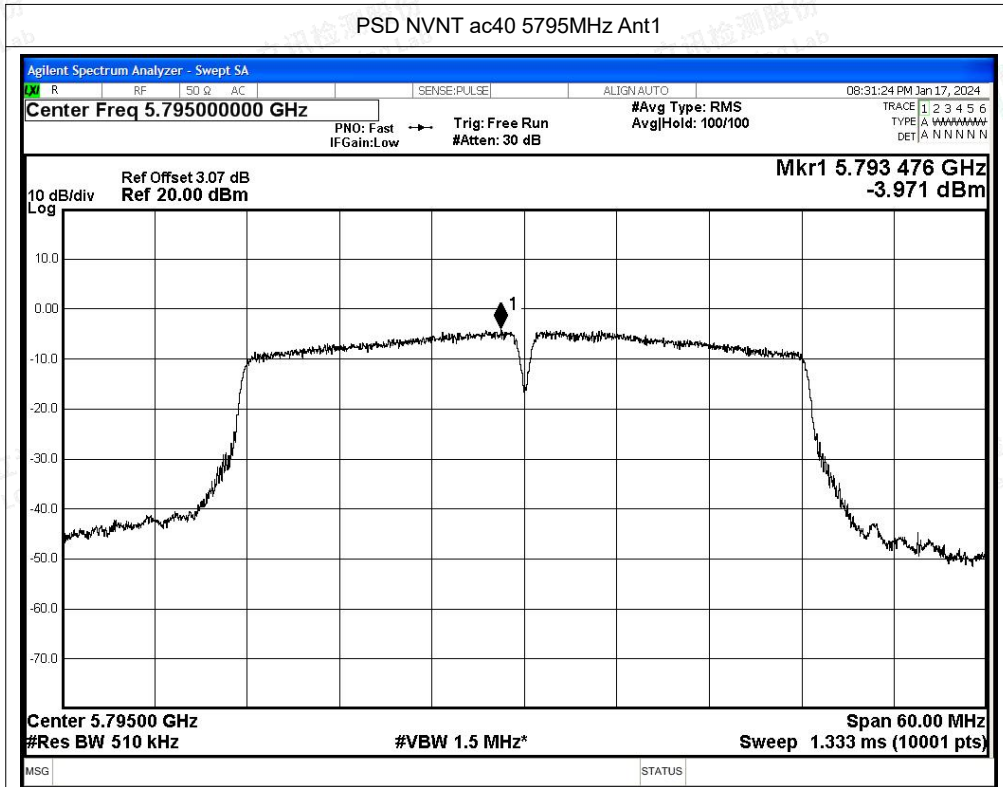














G.4 Restrict Band

Condition	Mode	Frequency (MHz)	Antenna	Spur Freq (MHz)	Power (dBm)	Gain (dBi)	Duty Factor (dB)	EIRP Power (dBm)	Detector	Limit (dBm)	Verdict
NVNT	a	5745	Ant1	5650	-49.39	4.68	-	-44.71	Peak	-27	Pass
NVNT	a	5745	Ant1	5650	-56.05	4.68	0.13	-51.37	Average	-27	Pass
NVNT	a	5745	Ant1	5700	-47.08	4.68	-	-42.4	Peak	10	Pass
NVNT	a	5745	Ant1	5700	-54.32	4.68	0.13	-49.64	Average	10	Pass
NVNT	a	5745	Ant1	5720	-33.69	4.68	-	-29.01	Peak	15.6	Pass
NVNT	a	5745	Ant1	5720	-50.03	4.68	0.13	-45.35	Average	15.6	Pass
NVNT	a	5745	Ant1	5725	-27.7	4.68	-	-23.02	Peak	27	Pass
NVNT	a	5745	Ant1	5725	-46.52	4.68	0.13	-41.84	Average	27	Pass
NVNT	a	5825	Ant1	5850	-43.86	4.68	-	-39.18	Peak	27	Pass
NVNT	a	5825	Ant1	5850	-50.97	4.68	0.13	-46.29	Average	27	Pass
NVNT	a	5825	Ant1	5855	-40.25	4.68	-	-35.57	Peak	15.6	Pass
NVNT	a	5825	Ant1	5855	-52.81	4.68	0.13	-48.13	Average	15.6	Pass
NVNT	a	5825	Ant1	5875	-45.02	4.68	-	-40.34	Peak	10	Pass
NVNT	a	5825	Ant1	5875	-54.21	4.68	0.13	-49.53	Average	10	Pass
NVNT	a	5825	Ant1	5925	-47.45	4.68	-	-42.77	Peak	-27	Pass
NVNT	a	5825	Ant1	5925	-55.29	4.68	0.13	-50.61	Average	-27	Pass
NVNT	n20	5745	Ant1	5650	-46.27	4.68	-	-41.59	Peak	-27	Pass
NVNT	n20	5745	Ant1	5650	-55.79	4.68	0.13	-51.11	Average	-27	Pass
NVNT	n20	5745	Ant1	5700	-46.23	4.68	-	-41.55	Peak	10	Pass
NVNT	n20	5745	Ant1	5700	-54.11	4.68	0.13	-49.43	Average	10	Pass
NVNT	n20	5745	Ant1	5720	-38.24	4.68	-	-33.56	Peak	15.6	Pass
NVNT	n20	5745	Ant1	5720	-50.09	4.68	0.13	-45.41	Average	15.6	Pass
NVNT	n20	5745	Ant1	5725	-25.73	4.68	-	-21.05	Peak	27	Pass
NVNT	n20	5745	Ant1	5725	-48	4.68	0.13	-43.32	Average	27	Pass
NVNT	n20	5825	Ant1	5850	-29.19	4.68	-	-24.51	Peak	27	Pass
NVNT	n20	5825	Ant1	5850	-51.17	4.68	0.13	-46.49	Average	27	Pass
NVNT	n20	5825	Ant1	5855	-41.65	4.68	-	-36.97	Peak	15.6	Pass
NVNT	n20	5825	Ant1	5855	-52.12	4.68	0.13	-47.44	Average	15.6	Pass
NVNT	n20	5825	Ant1	5875	-45.44	4.68	-	-40.76	Peak	10	Pass
NVNT	n20	5825	Ant1	5875	-53.93	4.68	0.13	-49.25	Average	10	Pass
NVNT	n20	5825	Ant1	5925	-47.76	4.68	-	-43.08	Peak	-27	Pass
NVNT	n20	5825	Ant1	5925	-55.47	4.68	0.13	-50.79	Average	-27	Pass
NVNT	n40	5755	Ant1	5650	-45.64	4.68	-	-40.96	Peak	-27	Pass
NVNT	n40	5755	Ant1	5650	-55.26	4.68	0.29	-50.58	Average	-27	Pass
NVNT	n40	5755	Ant1	5700	-39.59	4.68	-	-34.91	Peak	10	Pass
NVNT	n40	5755	Ant1	5700	-53.27	4.68	0.29	-48.59	Average	10	Pass



Shenzhen LCS Compliance Testing Laboratory Ltd.
 Add: 101, 201 Bldg A & 301 Bldg C, Juji Industrial Park Yabianxueziwei, Shajing Street, Baoan District, Shenzhen, 518000, China
 Tel: +(86) 0755-82591330 | E-mail: webmaster@lcs-cert.com | Web: www.lcs-cert.com
 Scan code to check authenticity



NVNT	n40	5755	Ant1	5720	-28.26	4.68	-	-23.58	Peak	15.6	Pass
NVNT	n40	5755	Ant1	5720	-45.72	4.68	0.29	-41.04	Average	15.6	Pass
NVNT	n40	5755	Ant1	5725	-35.92	4.68	-	-31.24	Peak	27	Pass
NVNT	n40	5755	Ant1	5725	-45.12	4.68	0.29	-40.44	Average	27	Pass
NVNT	n40	5795	Ant1	5850	-37.86	4.68	-	-33.18	Peak	27	Pass
NVNT	n40	5795	Ant1	5850	-53.25	4.68	0.29	-48.57	Average	27	Pass
NVNT	n40	5795	Ant1	5855	-42.02	4.68	-	-37.34	Peak	15.6	Pass
NVNT	n40	5795	Ant1	5855	-55.26	4.68	0.29	-50.58	Average	15.6	Pass
NVNT	n40	5795	Ant1	5875	-48.36	4.68	-	-43.68	Peak	10	Pass
NVNT	n40	5795	Ant1	5875	-54.94	4.68	0.29	-50.26	Average	10	Pass
NVNT	n40	5795	Ant1	5925	-48.65	4.68	-	-43.97	Peak	-27	Pass
NVNT	n40	5795	Ant1	5925	-56.63	4.68	0.29	-51.95	Average	-27	Pass
NVNT	ac20	5745	Ant1	5650	-47.79	4.68	-	-43.11	Peak	-27	Pass
NVNT	ac20	5745	Ant1	5650	-56.33	4.68	0.15	-51.65	Average	-27	Pass
NVNT	ac20	5745	Ant1	5700	-45.16	4.68	-	-40.48	Peak	10	Pass
NVNT	ac20	5745	Ant1	5700	-55.17	4.68	0.15	-50.49	Average	10	Pass
NVNT	ac20	5745	Ant1	5720	-39.62	4.68	-	-34.94	Peak	15.6	Pass
NVNT	ac20	5745	Ant1	5720	-49.36	4.68	0.15	-44.68	Average	15.6	Pass
NVNT	ac20	5745	Ant1	5725	-31.23	4.68	-	-26.55	Peak	27	Pass
NVNT	ac20	5745	Ant1	5725	-46.01	4.68	0.15	-41.33	Average	27	Pass
NVNT	ac20	5825	Ant1	5850	-37.02	4.68	-	-32.34	Peak	27	Pass
NVNT	ac20	5825	Ant1	5850	-50.82	4.68	0.15	-46.14	Average	27	Pass
NVNT	ac20	5825	Ant1	5855	-43.95	4.68	-	-39.27	Peak	15.6	Pass
NVNT	ac20	5825	Ant1	5855	-52.76	4.68	0.15	-48.08	Average	15.6	Pass
NVNT	ac20	5825	Ant1	5875	-46.31	4.68	-	-41.63	Peak	10	Pass
NVNT	ac20	5825	Ant1	5875	-54.53	4.68	0.15	-49.85	Average	10	Pass
NVNT	ac20	5825	Ant1	5925	-48.32	4.68	-	-43.64	Peak	-27	Pass
NVNT	ac20	5825	Ant1	5925	-55.57	4.68	0.15	-50.89	Average	-27	Pass
NVNT	ac40	5755	Ant1	5650	-48.43	4.68	-	-43.75	Peak	-27	Pass
NVNT	ac40	5755	Ant1	5650	-55.94	4.68	0.28	-51.26	Average	-27	Pass
NVNT	ac40	5755	Ant1	5700	-46	4.68	-	-41.32	Peak	10	Pass
NVNT	ac40	5755	Ant1	5700	-53.5	4.68	0.28	-48.82	Average	10	Pass
NVNT	ac40	5755	Ant1	5720	-35.1	4.68	-	-30.42	Peak	15.6	Pass
NVNT	ac40	5755	Ant1	5720	-46.61	4.68	0.28	-41.93	Average	15.6	Pass
NVNT	ac40	5755	Ant1	5725	-36.07	4.68	-	-31.39	Peak	27	Pass
NVNT	ac40	5755	Ant1	5725	-44.95	4.68	0.28	-40.27	Average	27	Pass
NVNT	ac40	5795	Ant1	5850	-40.44	4.68	-	-35.76	Peak	27	Pass
NVNT	ac40	5795	Ant1	5850	-54.31	4.68	0.28	-49.63	Average	27	Pass
NVNT	ac40	5795	Ant1	5855	-40.73	4.68	-	-36.05	Peak	15.6	Pass
NVNT	ac40	5795	Ant1	5855	-54.82	4.68	0.28	-50.14	Average	15.6	Pass
NVNT	ac40	5795	Ant1	5875	-48.28	4.68	-	-43.6	Peak	10	Pass





NVNT	ac40	5795	Ant1	5875	-55.97	4.68	0.28	-51.29	Average	10	Pass
NVNT	ac40	5795	Ant1	5925	-49.78	4.68	-	-45.1	Peak	-27	Pass
NVNT	ac40	5795	Ant1	5925	-56.52	4.68	0.28	-51.84	Average	-27	Pass
NVNT	ac80	5775	Ant1	5650	-48.48	4.68	-	-43.8	Peak	-27	Pass
NVNT	ac80	5775	Ant1	5650	-56.07	4.68	0.55	-51.39	Average	-27	Pass
NVNT	ac80	5775	Ant1	5700	-39.83	4.68	-	-35.15	Peak	10	Pass
NVNT	ac80	5775	Ant1	5700	-49.96	4.68	0.55	-45.28	Average	10	Pass
NVNT	ac80	5775	Ant1	5720	-36.03	4.68	-	-31.35	Peak	15.6	Pass
NVNT	ac80	5775	Ant1	5720	-46.55	4.68	0.55	-41.87	Average	15.6	Pass
NVNT	ac80	5775	Ant1	5725	-36.33	4.68	-	-31.65	Peak	27	Pass
NVNT	ac80	5775	Ant1	5725	-46.63	4.68	0.55	-41.95	Average	27	Pass
NVNT	ac80	5775	Ant1	5850	-38.38	4.68	-	-33.7	Peak	27	Pass
NVNT	ac80	5775	Ant1	5850	-52.45	4.68	0.55	-47.77	Average	27	Pass
NVNT	ac80	5775	Ant1	5855	-44.43	4.68	-	-39.75	Peak	15.6	Pass
NVNT	ac80	5775	Ant1	5855	-52.99	4.68	0.55	-48.31	Average	15.6	Pass
NVNT	ac80	5775	Ant1	5875	-45.8	4.68	-	-41.12	Peak	10	Pass
NVNT	ac80	5775	Ant1	5875	-52.84	4.68	0.55	-48.16	Average	10	Pass
NVNT	ac80	5775	Ant1	5925	-49.03	4.68	-	-44.35	Peak	-27	Pass
NVNT	ac80	5775	Ant1	5925	-57.01	4.68	0.55	-52.33	Average	-27	Pass

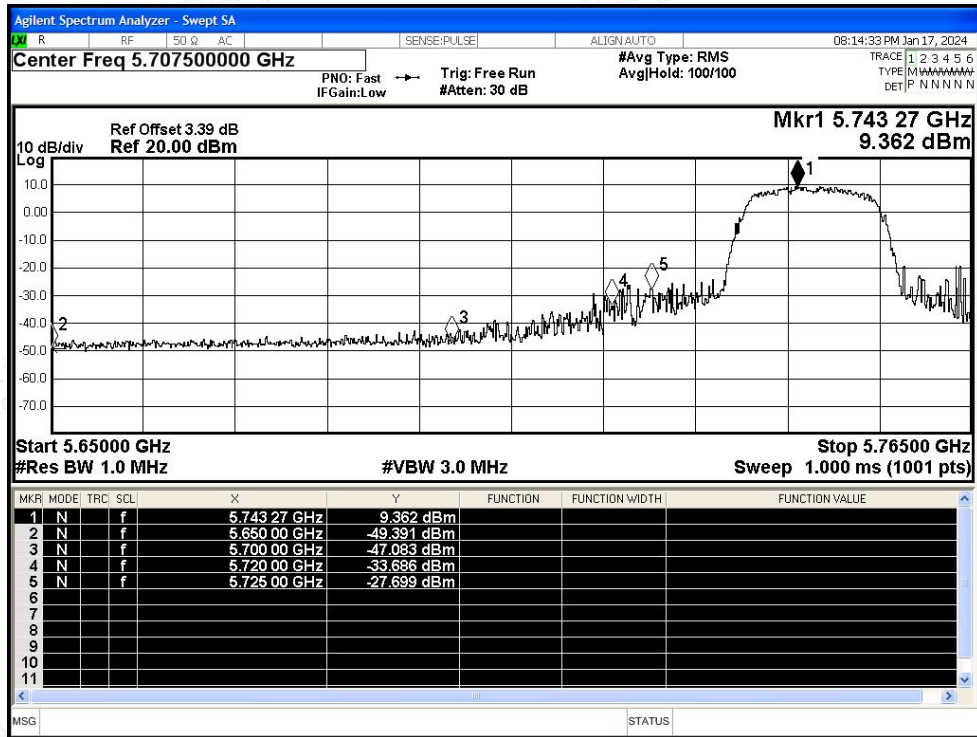


Shenzhen LCS Compliance Testing Laboratory Ltd.
 Add: 101, 201 Bldg A & 301 Bldg C, Juji Industrial Park Yabianxueziwei, Shajing Street, Baoan District, Shenzhen, 518000, China
 Tel: +(86) 0755-82591330 | E-mail: webmaster@lcs-cert.com | Web: www.lcs-cert.com
 Scan code to check authenticity

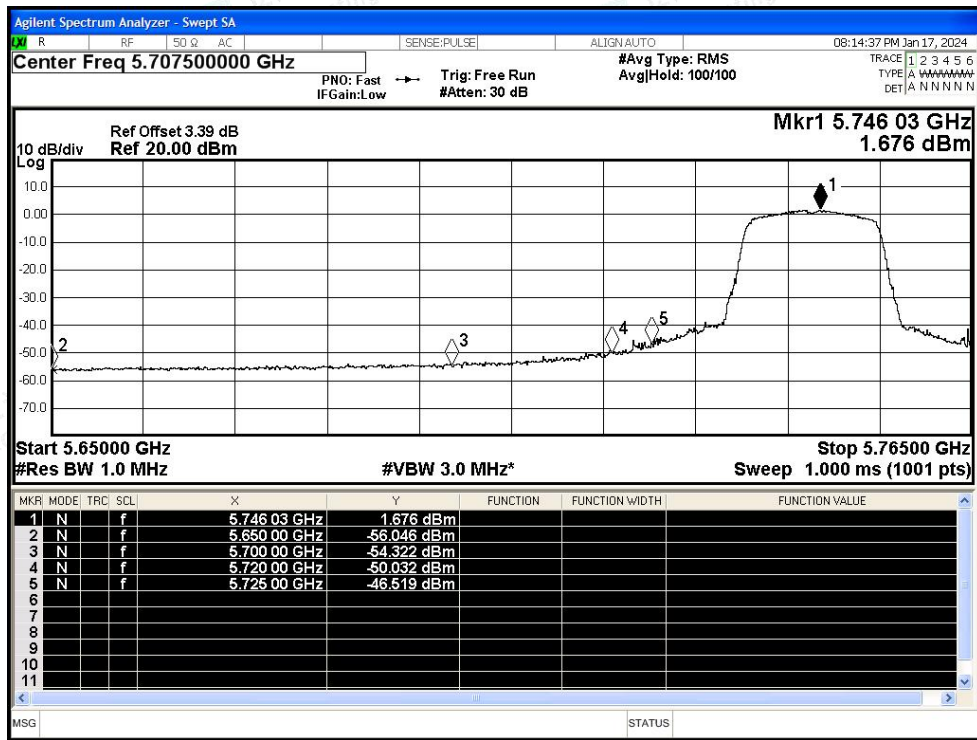


Test Graphs

Restrict Band NVNT a 5745MHz Ant1 Peak

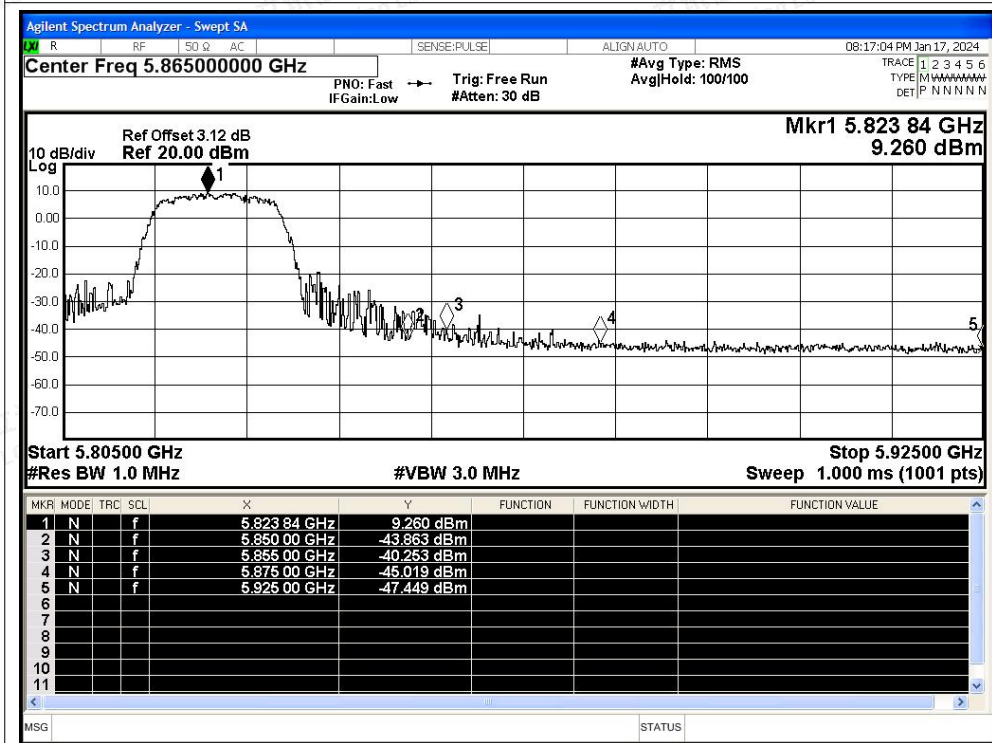


Restrict Band NVNT a 5745MHz Ant1 Average

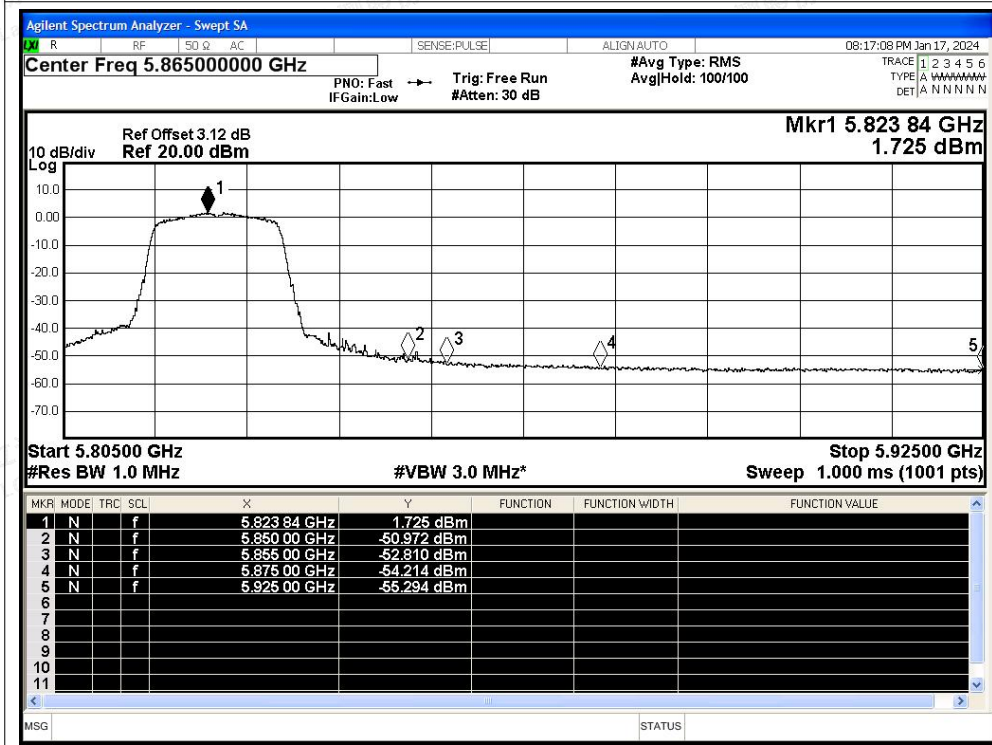




Restrict Band NVNT a 5825MHz Ant1 Peak

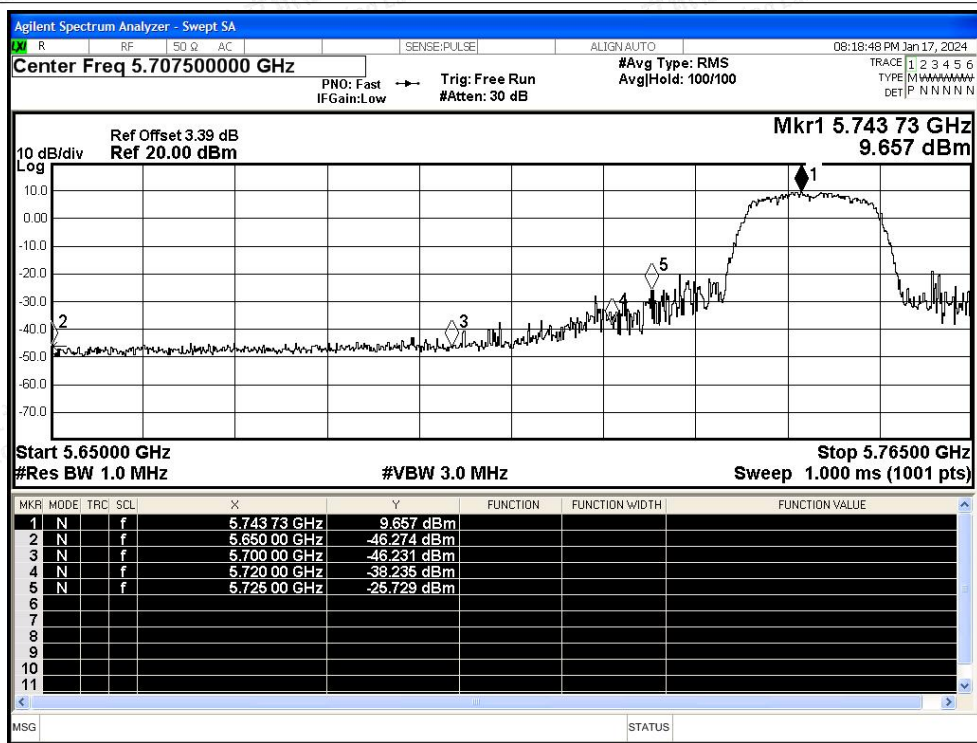


Restrict Band NVNT a 5825MHz Ant1 Average

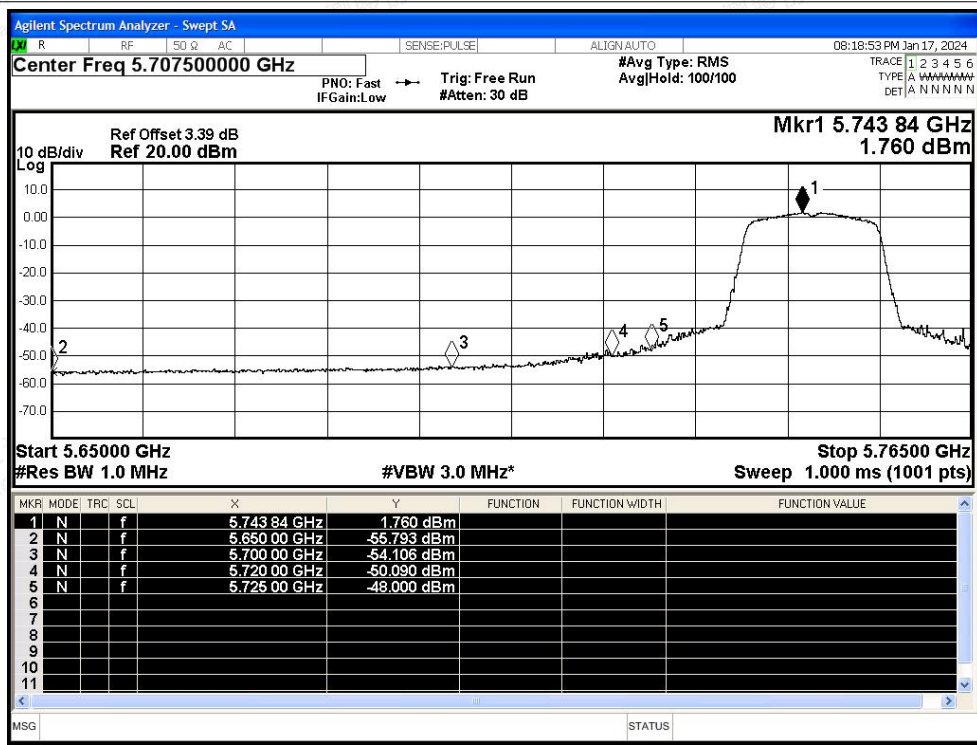




Restrict Band NVNT n20 5745MHz Ant1 Peak

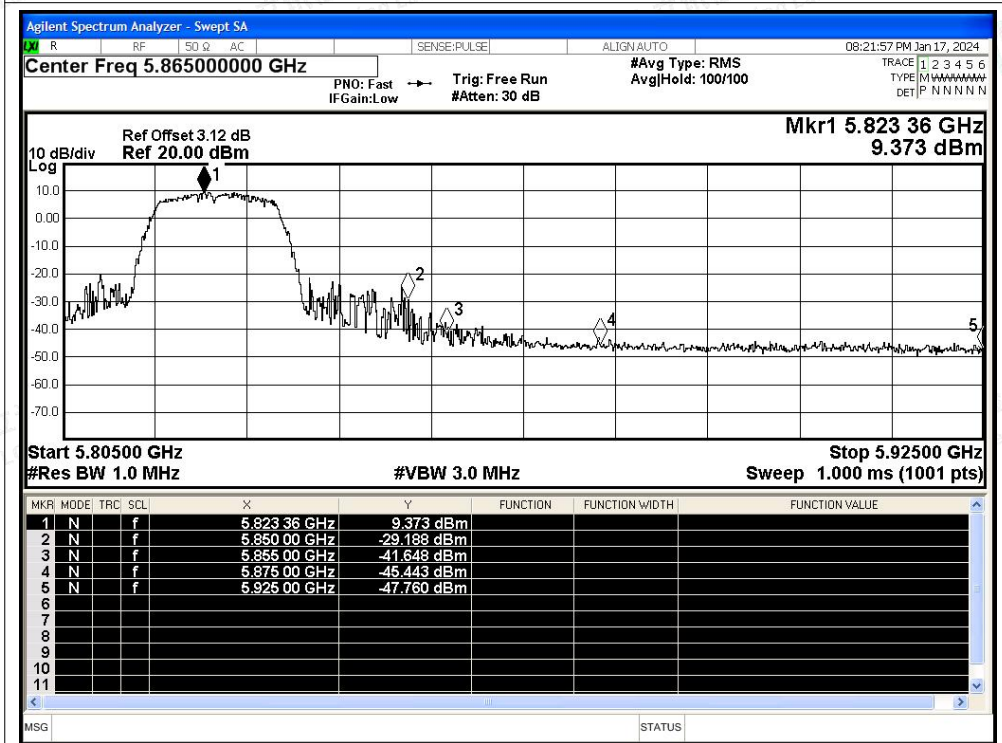


Restrict Band NVNT n20 5745MHz Ant1 Average

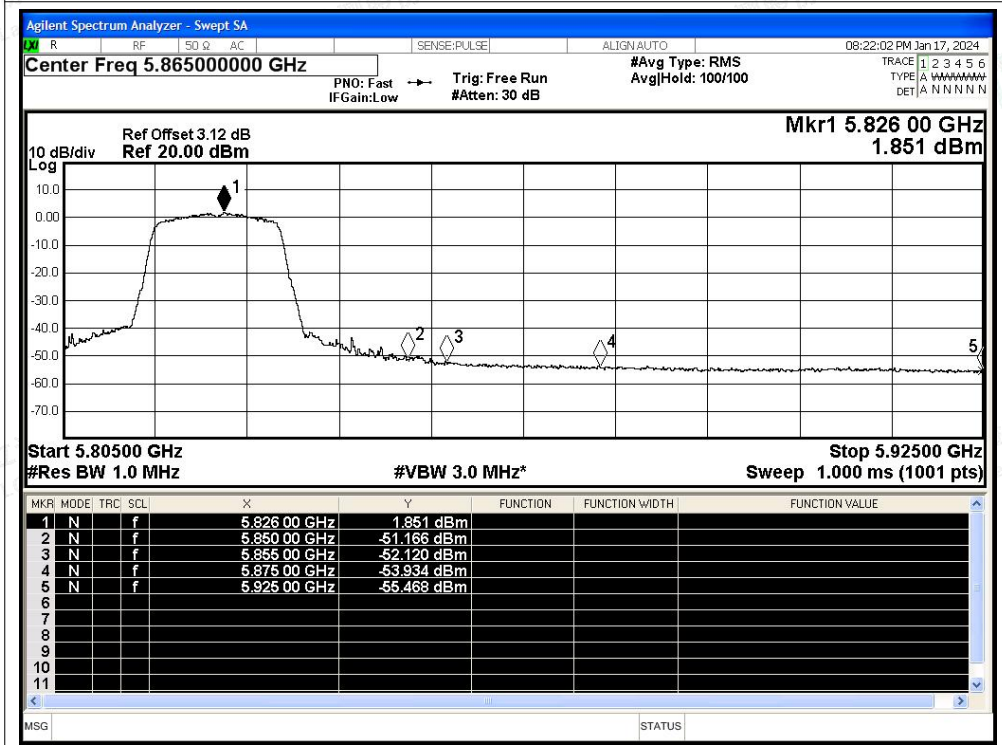




Restrict Band NVNT n20 5825MHz Ant1 Peak

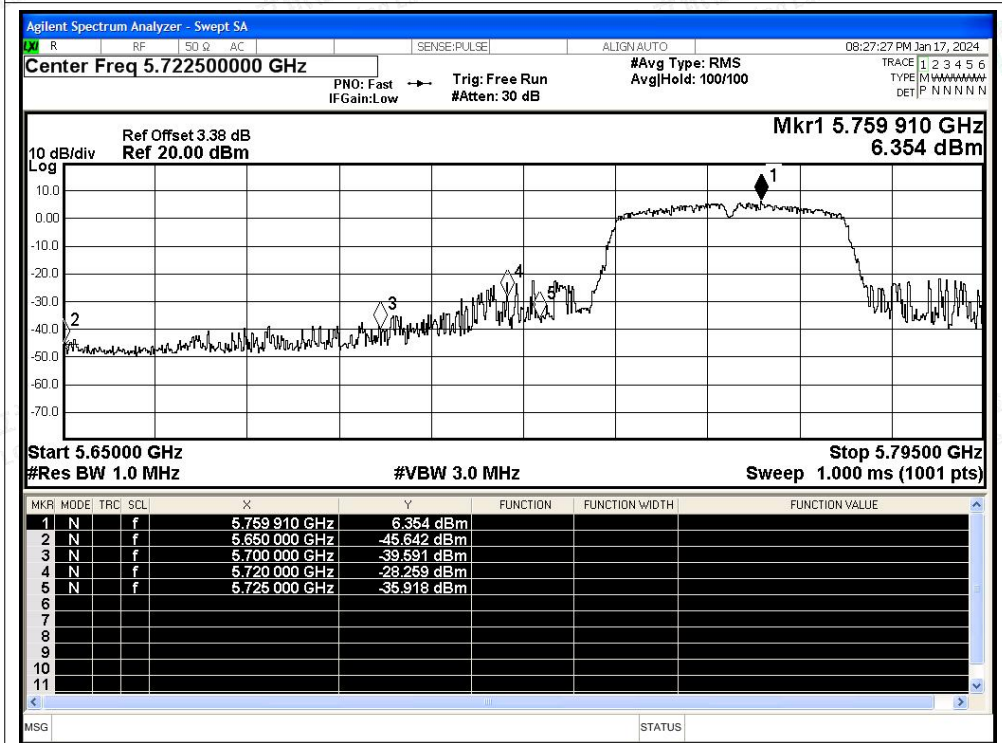


Restrict Band NVNT n20 5825MHz Ant1 Average

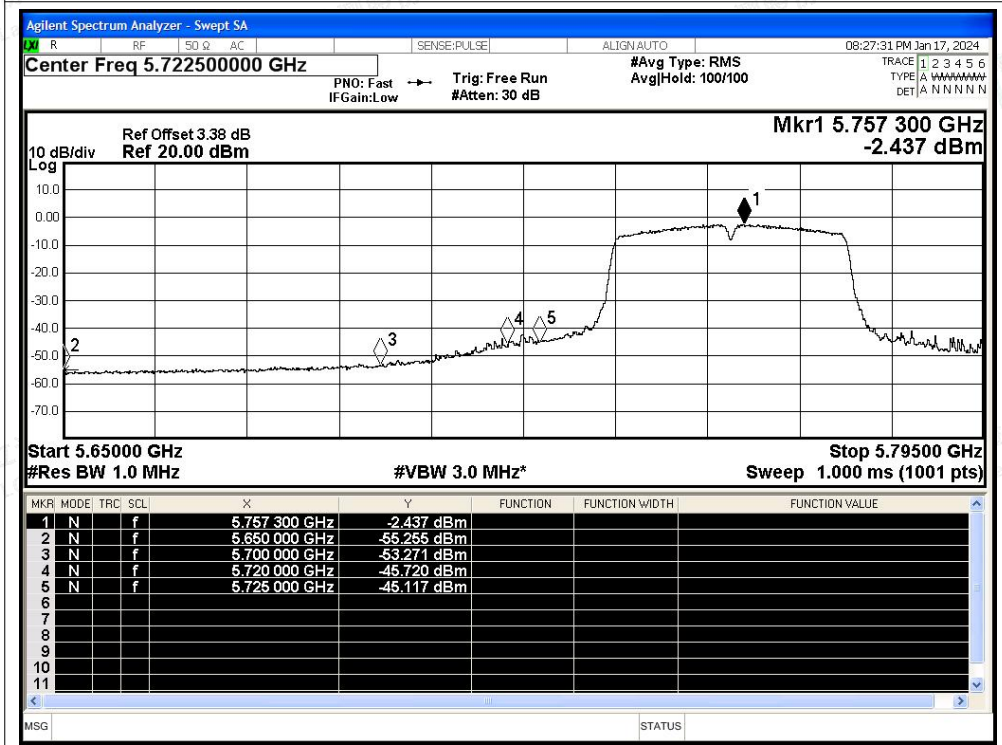




Restrict Band NVNT n40 5755MHz Ant1 Peak

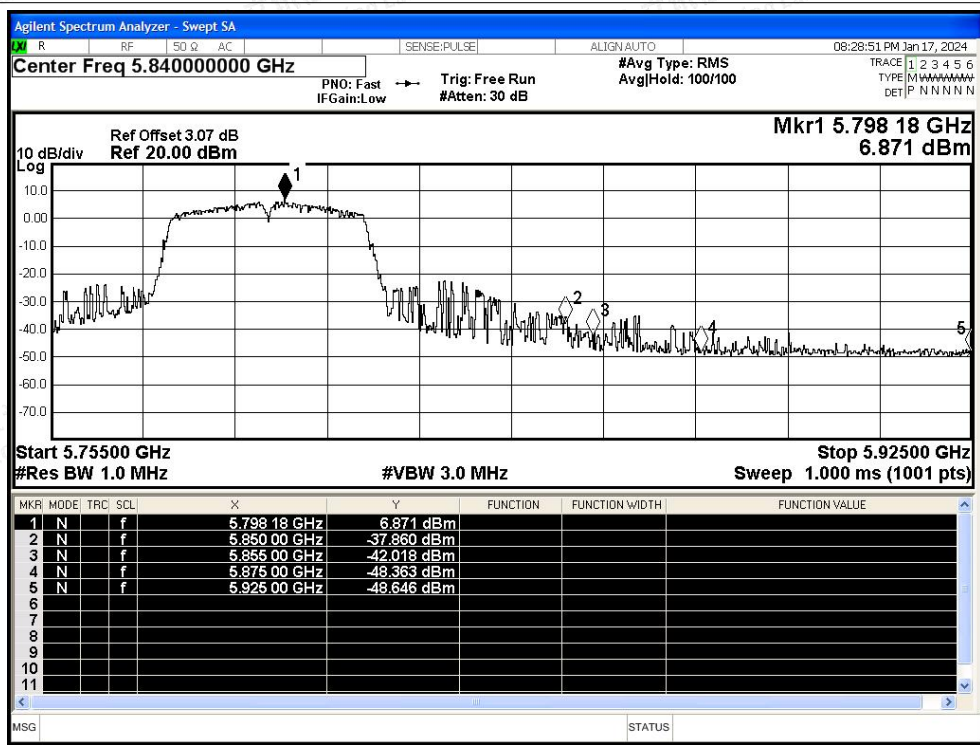


Restrict Band NVNT n40 5755MHz Ant1 Average

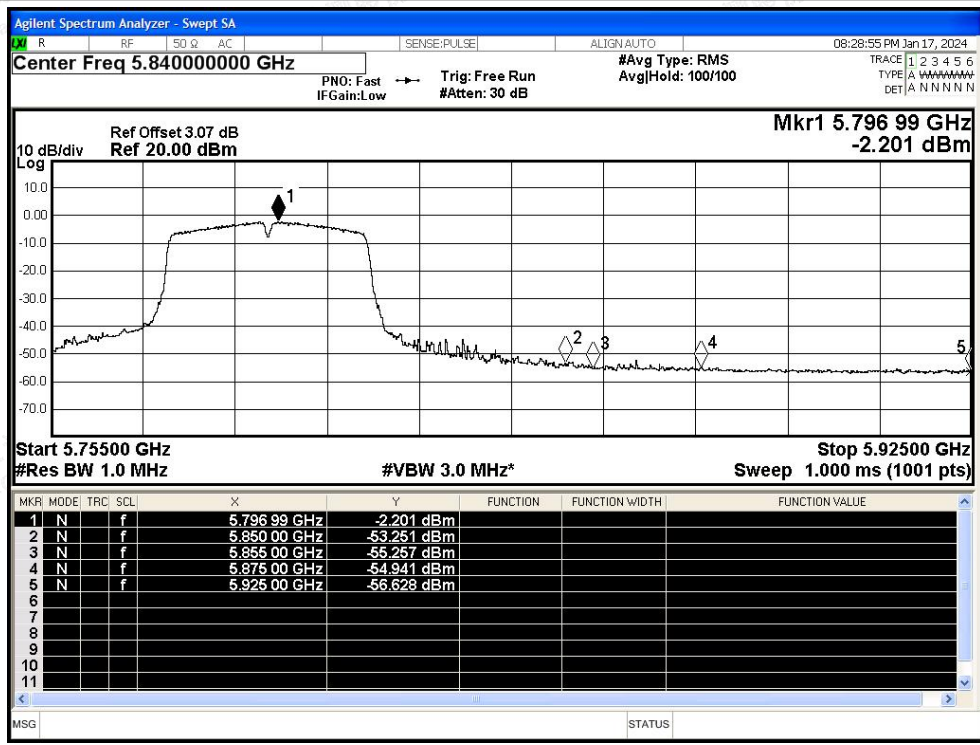


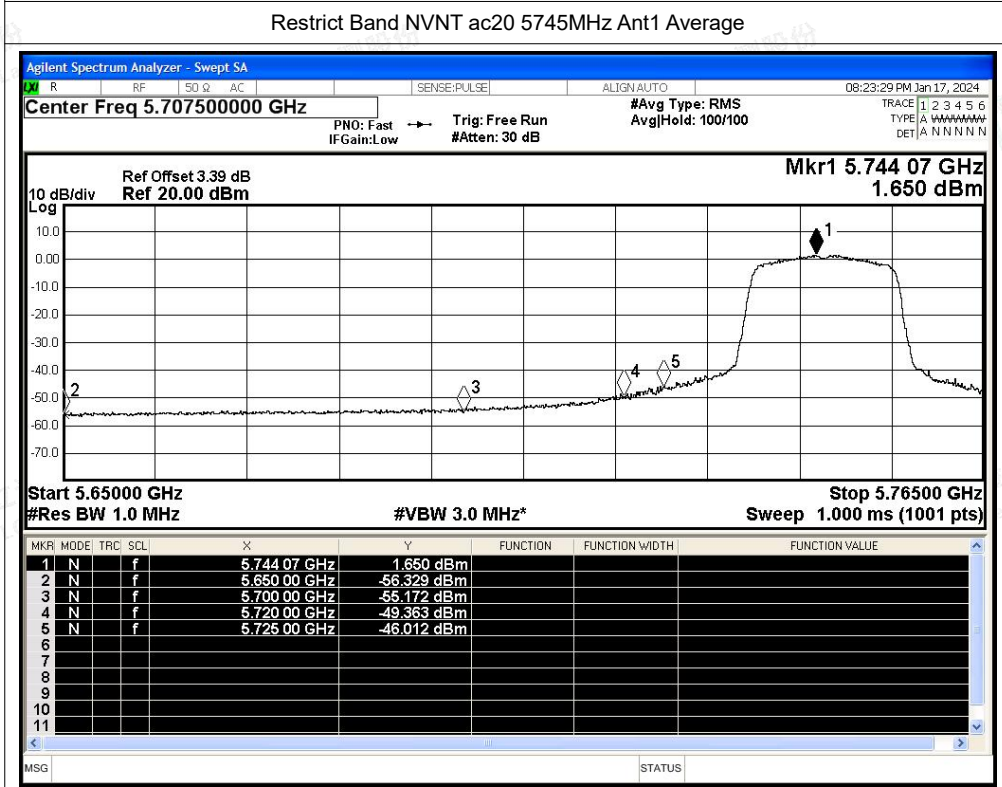
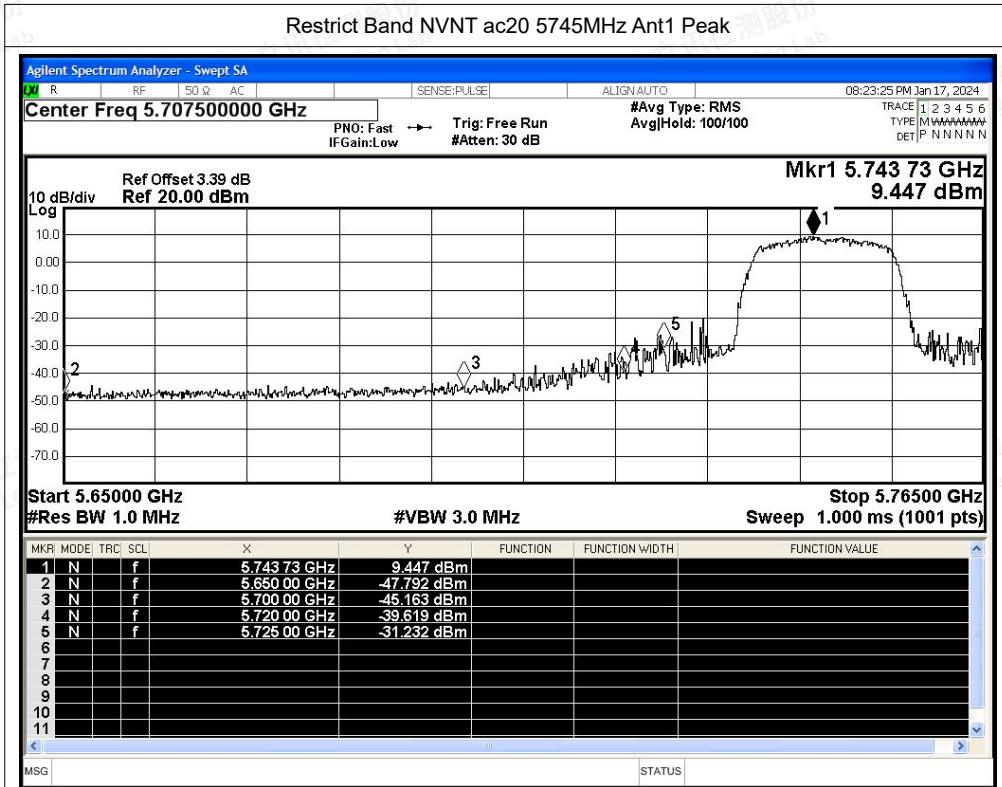


Restrict Band NVNT n40 5795MHz Ant1 Peak



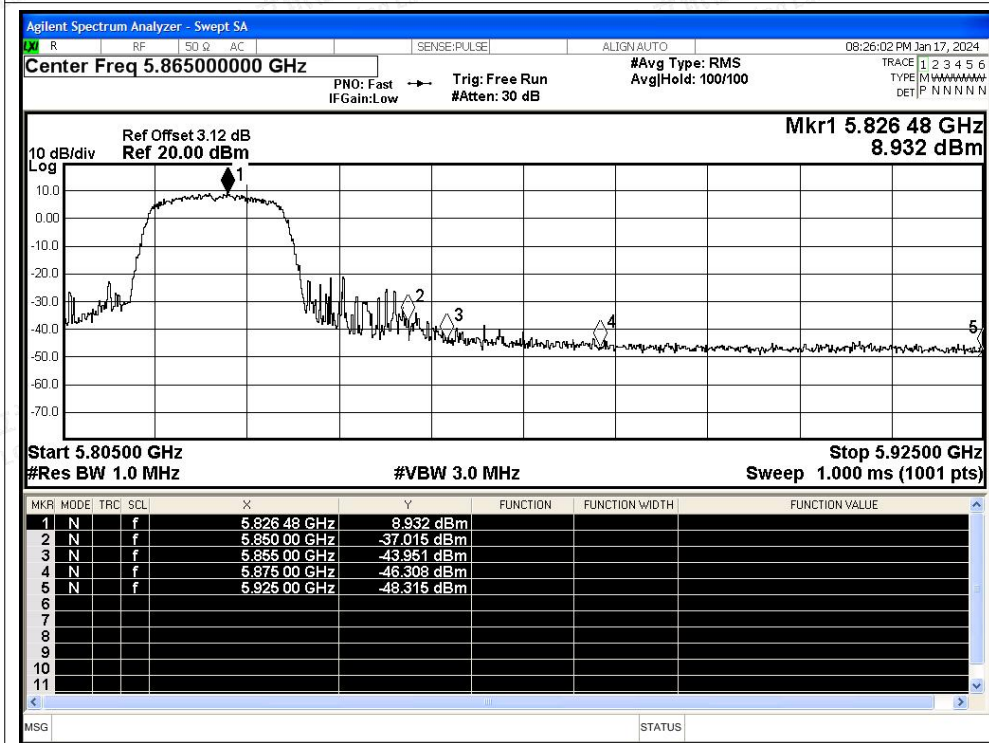
Restrict Band NVNT n40 5795MHz Ant1 Average







Restrict Band NVNT ac20 5825MHz Ant1 Peak



Restrict Band NVNT ac20 5825MHz Ant1 Average

