



Appendix E

RF Test Data for 5.3GWIFI(Conducted Measurement)

Product Name: Smart Diagnostic System

Test Model: P720

Environmental Conditions

Temperature:	23.8° C
Relative Humidity:	52.1%
ATM Pressure:	100.0 kPa
Test Engineer:	Eason Zhou
Supervised by:	Nick Peng





E.1 -26dB Bandwidth

Condition	Mode	Frequency (MHz)	Antenna	-26 dB Bandwidth (MHz)	Limit -26 dB Bandwidth (MHz)	Verdict
NVNT	a	5260	Ant1	25.564	---	Pass
NVNT	a	5300	Ant1	23.566	---	Pass
NVNT	a	5320	Ant1	22.385	---	Pass
NVNT	n20	5260	Ant1	27.748	---	Pass
NVNT	n20	5300	Ant1	26.99	---	Pass
NVNT	n20	5320	Ant1	24.83	---	Pass
NVNT	n40	5270	Ant1	57.214	---	Pass
NVNT	n40	5310	Ant1	49.662	---	Pass
NVNT	ac20	5260	Ant1	28.912	---	Pass
NVNT	ac20	5300	Ant1	20.997	---	Pass
NVNT	ac20	5320	Ant1	27.602	---	Pass
NVNT	ac40	5270	Ant1	41.228	---	Pass
NVNT	ac40	5310	Ant1	40.041	---	Pass
NVNT	ac80	5290	Ant1	79.387	---	Pass

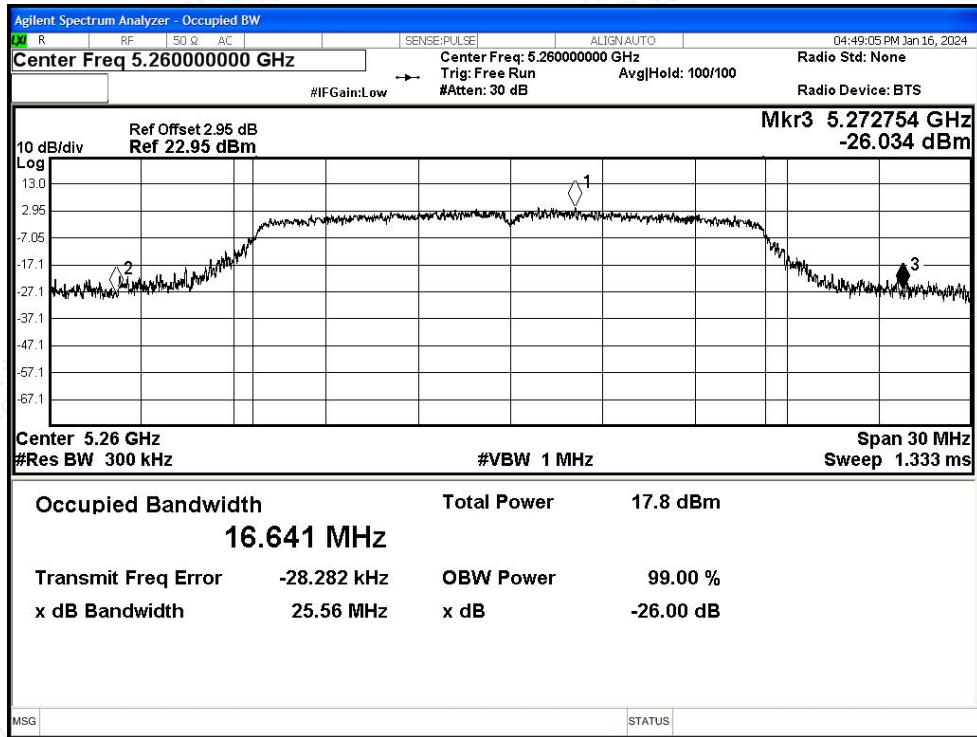


Shenzhen LCS Compliance Testing Laboratory Ltd.
 Add: 101, 201 Bldg A & 301 Bldg C, Juji Industrial Park Yabianxueziwei, Shajing Street, Baoan District, Shenzhen, 518000, China
 Tel: +(86) 0755-82591330 | E-mail: webmaster@lcs-cert.com | Web: www.lcs-cert.com
 Scan code to check authenticity

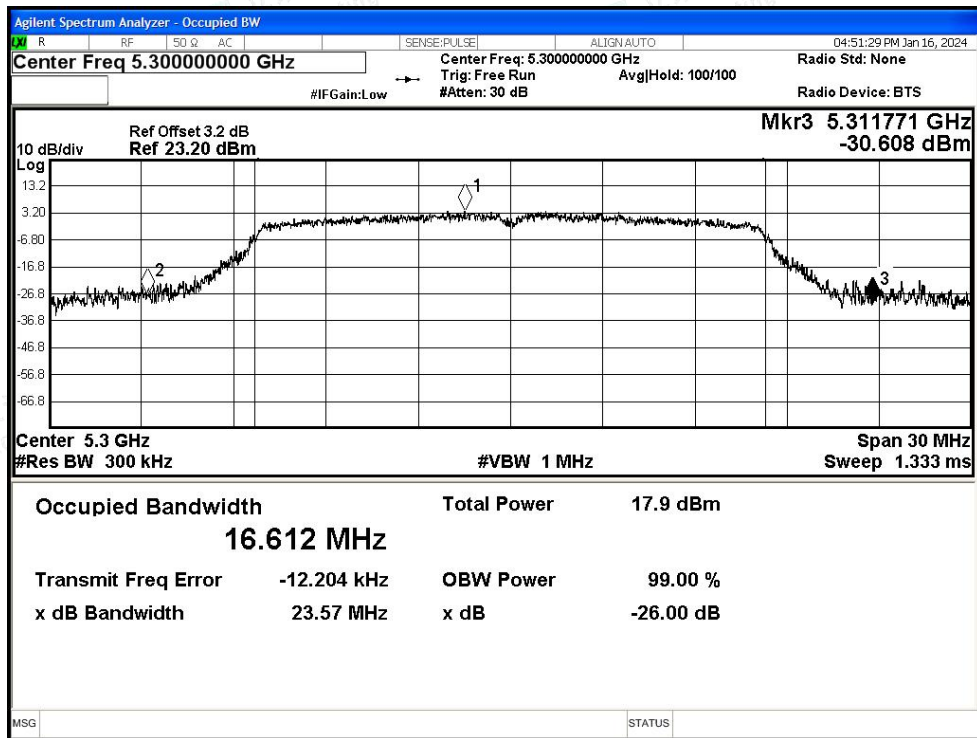


Test Graphs

-26dB Bandwidth NVNT a 5260MHz Ant1

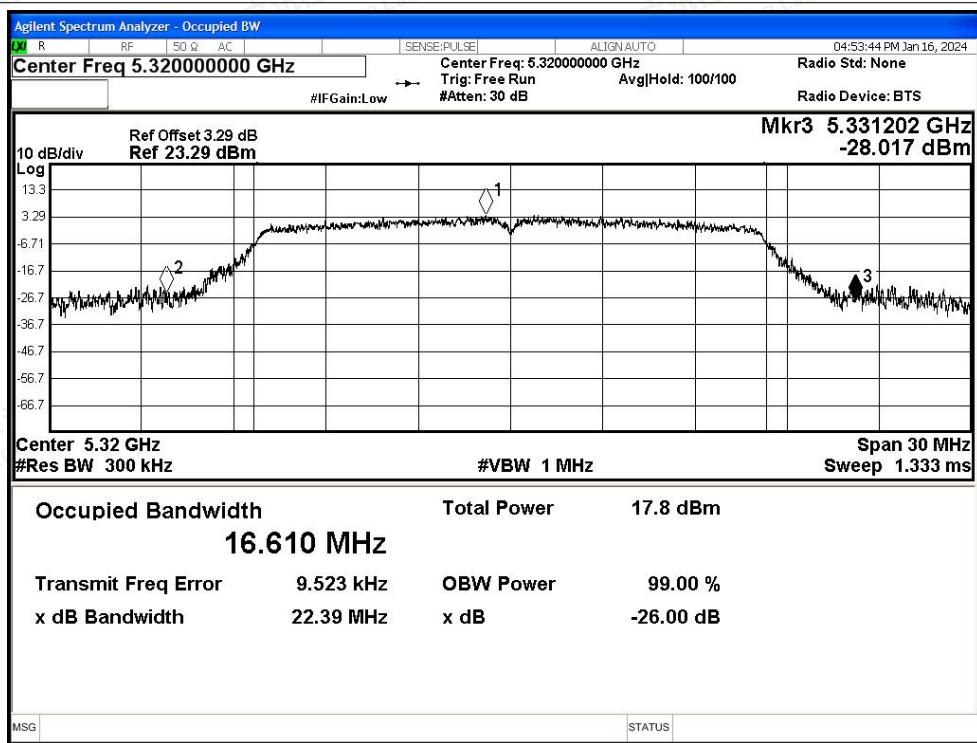


-26dB Bandwidth NVNT a 5300MHz Ant1

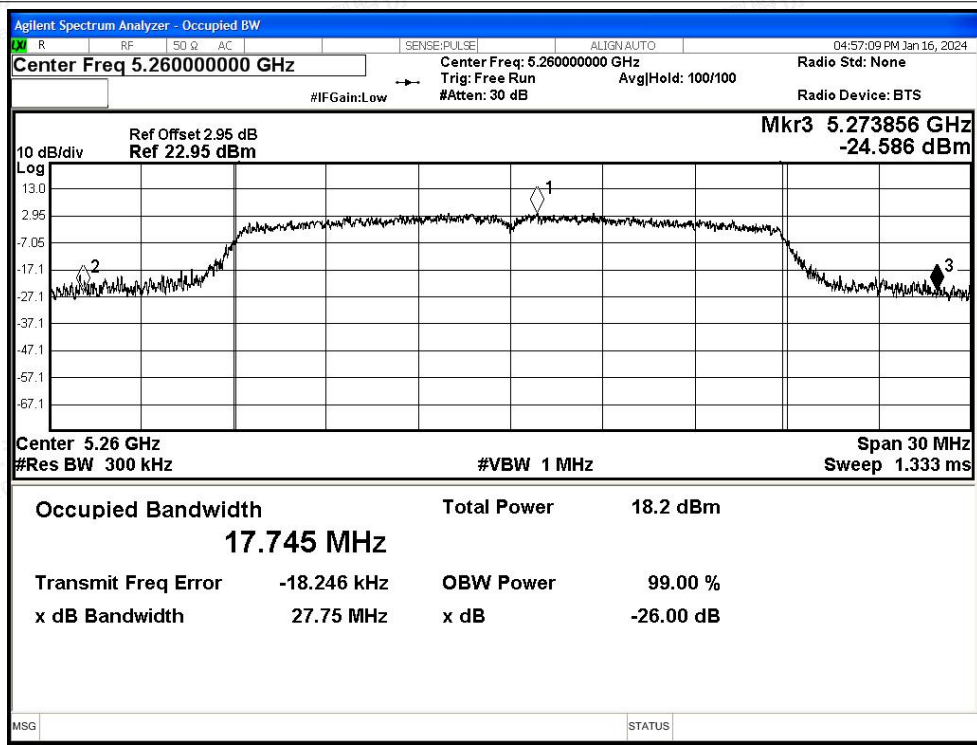


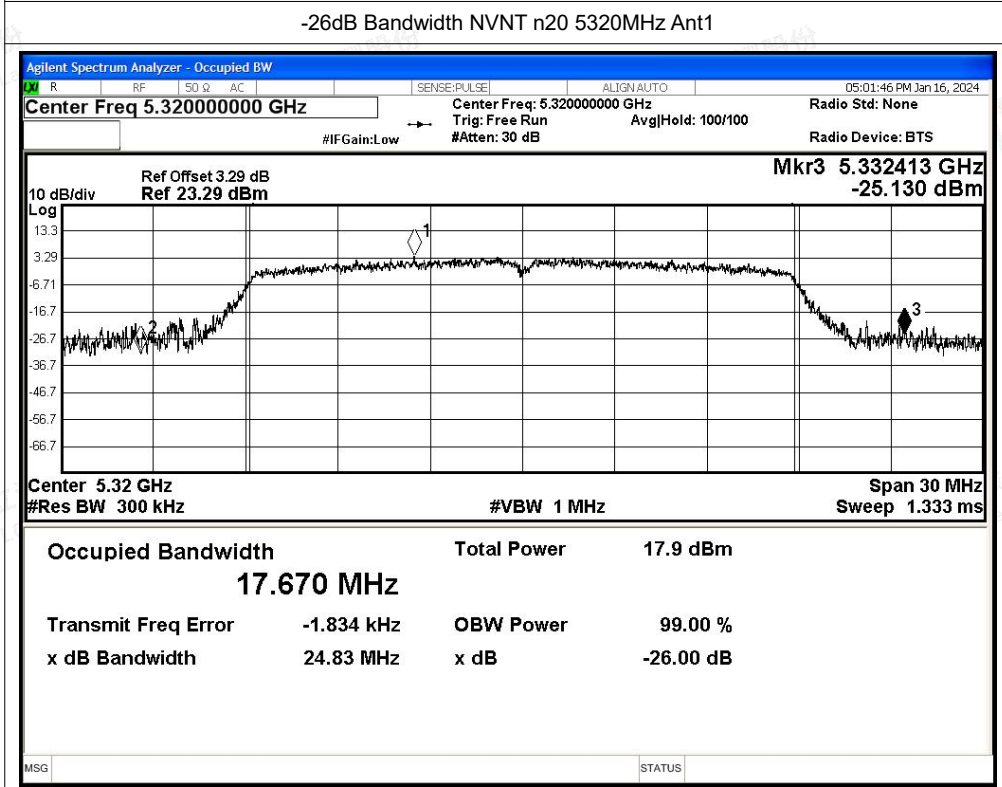
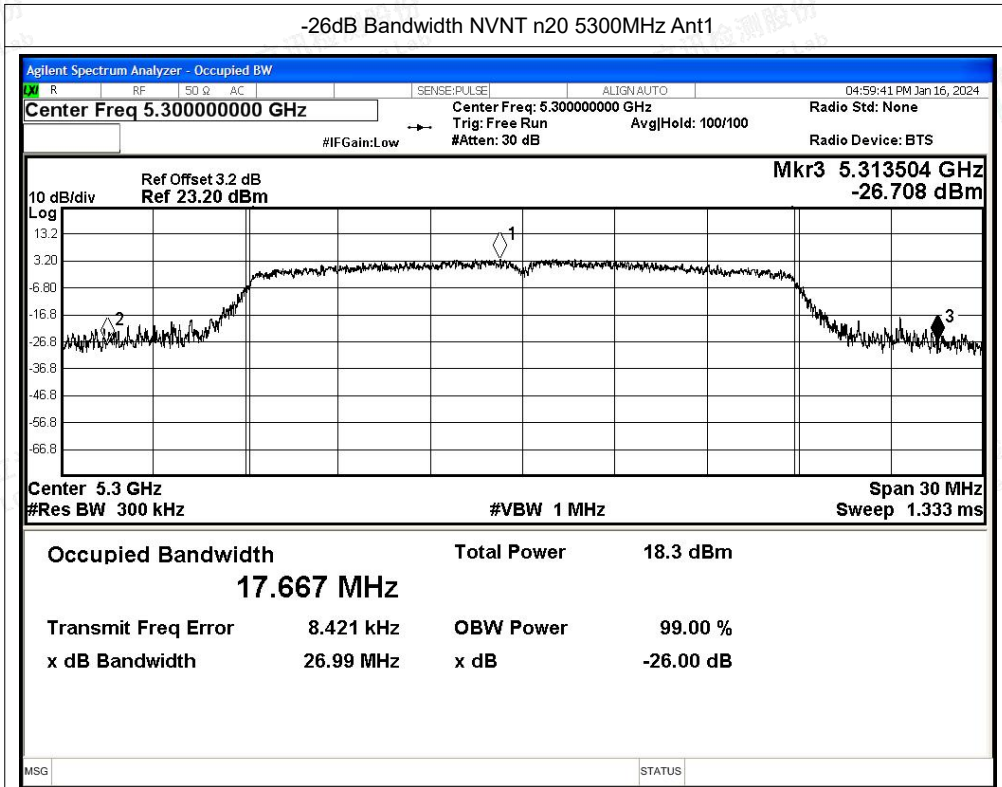


-26dB Bandwidth NVNT a 5320MHz Ant1



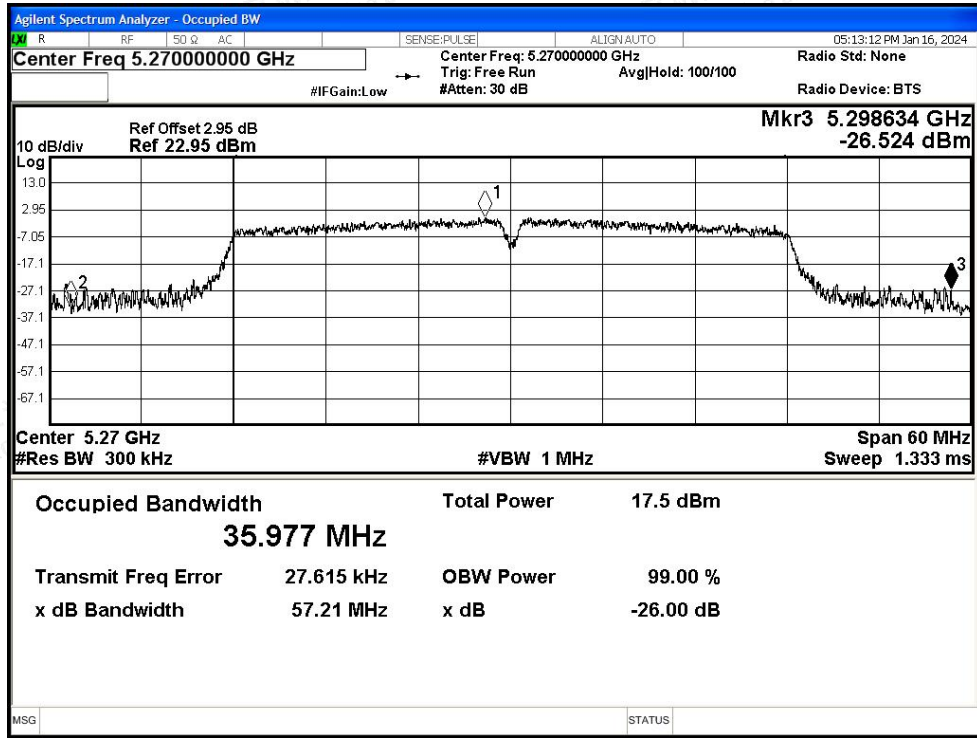
-26dB Bandwidth NVNT n20 5260MHz Ant1



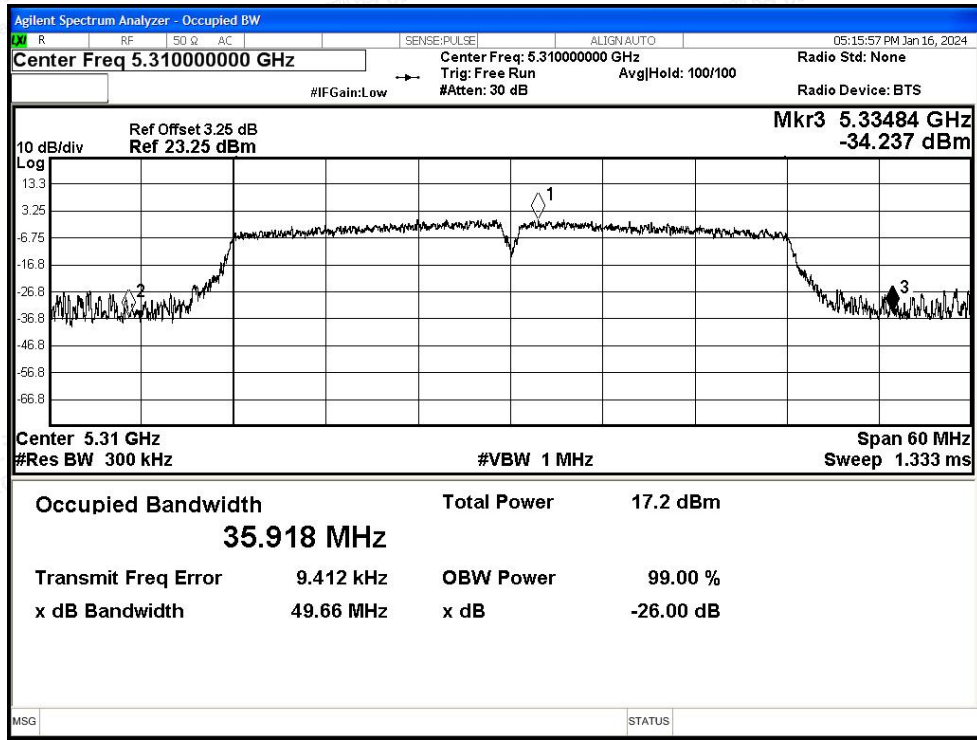




-26dB Bandwidth NVNT n40 5270MHz Ant1

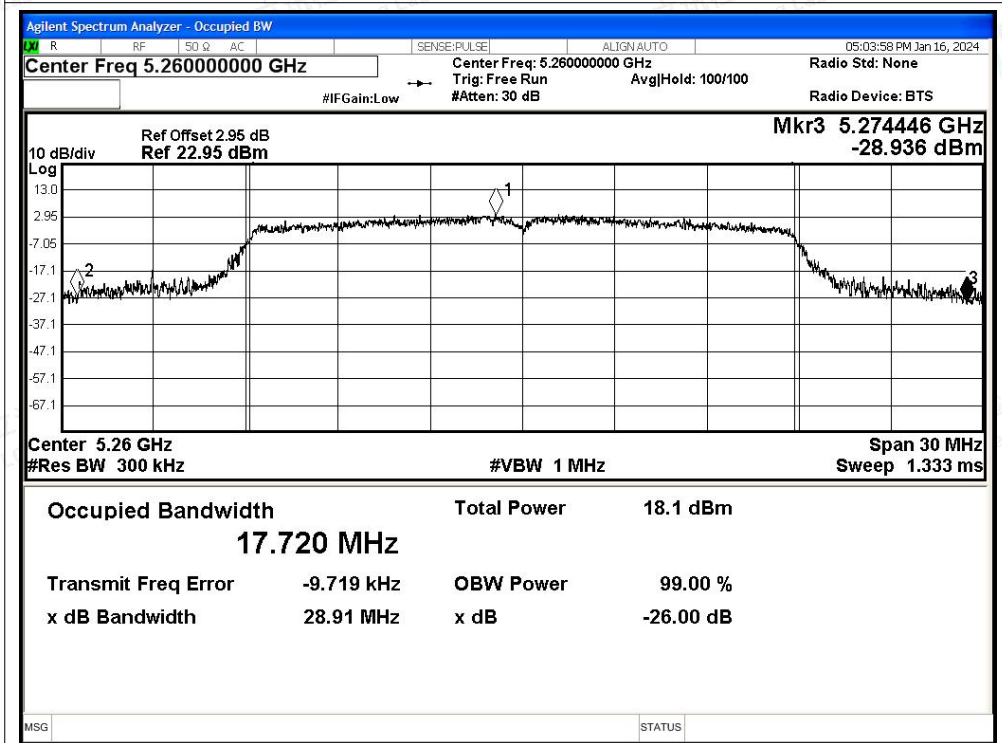


-26dB Bandwidth NVNT n40 5310MHz Ant1

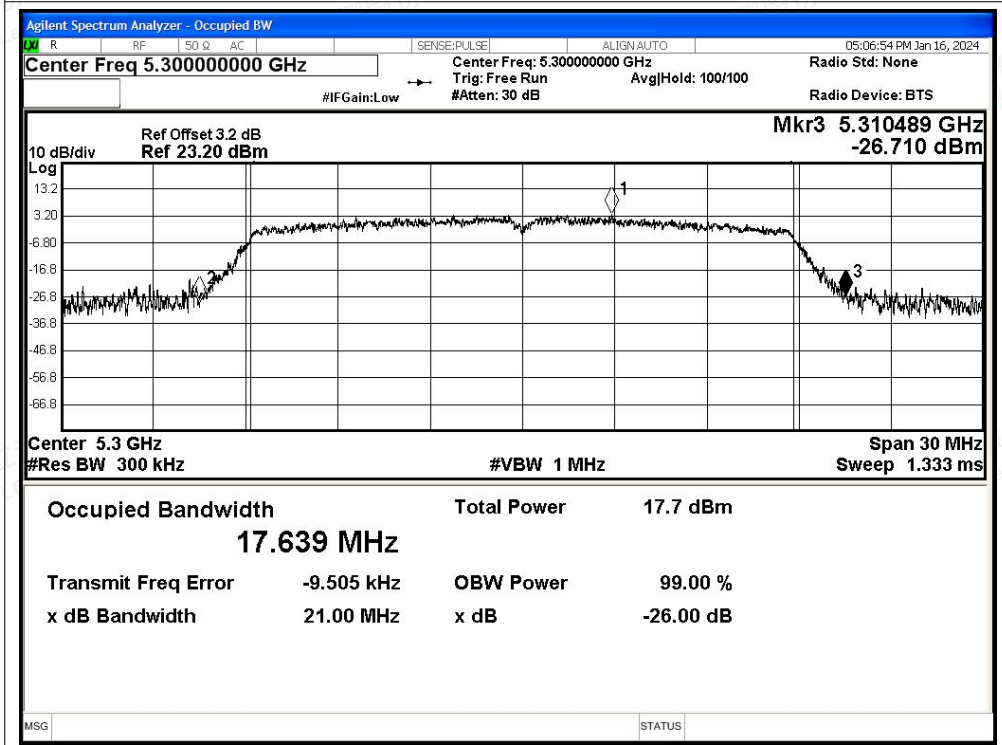


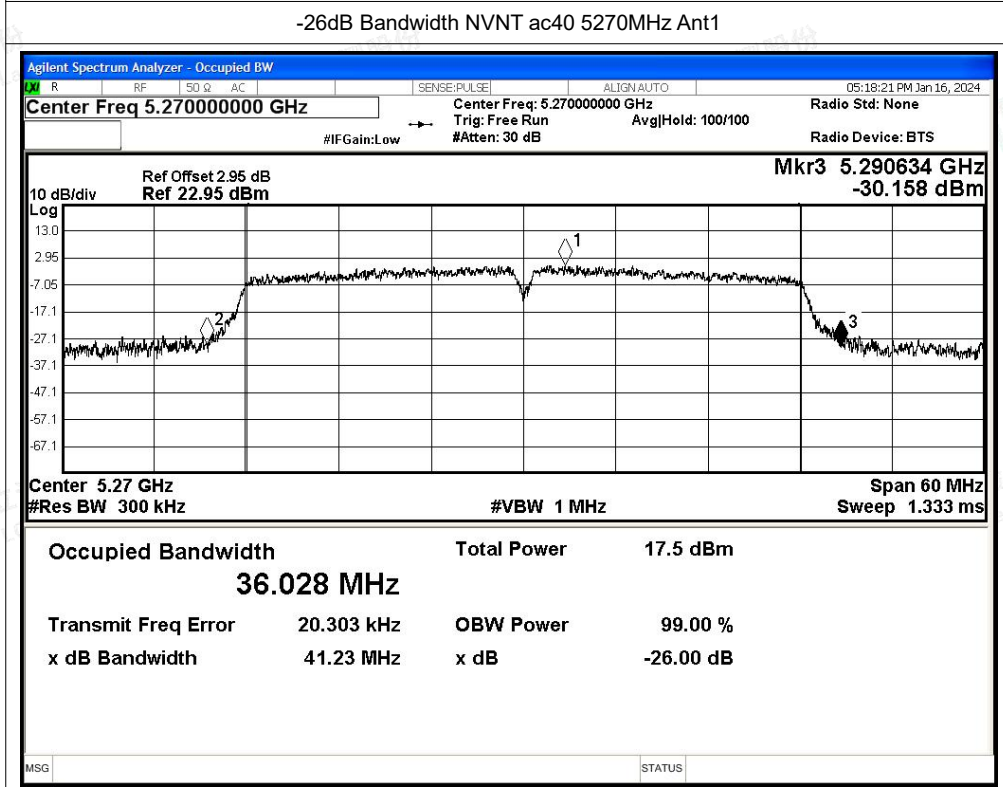
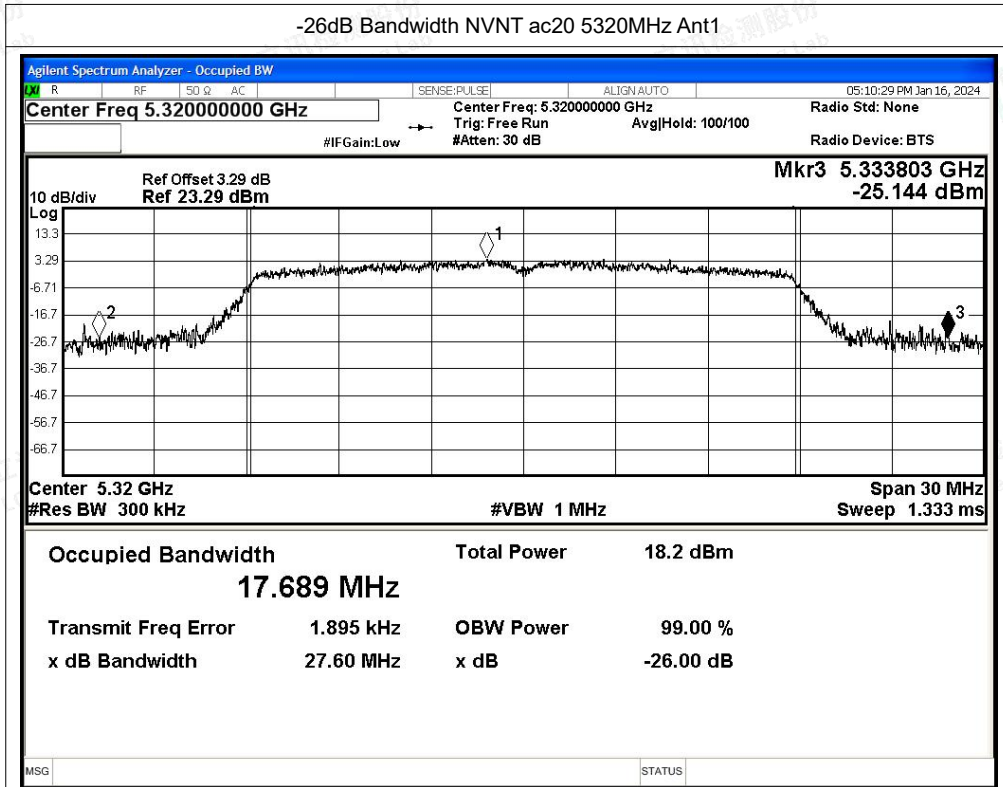


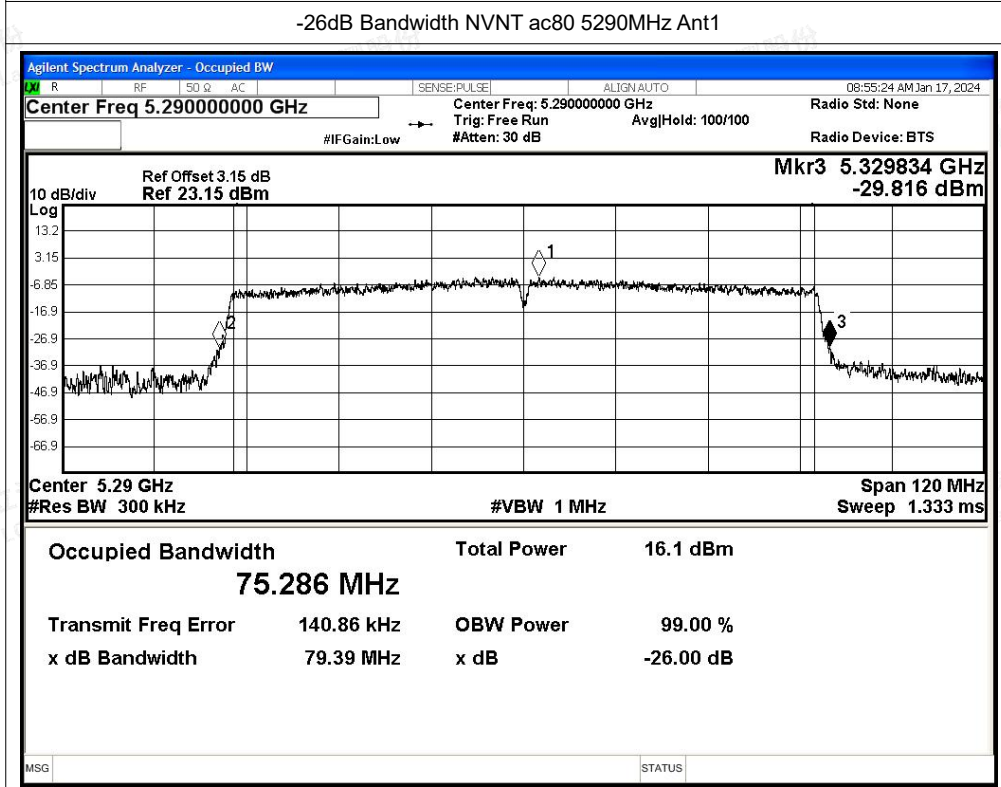
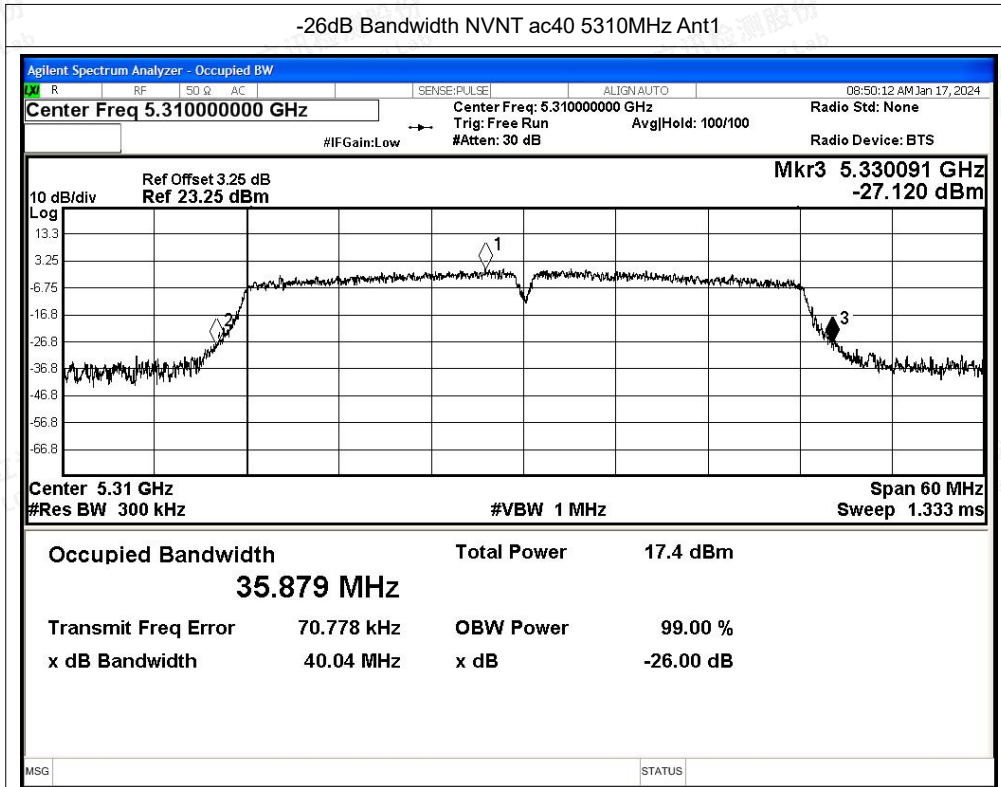
-26dB Bandwidth NVNT ac20 5260MHz Ant1



-26dB Bandwidth NVNT ac20 5300MHz Ant1









E.2 Maximum Conducted Output Power

Condition	Mode	Frequency (MHz)	Antenna	Conducted Power (dBm)	Duty Factor (dB)	Total Power (dBm)	Limit (dBm)	Verdict
NVNT	a	5260	Ant1	12.19	0.13	12.32	24	Pass
NVNT	a	5300	Ant1	12.3	0.13	12.43	24	Pass
NVNT	a	5320	Ant1	12.1	0.13	12.23	24	Pass
NVNT	n20	5260	Ant1	12.46	0.15	12.61	24	Pass
NVNT	n20	5300	Ant1	12.6	0.15	12.75	24	Pass
NVNT	n20	5320	Ant1	12.19	0.15	12.34	24	Pass
NVNT	n40	5270	Ant1	11.31	0.28	11.59	24	Pass
NVNT	n40	5310	Ant1	11.38	0.29	11.67	24	Pass
NVNT	ac20	5260	Ant1	12.43	0.14	12.57	24	Pass
NVNT	ac20	5300	Ant1	12.03	0.14	12.17	24	Pass
NVNT	ac20	5320	Ant1	12.6	0.14	12.74	24	Pass
NVNT	ac40	5270	Ant1	11.21	0.28	11.49	24	Pass
NVNT	ac40	5310	Ant1	11.61	0.28	11.89	24	Pass
NVNT	ac80	5290	Ant1	10.16	0.55	10.71	24	Pass



Shenzhen LCS Compliance Testing Laboratory Ltd.
 Add: 101, 201 Bldg A & 301 Bldg C, Juji Industrial Park Yabianxueziwei, Shajing Street, Baoan District, Shenzhen, 518000, China
 Tel: +(86) 0755-82591330 | E-mail: webmaster@lcs-cert.com | Web: www.lcs-cert.com
 Scan code to check authenticity



E.3 Maximum Power Spectral Density Level

Condition	Mode	Frequency (MHz)	Antenna	Conducted PSD (dBm/MHz)	Duty Factor (dB)	Total PSD (dBm/MHz)	Limit (dBm/MHz)	Verdict
NVNT	a	5260	Ant1	2.56	0.13	2.69	11	Pass
NVNT	a	5300	Ant1	2.61	0.13	2.74	11	Pass
NVNT	a	5320	Ant1	2.61	0.13	2.74	11	Pass
NVNT	n20	5260	Ant1	2.54	0.15	2.69	11	Pass
NVNT	n20	5300	Ant1	2.84	0.15	2.99	11	Pass
NVNT	n20	5320	Ant1	2.39	0.15	2.54	11	Pass
NVNT	n40	5270	Ant1	-1.11	0.28	-0.83	11	Pass
NVNT	n40	5310	Ant1	-1.53	0.29	-1.24	11	Pass
NVNT	ac20	5260	Ant1	2.77	0.14	2.91	11	Pass
NVNT	ac20	5300	Ant1	2.38	0.14	2.52	11	Pass
NVNT	ac20	5320	Ant1	2.89	0.14	3.03	11	Pass
NVNT	ac40	5270	Ant1	-1.3	0.28	-1.02	11	Pass
NVNT	ac40	5310	Ant1	-1.33	0.28	-1.05	11	Pass
NVNT	ac80	5290	Ant1	-6.23	0.55	-5.68	11	Pass

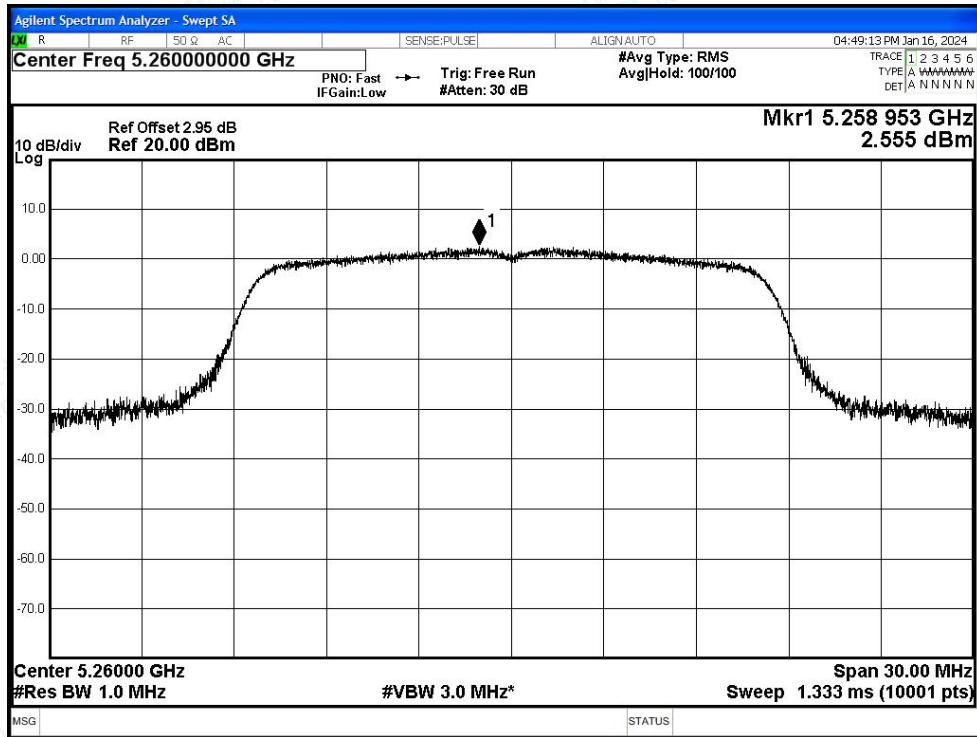


Shenzhen LCS Compliance Testing Laboratory Ltd.
 Add: 101, 201 Bldg A & 301 Bldg C, Juji Industrial Park Yabianxueziwei, Shajing Street, Baoan District, Shenzhen, 518000, China
 Tel: +(86) 0755-82591330 | E-mail: webmaster@lcs-cert.com | Web: www.lcs-cert.com
 Scan code to check authenticity

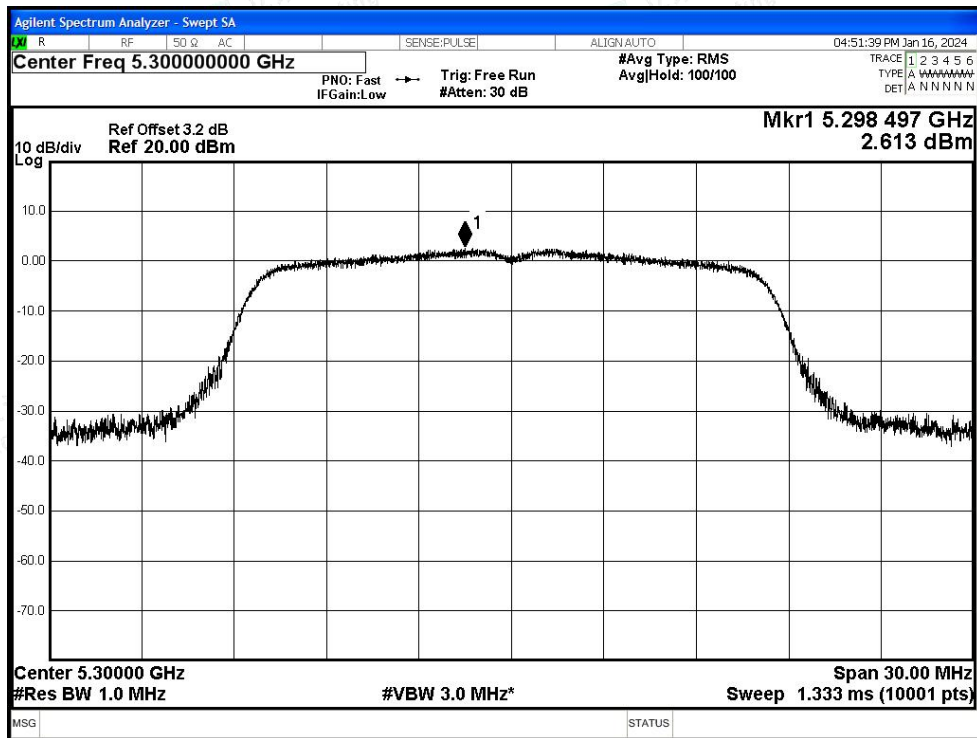


Test Graphs

PSD NVNT a 5260MHz Ant1

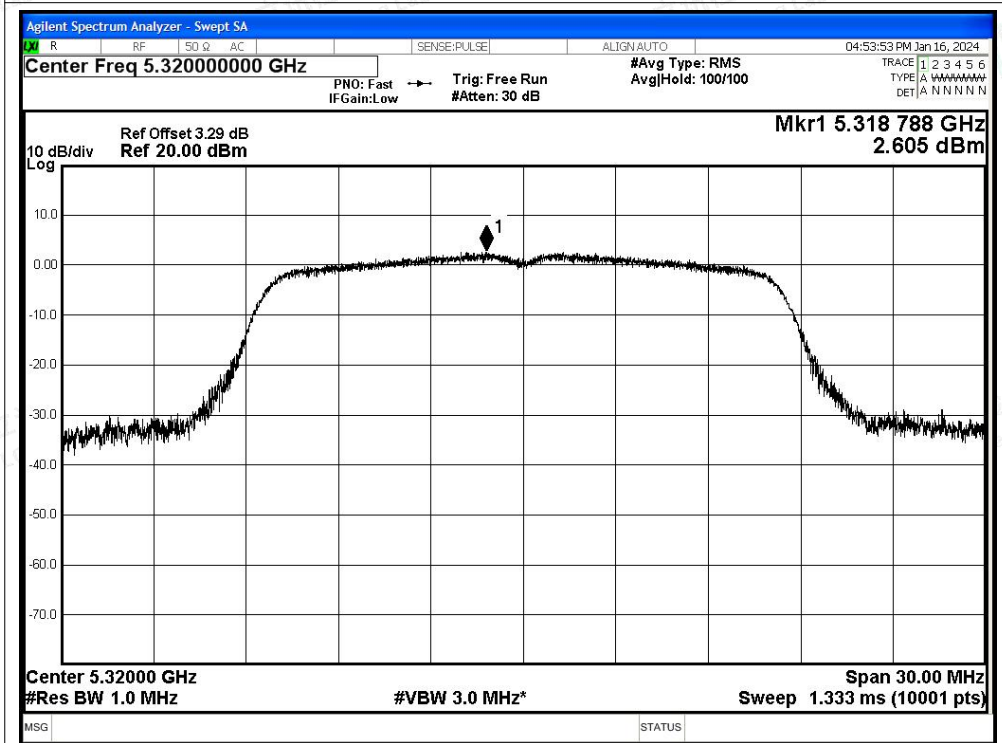


PSD NVNT a 5300MHz Ant1

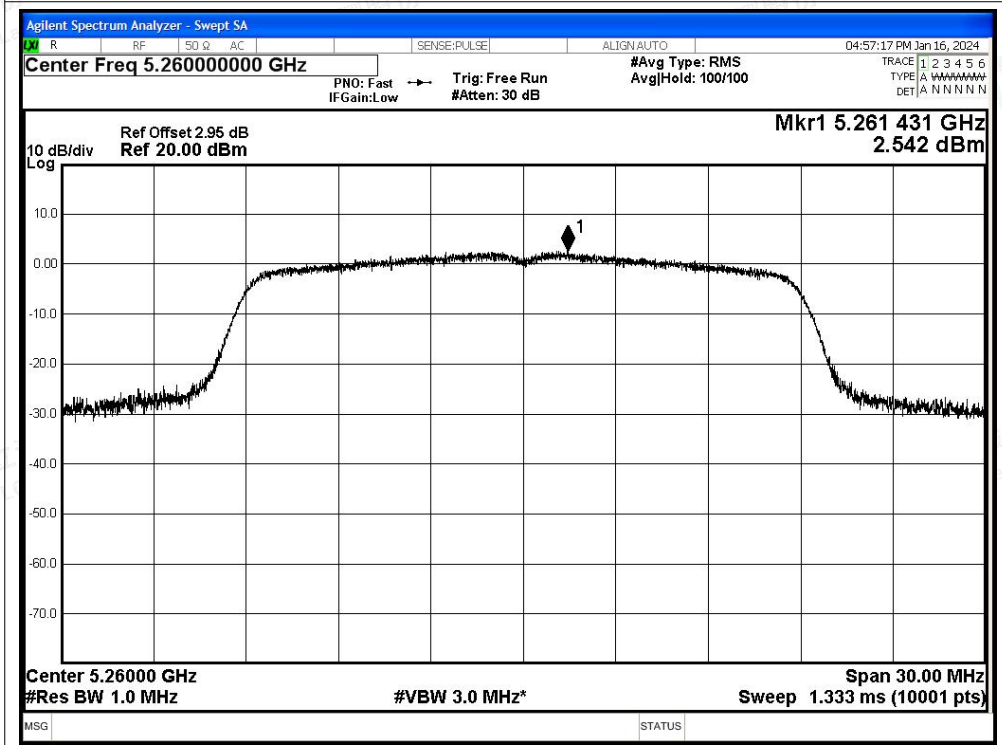


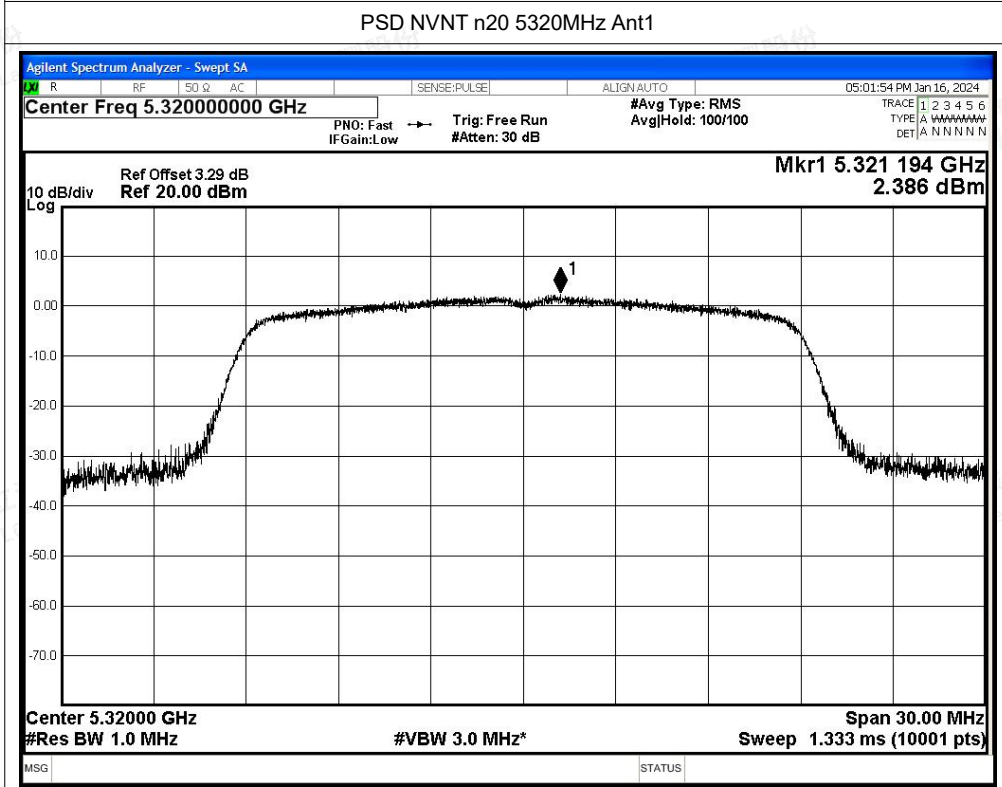
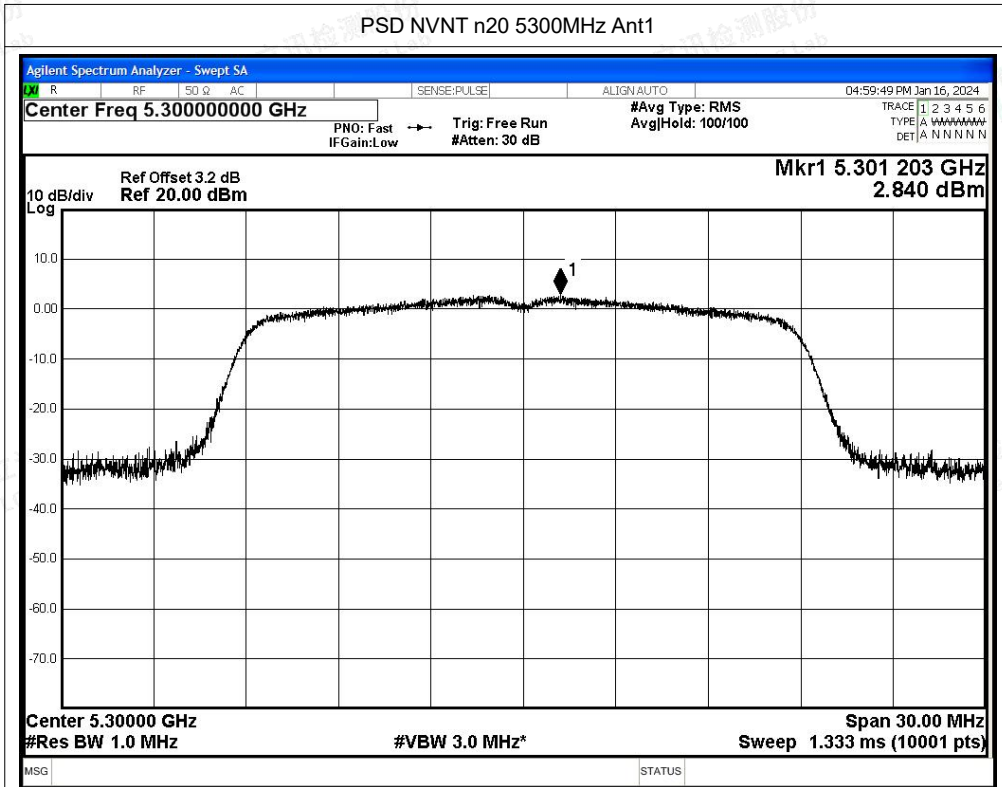


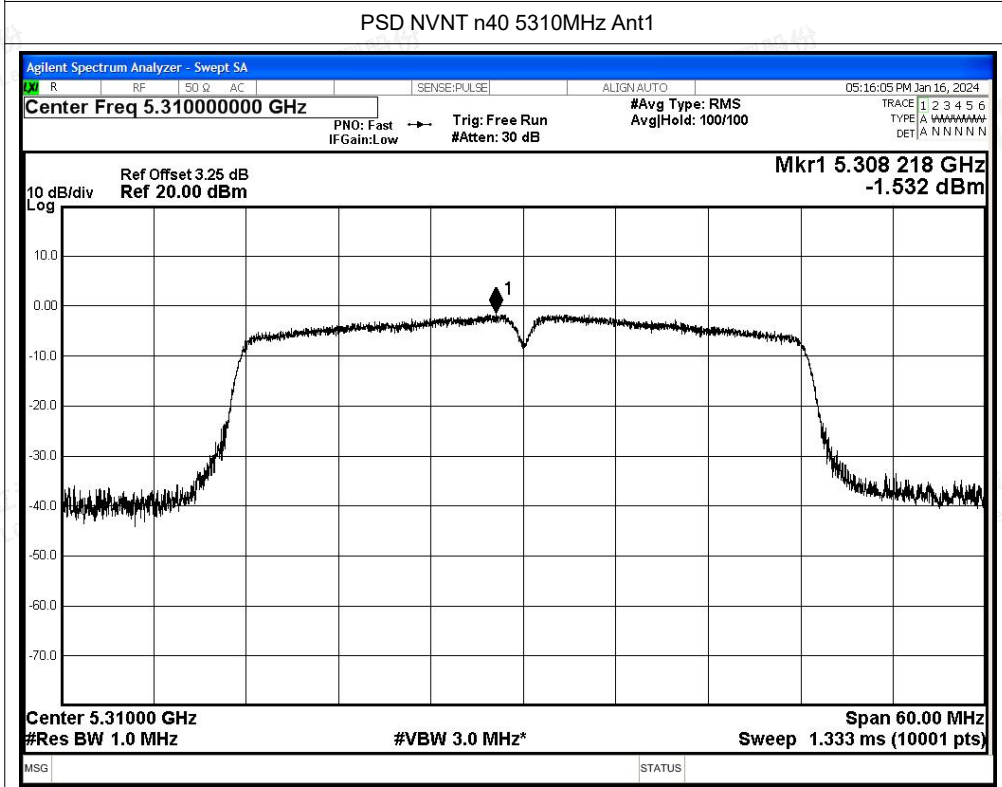
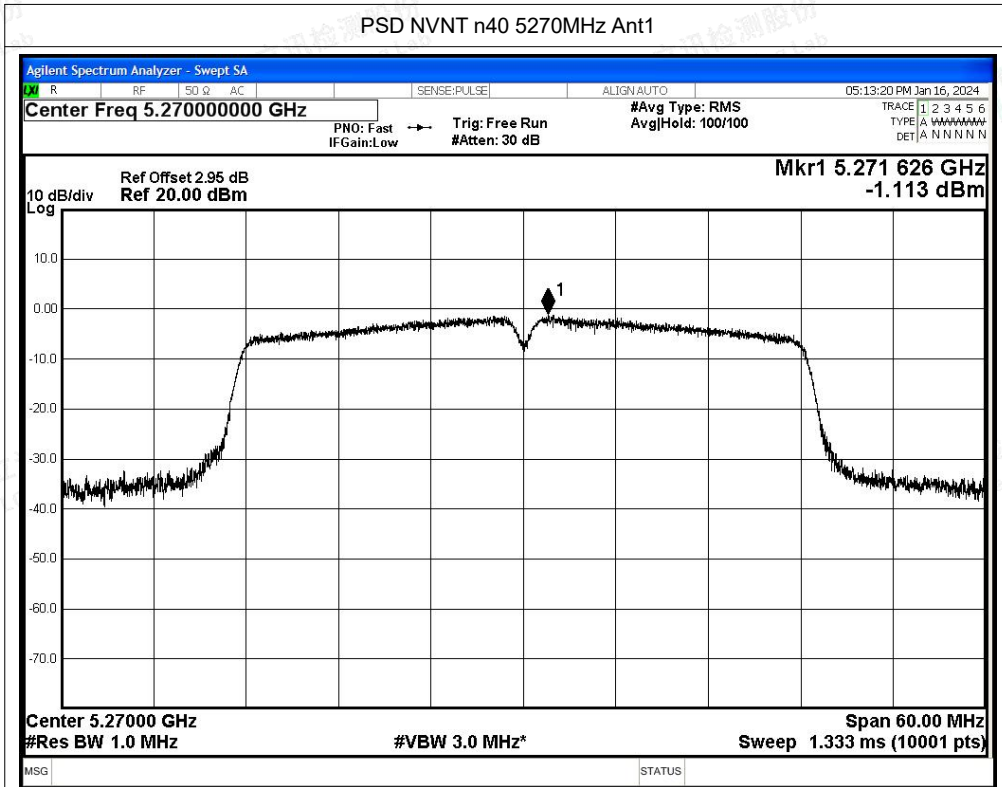
PSD NVNT a 5320MHz Ant1



PSD NVNT n20 5260MHz Ant1

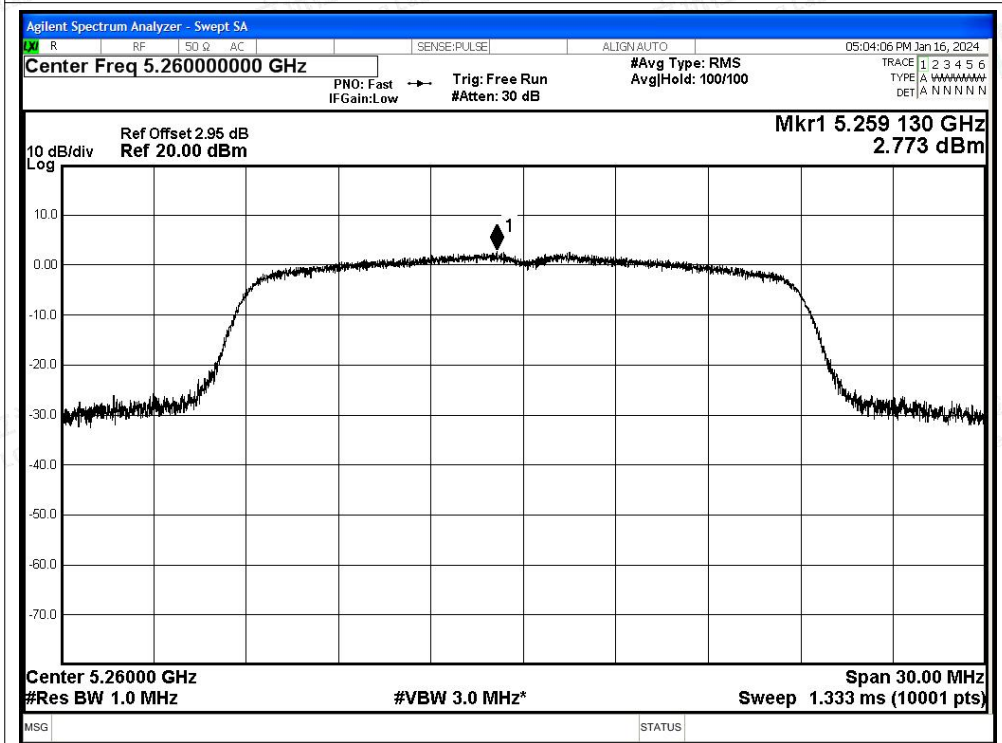




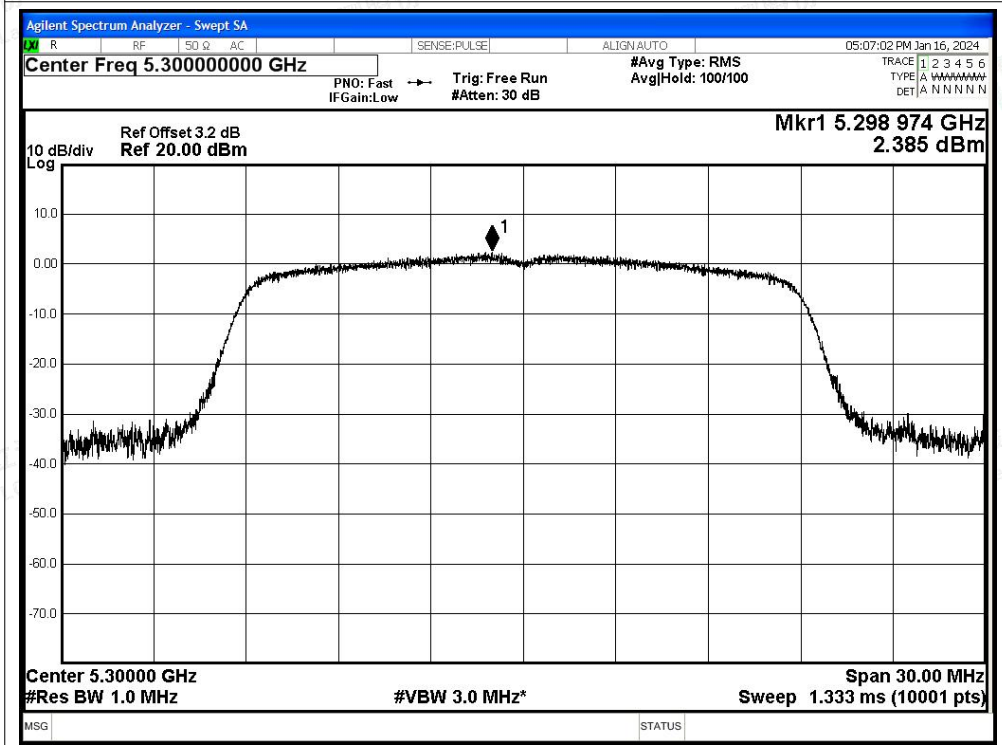


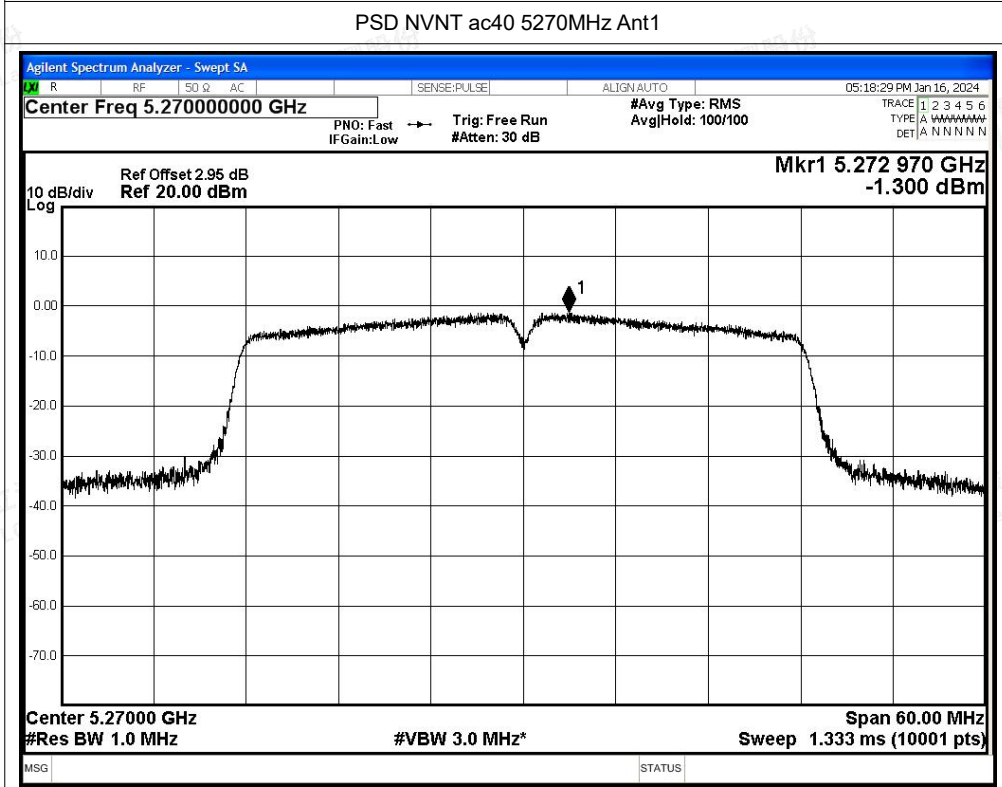
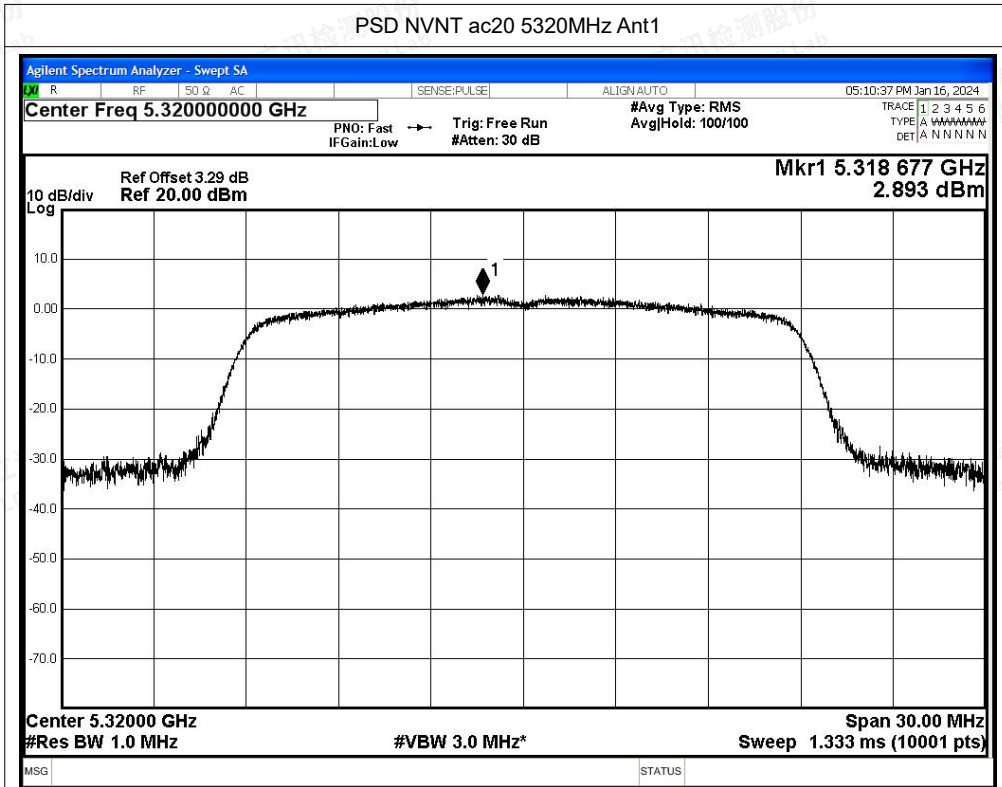


PSD NVNT ac20 5260MHz Ant1



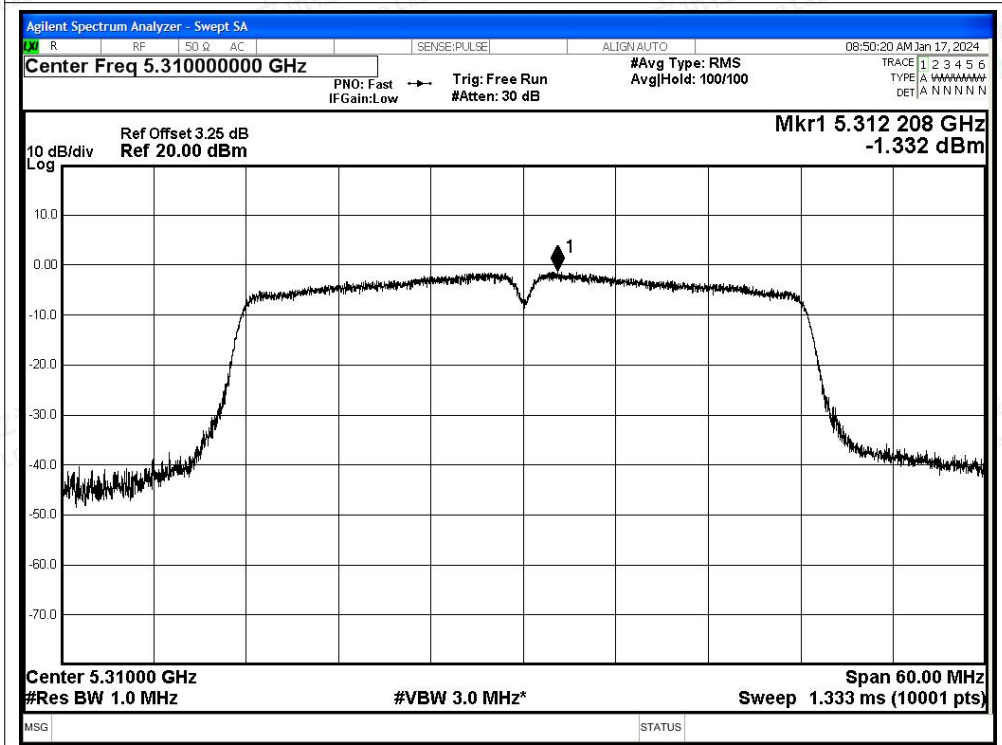
PSD NVNT ac20 5300MHz Ant1



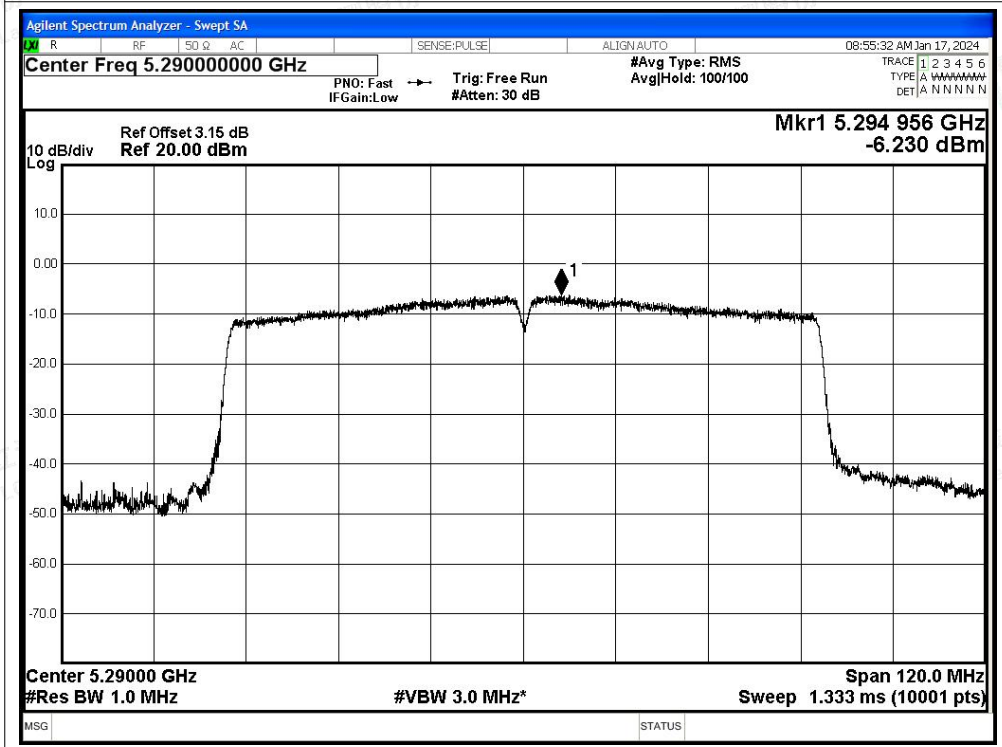




PSD NVNT ac40 5310MHz Ant1



PSD NVNT ac80 5290MHz Ant1





E.4 Restrict Band

Condition	Mode	Frequency (MHz)	Antenna	Spur Freq (MHz)	Power (dBm)	Gain (dBi)	Duty Factor (dB)	E (dBuV/m)	Detector	Limit (dBuV/m)	Verdict
NVNT	a	5260	Ant1	4500	-51.57	3.78	-	47.47	Peak	74	Pass
NVNT	a	5260	Ant1	4500	-58.62	3.78	0.13	40.42	Average	54	Pass
NVNT	a	5260	Ant1	5085	-45.7	3.78	-	53.34	Peak	74	Pass
NVNT	a	5260	Ant1	5093.58	-55.52	3.78	0.13	43.52	Average	54	Pass
NVNT	a	5260	Ant1	5150	-47.76	3.78	-	51.28	Peak	74	Pass
NVNT	a	5260	Ant1	5150	-56.68	3.78	0.13	42.36	Average	54	Pass
NVNT	a	5320	Ant1	5350	-35.98	3.78	-	63.06	Peak	74	Pass
NVNT	a	5320	Ant1	5350	-50.8	3.78	0.13	48.24	Average	54	Pass
NVNT	a	5320	Ant1	5350.2	-49.59	3.78	0.13	49.45	Average	54	Pass
NVNT	a	5320	Ant1	5460	-49.96	3.78	-	49.08	Peak	74	Pass
NVNT	a	5320	Ant1	5460	-57.66	3.78	0.13	41.38	Average	54	Pass
NVNT	n20	5260	Ant1	4500	-51.29	3.78	-	47.75	Peak	74	Pass
NVNT	n20	5260	Ant1	4500	-59.36	3.78	0.15	39.68	Average	54	Pass
NVNT	n20	5260	Ant1	5135.7	-45.06	3.78	-	53.98	Peak	74	Pass
NVNT	n20	5260	Ant1	5090.46	-55.8	3.78	0.15	43.24	Average	54	Pass
NVNT	n20	5260	Ant1	5150	-48.8	3.78	-	50.24	Peak	74	Pass
NVNT	n20	5260	Ant1	5150	-56.01	3.78	0.15	43.03	Average	54	Pass
NVNT	n20	5320	Ant1	5350	-32.65	3.78	-	66.39	Peak	74	Pass
NVNT	n20	5320	Ant1	5350	-45.67	3.78	0.15	53.49	Average	54	Pass
NVNT	n20	5320	Ant1	5351.4	-29.08	3.78	-	69.96	Peak	74	Pass
NVNT	n20	5320	Ant1	5351.6	-45.38	3.78	0.15	53.78	Average	54	Pass
NVNT	n20	5320	Ant1	5460	-48.87	3.78	-	50.17	Peak	74	Pass
NVNT	n20	5320	Ant1	5460	-56.94	3.78	0.15	42.10	Average	54	Pass
NVNT	n40	5270	Ant1	4500	-51.42	3.78	-	47.62	Peak	74	Pass
NVNT	n40	5270	Ant1	4500	-58.89	3.78	0.28	40.15	Average	54	Pass
NVNT	n40	5270	Ant1	5135.04	-45	3.78	-	54.04	Peak	74	Pass
NVNT	n40	5270	Ant1	5122.89	-56.18	3.78	0.28	42.86	Average	54	Pass
NVNT	n40	5270	Ant1	5150	-47.19	3.78	-	51.85	Peak	74	Pass
NVNT	n40	5270	Ant1	5150	-56.38	3.78	0.28	42.66	Average	54	Pass
NVNT	n40	5310	Ant1	5350	-29.96	3.78	-	69.08	Peak	74	Pass
NVNT	n40	5310	Ant1	5350	-49.2	3.78	0.29	49.84	Average	54	Pass
NVNT	n40	5310	Ant1	5460	-49.19	3.78	-	49.85	Peak	74	Pass
NVNT	n40	5310	Ant1	5460	-56.96	3.78	0.29	42.08	Average	54	Pass
NVNT	ac20	5260	Ant1	4500	-50.44	3.78	-	48.60	Peak	74	Pass
NVNT	ac20	5260	Ant1	4500	-59.16	3.78	0.14	39.88	Average	54	Pass
NVNT	ac20	5260	Ant1	5088.9	-46.65	3.78	-	52.39	Peak	74	Pass



Shenzhen LCS Compliance Testing Laboratory Ltd.
 Add: 101, 201 Bldg A & 301 Bldg C, Juji Industrial Park Yabianxueziwei, Shajing Street, Baoan District, Shenzhen, 518000, China
 Tel: +(86) 0755-82591330 | E-mail: webmaster@lcs-cert.com | Web: www.lcs-cert.com
 Scan code to check authenticity



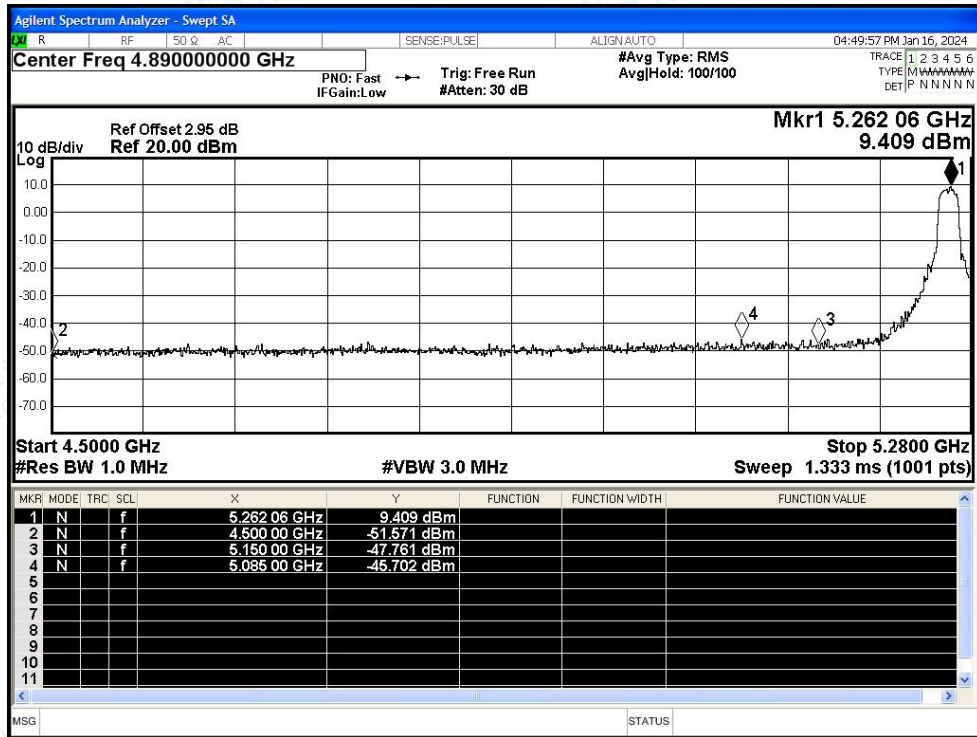
NVNT	ac20	5260	Ant1	5088.12	-55.71	3.78	0.14	43.33	Average	54	Pass
NVNT	ac20	5260	Ant1	5150	-46.82	3.78	-	52.22	Peak	74	Pass
NVNT	ac20	5260	Ant1	5150	-56.29	3.78	0.14	42.75	Average	54	Pass
NVNT	ac20	5320	Ant1	5350	-33.99	3.78	-	65.05	Peak	74	Pass
NVNT	ac20	5320	Ant1	5350	-45.65	3.78	0.14	53.39	Average	54	Pass
NVNT	ac20	5320	Ant1	5352.2	-32.74	3.78	-	66.30	Peak	74	Pass
NVNT	ac20	5320	Ant1	5350.2	-45.19	3.78	0.14	53.85	Average	54	Pass
NVNT	ac20	5320	Ant1	5460	-51.02	3.78	-	48.02	Peak	74	Pass
NVNT	ac20	5320	Ant1	5460	-57.36	3.78	0.14	41.68	Average	54	Pass
NVNT	ac40	5270	Ant1	4500	-51.14	3.78	-	47.90	Peak	74	Pass
NVNT	ac40	5270	Ant1	4500	-59.13	3.78	0.28	39.91	Average	54	Pass
NVNT	ac40	5270	Ant1	5100.21	-46.16	3.78	-	52.88	Peak	74	Pass
NVNT	ac40	5270	Ant1	5118.84	-55.91	3.78	0.28	43.13	Average	54	Pass
NVNT	ac40	5270	Ant1	5150	-48.01	3.78	-	51.03	Peak	74	Pass
NVNT	ac40	5270	Ant1	5150	-56.53	3.78	0.28	42.51	Average	54	Pass
NVNT	ac40	5310	Ant1	5350	-42.46	3.78	-	56.58	Peak	74	Pass
NVNT	ac40	5310	Ant1	5350	-51.08	3.78	0.28	47.96	Average	54	Pass
NVNT	ac40	5310	Ant1	5351.4	-36.45	3.78	-	62.59	Peak	74	Pass
NVNT	ac40	5310	Ant1	5350.4	-50.98	3.78	0.28	48.06	Average	54	Pass
NVNT	ac40	5310	Ant1	5460	-49.38	3.78	-	49.66	Peak	74	Pass
NVNT	ac40	5310	Ant1	5460	-57.62	3.78	0.28	41.42	Average	54	Pass
NVNT	ac80	5290	Ant1	4500	-50	3.78	-	49.04	Peak	74	Pass
NVNT	ac80	5290	Ant1	4500	-58.77	3.78	0.55	40.27	Average	54	Pass
NVNT	ac80	5290	Ant1	5141.19	-45.59	3.78	-	53.45	Peak	74	Pass
NVNT	ac80	5290	Ant1	5129.88	-55.72	3.78	0.55	43.32	Average	54	Pass
NVNT	ac80	5290	Ant1	5150	-48.91	3.78	-	50.13	Peak	74	Pass
NVNT	ac80	5290	Ant1	5150	-55.94	3.78	0.55	43.10	Average	54	Pass
NVNT	ac80	5290	Ant1	5350	-35.77	3.78	-	63.27	Peak	74	Pass
NVNT	ac80	5290	Ant1	5350	-45.81	3.78	0.55	53.23	Average	54	Pass
NVNT	ac80	5290	Ant1	5368.75	-31.99	3.78	-	67.05	Peak	74	Pass
NVNT	ac80	5290	Ant1	5353.75	-45.36	3.78	0.55	53.68	Average	54	Pass
NVNT	ac80	5290	Ant1	5460	-48.08	3.78	-	50.96	Peak	74	Pass
NVNT	ac80	5290	Ant1	5460	-57.85	3.78	0.55	41.19	Average	54	Pass



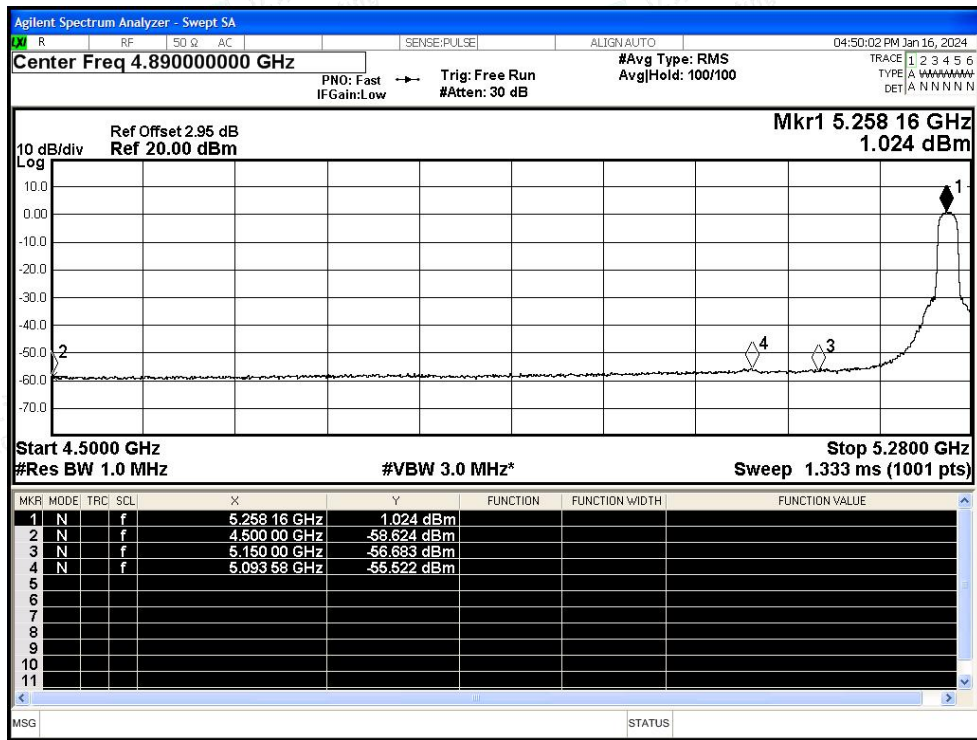


Test Graphs

Restrict Band NVNT a 5260MHz Ant1 Peak

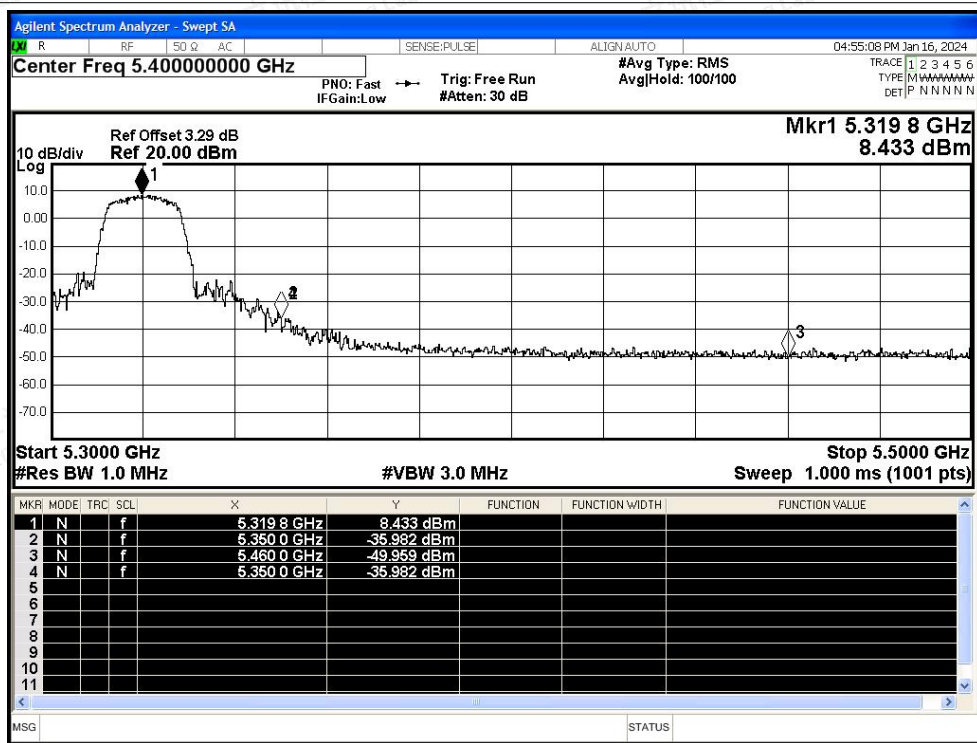


Restrict Band NVNT a 5260MHz Ant1 Average

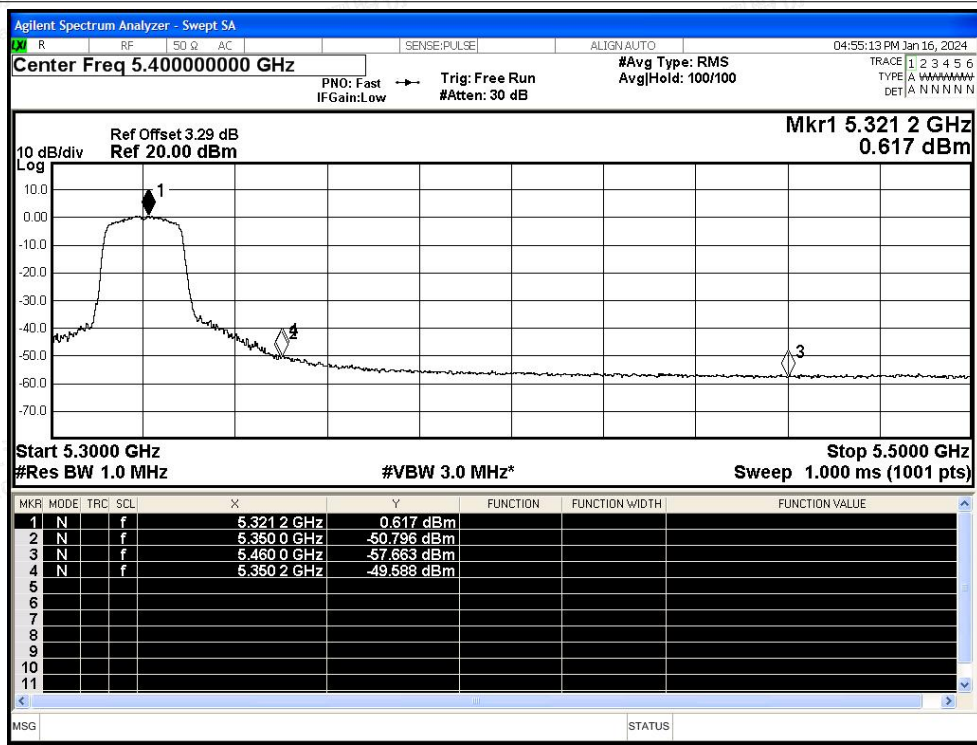




Restrict Band NVNT a 5320MHz Ant1 Peak

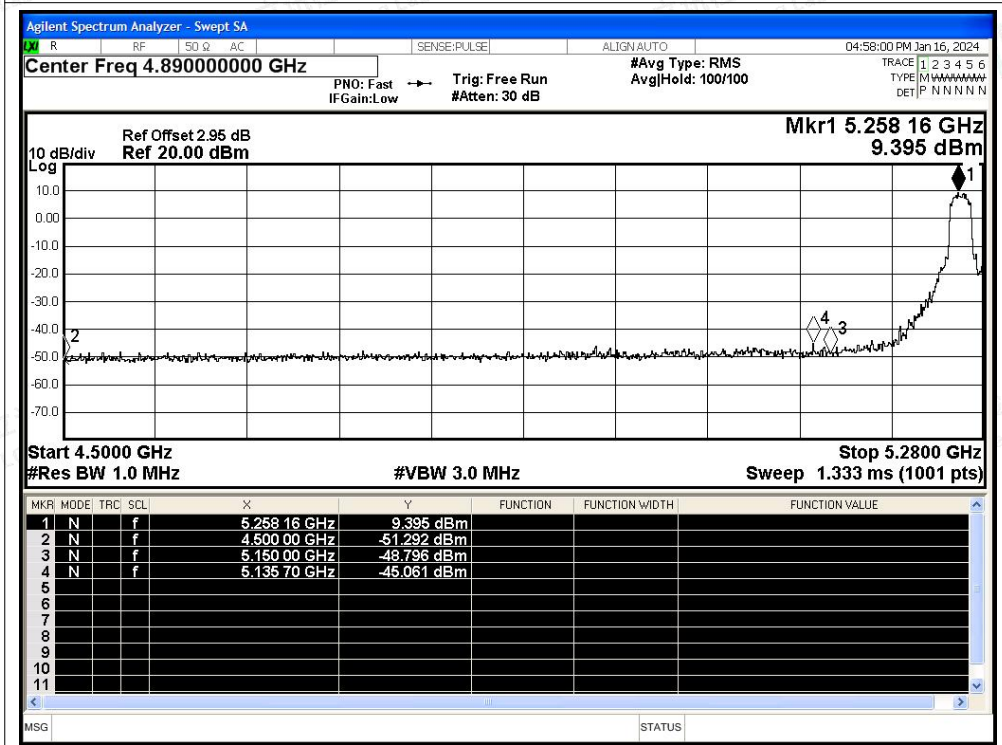


Restrict Band NVNT a 5320MHz Ant1 Average

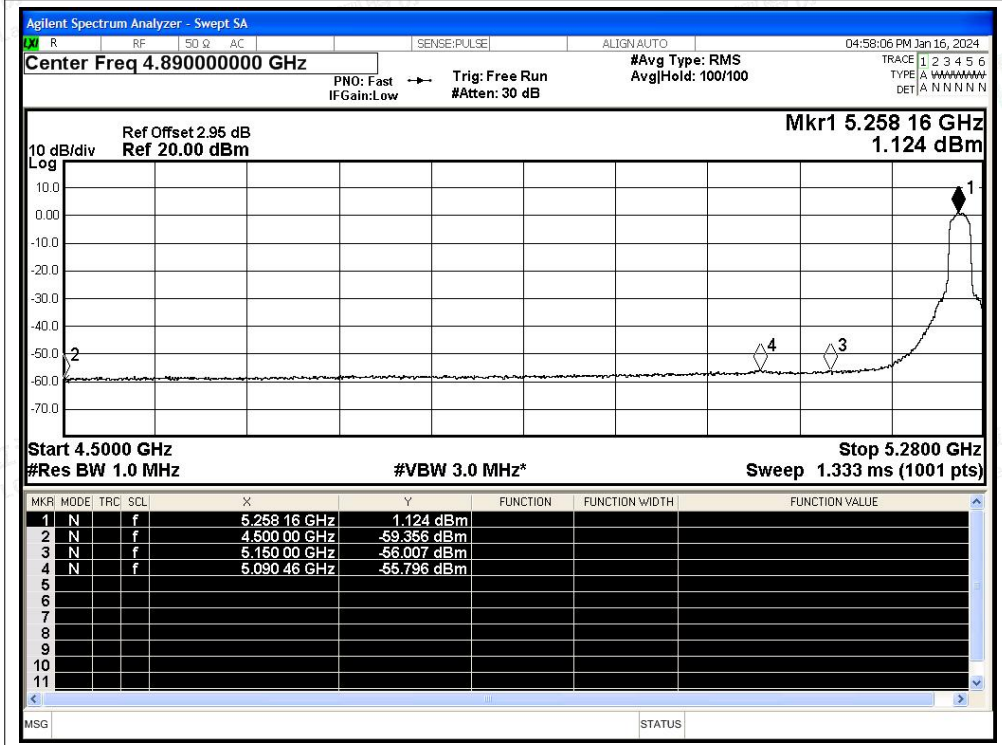




Restrict Band NVNT n20 5260MHz Ant1 Peak

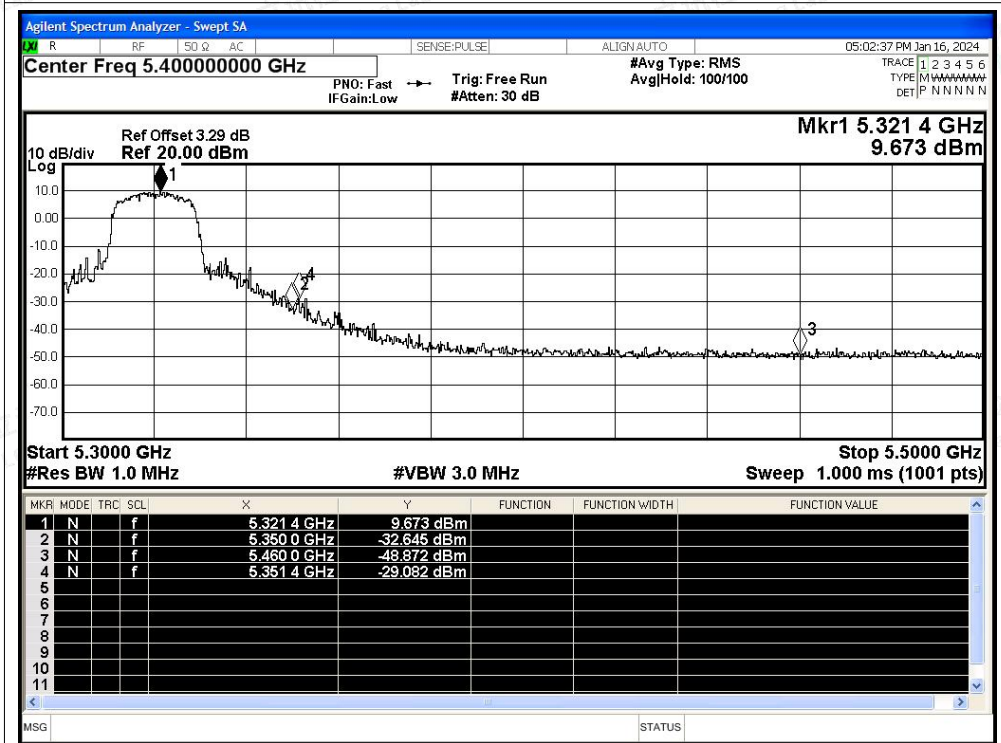


Restrict Band NVNT n20 5260MHz Ant1 Average

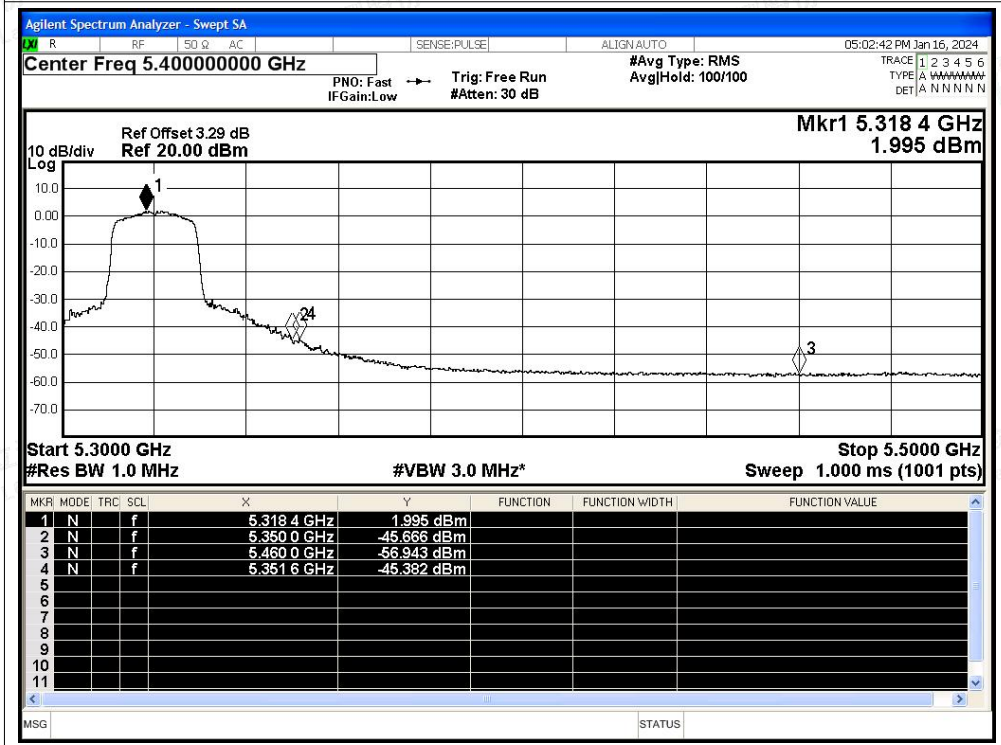




Restrict Band NVNT n20 5320MHz Ant1 Peak

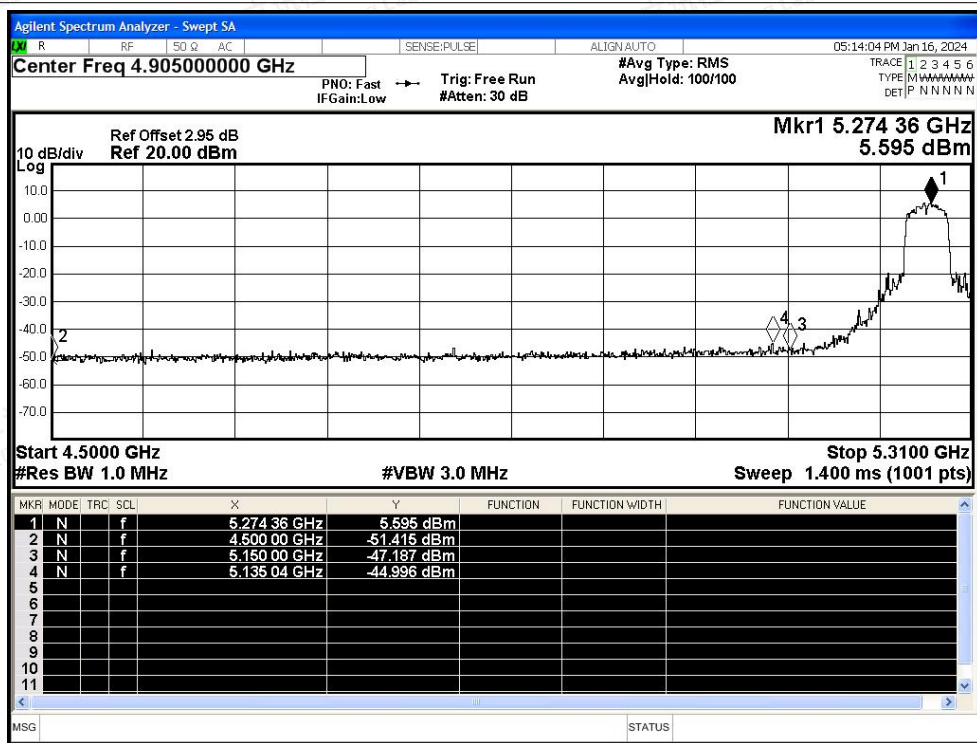


Restrict Band NVNT n20 5320MHz Ant1 Average

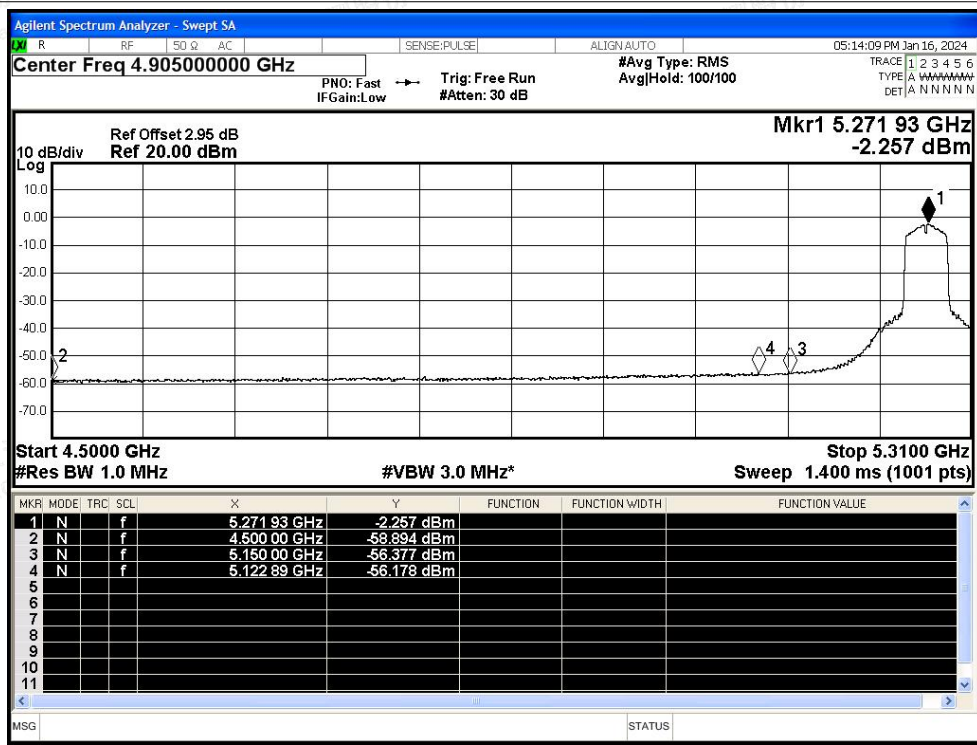




Restrict Band NVNT n40 5270MHz Ant1 Peak

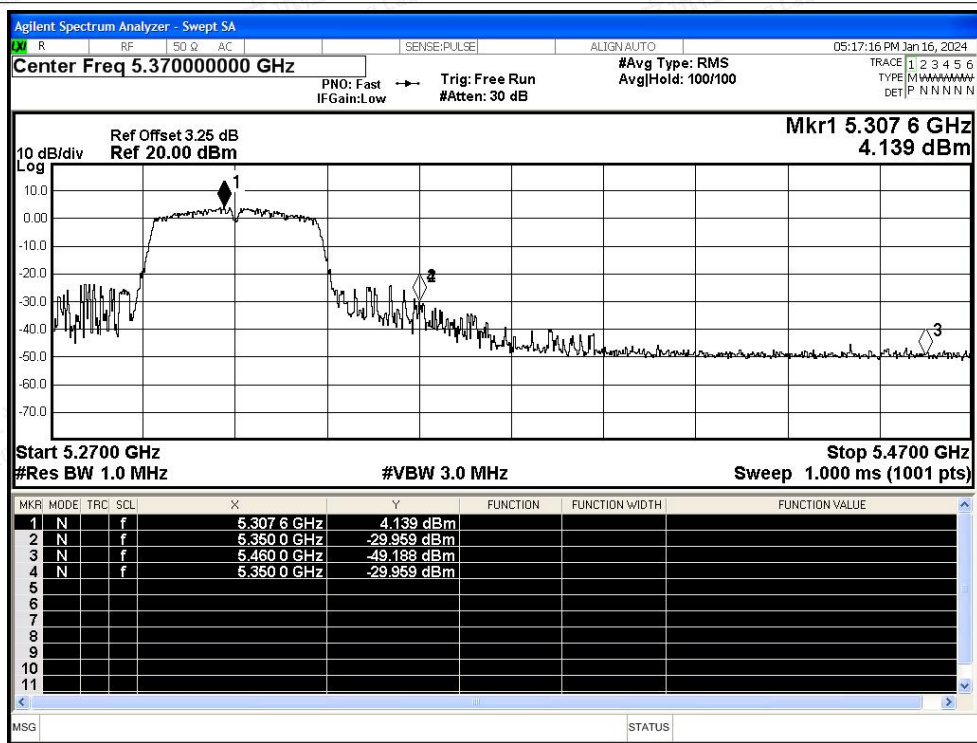


Restrict Band NVNT n40 5270MHz Ant1 Average





Restrict Band NVNT n40 5310MHz Ant1 Peak



Restrict Band NVNT n40 5310MHz Ant1 Average

