



## Appendix E

### RF Test Data for 5.3GWIFI(Conducted Measurement)

Product Name: Smart Diagnostic System

Test Model: F510

#### Environmental Conditions

Temperature:	23.8° C
Relative Humidity:	52.1%
ATM Pressure:	100.0 kPa
Test Engineer:	Can Kun
Supervised by:	Nick Peng





### E.1 -26dB Bandwidth

Condition	Mode	Frequency (MHz)	Antenna	-26 dB Bandwidth (MHz)	Limit -26 dB Bandwidth (MHz)	Verdict
NVNT	a	5260	Ant1	27.491	---	Pass
NVNT	a	5300	Ant1	25.94	---	Pass
NVNT	a	5320	Ant1	27.788	---	Pass
NVNT	n20	5260	Ant1	27.584	---	Pass
NVNT	n20	5300	Ant1	28.295	---	Pass
NVNT	n20	5320	Ant1	28.468	---	Pass
NVNT	n40	5270	Ant1	42.781	---	Pass
NVNT	n40	5310	Ant1	41.698	---	Pass
NVNT	ac20	5260	Ant1	27.822	---	Pass
NVNT	ac20	5300	Ant1	28.84	---	Pass
NVNT	ac20	5320	Ant1	29.409	---	Pass
NVNT	ac40	5270	Ant1	43.531	---	Pass
NVNT	ac40	5310	Ant1	43.661	---	Pass
NVNT	ac80	5290	Ant1	78.736	---	Pass

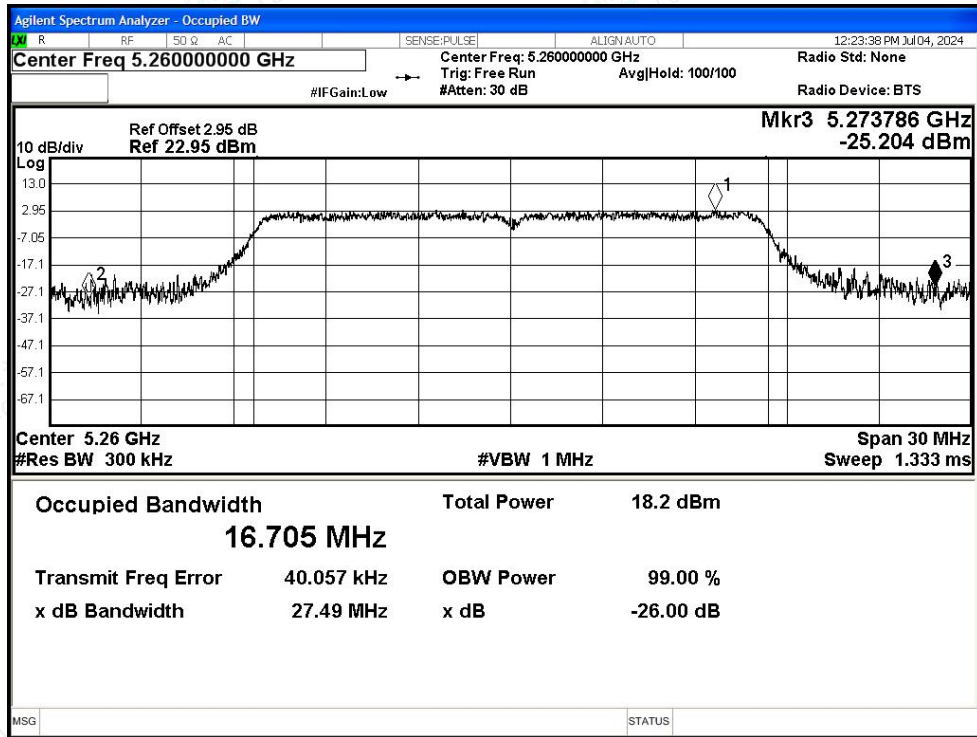


Shenzhen LCS Compliance Testing Laboratory Ltd.  
Add: 101, 201 Bldg A & 301 Bldg C, Juji Industrial Park Yabianxueziwei, Shajing Street, Baoan District, Shenzhen, 518000, China  
Tel: +(86) 0755-82591330 | E-mail: webmaster@lcs-cert.com | Web: www.lcs-cert.com  
Scan code to check authenticity

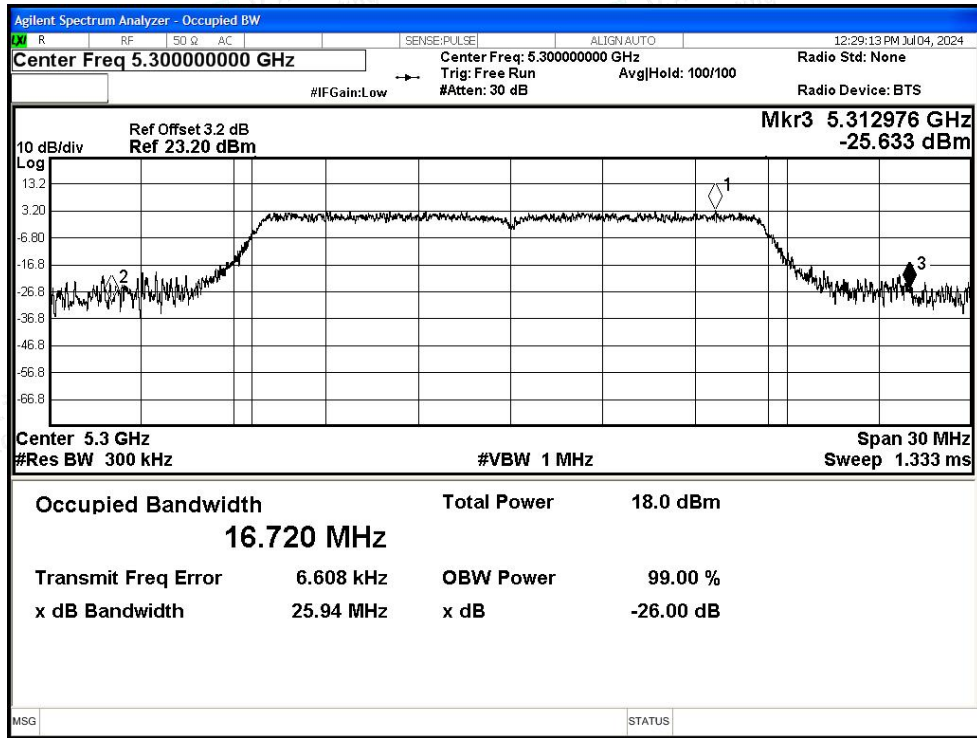


Test Graphs

-26dB Bandwidth NVNT a 5260MHz Ant1

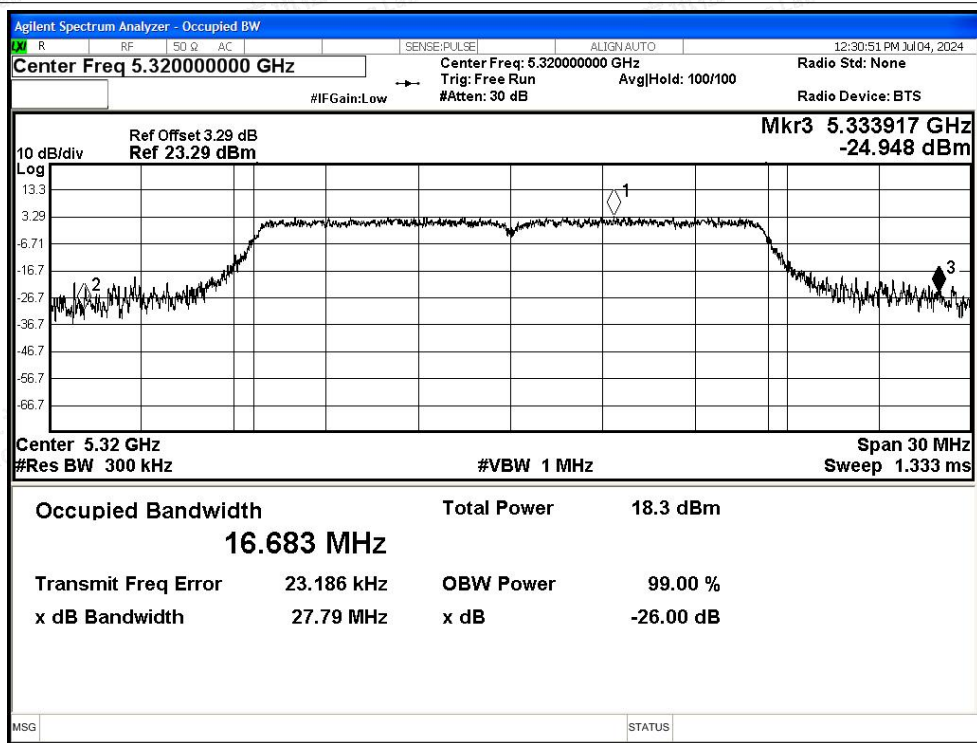


-26dB Bandwidth NVNT a 5300MHz Ant1

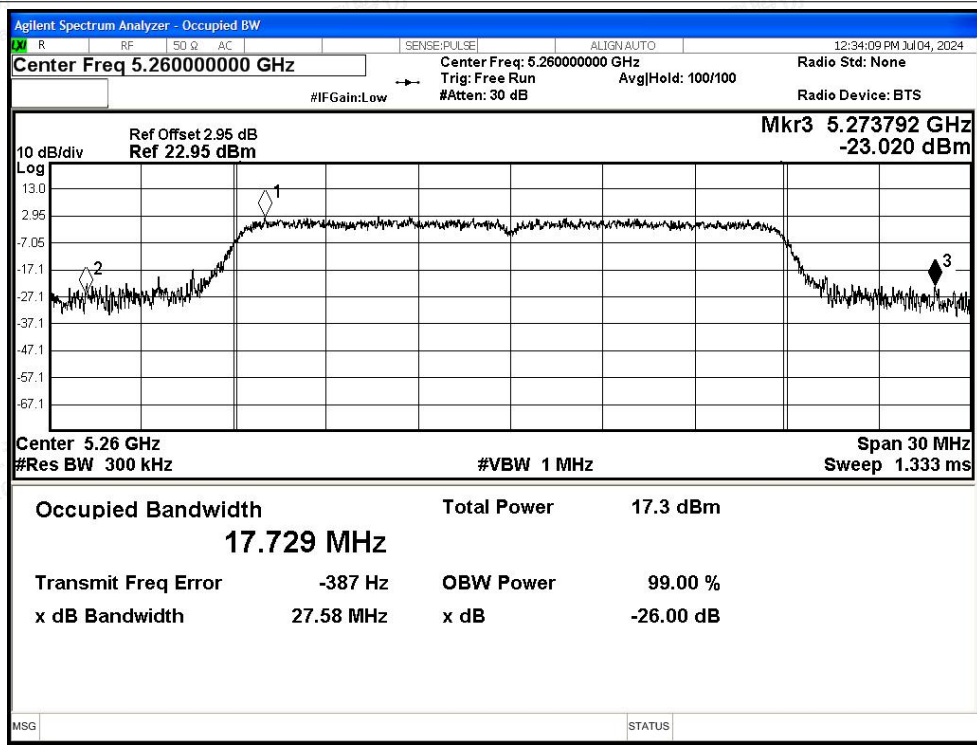




-26dB Bandwidth NVNT a 5320MHz Ant1



-26dB Bandwidth NVNT n20 5260MHz Ant1

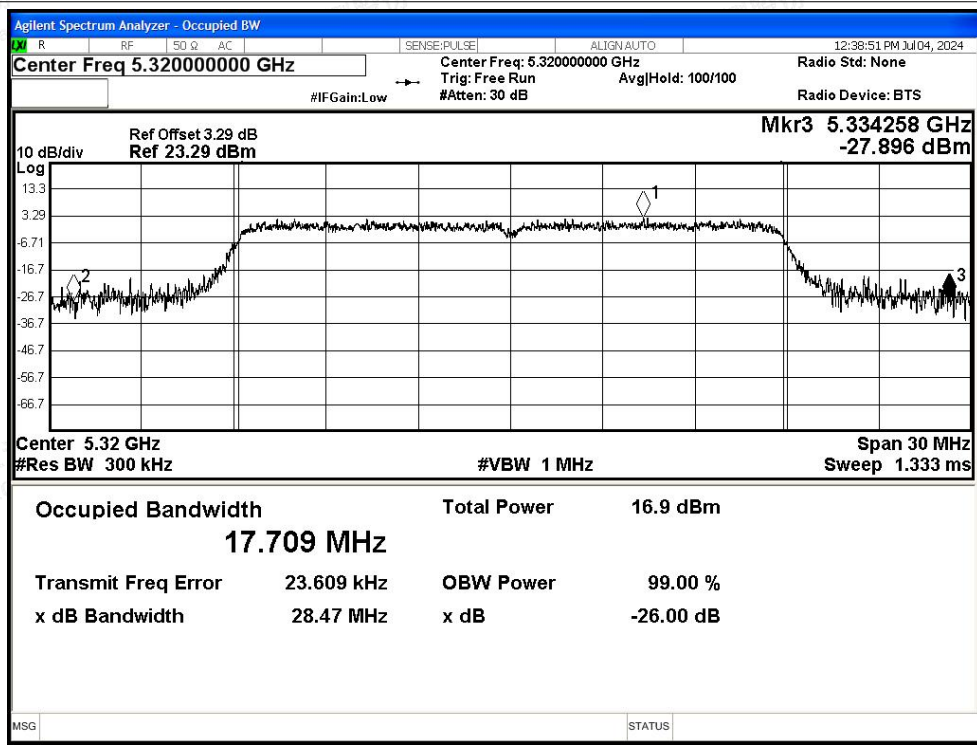




-26dB Bandwidth NVNT n20 5300MHz Ant1

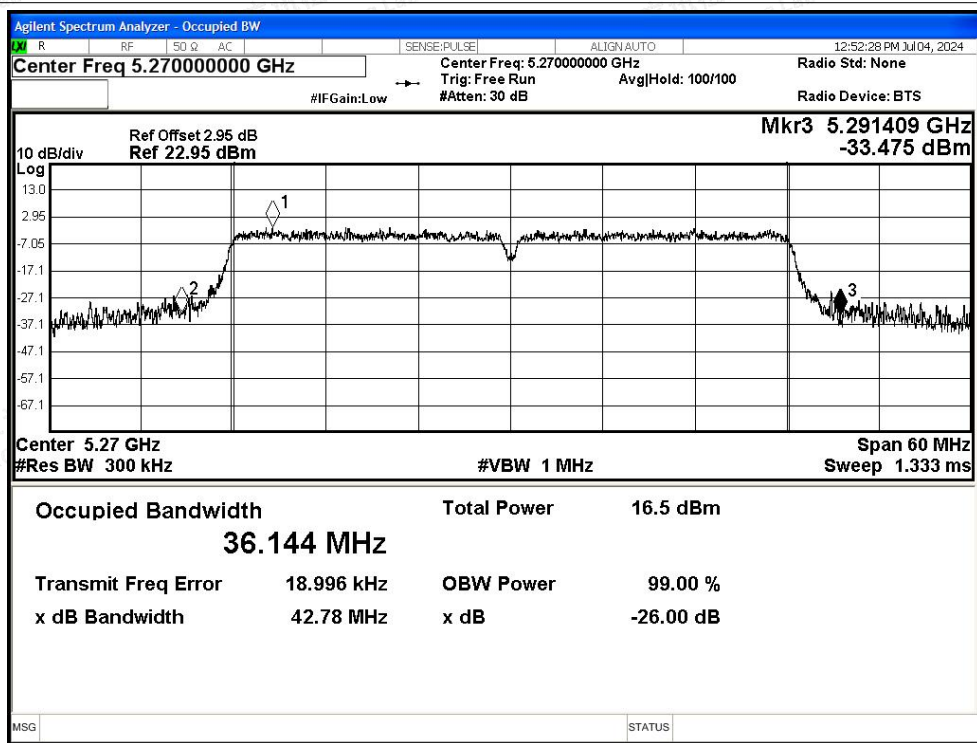


-26dB Bandwidth NVNT n20 5320MHz Ant1

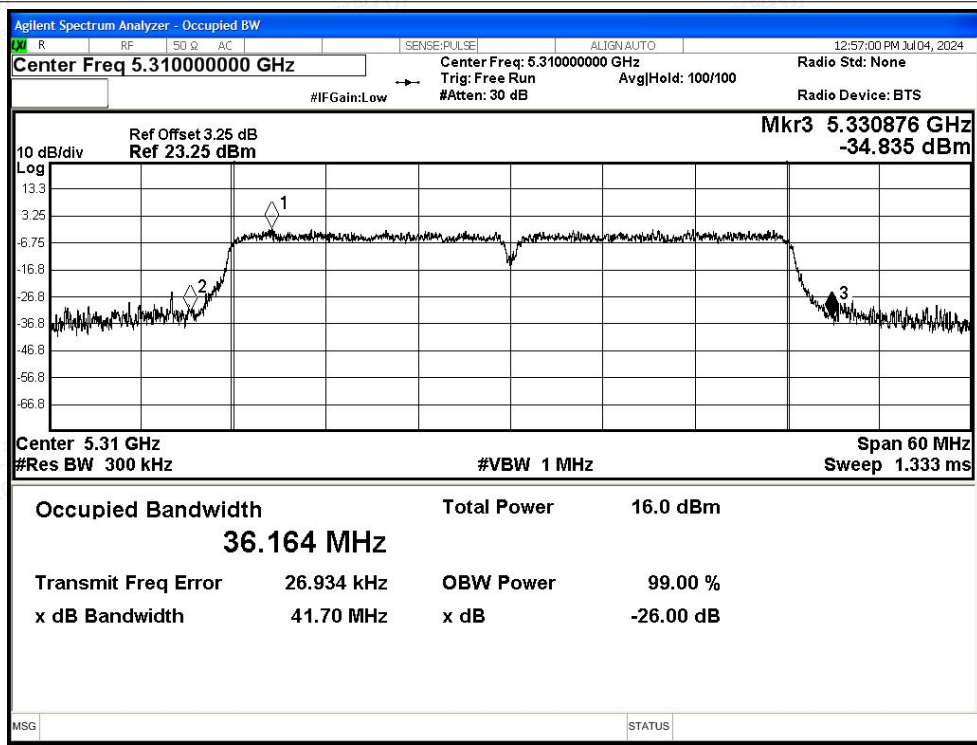




-26dB Bandwidth NVNT n40 5270MHz Ant1



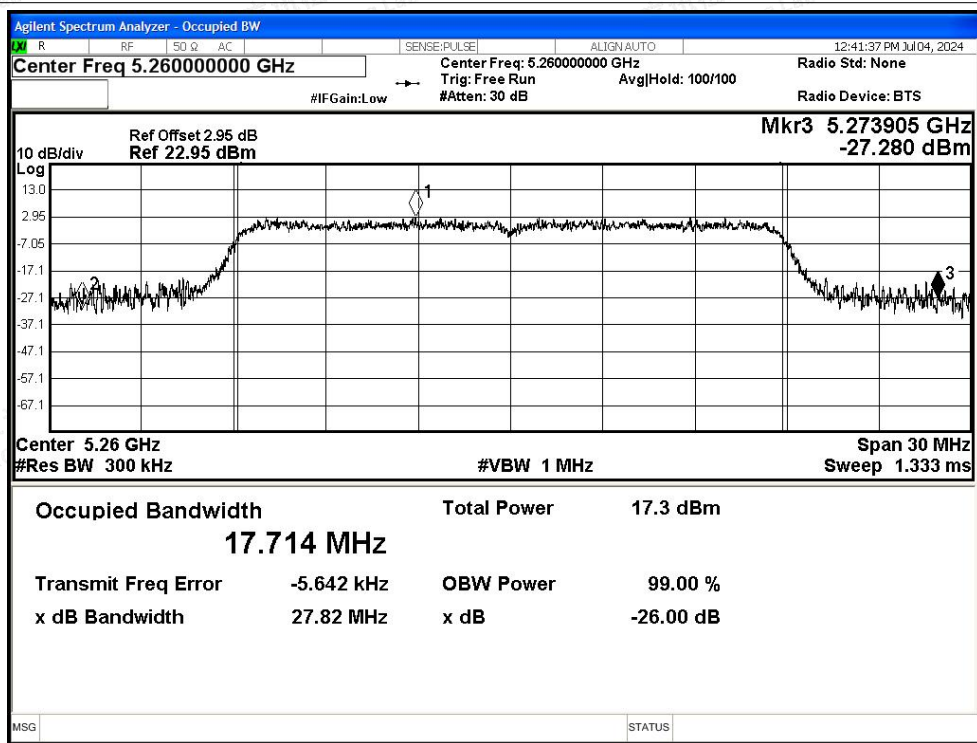
-26dB Bandwidth NVNT n40 5310MHz Ant1



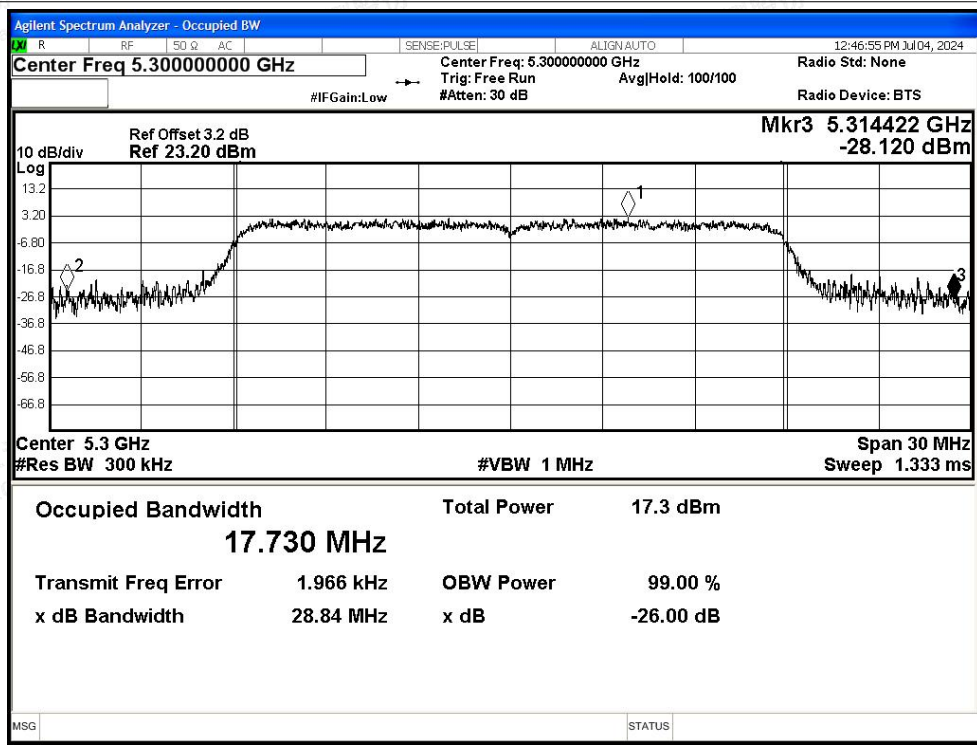




-26dB Bandwidth NVNT ac20 5260MHz Ant1

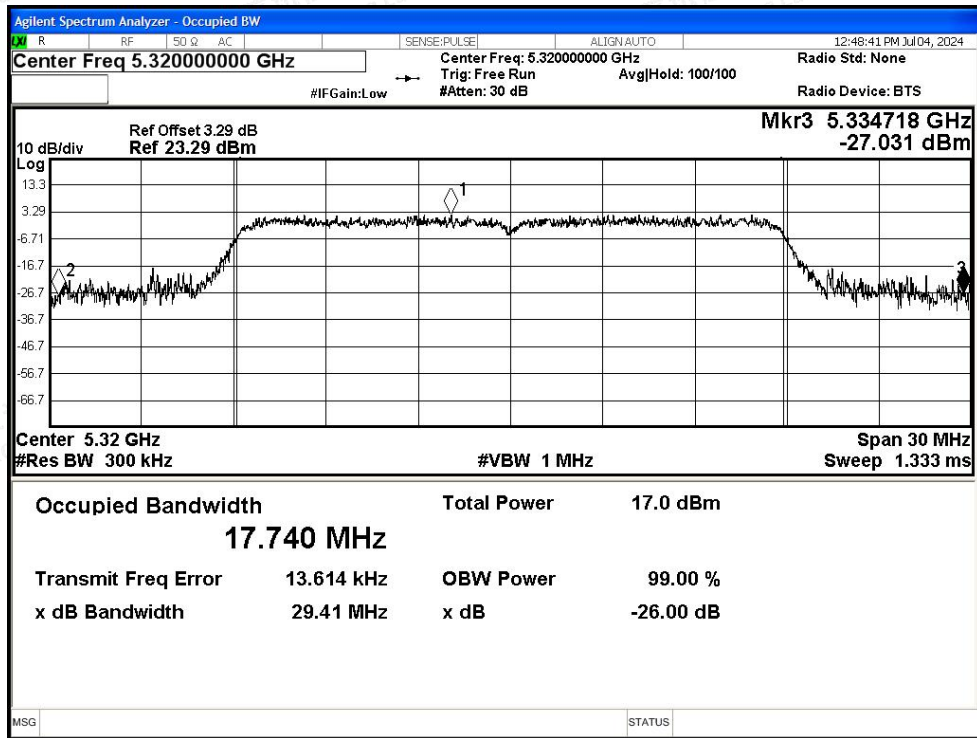


-26dB Bandwidth NVNT ac20 5300MHz Ant1

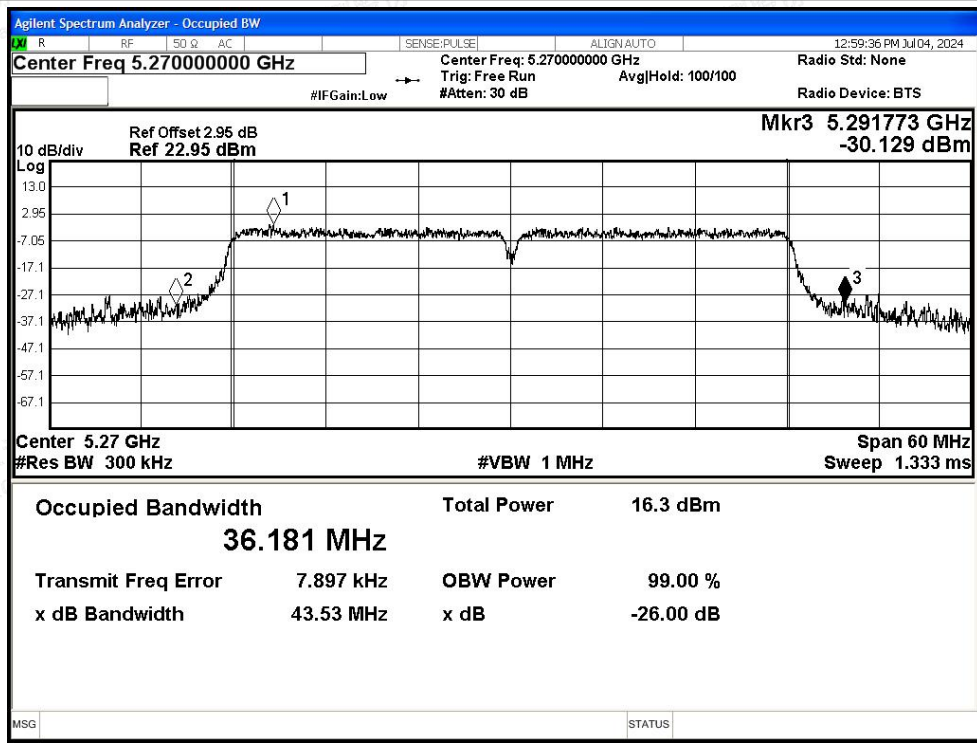




-26dB Bandwidth NVNT ac20 5320MHz Ant1



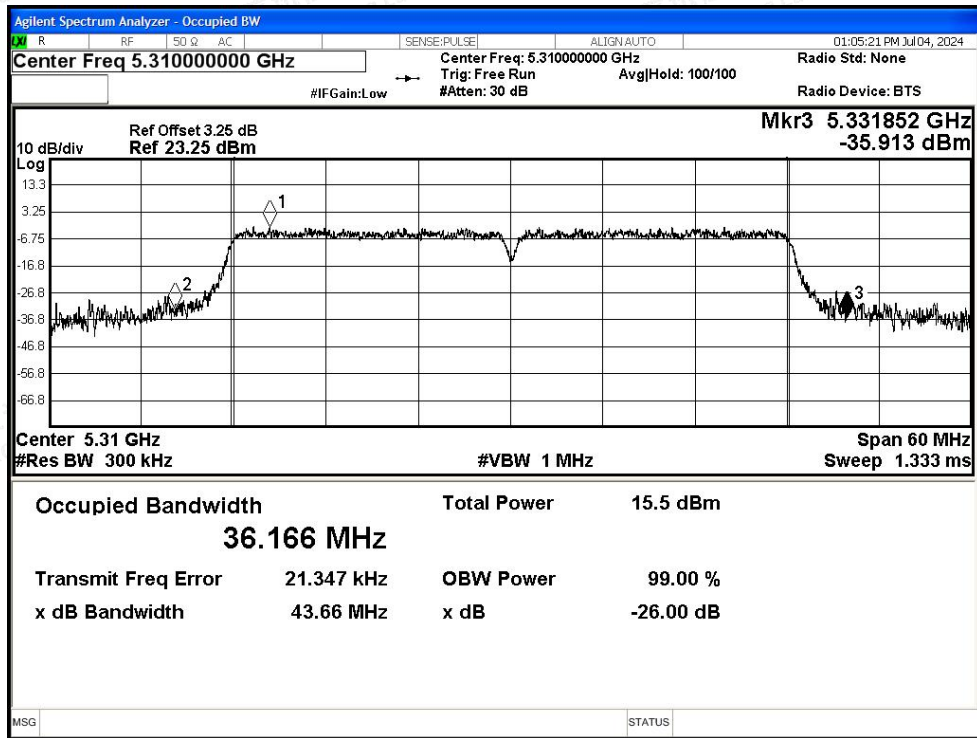
-26dB Bandwidth NVNT ac40 5270MHz Ant1



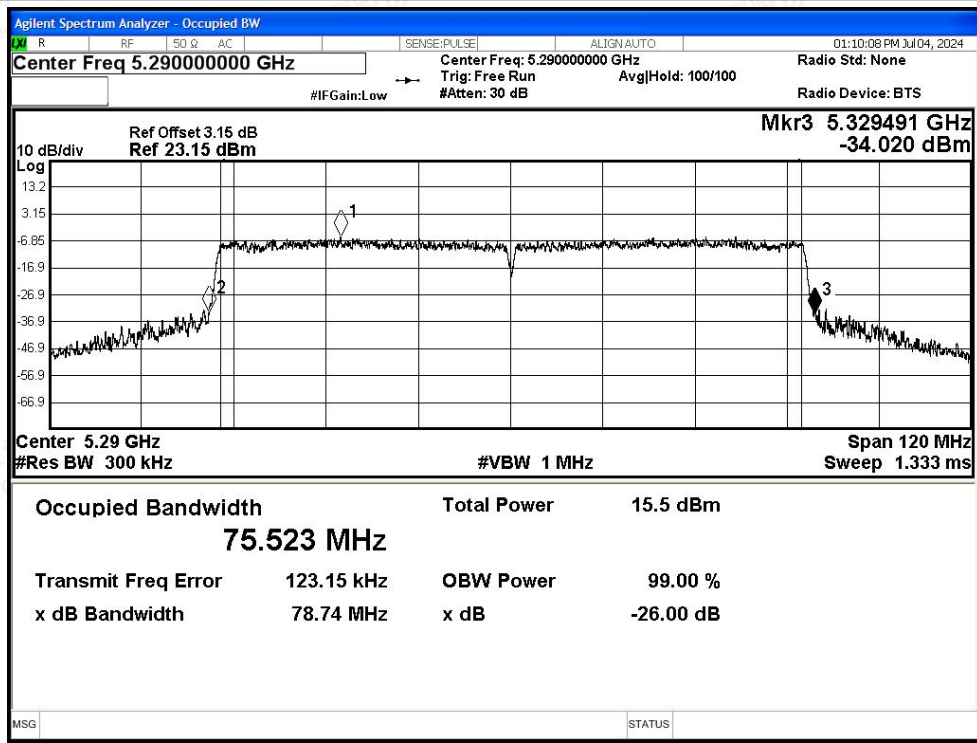




-26dB Bandwidth NVNT ac40 5310MHz Ant1



-26dB Bandwidth NVNT ac80 5290MHz Ant1





### E.2 Maximum Conducted Output Power

Condition	Mode	Frequency (MHz)	Antenna	Conducted Power (dBm)	Duty Factor (dB)	Total Power (dBm)	Limit (dBm)	Verdict
NVNT	a	5260	Ant1	12.53	0.24	12.77	22.27	Pass
NVNT	a	5300	Ant1	12.35	0.24	12.59	22.27	Pass
NVNT	a	5320	Ant1	12.67	0.24	12.91	22.27	Pass
NVNT	n20	5260	Ant1	11.61	0.28	11.89	22.27	Pass
NVNT	n20	5300	Ant1	11.35	0.28	11.63	22.27	Pass
NVNT	n20	5320	Ant1	11.4	0.28	11.68	22.27	Pass
NVNT	n40	5270	Ant1	10.76	0.12	10.88	22.27	Pass
NVNT	n40	5310	Ant1	10.07	0.12	10.19	22.27	Pass
NVNT	ac20	5260	Ant1	11.47	0.28	11.75	22.27	Pass
NVNT	ac20	5300	Ant1	11.54	0.28	11.82	22.27	Pass
NVNT	ac20	5320	Ant1	11.4	0.28	11.68	22.27	Pass
NVNT	ac40	5270	Ant1	10.38	0.12	10.5	22.27	Pass
NVNT	ac40	5310	Ant1	10.99	0.12	11.11	22.27	Pass
NVNT	ac80	5290	Ant1	9.66	0.25	9.91	22.27	Pass

### E.3 Maximum Power Spectral Density Level

Condition	Mode	Frequency (MHz)	Antenna	Conducted PSD (dBm/MHz)	Duty Factor (dB)	Total PSD (dBm/MHz)	Limit (dBm/MHz)	Verdict
NVNT	a	5260	Ant1	1.86	0.24	2.1	9.27	Pass
NVNT	a	5300	Ant1	1.71	0.24	1.95	9.27	Pass
NVNT	a	5320	Ant1	2.17	0.24	2.41	9.27	Pass
NVNT	n20	5260	Ant1	0.92	0.28	1.2	9.27	Pass
NVNT	n20	5300	Ant1	0.62	0.28	0.9	9.27	Pass
NVNT	n20	5320	Ant1	0.49	0.28	0.77	9.27	Pass
NVNT	n40	5270	Ant1	-2.88	0.12	-2.76	9.27	Pass
NVNT	n40	5310	Ant1	-3.48	0.12	-3.36	9.27	Pass
NVNT	ac20	5260	Ant1	0.86	0.28	1.14	9.27	Pass
NVNT	ac20	5300	Ant1	0.62	0.28	0.9	9.27	Pass
NVNT	ac20	5320	Ant1	0.56	0.28	0.84	9.27	Pass
NVNT	ac40	5270	Ant1	-2.82	0.12	-2.7	9.27	Pass
NVNT	ac40	5310	Ant1	-3.9	0.12	-3.78	9.27	Pass
NVNT	ac80	5290	Ant1	-7.44	0.25	-7.19	9.27	Pass

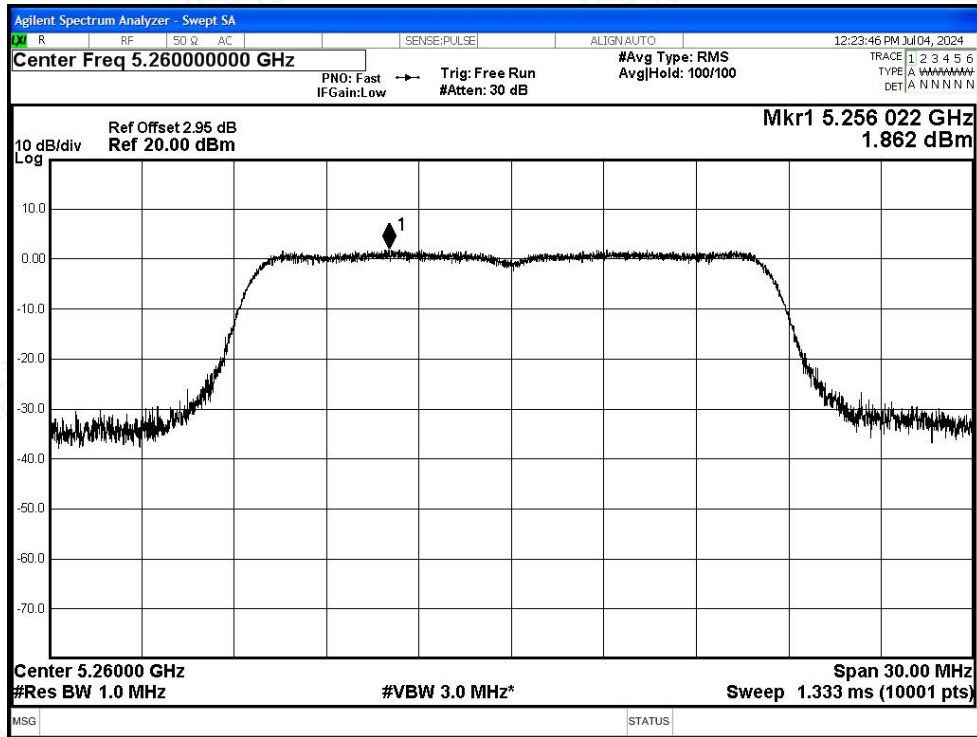


Shenzhen LCS Compliance Testing Laboratory Ltd.  
 Add: 101, 201 Bldg A & 301 Bldg C, Juji Industrial Park Yabianxueziwei, Shajing Street, Baoan District, Shenzhen, 518000, China  
 Tel: +(86) 0755-82591330 | E-mail: webmaster@lcs-cert.com | Web: www.lcs-cert.com  
 Scan code to check authenticity

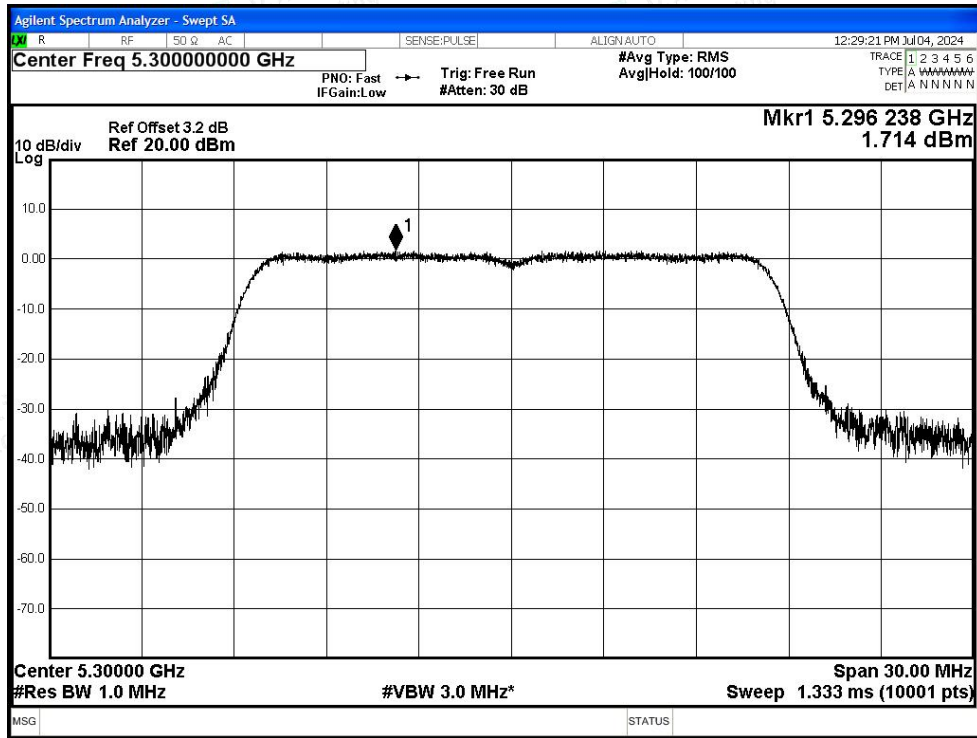


Test Graphs

PSD NVNT a 5260MHz Ant1

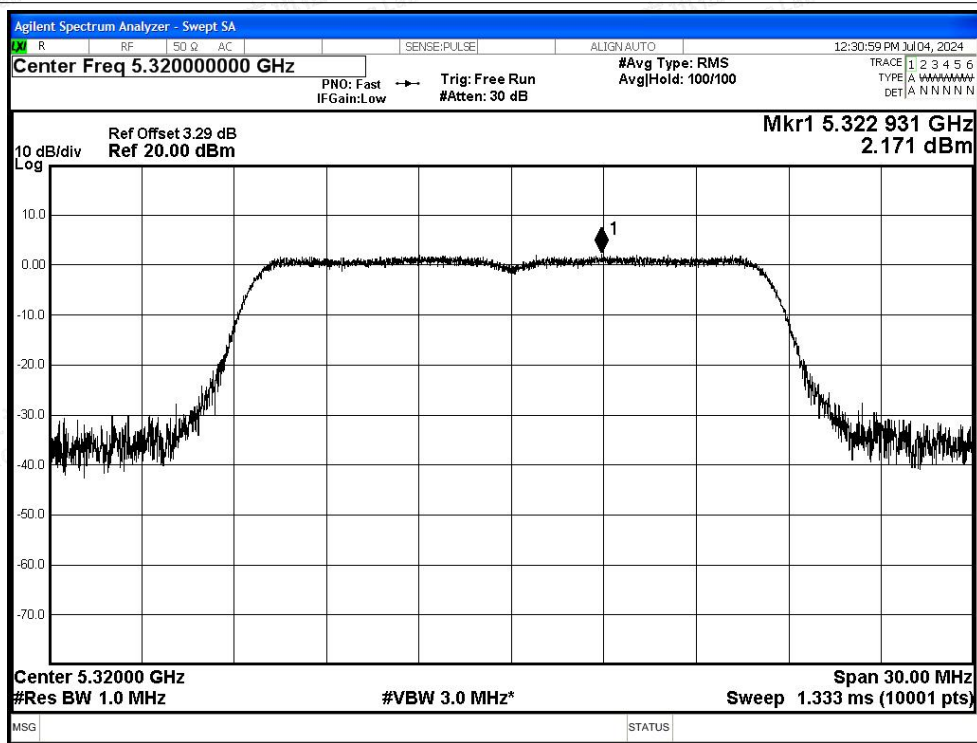


PSD NVNT a 5300MHz Ant1

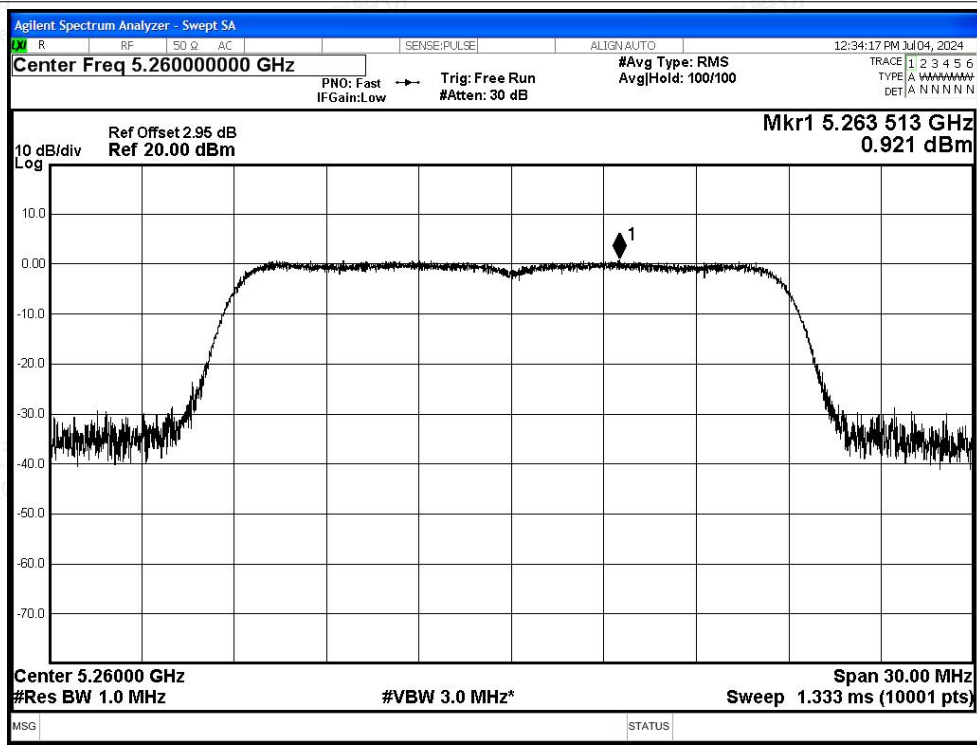


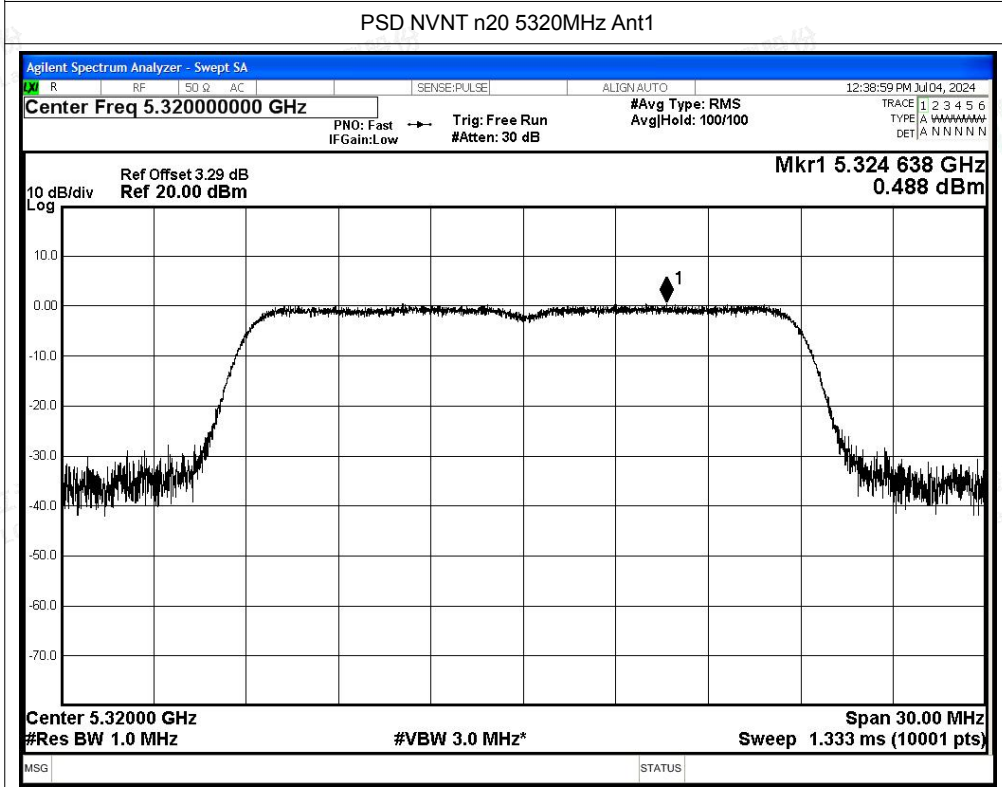
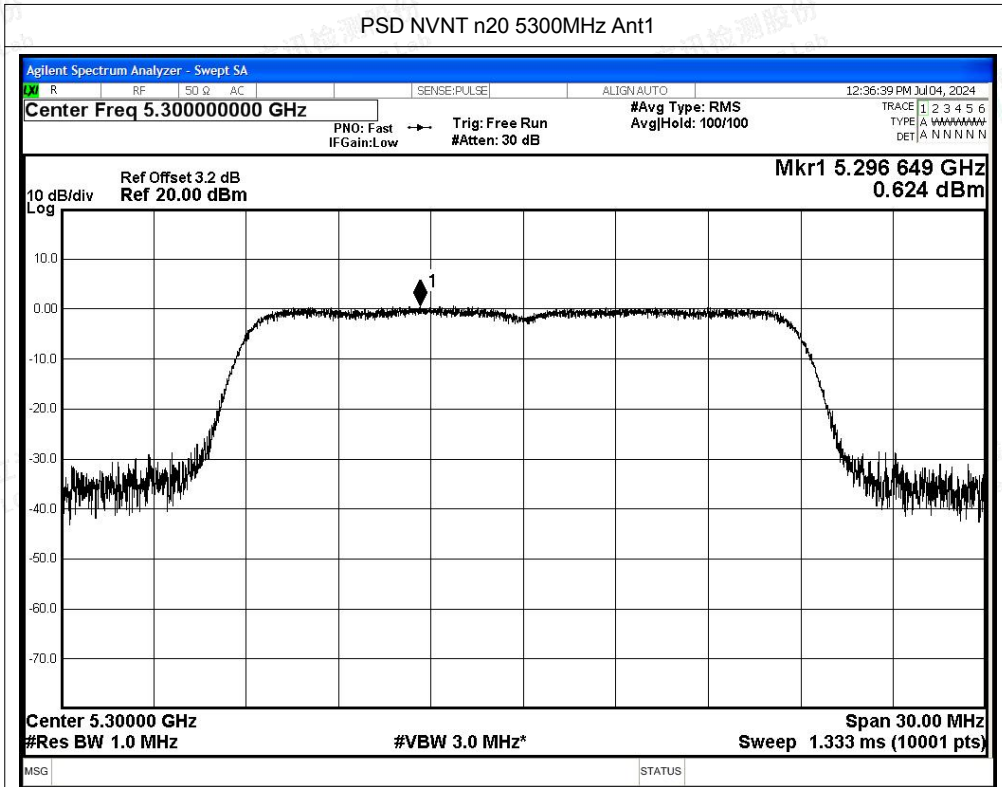


PSD NVNT a 5320MHz Ant1

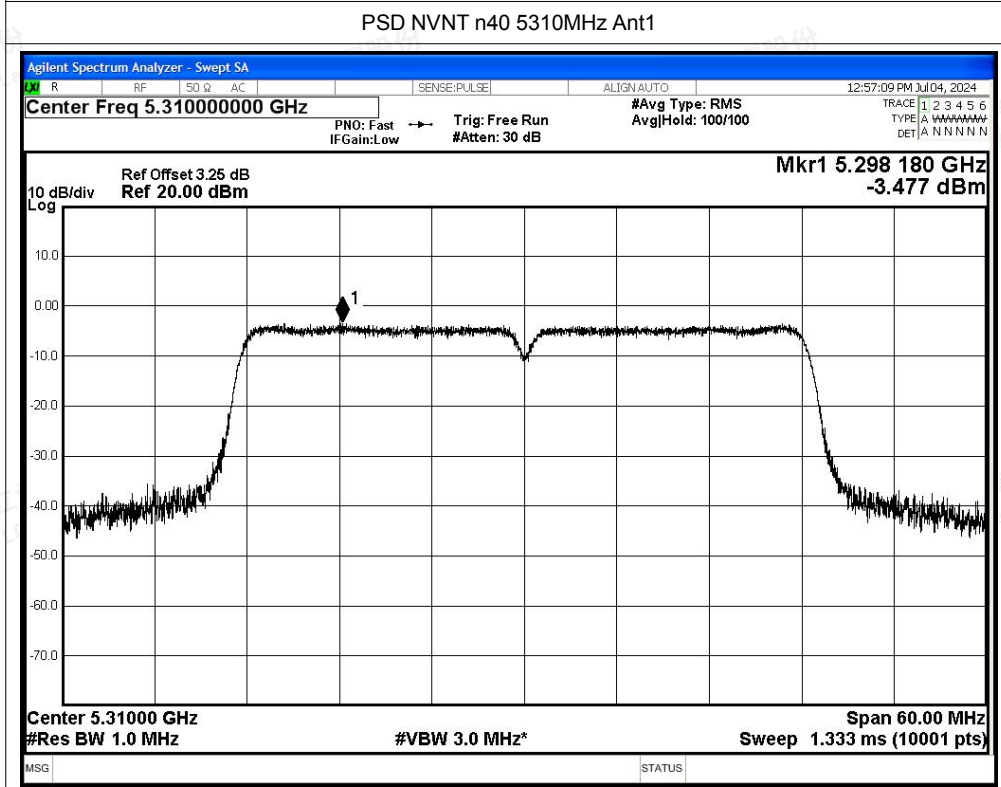
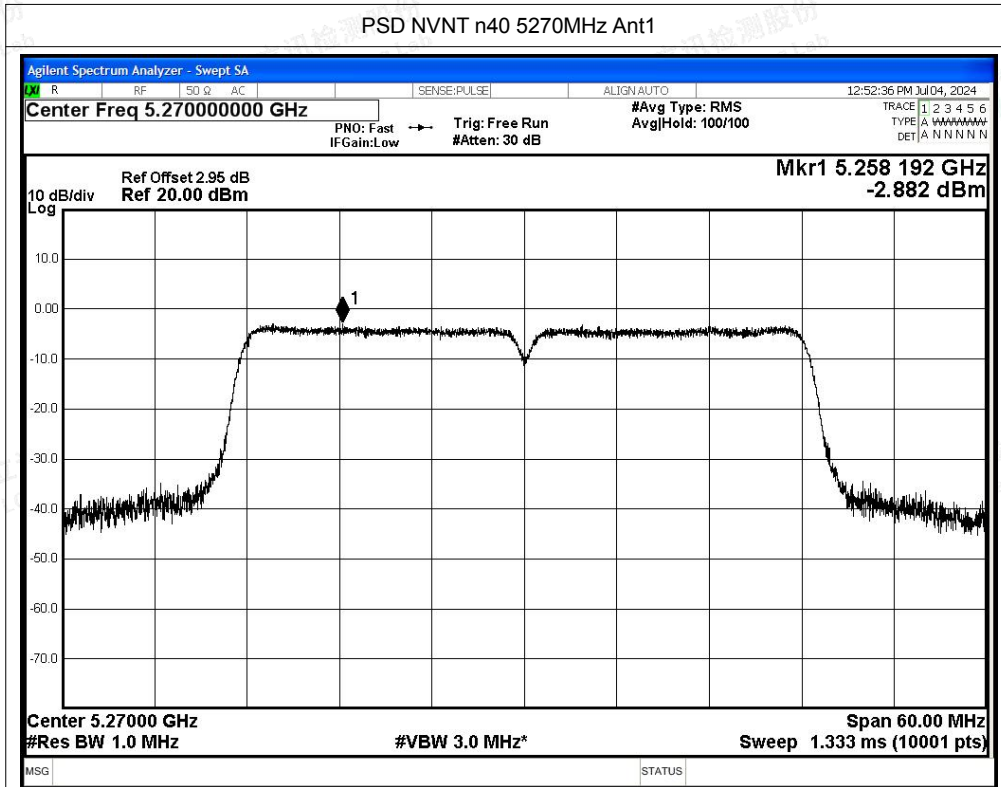


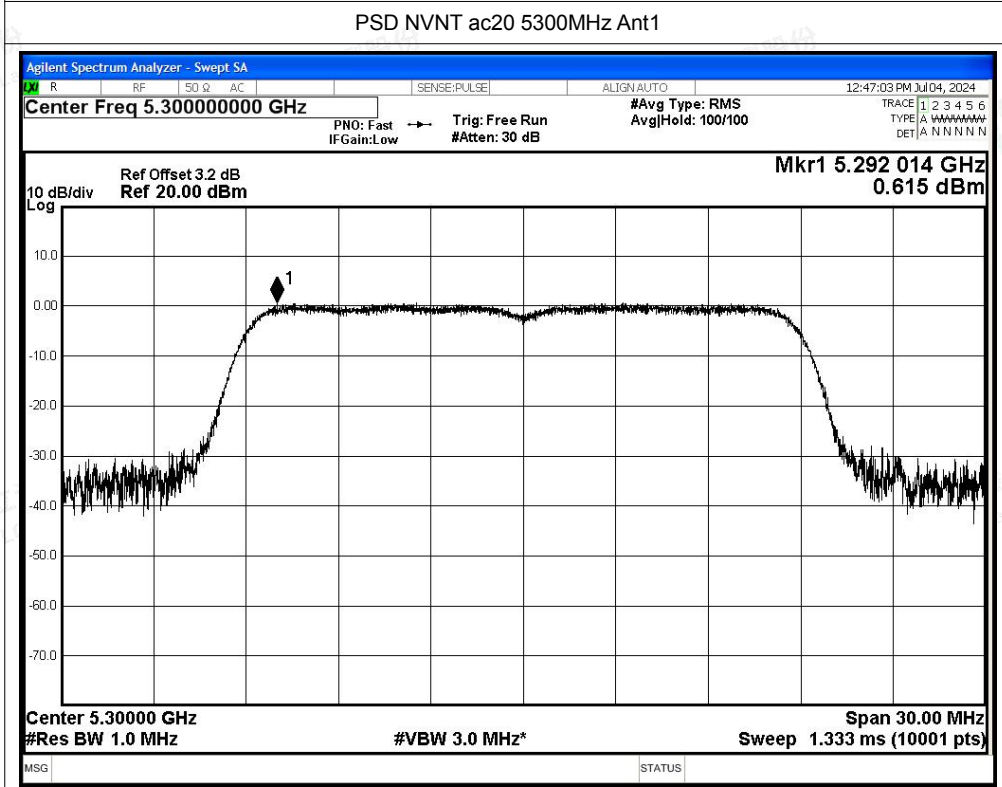
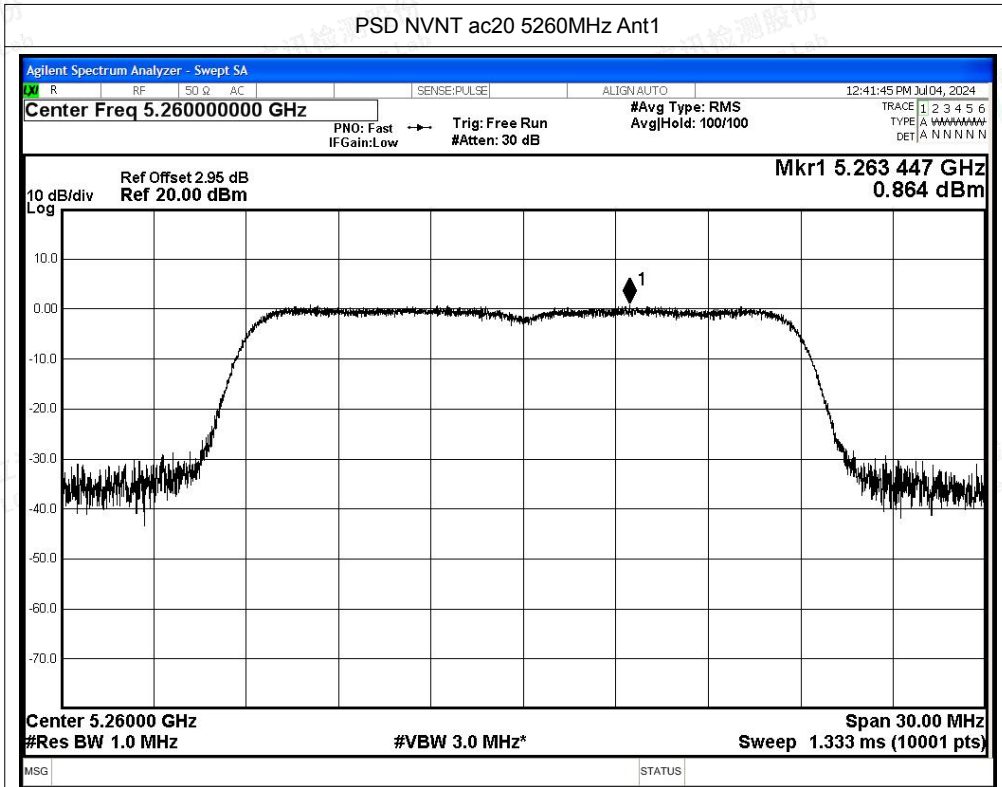
PSD NVNT n20 5260MHz Ant1





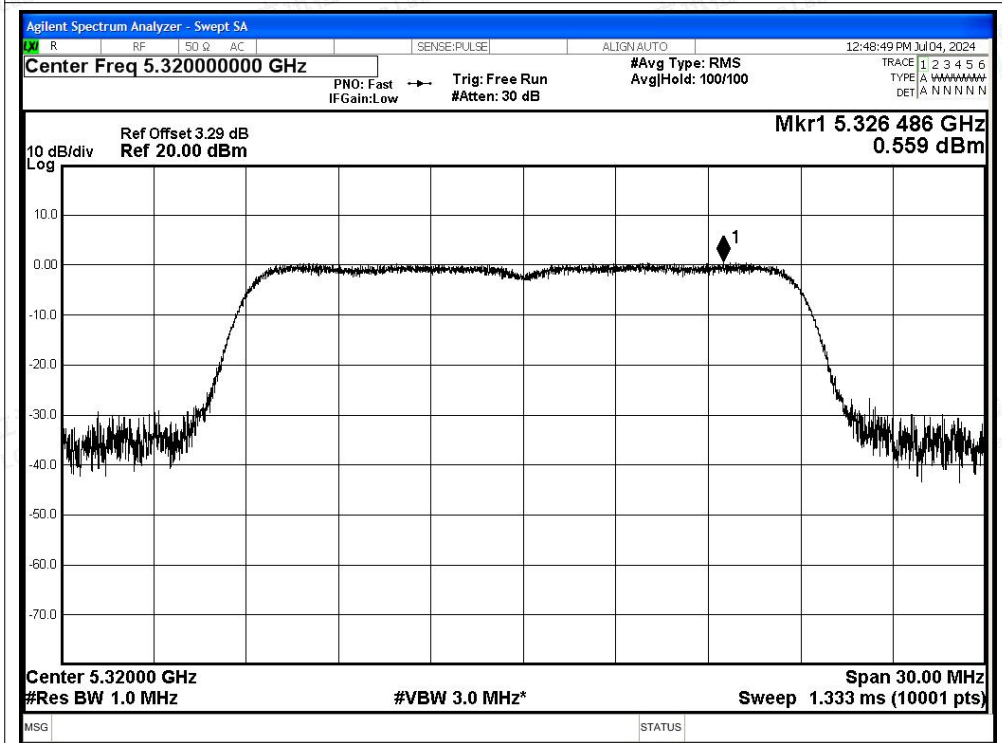




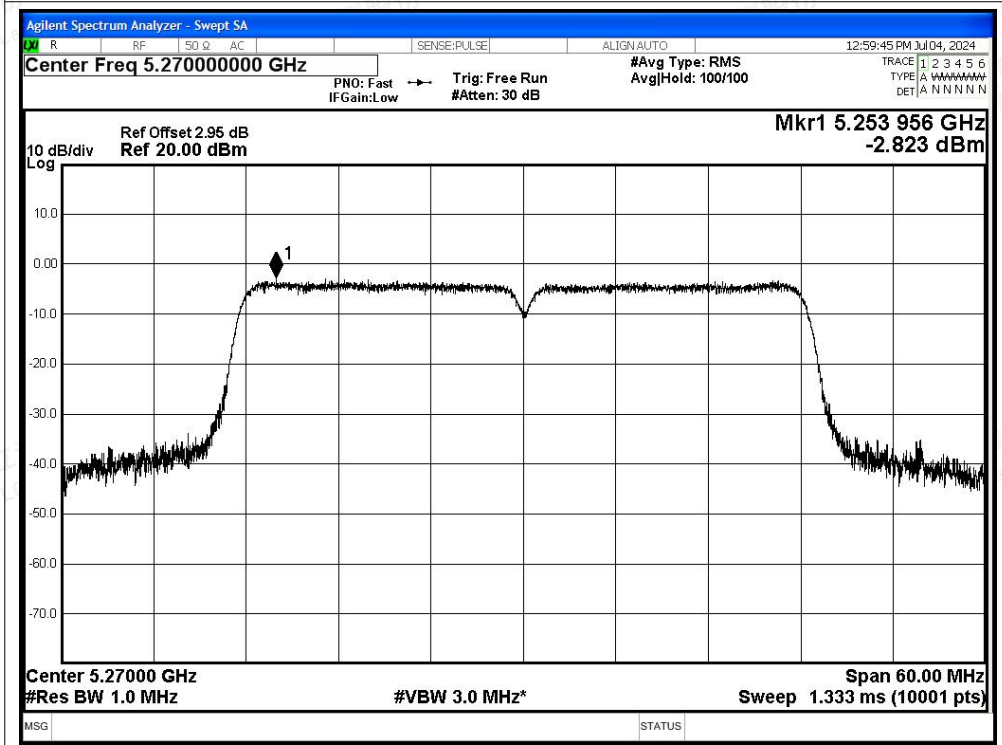




PSD NVNT ac20 5320MHz Ant1

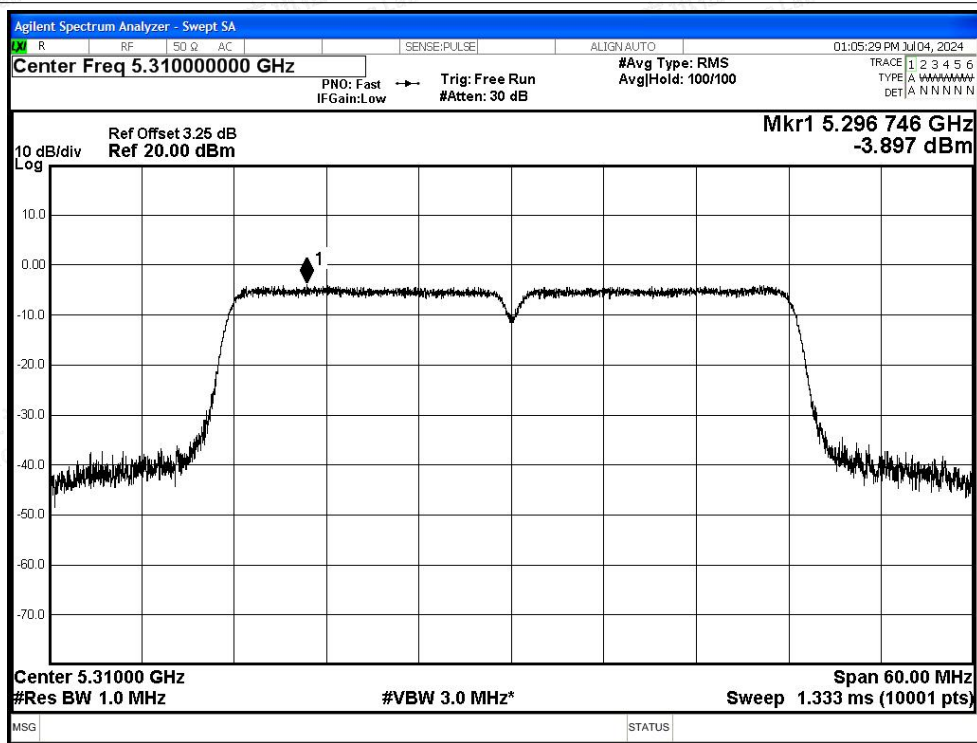


PSD NVNT ac40 5270MHz Ant1

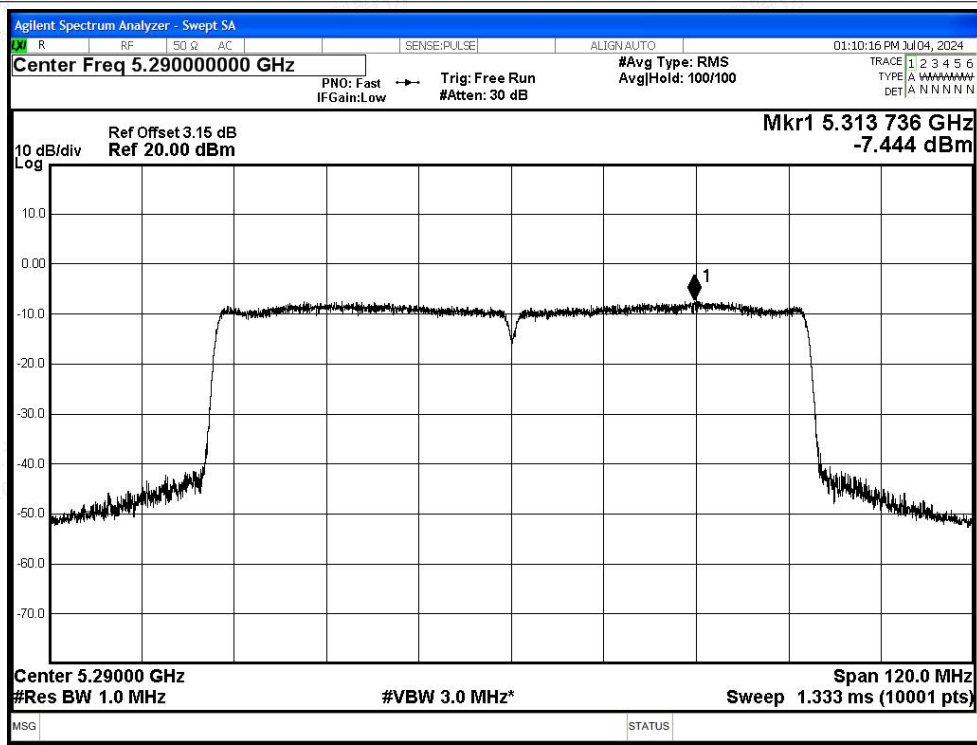




PSD NVNT ac40 5310MHz Ant1



PSD NVNT ac80 5290MHz Ant1





### E.4 Restrict Band

Condition	Mode	Frequency (MHz)	Antenna	Spur Freq (MHz)	Power (dBm)	Gain (dBi)	Duty Factor (dB)	E (dBuV/m)	Detector	Limit (dBuV/m)	Verdict
NVNT	a	5260	Ant1	4500	-51.4	7.73	-	51.56	Peak	68.2	Pass
NVNT	a	5260	Ant1	4500	-58.71	7.73	0.24	44.25	Average	54	Pass
NVNT	a	5260	Ant1	5017.14	-45.82	7.73	-	57.14	Peak	68.2	Pass
NVNT	a	5260	Ant1	4787.82	-56.7	7.73	0.24	46.26	Average	54	Pass
NVNT	a	5260	Ant1	5150	-48.93	7.73	-	54.03	Peak	68.2	Pass
NVNT	a	5260	Ant1	5150	-57.22	7.73	0.24	45.74	Average	54	Pass
NVNT	a	5320	Ant1	5350	-44.23	7.73	-	58.73	Peak	68.2	Pass
NVNT	a	5320	Ant1	5350	-56.07	7.73	0.24	46.89	Average	54	Pass
NVNT	a	5320	Ant1	5350.4	-42.32	7.73	-	60.64	Peak	68.2	Pass
NVNT	a	5320	Ant1	5350.4	-55.91	7.73	0.24	47.05	Average	54	Pass
NVNT	a	5320	Ant1	5460	-50.24	7.73	-	52.72	Peak	68.2	Pass
NVNT	a	5320	Ant1	5460	-58.09	7.73	0.24	44.87	Average	54	Pass
NVNT	n20	5260	Ant1	4500	-50.15	7.73	-	52.81	Peak	68.2	Pass
NVNT	n20	5260	Ant1	4500	-59.32	7.73	0.28	43.64	Average	54	Pass
NVNT	n20	5260	Ant1	4772.22	-46.55	7.73	-	56.41	Peak	68.2	Pass
NVNT	n20	5260	Ant1	4772.22	-56.28	7.73	0.28	46.68	Average	54	Pass
NVNT	n20	5260	Ant1	5150	-48.5	7.73	-	54.46	Peak	68.2	Pass
NVNT	n20	5260	Ant1	5150	-57.27	7.73	0.28	45.69	Average	54	Pass
NVNT	n20	5320	Ant1	5350	-41.71	7.73	-	61.25	Peak	68.2	Pass
NVNT	n20	5320	Ant1	5350	-55.51	7.73	0.28	47.45	Average	54	Pass
NVNT	n20	5320	Ant1	5351.2	-41.54	7.73	-	61.42	Peak	68.2	Pass
NVNT	n20	5320	Ant1	5350.2	-55.18	7.73	0.28	47.78	Average	54	Pass
NVNT	n20	5320	Ant1	5460	-49.94	7.73	-	53.02	Peak	68.2	Pass
NVNT	n20	5320	Ant1	5460	-58.18	7.73	0.28	44.78	Average	54	Pass
NVNT	n40	5270	Ant1	4500	-50.28	7.73	-	52.68	Peak	68.2	Pass
NVNT	n40	5270	Ant1	4500	-58.91	7.73	0.12	44.05	Average	54	Pass
NVNT	n40	5270	Ant1	5021.64	-47.06	7.73	-	55.90	Peak	68.2	Pass
NVNT	n40	5270	Ant1	4806.18	-56.61	7.73	0.12	46.35	Average	54	Pass
NVNT	n40	5270	Ant1	5150	-49.35	7.73	-	53.61	Peak	68.2	Pass
NVNT	n40	5270	Ant1	5150	-57.87	7.73	0.12	45.09	Average	54	Pass
NVNT	n40	5310	Ant1	5350	-46.05	7.73	-	56.91	Peak	68.2	Pass
NVNT	n40	5310	Ant1	5350	-56.03	7.73	0.12	46.93	Average	54	Pass
NVNT	n40	5310	Ant1	5353.4	-43.48	7.73	-	59.48	Peak	68.2	Pass
NVNT	n40	5310	Ant1	5350.8	-55.6	7.73	0.12	47.36	Average	54	Pass
NVNT	n40	5310	Ant1	5460	-49.24	7.73	-	53.72	Peak	68.2	Pass
NVNT	n40	5310	Ant1	5460	-57.92	7.73	0.12	45.04	Average	54	Pass



Shenzhen LCS Compliance Testing Laboratory Ltd.  
 Add: 101, 201 Bldg A & 301 Bldg C, Juji Industrial Park Yabianxueziwei, Shajing Street, Baoan District, Shenzhen, 518000, China  
 Tel: +(86) 0755-82591330 | E-mail: webmaster@lcs-cert.com | Web: www.lcs-cert.com  
 Scan code to check authenticity





NVNT	ac20	5260	Ant1	4500	-50.81	7.73	-	52.15	Peak	68.2	Pass
NVNT	ac20	5260	Ant1	4500	-59.18	7.73	0.28	43.78	Average	54	Pass
NVNT	ac20	5260	Ant1	5019.48	-46.81	7.73	-	56.15	Peak	68.2	Pass
NVNT	ac20	5260	Ant1	5095.92	-56.94	7.73	0.28	46.02	Average	54	Pass
NVNT	ac20	5260	Ant1	5150	-48.46	7.73	-	54.50	Peak	68.2	Pass
NVNT	ac20	5260	Ant1	5150	-57.72	7.73	0.28	45.24	Average	54	Pass
NVNT	ac20	5320	Ant1	5350	-42.98	7.73	-	59.98	Peak	68.2	Pass
NVNT	ac20	5320	Ant1	5350	-55.57	7.73	0.28	47.39	Average	54	Pass
NVNT	ac20	5320	Ant1	5352.4	-41.89	7.73	-	61.07	Peak	68.2	Pass
NVNT	ac20	5320	Ant1	5460	-49.92	7.73	-	53.04	Peak	68.2	Pass
NVNT	ac20	5320	Ant1	5460	-58.16	7.73	0.28	44.80	Average	54	Pass
NVNT	ac40	5270	Ant1	4500	-51.17	7.73	-	51.79	Peak	68.2	Pass
NVNT	ac40	5270	Ant1	4500	-59.5	7.73	0.12	43.46	Average	54	Pass
NVNT	ac40	5270	Ant1	5112.36	-46.68	7.73	-	56.28	Peak	68.2	Pass
NVNT	ac40	5270	Ant1	4806.99	-56.46	7.73	0.12	46.50	Average	54	Pass
NVNT	ac40	5270	Ant1	5150	-49.04	7.73	-	53.92	Peak	68.2	Pass
NVNT	ac40	5270	Ant1	5150	-58	7.73	0.12	44.96	Average	54	Pass
NVNT	ac40	5310	Ant1	5350	-46.33	7.73	-	56.63	Peak	68.2	Pass
NVNT	ac40	5310	Ant1	5350	-56.55	7.73	0.12	46.41	Average	54	Pass
NVNT	ac40	5310	Ant1	5350.8	-43.26	7.73	-	59.70	Peak	68.2	Pass
NVNT	ac40	5310	Ant1	5350.2	-55.72	7.73	0.12	47.24	Average	54	Pass
NVNT	ac40	5310	Ant1	5460	-50.48	7.73	-	52.48	Peak	68.2	Pass
NVNT	ac40	5310	Ant1	5460	-58.22	7.73	0.12	44.74	Average	54	Pass
NVNT	ac80	5290	Ant1	4500	-51.02	7.73	-	51.94	Peak	68.2	Pass
NVNT	ac80	5290	Ant1	4500	-59.16	7.73	0.25	43.80	Average	54	Pass
NVNT	ac80	5290	Ant1	5056.8	-46.34	7.73	-	56.62	Peak	68.2	Pass
NVNT	ac80	5290	Ant1	5085.51	-56.57	7.73	0.25	46.39	Average	54	Pass
NVNT	ac80	5290	Ant1	5150	-49.82	7.73	-	53.14	Peak	68.2	Pass
NVNT	ac80	5290	Ant1	5150	-57.67	7.73	0.25	45.29	Average	54	Pass
NVNT	ac80	5290	Ant1	5350	-46.76	7.73	-	56.20	Peak	68.2	Pass
NVNT	ac80	5290	Ant1	5350	-55.66	7.73	0.25	47.30	Average	54	Pass
NVNT	ac80	5290	Ant1	5353.5	-42.83	7.73	-	60.13	Peak	68.2	Pass
NVNT	ac80	5290	Ant1	5460	-50.53	7.73	-	52.43	Peak	68.2	Pass
NVNT	ac80	5290	Ant1	5460	-58.42	7.73	0.25	44.54	Average	54	Pass

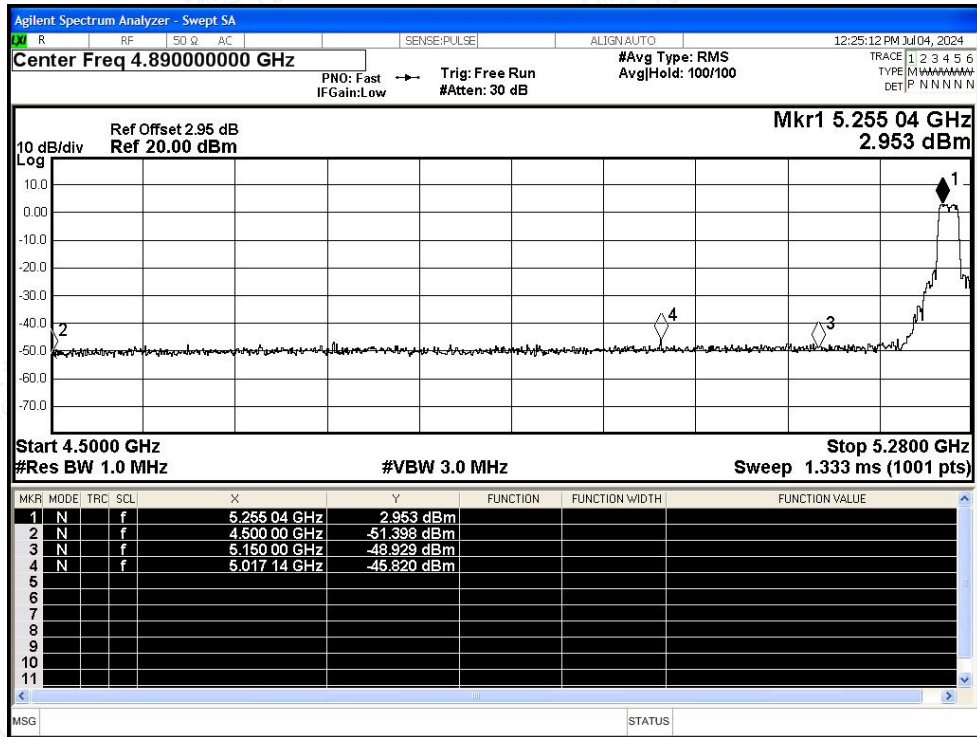


Shenzhen LCS Compliance Testing Laboratory Ltd.  
 Add: 101, 201 Bldg A & 301 Bldg C, Juji Industrial Park Yabianxueziwei, Shajing Street, Baoan District, Shenzhen, 518000, China  
 Tel: +(86) 0755-82591330 | E-mail: webmaster@lcs-cert.com | Web: www.lcs-cert.com  
 Scan code to check authenticity

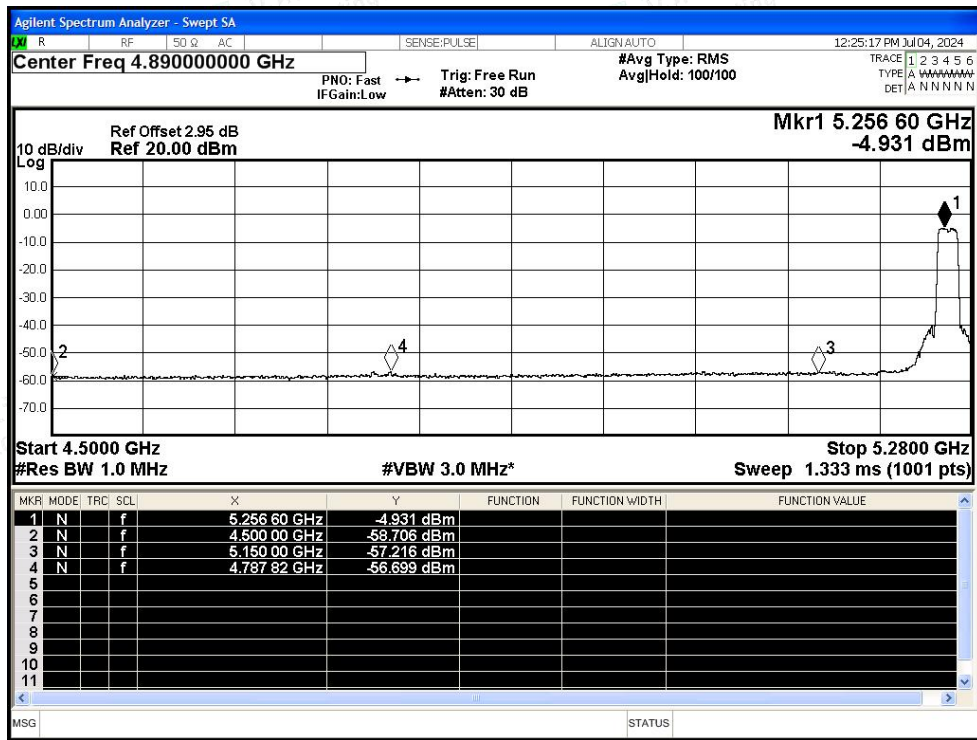


Test Graphs

Restrict Band NVNT a 5260MHz Ant1 Peak

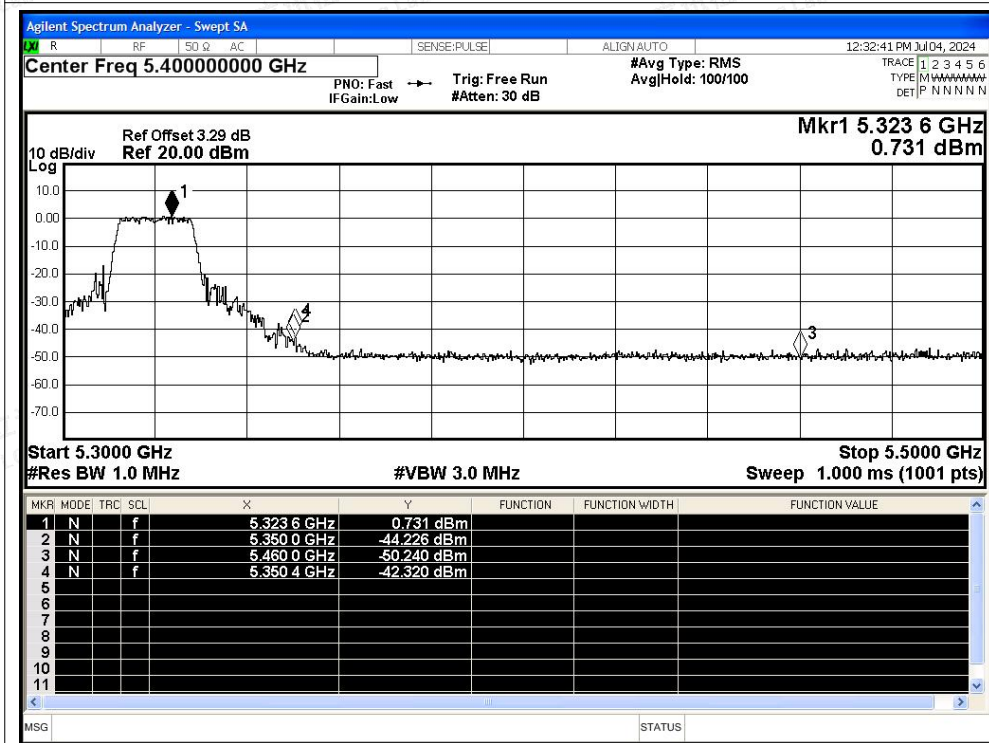


Restrict Band NVNT a 5260MHz Ant1 Average

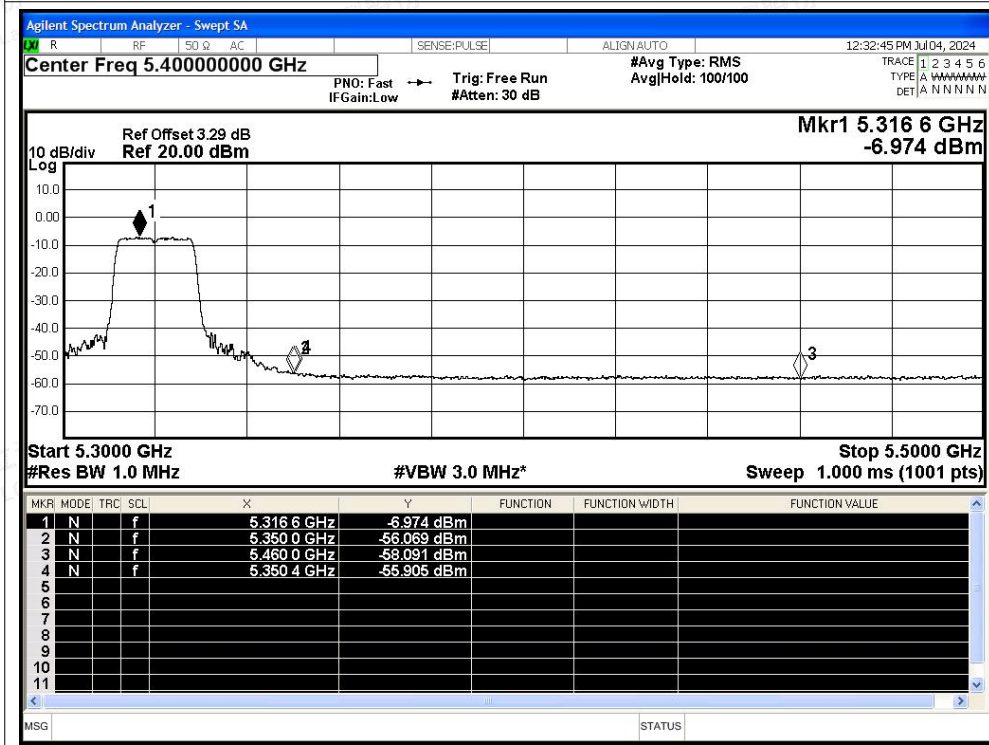




Restrict Band NVNT a 5320MHz Ant1 Peak

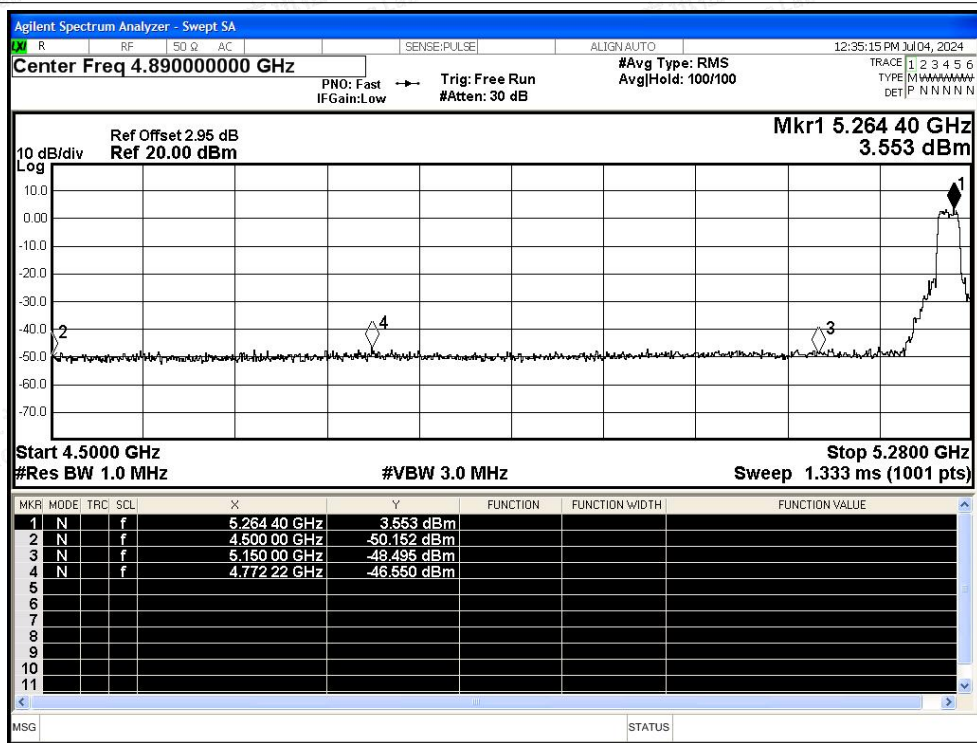


Restrict Band NVNT a 5320MHz Ant1 Average

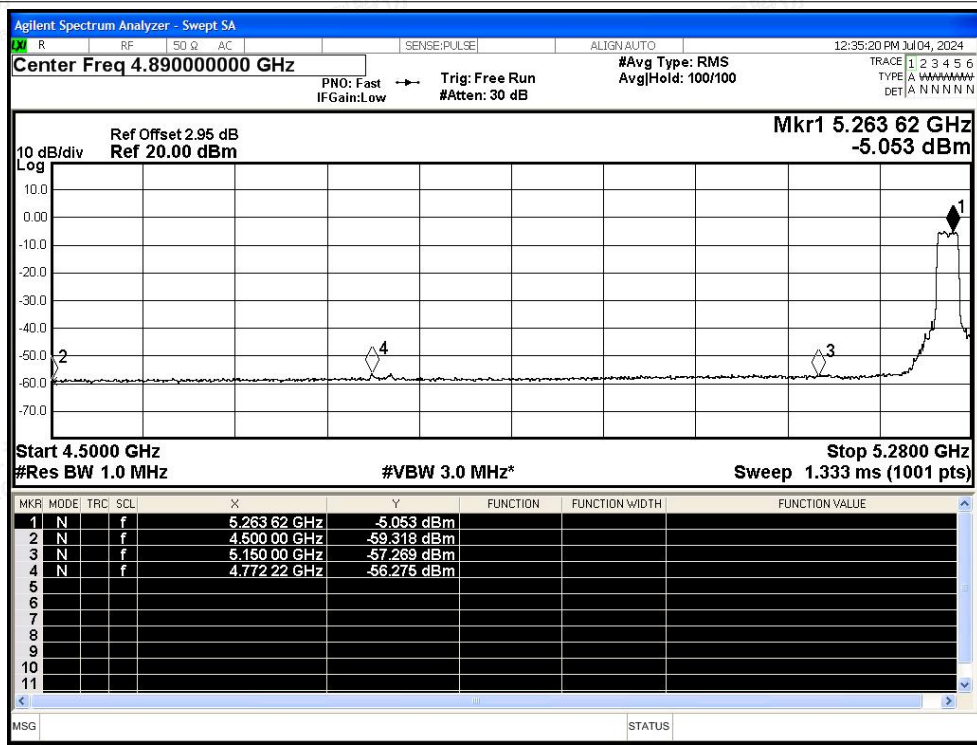




Restrict Band NVNT n20 5260MHz Ant1 Peak

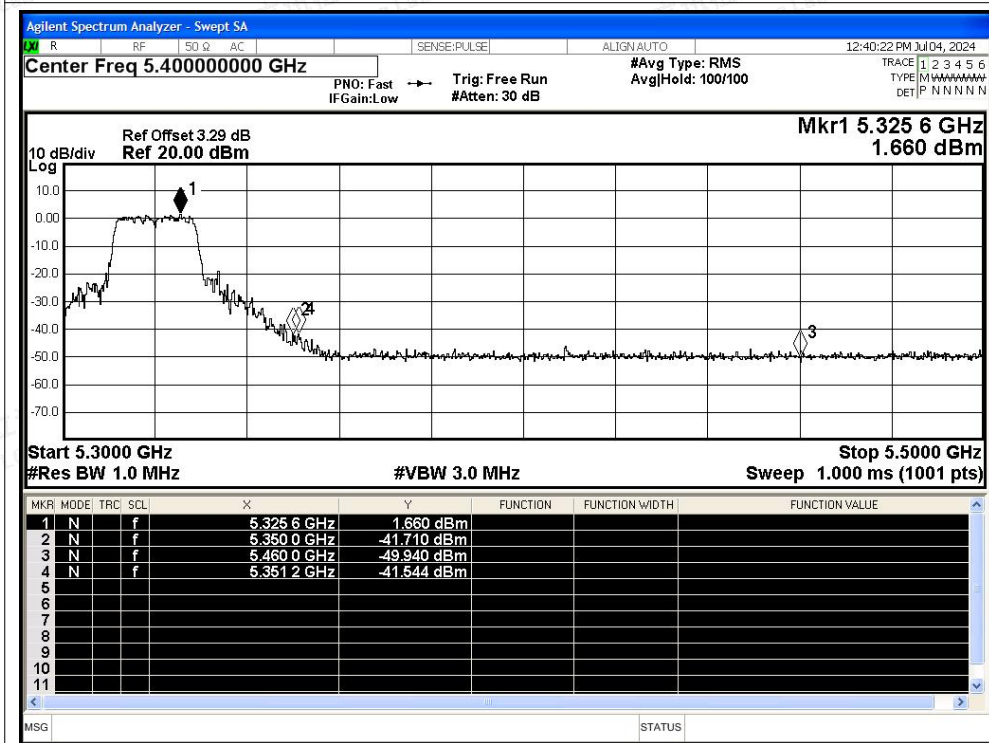


Restrict Band NVNT n20 5260MHz Ant1 Average

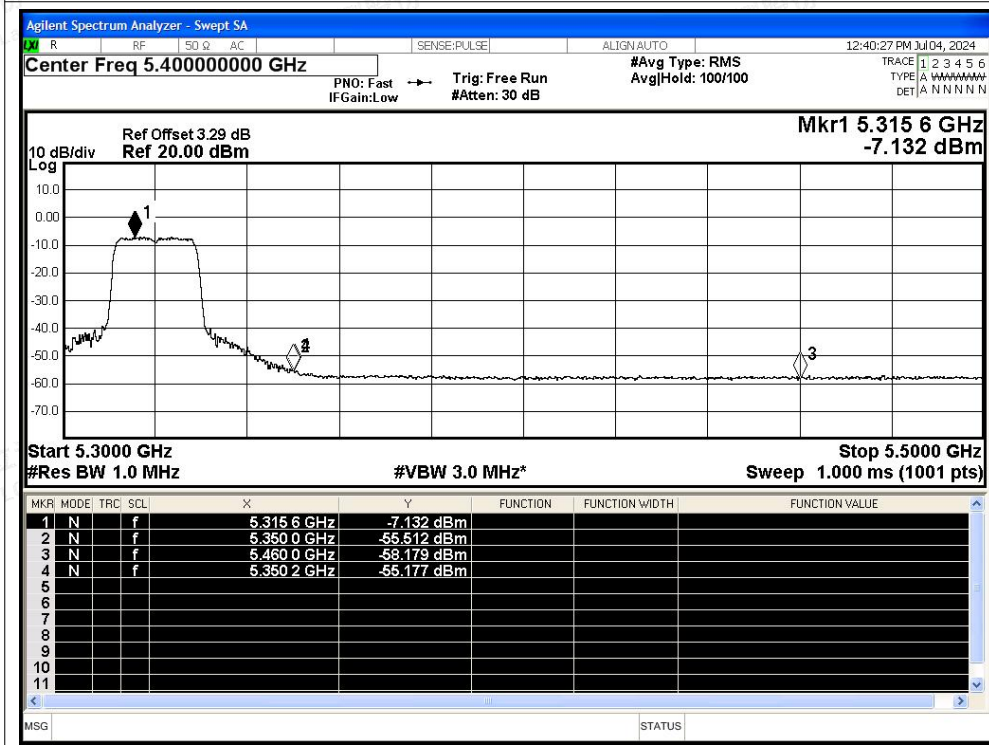




Restrict Band NVNT n20 5320MHz Ant1 Peak



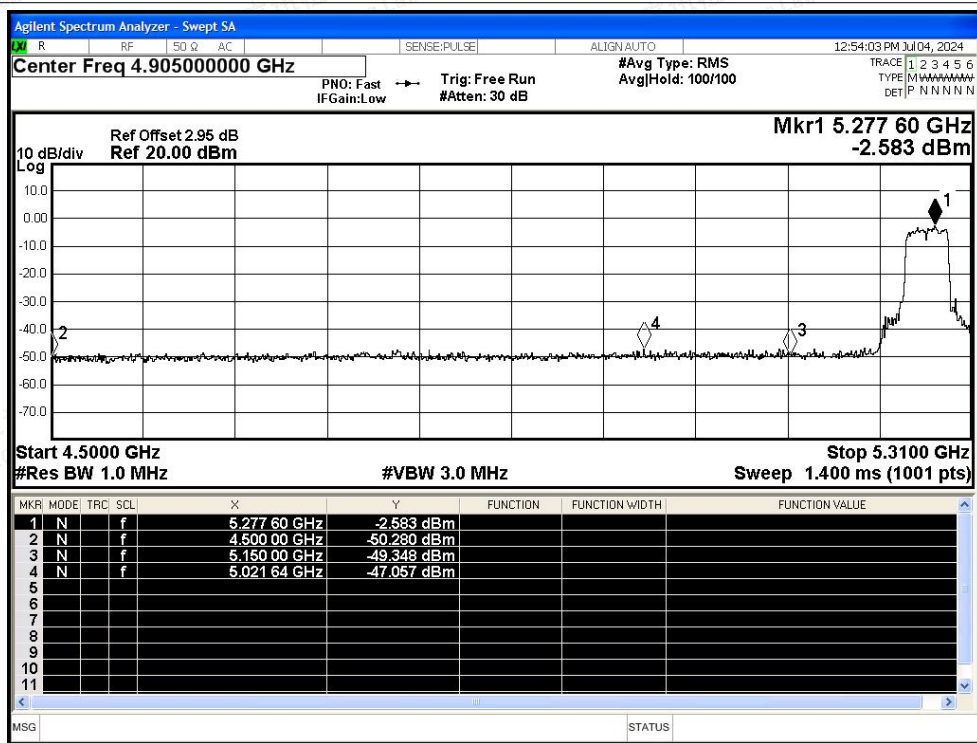
Restrict Band NVNT n20 5320MHz Ant1 Average



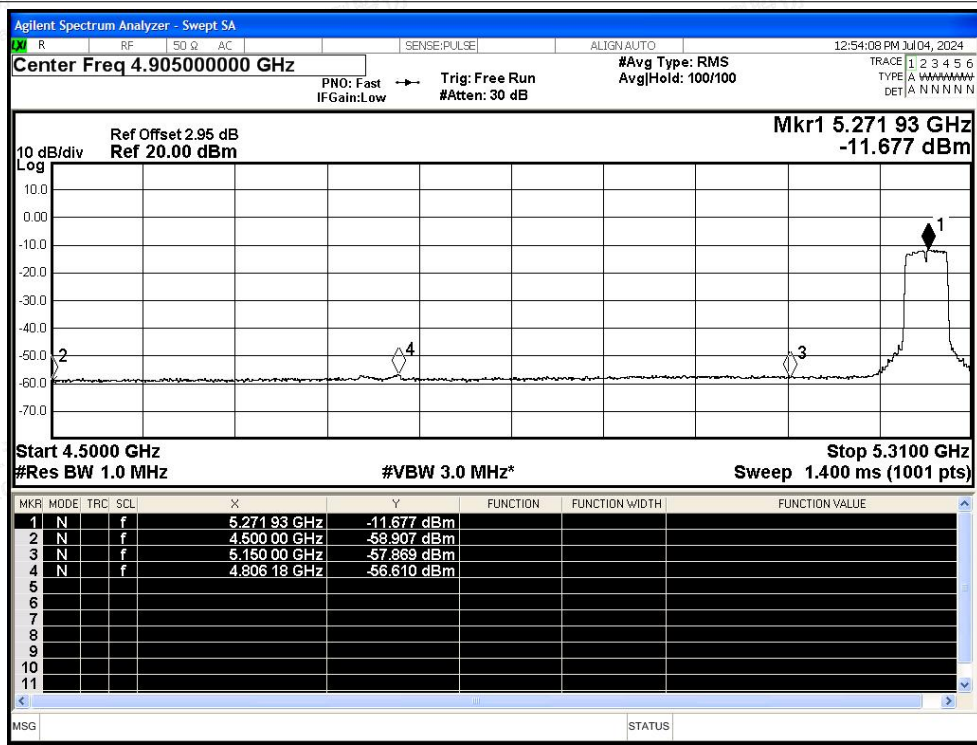




Restrict Band NVNT n40 5270MHz Ant1 Peak

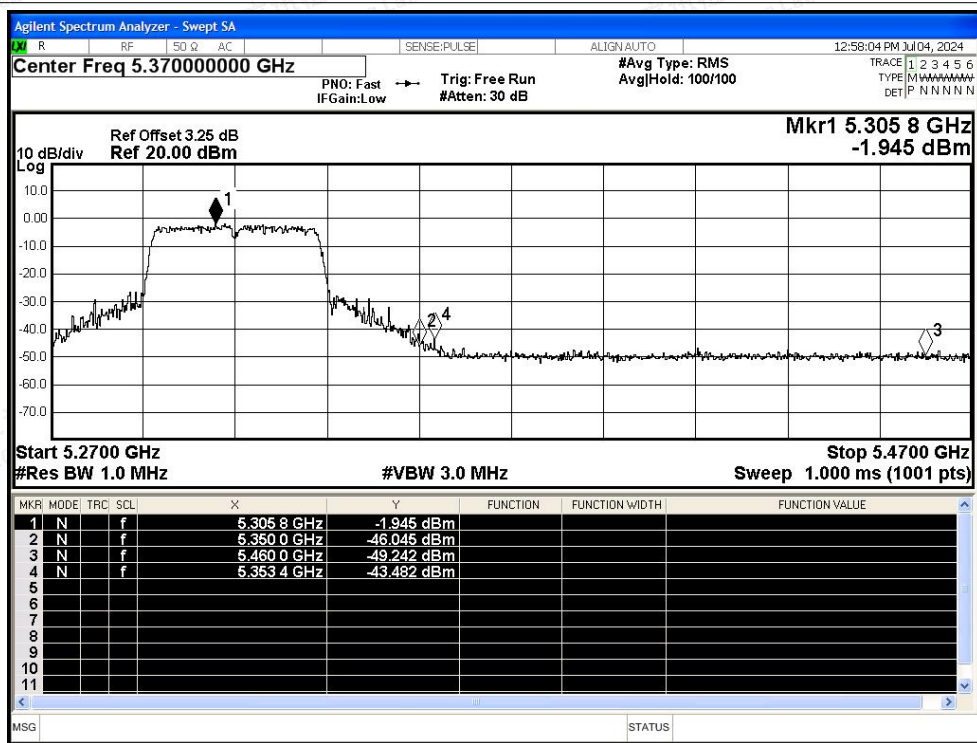


Restrict Band NVNT n40 5270MHz Ant1 Average





Restrict Band NVNT n40 5310MHz Ant1 Peak



Restrict Band NVNT n40 5310MHz Ant1 Average

