

7 inches

IMPORTANT LINKS

Song List: www.saregama.com/carvaanmini/kids/songlist
 Detailed Warranty: www.saregama.com/carvaanmini/kids/warranty

WARRANTY CARD

Customer's Name: _____
 Customer's Address: _____

 Product Serial No.: _____
 Date of Purchase: _____
 Expiry Date: _____
 I accept the terms and conditions of the warranty.
 Retailer's Name: _____
 Retailer's Signature/Seal: _____

 Customer's Signature

8

3



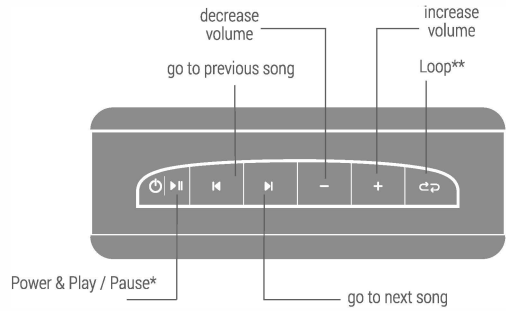
SAREGAMA
CARVAAN™

mini

USER MANUAL

FCC ID: 2AW3E-SCMD4

TOP VIEW: BUTTONS ON CARVAAN MINI KIDS



*Press the Power button for 3 to 4 seconds to power on / off Carvaan Mini Kids
 When your Carvaan Mini Kids is powered on, use this button to play / pause a song
 **Loop: To play the same song on repeat, press the loop button on Carvaan Mini Kids.
 To turn off loop, press the loop button again.
 To change song while the loop is on, press next / previous button
 If the mode is changed, loop will be lost

1

2

9 inches

33 Mantras and devotional songs comprising of Gayatri Mantra, Mahamrityunjaya Mantra, Hanuman Chalisa, Om chant and more

MANTRA

15 fun learning songs based on topics like Numbers, Alphabets and Phonetics etc.

LEARNING

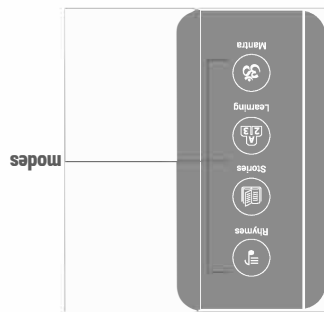
300+ pre-loaded Hindi and English stories. These stories are old age classics like Panchtantra stories, Fairy Tales, Akbar Birbal, Moral stories, Mythological Stories etc.

STORIES

80 preloaded Classic Hindi and English rhymes for kids of all ages. This is the default mode on first power on/reset.

RHYMES

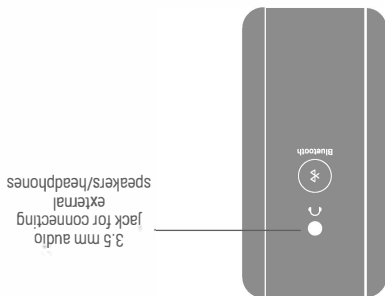
To choose a mode, press the corresponding mode button on the unit



LEFT SIDE VIEW: MODES ON CARVAAN MINI KIDS

** Supports BT version 4.1

BLUETOOTH MODE**
 Pair your mobile phone/tablet with Carvaan Mini Kids. Enjoy songs stored on your personal device on Carvaan Mini Kids Speaker.



RIGHT SIDE VIEW: BLUETOOTH MODE & AUX OUT

FRONT VIEW: STATUS LIGHT



When you turn on Carvaan Mini Kids you will be able to see a light on the front of the unit. This light indicates the status as follows:

- i. When the blue light is steady, it indicates that a song has been paused
- ii. When the blue light blinks, it indicates that the battery is very low. Please connect the unit to a power source to charge it

4

SAFETY HANDLING

1. CARE FOR PRODUCT

- a. Keep Carvaan Mini Kids away from dust and excessive heat (heat registers, stoves etc.)
- b. Prevent spillage of water or any other liquid as this can cause failure of Carvaan Mini Kids or could prove to be a potential fire hazard
- c. Clean the unit with a dry cloth only
- d. Do not walk on or pinch the power cord close to the plug
- e. Do not immerse Carvaan Mini Kids into water

2. CARE FOR BATTERY

- a. Do not expose the battery to heat sources greater than 60°C
- b. Recycle or dispose the battery when essential. Please ensure proper battery handling and disposal methods
- c. Do not subject the battery pack to a mechanical shock
- d. In the event of a battery leak, don't allow the liquid to come in contact with the skin or eyes. If contact has been made, wash the affected area with water & seek medical advice
- e. For prolonging battery life, avoid discharging the battery completely

3. OTHERS

- a. Use attachments / accessories as specified by the manufacturer
- b. To register a complaint or a service request, email help@saregama.com
- f. To ensure optimum battery condition, the unit should be charged for atleast 4 to 5 hours, once a month.

Note: if the unit is unused for a month or more, battery will get completely discharged

WEEE stands for Waste from Electrical and Electronic Equipment. WEEE Directive 2002/96/EC mandates the treatment, recovery and recycling of electric and electronic equipment. Carvaan Mini being sold in USA market had passed all the WEEE compliance and carry the "Wheeler Bin" sticker on the label as well. Saregama has labelled its branded electronic products with the WEEE Symbol to alert our customers that their products bearing this label should not be disposed in a landfill or with municipal or household waste.

WARRANTY OVERVIEW

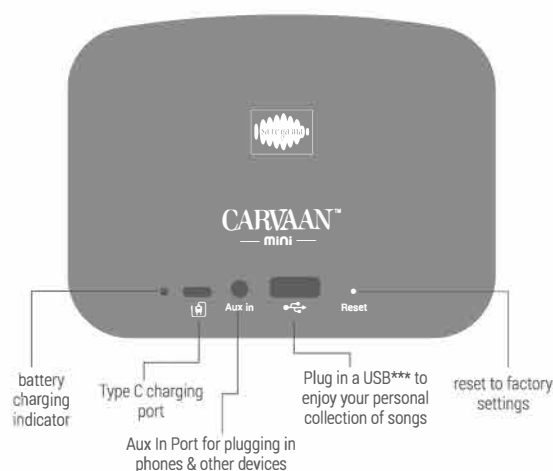
Carvaan Mini Kids comes with a 6 months Warranty on all parts, excluding accessories. This includes servicing/repair or replacement of damaged parts.

The warranty does not apply and does not cover the following:


- Liability for loss of data/content loaded in the product due to misuse or tampering
- Damage caused due to force majeure events; events caused by fire, water, electrical disturbances etc.; events beyond the control of Saregama; acts of negligence or mishandling; usage for commercial, business, industrial, educational or rental purposes

6

BACK VIEW: PORTS ON CARVAAN MINI KIDS



- battery charging indicator
- Type C charging port
- Aux In Port for plugging in phones & other devices
- Plug in a USB*** to enjoy your personal collection of songs
- Reset
- reset to factory settings



- USB to USB Type C charging cable.
- Frequency 50 Hz input and 5V 1A output
- Full battery charge time 1-2 hours
- Battery usage: Approximately 3-4 hours once the battery is fully charged

***Supports for USB 2.0

5

WARRANTY TERMS

Warranty is provided only on Product(s) which is purchased from Saregama, Saregama Authorized Dealer, Authorized Reseller or Authorized Online Resellers.

To claim the Warranty Customer will have to mail their request to help@saregama.com

The Customer will receive as reply to his/ her email an address on which said Customer may send the defective unit of the Product ("said address").

The defective unit of the Product & Accessories must be sent to the said address (with the original packaging when purchased or similar packaging) at the cost of the Customer. Once the said defective unit of the Product & Accessories is received at the said address, Saregama will dispatch a fresh unit of the Product & Accessories to Customer's address. In the event on receipt, Saregama finds that the allegedly defective unit of Product does not have any defects, Saregama will dispatch the same unit of the Product & Accessories received from Customer, back to the Customer's address.

To avail the Warranty, customer will have to provide the invoice of the unit of the Product purchased by customer to Saregama, either by dispatching it along with the defective unit or by emailing at the email address provided for the same purpose a scanned copy of the said invoice. The replaced unit of the Product & Accessories shall become the property of Saregama.

FCC

The FCC Declaration of Conformity or the FCC label or the FCC mark is a certification mark employed on electronic products manufactured or sold in the United States which certifies that the electromagnetic interference from the device is under limits approved by the Federal Communications Commission.

A device that is marketed for use in the home or a residential area by the customer comes under Class B devices which require either Verification, Certification, or Self Declaration depending on the type of product.

Carvaan Mini comes under Class-B and it undergoes all the requirements generated by FCC and has received the FCC certificate after going a Declaration of Conformity under the new FCC Doc/Self declaration procedures.



Carvaan Mini meets all the applicable Innovation, Science and Economic Development Canada (ISED) technical requirements. Prior to its launch in the Canadian market, Saregama will ensure that Carvaan Mini is pre-registered with the Department and meets all the applicable standards throughout its life cycle. In addition to this, ISED will be informed by Saregama prior to any technical change(s) that may affect the product's regulatory compliance under which the product was originally registered.

7

FCC Statement

Changes or modifications not expressly approved by the party responsible for compliance could void the user's authority to operate the equipment.

This equipment has been tested and found to comply with the limits for a Class B digital device, pursuant to Part 15 of the FCC Rules. These limits are designed to provide reasonable protection against harmful interference in a residential installation. This equipment generates uses and can radiate radio frequency energy and, if not installed and used in accordance with the instructions, may cause harmful interference to radio communications. However, there is no guarantee that interference will not occur in a particular installation. If this equipment does cause harmful interference to radio or television reception, which can be determined by turning the equipment off and on, the user is encouraged to try to correct the interference by one or more of the following measures:

- Reorient or relocate the receiving antenna.
- Increase the separation between the equipment and receiver.
- Connect the equipment into an outlet on a circuit different from that to which the receiver is connected.
- Consult the dealer or an experienced radio/TV technician for help

This device complies with part 15 of the FCC rules. Operation is subject to the following two conditions (1) this device may not cause harmful interference, and (2) this device must accept any interference received, including interference that may cause undesired operation.