

Appendix D. Setup Photographs

<Conducted Emission>

Mode 2

Remote View






Rear View




<Radiated Emission>

Y Plane for Sample 1

9kHz ~ 30MHz




30MHz ~ 1GHz




Y Plane for Sample 2

9kHz ~ 30MHz



30MHz ~ 1GHz



————THE END————