



ANNEX A: TEST SET-UP PHOTOGRAPHS




160785_20.JPG: Test setup - conducted tests

ANNEX A: TEST SET-UP PHOTOGRAPHS




160785_12: Test setup - Radiated emission anechoic chamber, Lily-W132

ANNEX A: TEST SET-UP PHOTOGRAPHS




160785_13: Test setup - Radiated emission anechoic chamber, Lily-W131

ANNEX A: TEST SET-UP PHOTOGRAPHS




160785_21: Test setup - Radiated emission anechoic chamber

ANNEX A: TEST SET-UP PHOTOGRAPHS




160785_22: Test setup - Radiated emission anechoic chamber

ANNEX A: TEST SET-UP PHOTOGRAPHS



160785_23: Test setup - Radiated emission anechoic chamber

ANNEX A: TEST SET-UP PHOTOGRAPHS



160785_24: Test setup - Radiated emission anechoic chamber

ANNEX A: TEST SET-UP PHOTOGRAPHS



160307_25: Test setup – conducted emissions on power supply lines