

Antenna Description

Factory Internal Model	V1350-053-A-1	
Category	WIFI	
Frequency Band	2400-2500	MHz
Form	Steel insert antenna	
Gain	≥ 2.0 & ≤ 2.84	DBi
Antenna Efficiency	≥ 52.72 & ≤ 58.58	%
VSWR	<2	
Polarization	Linear polarization	
Radiation Pattern	Omnidirectional	
Impedance	50	ohm
Power Handling	33	dBm
Interface	/	
Connector Properties	None	
Overall Dimensions	See the picture section	
Feeder Type And Size	/	mm
Feeder Loss	/	
Operating Temperature	-30 ----- 70	°C
High and Low Temperature	See the test report section	
Remarks	/	

0337 (A12 Project) WIFI Antenna Specification

1、 Indication

The report mainly provides the test status of various electrical performance parameters of the 0337 (A12 Project) WIFI Antenna. (As shown in Figure 1 below)



Figure 1 0337 (A12 Project) WIFI Antenna

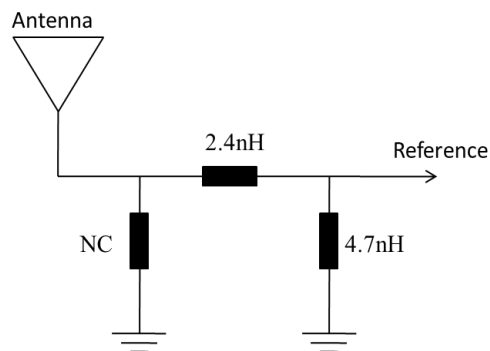
2、 Electrical Performance

2.1 Specification standard

0337 (A12 Project) WIFI Antenna working band is at 2400-2500Mhz.

2.2 Antenna matching circuit

0337 (A12 Project) WIFI Antenna matching for the motherboard is a series 2.4nH inductor, parallel 4.7nH inductor.



2.4nH: Laminated common inductor 0402- ± 0.3 nH-400mA-85°C-0.15R, manufacturer: CHILISIN

4.7nH: Laminated common inductor 0402- ± 0.3 nH-300mA-125°C-0.2R, manufacturer: Shenzhen Sunlord Electronics Co., Ltd.

2.3 VSWR Test

A. Test setup

VSWR measurements (S11) were performed using Agilent E5071B Network Analyzer and the previously described test fixture. A ferrite-loaded coaxial cable was used to mitigate surface currents on the outside of the cabling. The testing was performed in free space ETS AMP8500S chamber..



B. VSWR

The table below shows the standing wave ratio value of the edge frequency of the working band of 0337 (A12 Project) WIFI Antenna.

frequency	frequency (MHz)	Log
	2400	-20.03
	2500	-18.34

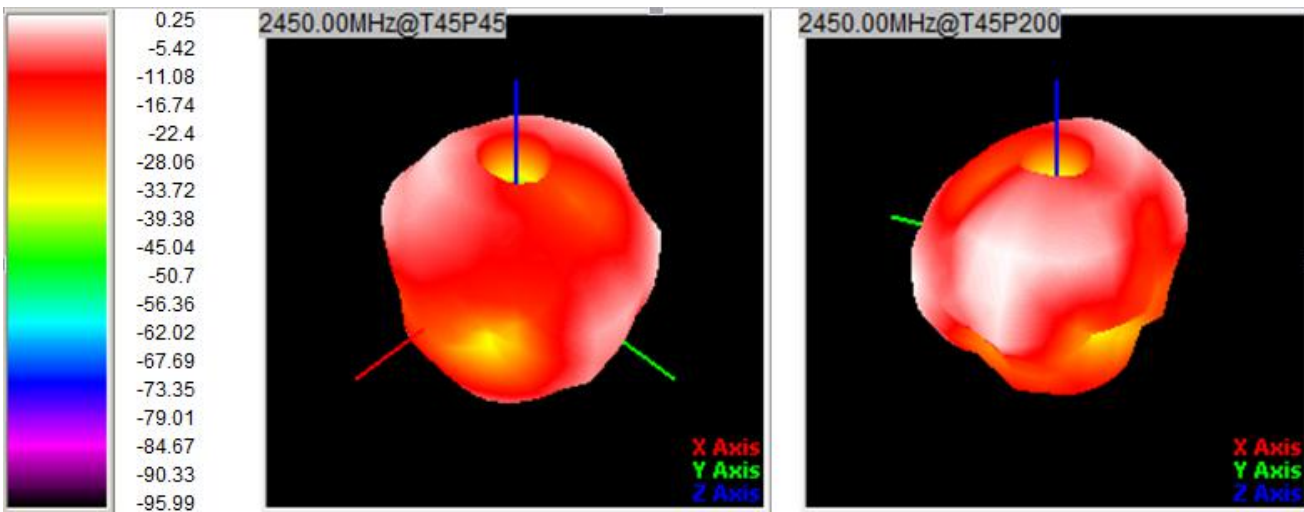

2.3.1 SWR parameter



2.3.2 antenna passive efficiency

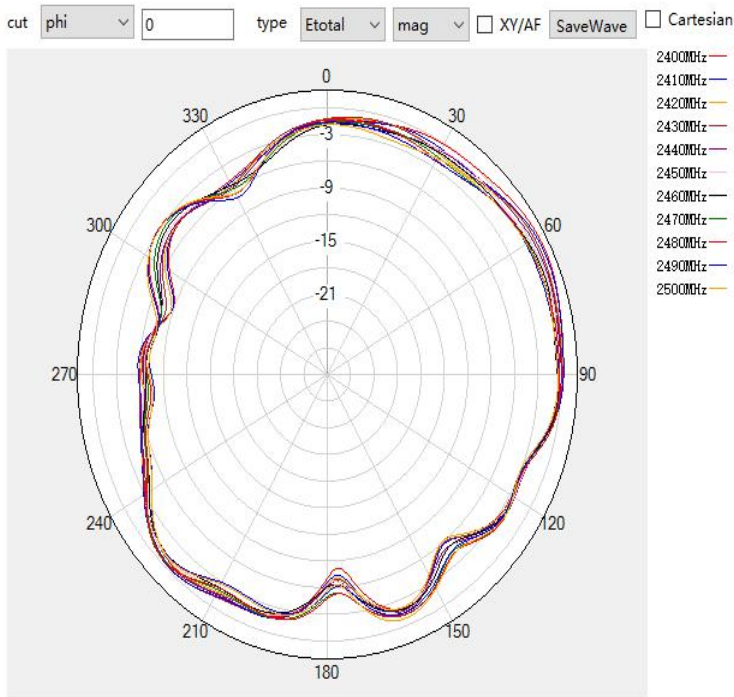
Gain&Efficiency			
frequency (MHz)	gain (dB)	efficiency (dB)	efficiency (%)
2400	2.41	-2.32	58.58%
2410	2.59	-2.33	58.54%
2420	2.25	-2.55	55.64%
2430	2.57	-2.51	56.15%
2440	2.84	-2.47	56.65%
2450	2.46	-2.55	55.59%
2460	2.35	-2.66	54.15%
2470	2.72	-2.51	56.07%
2480	2.55	-2.48	56.49%
2490	2	-2.78	52.72%
2500	2.19	-2.67	54.04%
Average	2.45	-2.53	55.87%

2.3.3 3D pattern

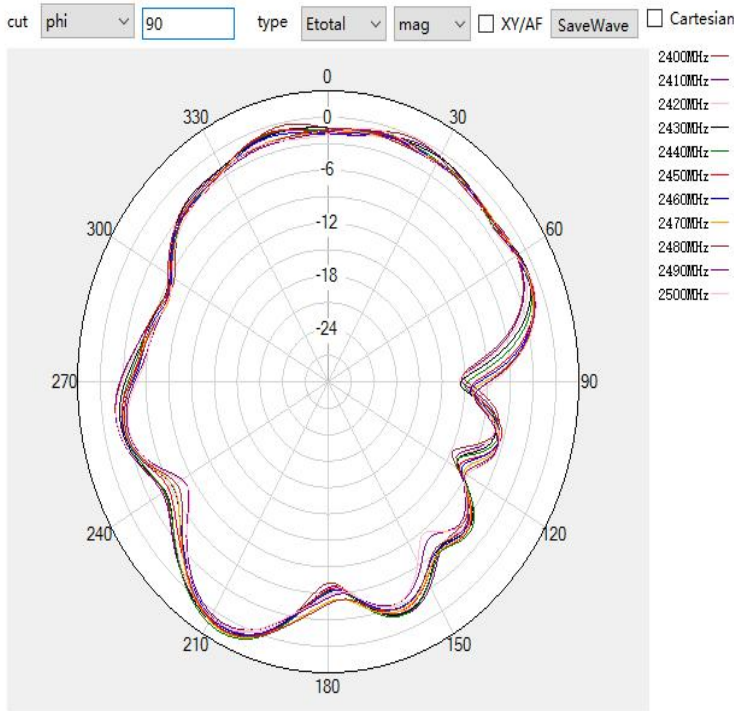


2.3.4 2D pattern

E1-Plane (Phi=0°)

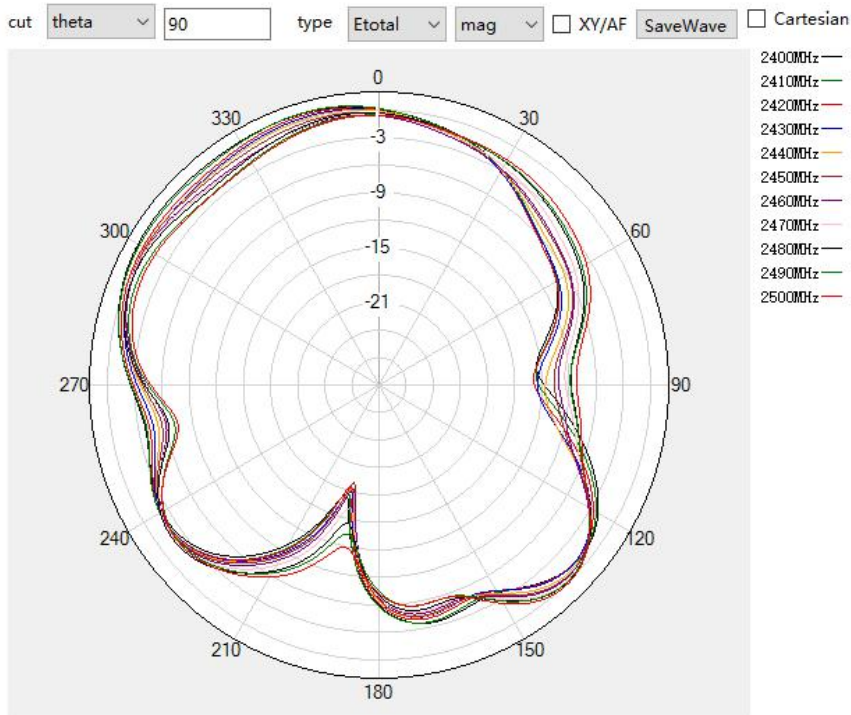


E2-Plane (Phi=90°)



Antenna Specifications

H-Plane (Theta=90°)



3、 suggestion and solution

This report is according to the customer provide 0337 (A12 Project) WIFI Antenna the final version of the electrical performance of antenna.

As can be seen from the above test data, this antenna provides better electrical performance.

We are looking forward to your confirmation. Thank you for your cooperation!

4、 Appearance drawin

