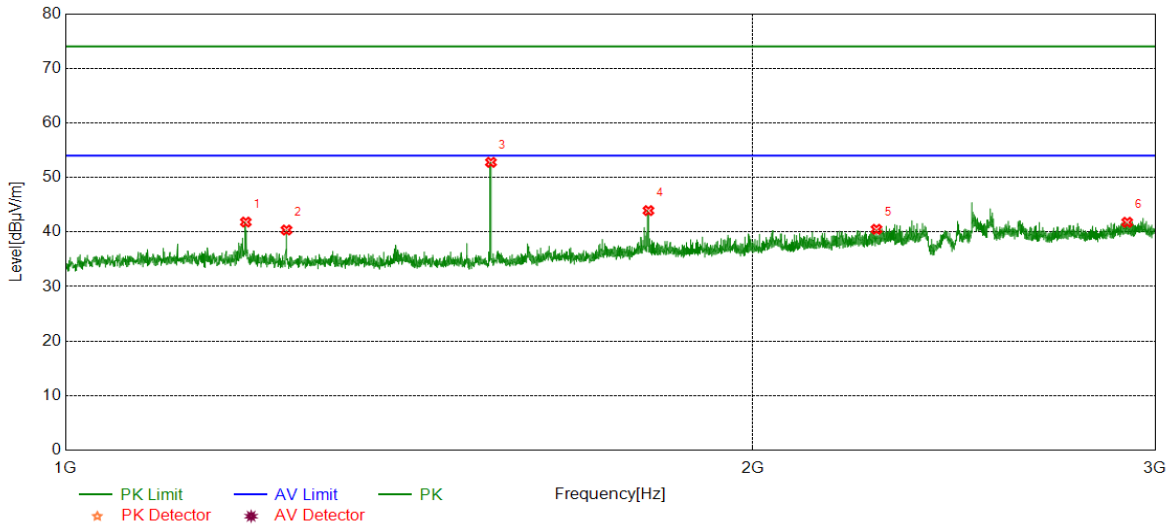




| Test Mode | Channel | Polarization | Verdict |
|-----------|---------|--------------|---------|
| 11G       | MCH     | Vertical     | PASS    |

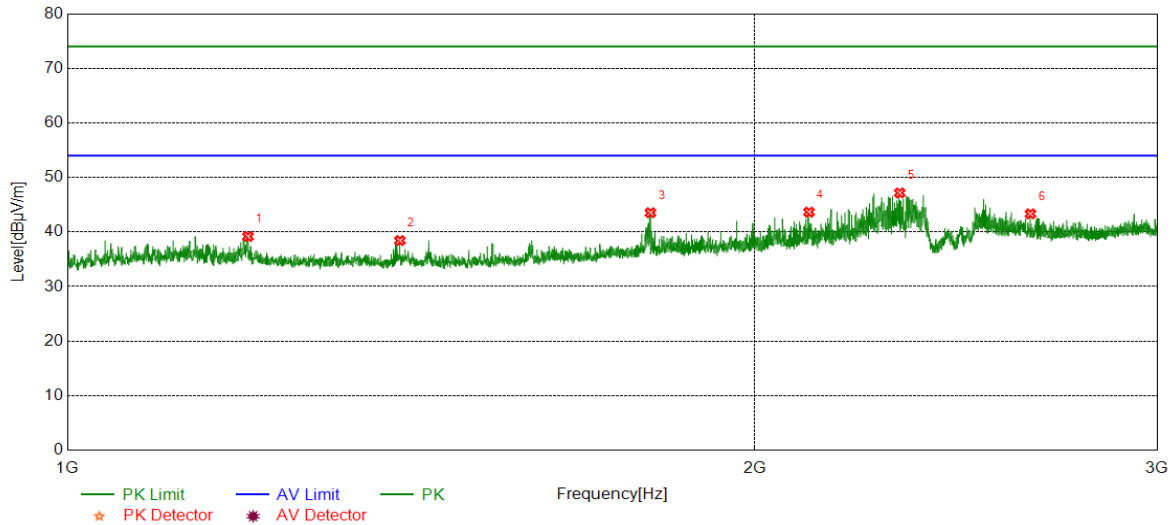


| No. | Frequency | Reading Level | Correct Factor | Result   | Limit    | Margin | Remark     |
|-----|-----------|---------------|----------------|----------|----------|--------|------------|
|     | [MHz]     | [dBuV/m]      | [dB]           | [dBuV/m] | [dBuV/m] | [dB]   |            |
| 1   | 1199.5249 | 47.38         | -5.56          | 41.82    | 74.00    | -32.18 | Horizontal |
| 2   | 1249.7812 | 46.02         | -5.66          | 40.36    | 74.00    | -33.64 | Horizontal |
| 3   | 1535.8170 | 58.52         | -5.75          | 52.77    | 74.00    | -21.23 | Horizontal |
| 4   | 1800.1000 | 47.77         | -3.85          | 43.92    | 74.00    | -30.08 | Horizontal |
| 5   | 2265.4082 | 42.61         | -2.11          | 40.50    | 74.00    | -33.50 | Horizontal |
| 6   | 2916.7396 | 41.21         | 0.57           | 41.78    | 74.00    | -32.22 | Horizontal |

- Note: 1. Measurement = Reading Level + Correct Factor.  
 2. If Peak Result complies with AV limit, AV Result is deemed to comply with AV limit.  
 3. Test setup: RBW: 1 MHz, VBW: 3 MHz, Sweep time: auto.  
 4. Peak: Peak detector.  
 5. For below 3GHz part, filter losses were only considered in the spurious frequency bands and the authorized band was not corrected for Band Reject Filter losses.  
 6. Only the worst case emission was recorded, if it complies with the limit, the other emissions deemed to comply with the limit.



| Test Mode | Channel | Polarization | Verdict |
|-----------|---------|--------------|---------|
| 11G       | HCH     | Vertical     | PASS    |

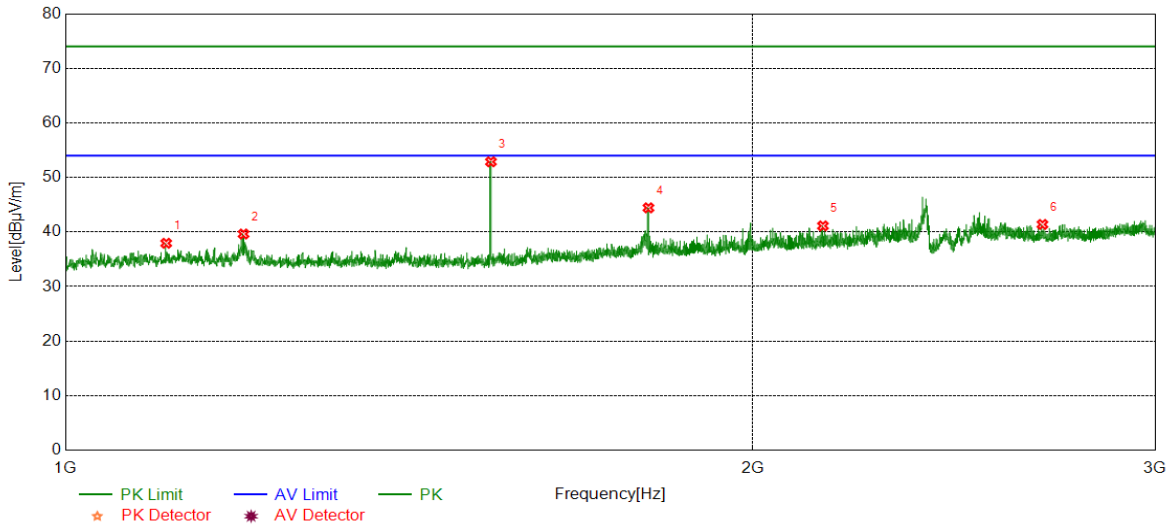


| No. | Frequency | Reading Level | Correct Factor | Result   | Limit    | Margin | Remark   |
|-----|-----------|---------------|----------------|----------|----------|--------|----------|
|     | [MHz]     | [dBuV/m]      | [dB]           | [dBuV/m] | [dBuV/m] | [dB]   |          |
| 1   | 1199.7750 | 44.74         | -5.56          | 39.18    | 74.00    | -34.82 | Vertical |
| 2   | 1398.2998 | 44.11         | -5.68          | 38.43    | 74.00    | -35.57 | Vertical |
| 3   | 1800.1000 | 47.38         | -3.85          | 43.53    | 74.00    | -30.47 | Vertical |
| 4   | 2112.1390 | 46.16         | -2.52          | 43.64    | 74.00    | -30.36 | Vertical |
| 5   | 2314.4143 | 48.80         | -1.65          | 47.15    | 74.00    | -26.85 | Vertical |
| 6   | 2640.4551 | 44.16         | -0.83          | 43.33    | 74.00    | -30.67 | Vertical |

- Note: 1. Measurement = Reading Level + Correct Factor.  
 2. If Peak Result complies with AV limit, AV Result is deemed to comply with AV limit.  
 3. Test setup: RBW: 1 MHz, VBW: 3 MHz, Sweep time: auto.  
 4. Peak: Peak detector.  
 5. For below 3GHz part, filter losses were only considered in the spurious frequency bands and the authorized band was not corrected for Band Reject Filter losses.  
 6. Only the worst case emission was recorded, if it complies with the limit, the other emissions deemed to comply with the limit.



| Test Mode | Channel | Polarization | Verdict |
|-----------|---------|--------------|---------|
| 11N HT20  | LCH     | Horizontal   | PASS    |

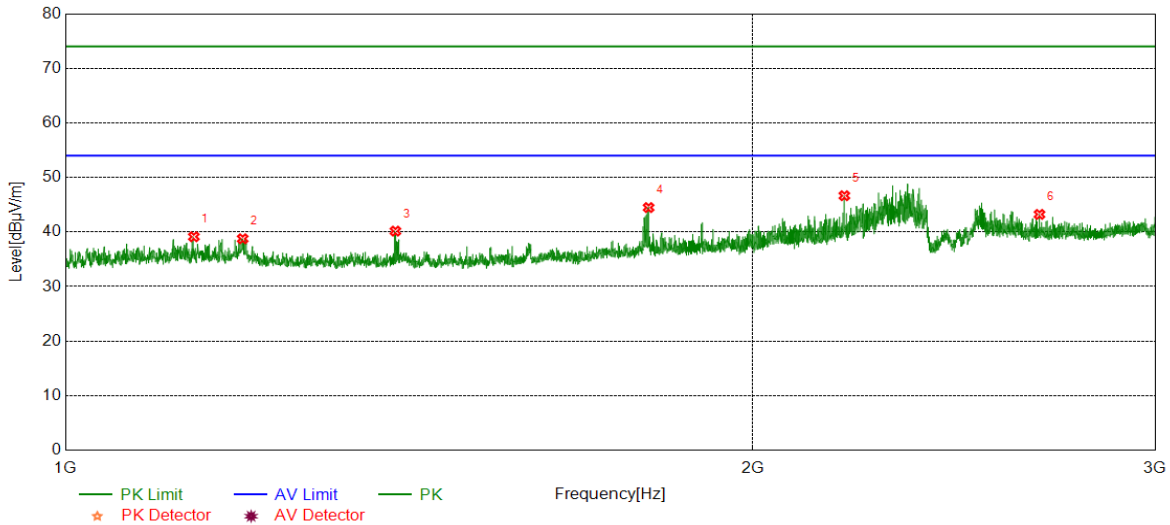


| No. | Frequency | Reading Level | Correct Factor | Result   | Limit    | Margin | Remark     |
|-----|-----------|---------------|----------------|----------|----------|--------|------------|
|     | [MHz]     | [dBuV/m]      | [dB]           | [dBuV/m] | [dBuV/m] | [dB]   |            |
| 1   | 1107.0134 | 43.46         | -5.52          | 37.94    | 74.00    | -36.06 | Horizontal |
| 2   | 1196.7746 | 45.19         | -5.56          | 39.63    | 74.00    | -34.37 | Horizontal |
| 3   | 1535.8170 | 58.62         | -5.75          | 52.87    | 74.00    | -21.13 | Horizontal |
| 4   | 1800.1000 | 48.28         | -3.85          | 44.43    | 74.00    | -29.57 | Horizontal |
| 5   | 2146.3933 | 43.49         | -2.37          | 41.12    | 74.00    | -32.88 | Horizontal |
| 6   | 2677.9597 | 42.07         | -0.68          | 41.39    | 74.00    | -32.61 | Horizontal |

- Note: 1. Measurement = Reading Level + Correct Factor.  
 2. If Peak Result complies with AV limit, AV Result is deemed to comply with AV limit.  
 3. Test setup: RBW: 1 MHz, VBW: 3 MHz, Sweep time: auto.  
 4. Peak: Peak detector.  
 5. For below 3GHz part, filter losses were only considered in the spurious frequency bands and the authorized band was not corrected for Band Reject Filter losses.  
 6. Only the worst case emission was recorded, if it complies with the limit, the other emissions deemed to comply with the limit.



| Test Mode | Channel | Polarization | Verdict |
|-----------|---------|--------------|---------|
| 11N HT20  | LCH     | Vertical     | PASS    |

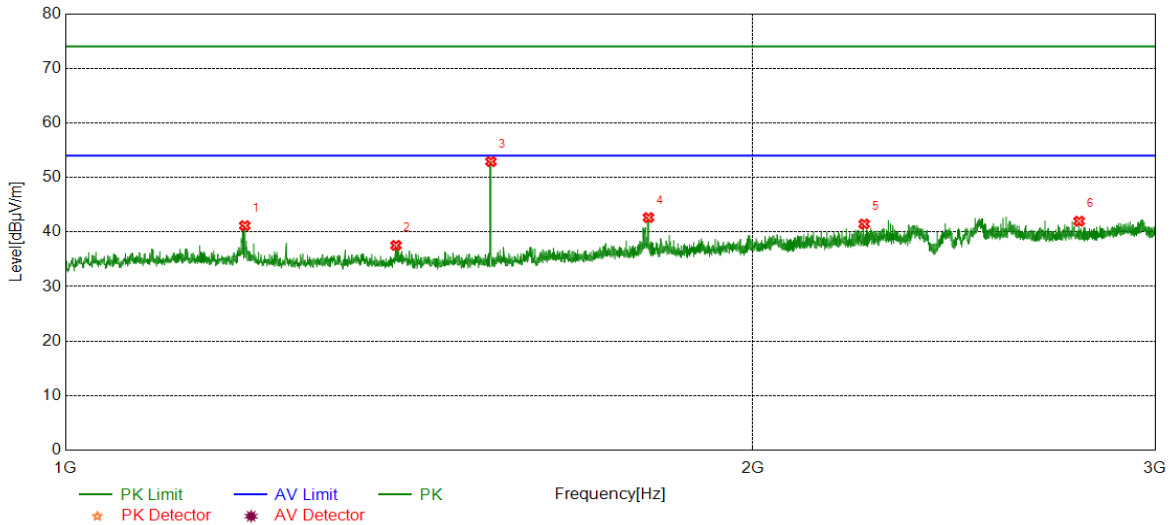


| No. | Frequency | Reading Level | Correct Factor | Result   | Limit    | Margin | Remark   |
|-----|-----------|---------------|----------------|----------|----------|--------|----------|
|     | [MHz]     | [dBuV/m]      | [dB]           | [dBuV/m] | [dBuV/m] | [dB]   |          |
| 1   | 1138.2673 | 44.66         | -5.53          | 39.13    | 74.00    | -34.87 | Vertical |
| 2   | 1195.7745 | 44.32         | -5.56          | 38.76    | 74.00    | -35.24 | Vertical |
| 3   | 1394.7994 | 45.88         | -5.72          | 40.16    | 74.00    | -33.84 | Vertical |
| 4   | 1800.3500 | 48.33         | -3.85          | 44.48    | 74.00    | -29.52 | Vertical |
| 5   | 2193.1491 | 48.98         | -2.33          | 46.65    | 74.00    | -27.35 | Vertical |
| 6   | 2669.9587 | 43.97         | -0.74          | 43.23    | 74.00    | -30.77 | Vertical |

- Note: 1. Measurement = Reading Level + Correct Factor.  
 2. If Peak Result complies with AV limit, AV Result is deemed to comply with AV limit.  
 3. Test setup: RBW: 1 MHz, VBW: 3 MHz, Sweep time: auto.  
 4. Peak: Peak detector.  
 5. For below 3GHz part, filter losses were only considered in the spurious frequency bands and the authorized band was not corrected for Band Reject Filter losses.  
 6. Only the worst case emission was recorded, if it complies with the limit, the other emissions deemed to comply with the limit.



| Test Mode | Channel | Polarization | Verdict |
|-----------|---------|--------------|---------|
| 11N HT20  | MCH     | Horizontal   | PASS    |

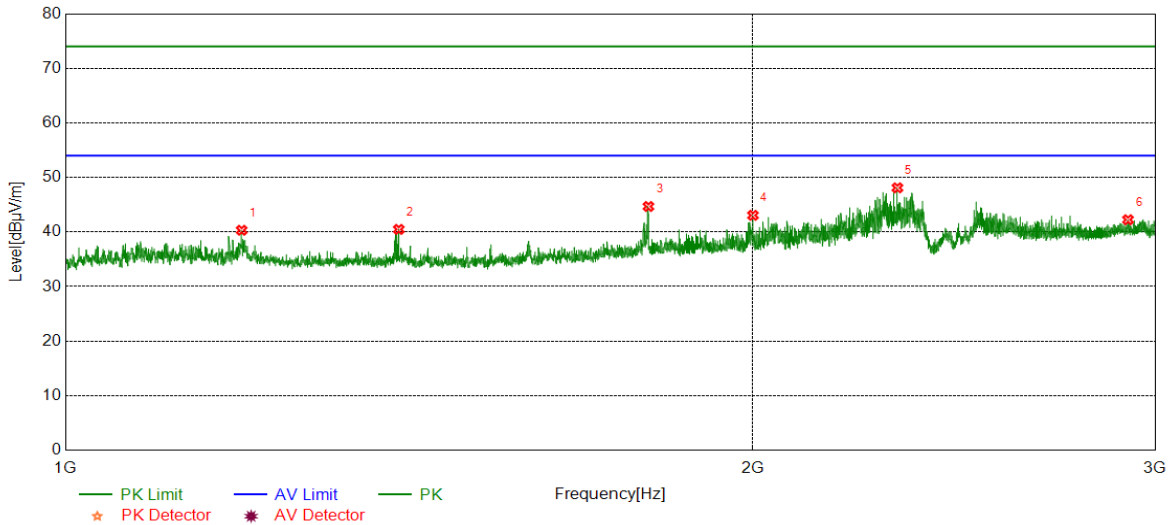


| No. | Frequency | Reading Level | Correct Factor | Result   | Limit    | Margin | Remark     |
|-----|-----------|---------------|----------------|----------|----------|--------|------------|
|     | [MHz]     | [dBuV/m]      | [dB]           | [dBuV/m] | [dBuV/m] | [dB]   |            |
| 1   | 1198.2748 | 46.72         | -5.56          | 41.16    | 74.00    | -32.84 | Horizontal |
| 2   | 1395.5494 | 43.25         | -5.71          | 37.54    | 74.00    | -36.46 | Horizontal |
| 3   | 1535.8170 | 58.66         | -5.75          | 52.91    | 74.00    | -21.09 | Horizontal |
| 4   | 1800.1000 | 46.49         | -3.85          | 42.64    | 74.00    | -31.36 | Horizontal |
| 5   | 2237.4047 | 43.72         | -2.25          | 41.47    | 74.00    | -32.53 | Horizontal |
| 6   | 2778.7223 | 42.25         | -0.27          | 41.98    | 74.00    | -32.02 | Horizontal |

- Note: 1. Measurement = Reading Level + Correct Factor.  
 2. If Peak Result complies with AV limit, AV Result is deemed to comply with AV limit.  
 3. Test setup: RBW: 1 MHz, VBW: 3 MHz, Sweep time: auto.  
 4. Peak: Peak detector.  
 5. For below 3GHz part, filter losses were only considered in the spurious frequency bands and the authorized band was not corrected for Band Reject Filter losses.  
 6. Only the worst case emission was recorded, if it complies with the limit, the other emissions deemed to comply with the limit.



|           |         |              |         |
|-----------|---------|--------------|---------|
| Test Mode | Channel | Polarization | Verdict |
| 11N HT20  | MCH     | Vertical     | PASS    |

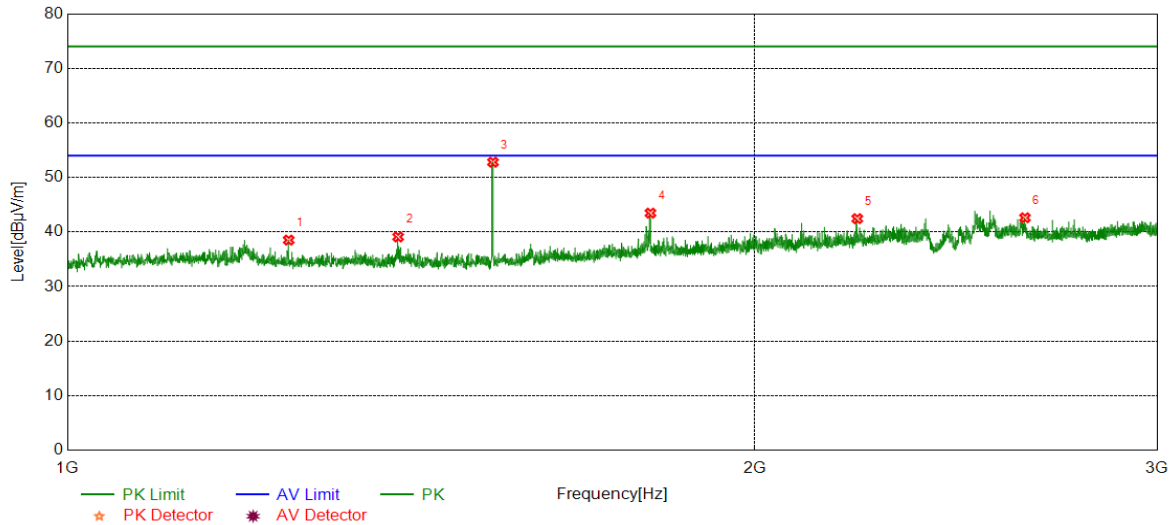


| No. | Frequency | Reading Level | Correct Factor | Result   | Limit    | Margin | Remark   |
|-----|-----------|---------------|----------------|----------|----------|--------|----------|
|     | [MHz]     | [dBuV/m]      | [dB]           | [dBuV/m] | [dBuV/m] | [dB]   |          |
| 1   | 1194.5243 | 45.89         | -5.57          | 40.32    | 74.00    | -33.68 | Vertical |
| 2   | 1399.5499 | 46.14         | -5.66          | 40.48    | 74.00    | -33.52 | Vertical |
| 3   | 1800.1000 | 48.53         | -3.85          | 44.68    | 74.00    | -29.32 | Vertical |
| 4   | 2000.1250 | 46.05         | -2.99          | 43.06    | 74.00    | -30.94 | Vertical |
| 5   | 2313.6642 | 49.75         | -1.65          | 48.10    | 74.00    | -25.90 | Vertical |
| 6   | 2919.2399 | 41.63         | 0.62           | 42.25    | 74.00    | -31.75 | Vertical |

- Note: 1. Measurement = Reading Level + Correct Factor.  
 2. If Peak Result complies with AV limit, AV Result is deemed to comply with AV limit.  
 3. Test setup: RBW: 1 MHz, VBW: 3 MHz, Sweep time: auto.  
 4. Peak: Peak detector.  
 5. For below 3GHz part, filter losses were only considered in the spurious frequency bands and the authorized band was not corrected for Band Reject Filter losses.  
 6. Only the worst case emission was recorded, if it complies with the limit, the other emissions deemed to comply with the limit.



| Test Mode | Channel | Polarization | Verdict |
|-----------|---------|--------------|---------|
| 11N HT20  | HCH     | Horizontal   | PASS    |

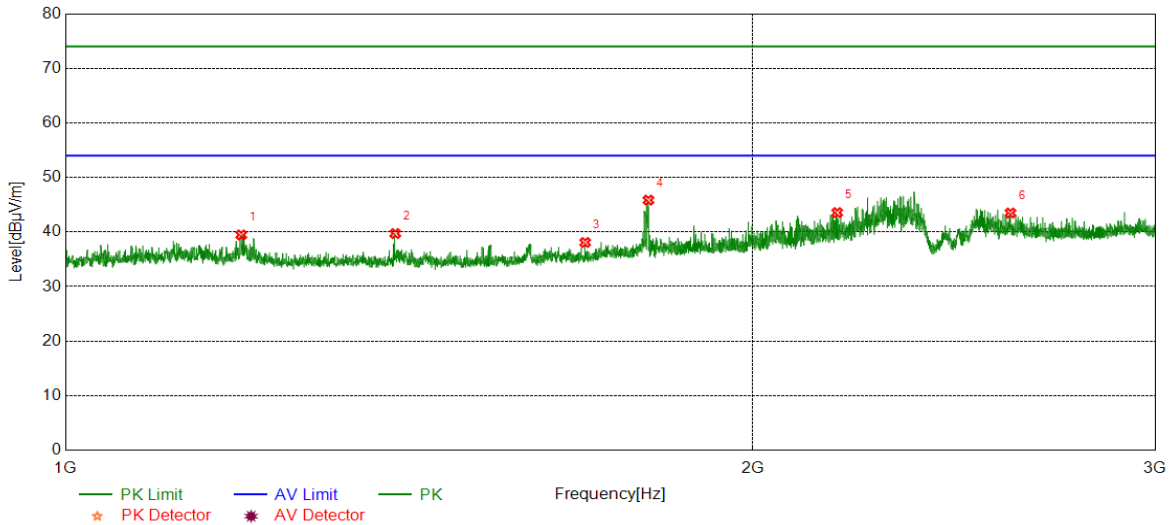


| No. | Frequency | Reading Level | Correct Factor | Result   | Limit    | Margin | Remark     |
|-----|-----------|---------------|----------------|----------|----------|--------|------------|
|     | [MHz]     | [dBuV/m]      | [dB]           | [dBuV/m] | [dBuV/m] | [dB]   |            |
| 1   | 1250.0313 | 44.18         | -5.66          | 38.52    | 74.00    | -35.48 | Horizontal |
| 2   | 1395.7995 | 44.81         | -5.71          | 39.10    | 74.00    | -34.90 | Horizontal |
| 3   | 1535.8170 | 58.55         | -5.75          | 52.80    | 74.00    | -21.20 | Horizontal |
| 4   | 1800.1000 | 47.31         | -3.85          | 43.46    | 74.00    | -30.54 | Horizontal |
| 5   | 2217.4022 | 44.70         | -2.25          | 42.45    | 74.00    | -31.55 | Horizontal |
| 6   | 2625.9532 | 43.13         | -0.52          | 42.61    | 74.00    | -31.39 | Horizontal |

- Note: 1. Measurement = Reading Level + Correct Factor.  
 2. If Peak Result complies with AV limit, AV Result is deemed to comply with AV limit.  
 3. Test setup: RBW: 1 MHz, VBW: 3 MHz, Sweep time: auto.  
 4. Peak: Peak detector.  
 5. For below 3GHz part, filter losses were only considered in the spurious frequency bands and the authorized band was not corrected for Band Reject Filter losses.  
 6. Only the worst case emission was recorded, if it complies with the limit, the other emissions deemed to comply with the limit.



|           |         |              |         |
|-----------|---------|--------------|---------|
| Test Mode | Channel | Polarization | Verdict |
| 11N HT20  | HCH     | Vertical     | PASS    |



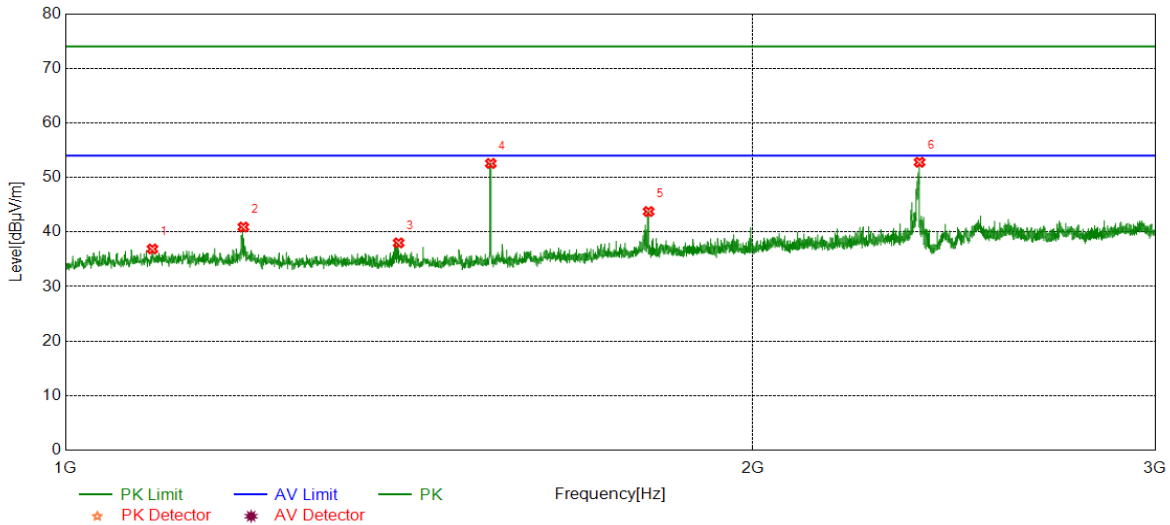
| No. | Frequency | Reading Level | Correct Factor | Result   | Limit    | Margin | Remark   |
|-----|-----------|---------------|----------------|----------|----------|--------|----------|
|     | [MHz]     | [dBuV/m]      | [dB]           | [dBuV/m] | [dBuV/m] | [dB]   |          |
| 1   | 1194.0243 | 45.03         | -5.57          | 39.46    | 74.00    | -34.54 | Vertical |
| 2   | 1394.5493 | 45.44         | -5.72          | 39.72    | 74.00    | -34.28 | Vertical |
| 3   | 1688.8361 | 42.84         | -4.76          | 38.08    | 74.00    | -35.92 | Vertical |
| 4   | 1800.1000 | 49.69         | -3.85          | 45.84    | 74.00    | -28.16 | Vertical |
| 5   | 2177.3972 | 45.88         | -2.33          | 43.55    | 74.00    | -30.45 | Vertical |
| 6   | 2592.9491 | 44.24         | -0.75          | 43.49    | 74.00    | -30.51 | Vertical |

- Note: 1. Measurement = Reading Level + Correct Factor.  
 2. If Peak Result complies with AV limit, AV Result is deemed to comply with AV limit.  
 3. Test setup: RBW: 1 MHz, VBW: 3 MHz, Sweep time: auto.  
 4. Peak: Peak detector.  
 5. For below 3GHz part, filter losses were only considered in the spurious frequency bands and the authorized band was not corrected for Band Reject Filter losses.  
 6. Only the worst case emission was recorded, if it complies with the limit, the other emissions deemed to comply with the limit.





| Test Mode | Channel | Polarization | Verdict |
|-----------|---------|--------------|---------|
| 11N HT40  | LCH     | Horizontal   | PASS    |

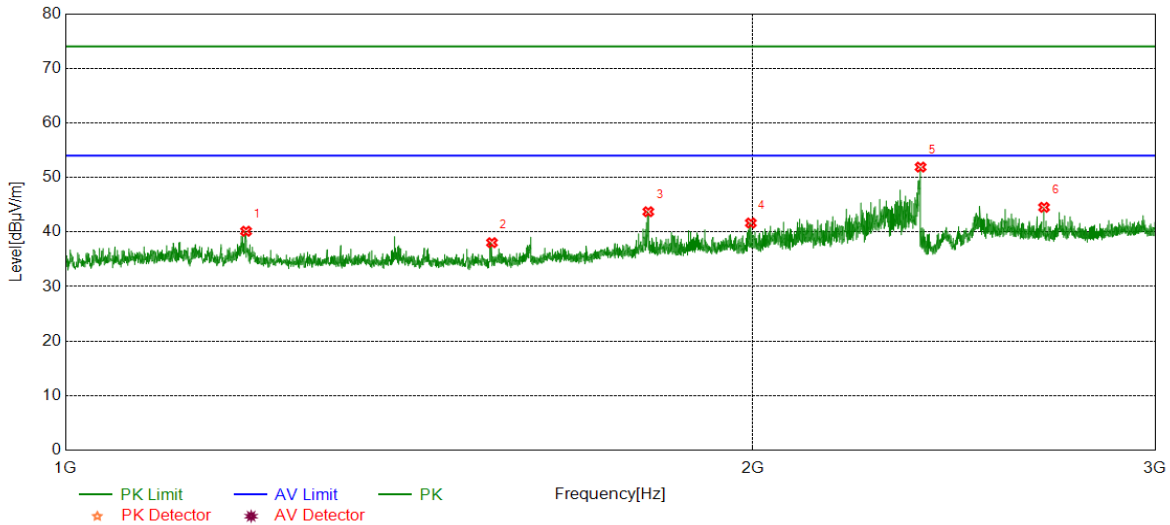


| No. | Frequency | Reading Level | Correct Factor | Result   | Limit    | Margin | Remark     |
|-----|-----------|---------------|----------------|----------|----------|--------|------------|
|     | [MHz]     | [dBuV/m]      | [dB]           | [dBuV/m] | [dBuV/m] | [dB]   |            |
| 1   | 1091.7615 | 42.49         | -5.60          | 36.89    | 74.00    | -37.11 | Horizontal |
| 2   | 1196.5246 | 46.47         | -5.56          | 40.91    | 74.00    | -33.09 | Horizontal |
| 3   | 1399.2999 | 43.66         | -5.66          | 38.00    | 74.00    | -36.00 | Horizontal |
| 4   | 1535.5669 | 58.32         | -5.75          | 52.57    | 74.00    | -21.43 | Horizontal |
| 5   | 1800.3500 | 47.60         | -3.85          | 43.75    | 74.00    | -30.25 | Horizontal |
| 6   | 2365.9207 | 53.93         | -1.15          | 52.78    | 74.00    | -21.22 | Horizontal |

- Note: 1. Measurement = Reading Level + Correct Factor.  
 2. If Peak Result complies with AV limit, AV Result is deemed to comply with AV limit.  
 3. Test setup: RBW: 1 MHz, VBW: 3 MHz, Sweep time: auto.  
 4. Peak: Peak detector.  
 5. For below 3GHz part, filter losses were only considered in the spurious frequency bands and the authorized band was not corrected for Band Reject Filter losses.  
 6. Only the worst case emission was recorded, if it complies with the limit, the other emissions deemed to comply with the limit.



| Test Mode | Channel | Polarization | Verdict |
|-----------|---------|--------------|---------|
| 11N HT40  | LCH     | Vertical     | PASS    |

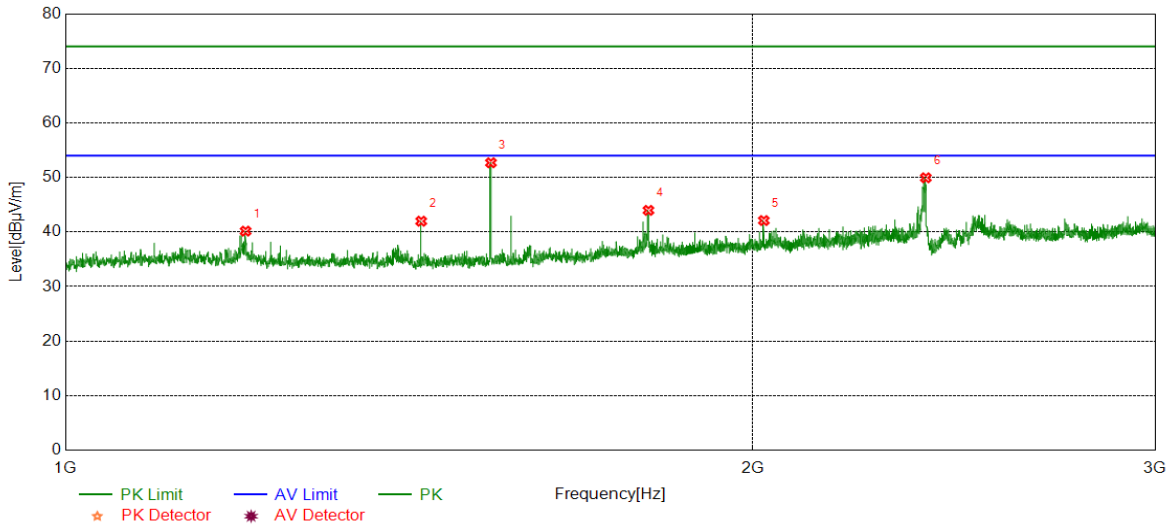


| No. | Frequency | Reading Level | Correct Factor | Result   | Limit    | Margin | Remark   |
|-----|-----------|---------------|----------------|----------|----------|--------|----------|
|     | [MHz]     | [dBuV/m]      | [dB]           | [dBuV/m] | [dBuV/m] | [dB]   |          |
| 1   | 1199.7750 | 45.70         | -5.56          | 40.14    | 74.00    | -33.86 | Vertical |
| 2   | 1537.3172 | 43.78         | -5.74          | 38.04    | 74.00    | -35.96 | Vertical |
| 3   | 1799.8500 | 47.56         | -3.84          | 43.72    | 74.00    | -30.28 | Vertical |
| 4   | 1995.8745 | 44.68         | -3.03          | 41.65    | 74.00    | -32.35 | Vertical |
| 5   | 2368.4211 | 53.04         | -1.14          | 51.90    | 74.00    | -22.10 | Vertical |
| 6   | 2682.2103 | 45.16         | -0.64          | 44.52    | 74.00    | -29.48 | Vertical |

- Note: 1. Measurement = Reading Level + Correct Factor.  
 2. If Peak Result complies with AV limit, AV Result is deemed to comply with AV limit.  
 3. Test setup: RBW: 1 MHz, VBW: 3 MHz, Sweep time: auto.  
 4. Peak: Peak detector.  
 5. For below 3GHz part, filter losses were only considered in the spurious frequency bands and the authorized band was not corrected for Band Reject Filter losses.  
 6. Only the worst case emission was recorded, if it complies with the limit, the other emissions deemed to comply with the limit.



| Test Mode | Channel | Polarization | Verdict |
|-----------|---------|--------------|---------|
| 11N HT40  | MCH     | Horizontal   | PASS    |

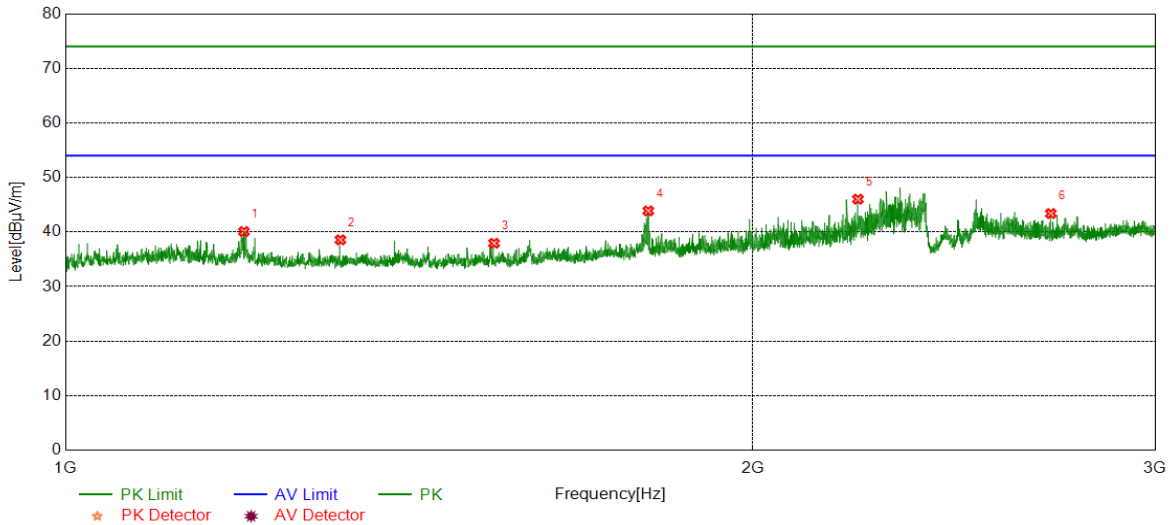


| No. | Frequency | Reading Level | Correct Factor | Result   | Limit    | Margin | Remark     |
|-----|-----------|---------------|----------------|----------|----------|--------|------------|
|     | [MHz]     | [dBuV/m]      | [dB]           | [dBuV/m] | [dBuV/m] | [dB]   |            |
| 1   | 1199.2749 | 45.72         | -5.56          | 40.16    | 74.00    | -33.84 | Horizontal |
| 2   | 1431.5539 | 47.76         | -5.78          | 41.98    | 74.00    | -32.02 | Horizontal |
| 3   | 1535.8170 | 58.44         | -5.75          | 52.69    | 74.00    | -21.31 | Horizontal |
| 4   | 1800.1000 | 47.82         | -3.85          | 43.97    | 74.00    | -30.03 | Horizontal |
| 5   | 2022.1278 | 44.91         | -2.81          | 42.10    | 74.00    | -31.90 | Horizontal |
| 6   | 2380.9226 | 51.01         | -1.07          | 49.94    | 74.00    | -24.06 | Horizontal |

- Note: 1. Measurement = Reading Level + Correct Factor.  
 2. If Peak Result complies with AV limit, AV Result is deemed to comply with AV limit.  
 3. Test setup: RBW: 1 MHz, VBW: 3 MHz, Sweep time: auto.  
 4. Peak: Peak detector.  
 5. For below 3GHz part, filter losses were only considered in the spurious frequency bands and the authorized band was not corrected for Band Reject Filter losses.  
 6. Only the worst case emission was recorded, if it complies with the limit, the other emissions deemed to comply with the limit.



| Test Mode | Channel | Polarization | Verdict |
|-----------|---------|--------------|---------|
| 11N HT40  | MCH     | Vertical     | PASS    |

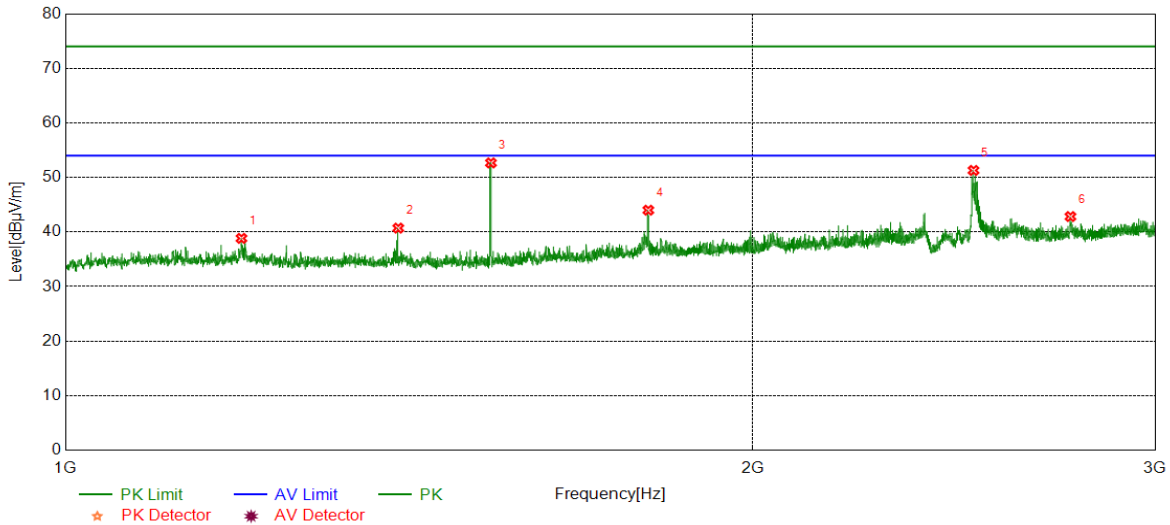


| No. | Frequency | Reading Level | Correct Factor | Result   | Limit    | Margin | Remark   |
|-----|-----------|---------------|----------------|----------|----------|--------|----------|
|     | [MHz]     | [dBuV/m]      | [dB]           | [dBuV/m] | [dBuV/m] | [dB]   |          |
| 1   | 1197.2747 | 45.64         | -5.56          | 40.08    | 74.00    | -33.92 | Vertical |
| 2   | 1319.5399 | 44.15         | -5.59          | 38.56    | 74.00    | -35.44 | Vertical |
| 3   | 1540.5676 | 43.65         | -5.71          | 37.94    | 74.00    | -36.06 | Vertical |
| 4   | 1799.8500 | 47.71         | -3.84          | 43.87    | 74.00    | -30.13 | Vertical |
| 5   | 2223.4029 | 48.22         | -2.20          | 46.02    | 74.00    | -27.98 | Vertical |
| 6   | 2700.7126 | 43.79         | -0.40          | 43.39    | 74.00    | -30.61 | Vertical |

- Note: 1. Measurement = Reading Level + Correct Factor.  
 2. If Peak Result complies with AV limit, AV Result is deemed to comply with AV limit.  
 3. Test setup: RBW: 1 MHz, VBW: 3 MHz, Sweep time: auto.  
 4. Peak: Peak detector.  
 5. For below 3GHz part, filter losses were only considered in the spurious frequency bands and the authorized band was not corrected for Band Reject Filter losses.  
 6. Only the worst case emission was recorded, if it complies with the limit, the other emissions deemed to comply with the limit.



| Test Mode | Channel | Polarization | Verdict |
|-----------|---------|--------------|---------|
| 11N HT40  | HCH     | Horizontal   | PASS    |

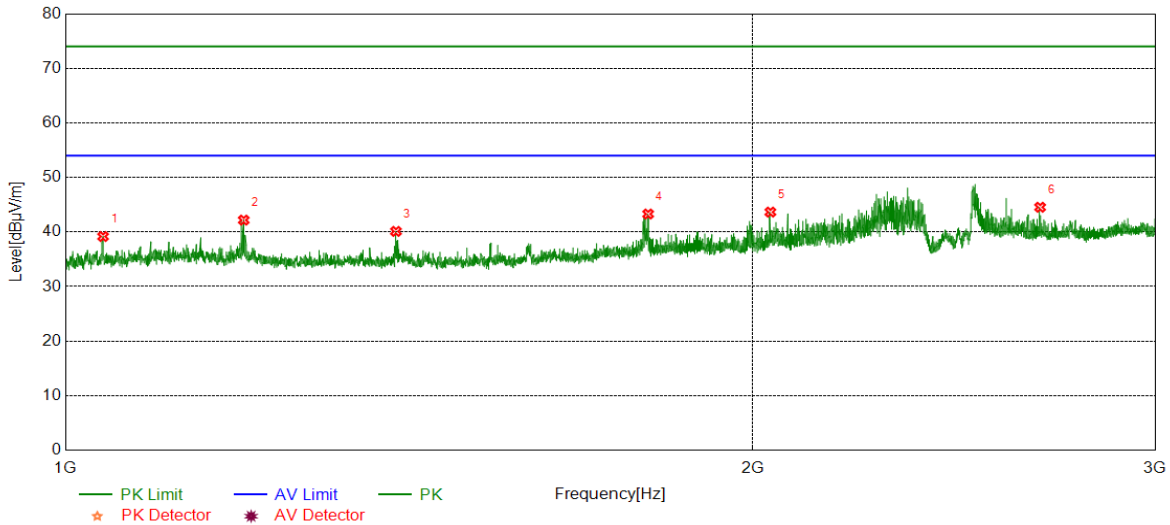


| No. | Frequency | Reading Level | Correct Factor | Result   | Limit    | Margin | Remark     |
|-----|-----------|---------------|----------------|----------|----------|--------|------------|
|     | [MHz]     | [dBuV/m]      | [dB]           | [dBuV/m] | [dBuV/m] | [dB]   |            |
| 1   | 1194.2743 | 44.40         | -5.57          | 38.83    | 74.00    | -35.17 | Horizontal |
| 2   | 1398.7999 | 46.38         | -5.67          | 40.71    | 74.00    | -33.29 | Horizontal |
| 3   | 1535.8170 | 58.41         | -5.75          | 52.66    | 74.00    | -21.34 | Horizontal |
| 4   | 1799.8500 | 47.84         | -3.84          | 44.00    | 74.00    | -30.00 | Horizontal |
| 5   | 2498.1873 | 51.75         | -0.46          | 51.29    | 74.00    | -22.71 | Horizontal |
| 6   | 2754.7193 | 43.19         | -0.36          | 42.83    | 74.00    | -31.17 | Horizontal |

- Note: 1. Measurement = Reading Level + Correct Factor.  
 2. If Peak Result complies with AV limit, AV Result is deemed to comply with AV limit.  
 3. Test setup: RBW: 1 MHz, VBW: 3 MHz, Sweep time: auto.  
 4. Peak: Peak detector.  
 5. For below 3GHz part, filter losses were only considered in the spurious frequency bands and the authorized band was not corrected for Band Reject Filter losses.  
 6. Only the worst case emission was recorded, if it complies with the limit, the other emissions deemed to comply with the limit.



|           |         |              |         |
|-----------|---------|--------------|---------|
| Test Mode | Channel | Polarization | Verdict |
| 11N HT40  | HCH     | Vertical     | PASS    |



| No. | Frequency | Reading Level | Correct Factor | Result   | Limit    | Margin | Remark   |
|-----|-----------|---------------|----------------|----------|----------|--------|----------|
|     | [MHz]     | [dBuV/m]      | [dB]           | [dBuV/m] | [dBuV/m] | [dB]   |          |
| 1   | 1038.7548 | 44.49         | -5.32          | 39.17    | 74.00    | -34.83 | Vertical |
| 2   | 1197.0246 | 47.74         | -5.56          | 42.18    | 74.00    | -31.82 | Vertical |
| 3   | 1395.5494 | 45.82         | -5.71          | 40.11    | 74.00    | -33.89 | Vertical |
| 4   | 1799.6000 | 47.14         | -3.84          | 43.30    | 74.00    | -30.70 | Vertical |
| 5   | 2035.6295 | 46.19         | -2.54          | 43.65    | 74.00    | -30.35 | Vertical |
| 6   | 2671.7090 | 45.26         | -0.72          | 44.54    | 74.00    | -29.46 | Vertical |

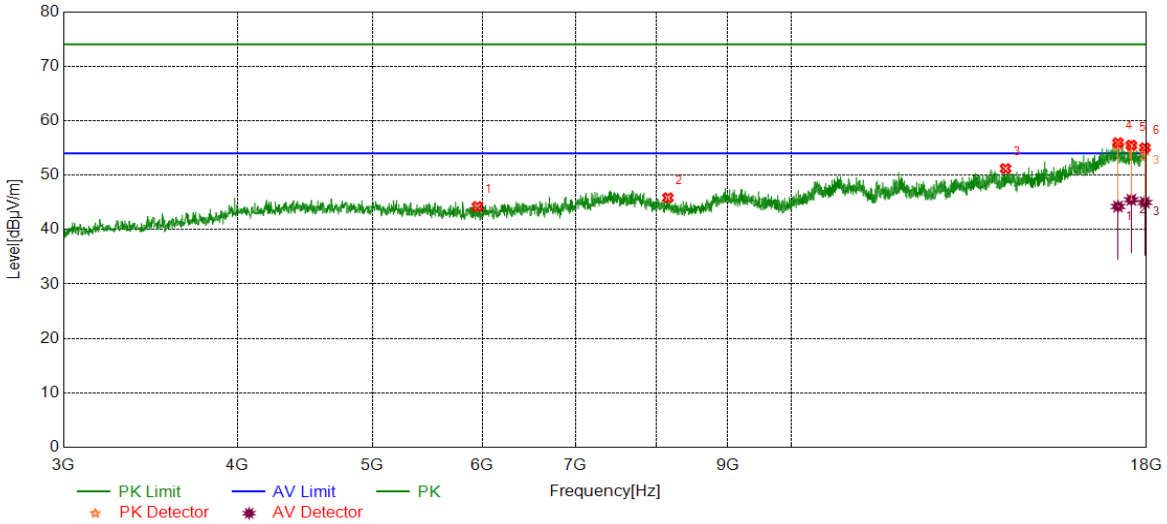
- Note: 1. Measurement = Reading Level + Correct Factor.  
 2. If Peak Result complies with AV limit, AV Result is deemed to comply with AV limit.  
 3. Test setup: RBW: 1 MHz, VBW: 3 MHz, Sweep time: auto.  
 4. Peak: Peak detector.  
 5. For below 3GHz part, filter losses were only considered in the spurious frequency bands and the authorized band was not corrected for Band Reject Filter losses.  
 6. Only the worst case emission was recorded, if it complies with the limit, the other emissions deemed to comply with the limit.



**Part II: 3GHz~18GHz**

**HARMONICS AND SPURIOUS EMISSIONS**

| Test Mode | Channel | Polarization | Verdict |
|-----------|---------|--------------|---------|
| 11B       | LCH     | Horizontal   | PASS    |



**PK Result:**

| No. | Frequency  | Reading Level | Correct Factor | Result   | Limit    | Margin | Remark     |
|-----|------------|---------------|----------------|----------|----------|--------|------------|
|     | [MHz]      | [dBuV/m]      | [dB]           | [dBuV/m] | [dBuV/m] | [dB]   |            |
| 1   | 5949.7437  | 38.97         | 5.26           | 44.23    | 74.00    | -29.77 | Horizontal |
| 2   | 8155.0194  | 38.62         | 7.22           | 45.84    | 74.00    | -28.16 | Horizontal |
| 3   | 14257.0321 | 37.27         | 13.93          | 51.20    | 74.00    | -22.80 | Horizontal |
| 4   | 17171.1464 | 37.62         | 18.33          | 55.95    | 74.00    | -18.05 | Horizontal |
| 5   | 17553.6942 | 37.49         | 18.01          | 55.50    | 74.00    | -18.50 | Horizontal |
| 6   | 17951.2439 | 36.45         | 18.56          | 55.01    | 74.00    | -18.99 | Horizontal |

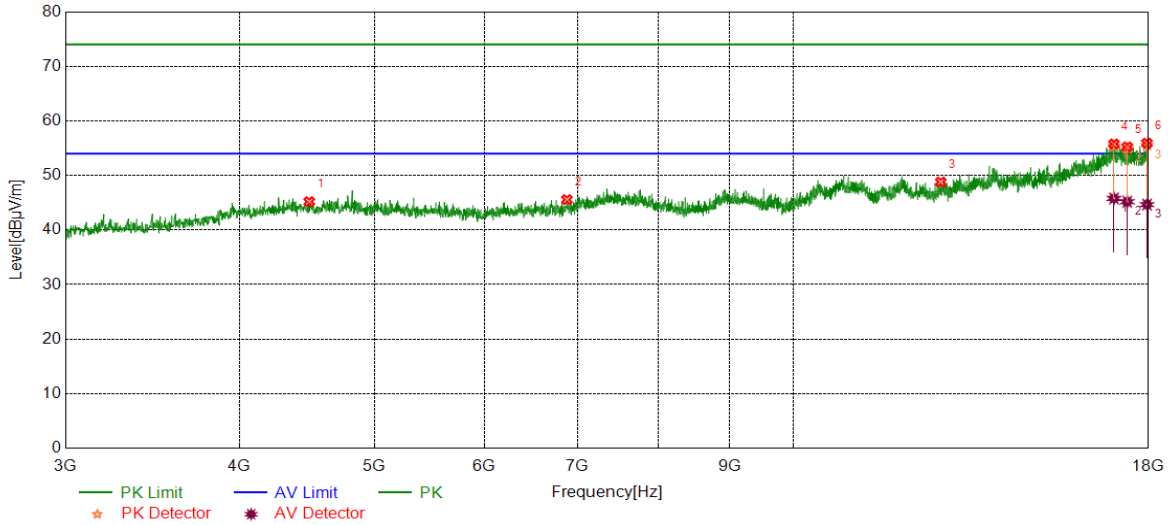
**AV Result:**

| No. | Frequency  | Reading Level | Correct Factor | Result   | Limit    | Margin | Remark     |
|-----|------------|---------------|----------------|----------|----------|--------|------------|
|     | [MHz]      | [dBuV/m]      | [dB]           | [dBuV/m] | [dBuV/m] | [dB]   |            |
| 1   | 17171.1464 | 25.91         | 18.33          | 44.24    | 54.00    | -9.76  | Horizontal |
| 2   | 17553.6942 | 27.46         | 18.01          | 45.47    | 54.00    | -8.53  | Horizontal |
| 3   | 17951.2439 | 26.43         | 18.56          | 44.99    | 54.00    | -9.01  | Horizontal |

- Note: 1. Measurement = Reading Level + Correct Factor;  
 2. If Peak Result complies with AV limit, AV Result is deemed to comply with AV limit.  
 3. Peak detector: RBW: 1 MHz, VBW: 3 MHz;  
 4. Average detector: RBW: 1 MHz, VBW: 1/T MHz(refer to clause 7.1.);  
 5. For above 3GHz part, filter losses were only considered in the spurious frequency bands and the authorized band was not corrected for HPF losses;  
 6. Only the worst case emission was recorded, if it complies with the limit, the other emissions deemed to comply with the limit.



| Test Mode | Channel | Polarization | Verdict |
|-----------|---------|--------------|---------|
| 11B       | LCH     | Vertical     | PASS    |



PK Result:

| No. | Frequency  | Reading Level | Correct Factor | Result   | Limit    | Margin | Remark   |
|-----|------------|---------------|----------------|----------|----------|--------|----------|
|     | [MHz]      | [dBuV/m]      | [dB]           | [dBuV/m] | [dBuV/m] | [dB]   |          |
| 1   | 4490.8114  | 39.97         | 5.22           | 45.19    | 74.00    | -28.81 | Vertical |
| 2   | 6877.9847  | 37.37         | 8.20           | 45.57    | 74.00    | -28.43 | Vertical |
| 3   | 12764.3455 | 37.07         | 11.72          | 48.79    | 74.00    | -25.21 | Vertical |
| 4   | 17000.5001 | 37.19         | 18.58          | 55.77    | 74.00    | -18.23 | Vertical |
| 5   | 17377.4222 | 36.65         | 18.58          | 55.23    | 74.00    | -18.77 | Vertical |
| 6   | 17954.9944 | 37.39         | 18.52          | 55.91    | 74.00    | -18.09 | Vertical |

AV Result:

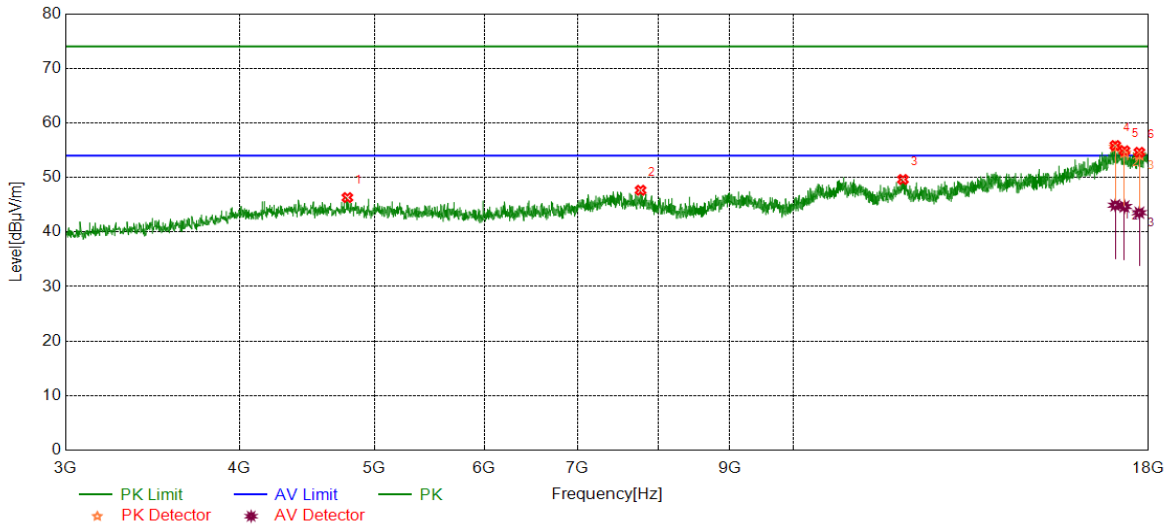
| No. | Frequency  | Reading Level | Correct Factor | Result   | Limit    | Margin | Remark   |
|-----|------------|---------------|----------------|----------|----------|--------|----------|
|     | [MHz]      | [dBuV/m]      | [dB]           | [dBuV/m] | [dBuV/m] | [dB]   |          |
| 1   | 17000.5001 | 27.21         | 18.58          | 45.79    | 54.00    | -8.21  | Vertical |
| 2   | 17377.4222 | 26.60         | 18.58          | 45.18    | 54.00    | -8.82  | Vertical |
| 3   | 17954.9944 | 26.14         | 18.52          | 44.66    | 54.00    | -9.34  | Vertical |

- Note: 1. Measurement = Reading Level + Correct Factor;  
 2. If Peak Result complies with AV limit, AV Result is deemed to comply with AV limit.  
 3. Peak detector: RBW: 1 MHz, VBW: 3 MHz;  
 4. Average detector: RBW: 1 MHz, VBW: 1/T MHz(refer to clause 7.1.);  
 5. For above 3GHz part, filter losses were only considered in the spurious frequency bands and the authorized band was not corrected for HPF losses;  
 6. Only the worst case emission was recorded, if it complies with the limit, the other emissions deemed to comply with the limit.





| Test Mode | Channel | Polarization | Verdict |
|-----------|---------|--------------|---------|
| 11B       | MCH     | Horizontal   | PASS    |



PK Result:

| No. | Frequency  | Reading Level | Correct Factor | Result   | Limit    | Margin | Remark     |
|-----|------------|---------------|----------------|----------|----------|--------|------------|
|     | [MHz]      | [dBuV/m]      | [dB]           | [dBuV/m] | [dBuV/m] | [dB]   |            |
| 1   | 4783.3479  | 40.47         | 5.84           | 46.31    | 74.00    | -27.69 | Horizontal |
| 2   | 7768.7211  | 39.49         | 8.16           | 47.65    | 74.00    | -26.35 | Horizontal |
| 3   | 11991.7490 | 36.73         | 12.90          | 49.63    | 74.00    | -24.37 | Horizontal |
| 4   | 17038.0048 | 36.93         | 18.92          | 55.85    | 74.00    | -18.15 | Horizontal |
| 5   | 17298.6623 | 37.13         | 17.76          | 54.89    | 74.00    | -19.11 | Horizontal |
| 6   | 17729.9662 | 36.94         | 17.67          | 54.61    | 74.00    | -19.39 | Horizontal |

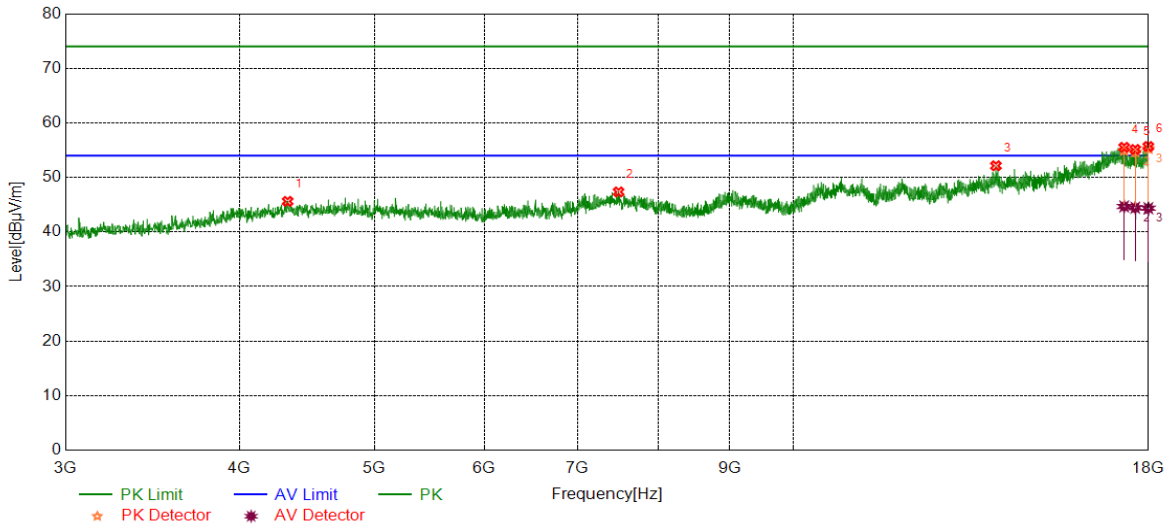
AV Result:

| No. | Frequency  | Reading Level | Correct Factor | Result   | Limit    | Margin | Remark     |
|-----|------------|---------------|----------------|----------|----------|--------|------------|
|     | [MHz]      | [dBuV/m]      | [dB]           | [dBuV/m] | [dBuV/m] | [dB]   |            |
| 1   | 17038.0048 | 25.99         | 18.92          | 44.91    | 54.00    | -9.09  | Horizontal |
| 2   | 17298.6623 | 26.91         | 17.76          | 44.67    | 54.00    | -9.33  | Horizontal |
| 3   | 17729.9662 | 25.87         | 17.67          | 43.54    | 54.00    | -10.46 | Horizontal |

- Note: 1. Measurement = Reading Level + Correct Factor;  
 2. If Peak Result complies with AV limit, AV Result is deemed to comply with AV limit.  
 3. Peak detector: RBW: 1 MHz, VBW: 3 MHz;  
 4. Average detector: RBW: 1 MHz, VBW: 1/T MHz(refer to clause 7.1.);  
 5. For above 3GHz part, filter losses were only considered in the spurious frequency bands and the authorized band was not corrected for HPF losses;  
 6. Only the worst case emission was recorded, if it complies with the limit, the other emissions deemed to comply with the limit.



|           |         |              |         |
|-----------|---------|--------------|---------|
| Test Mode | Channel | Polarization | Verdict |
| 11B       | MCH     | Vertical     | PASS    |



PK Result:

| No. | Frequency  | Reading Level | Correct Factor | Result   | Limit    | Margin | Remark   |
|-----|------------|---------------|----------------|----------|----------|--------|----------|
|     | [MHz]      | [dBuV/m]      | [dB]           | [dBuV/m] | [dBuV/m] | [dB]   |          |
| 1   | 4333.2917  | 40.46         | 5.16           | 45.62    | 74.00    | -28.38 | Vertical |
| 2   | 7491.1864  | 38.77         | 8.58           | 47.35    | 74.00    | -26.65 | Vertical |
| 3   | 13985.1231 | 38.16         | 13.98          | 52.14    | 74.00    | -21.86 | Vertical |
| 4   | 17289.2862 | 37.63         | 17.89          | 55.52    | 74.00    | -18.48 | Vertical |
| 5   | 17609.9512 | 37.26         | 17.87          | 55.13    | 74.00    | -18.87 | Vertical |
| 6   | 17994.3743 | 37.91         | 17.77          | 55.68    | 74.00    | -18.32 | Vertical |

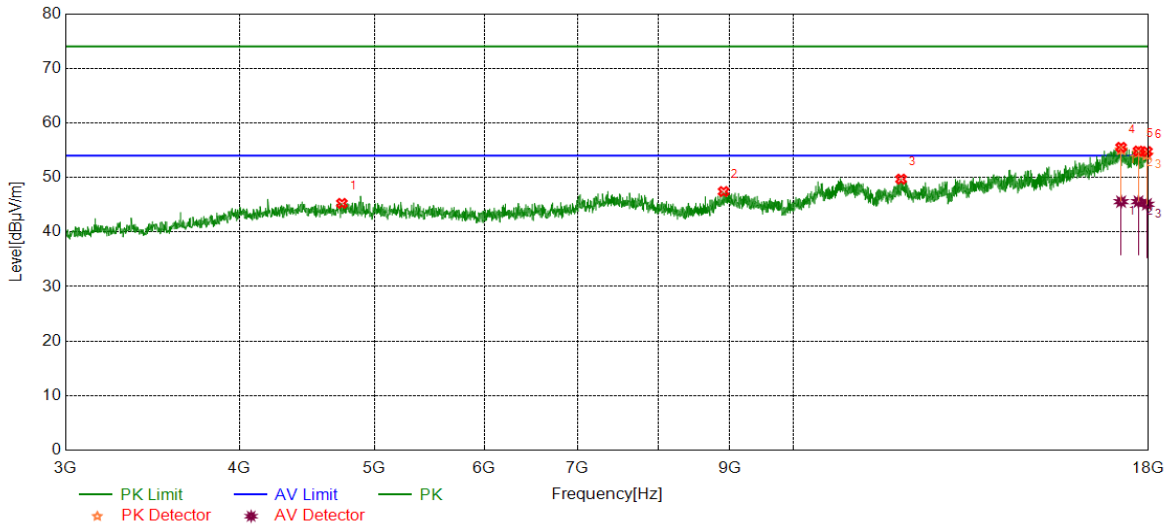
AV Result:

| No. | Frequency  | Reading Level | Correct Factor | Result   | Limit    | Margin | Remark   |
|-----|------------|---------------|----------------|----------|----------|--------|----------|
|     | [MHz]      | [dBuV/m]      | [dB]           | [dBuV/m] | [dBuV/m] | [dB]   |          |
| 1   | 17289.2862 | 26.79         | 17.89          | 44.68    | 54.00    | -9.32  | Vertical |
| 2   | 17609.9512 | 26.58         | 17.87          | 44.45    | 54.00    | -9.55  | Vertical |
| 3   | 17994.3743 | 26.59         | 17.77          | 44.36    | 54.00    | -9.64  | Vertical |

- Note: 1. Measurement = Reading Level + Correct Factor;  
 2. If Peak Result complies with AV limit, AV Result is deemed to comply with AV limit.  
 3. Peak detector: RBW: 1 MHz, VBW: 3 MHz;  
 4. Average detector: RBW: 1 MHz, VBW: 1/T MHz(refer to clause 7.1.);  
 5. For above 3GHz part, filter losses were only considered in the spurious frequency bands and the authorized band was not corrected for HPF losses;  
 6. Only the worst case emission was recorded, if it complies with the limit, the other emissions deemed to comply with the limit.



|           |         |              |         |
|-----------|---------|--------------|---------|
| Test Mode | Channel | Polarization | Verdict |
| 11B       | HCH     | Horizontal   | PASS    |



PK Result:

| No. | Frequency  | Reading Level | Correct Factor | Result   | Limit    | Margin | Remark     |
|-----|------------|---------------|----------------|----------|----------|--------|------------|
|     | [MHz]      | [dBuV/m]      | [dB]           | [dBuV/m] | [dBuV/m] | [dB]   |            |
| 1   | 4740.2175  | 40.04         | 5.21           | 45.25    | 74.00    | -28.75 | Horizontal |
| 2   | 8912.6141  | 38.89         | 8.53           | 47.42    | 74.00    | -26.58 | Horizontal |
| 3   | 11954.2443 | 37.07         | 12.62          | 49.69    | 74.00    | -24.31 | Horizontal |
| 4   | 17203.0254 | 37.32         | 18.20          | 55.52    | 74.00    | -18.48 | Horizontal |
| 5   | 17703.7130 | 37.13         | 17.71          | 54.84    | 74.00    | -19.16 | Horizontal |
| 6   | 17953.1191 | 36.20         | 18.54          | 54.74    | 74.00    | -19.26 | Horizontal |

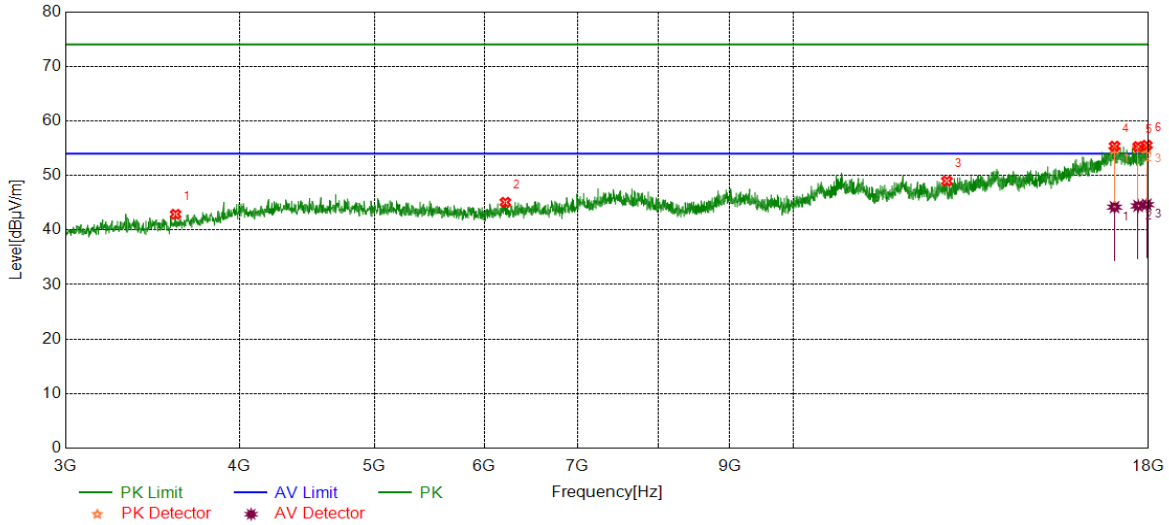
AV Result:

| No. | Frequency  | Reading Level | Correct Factor | Result   | Limit    | Margin | Remark     |
|-----|------------|---------------|----------------|----------|----------|--------|------------|
|     | [MHz]      | [dBuV/m]      | [dB]           | [dBuV/m] | [dBuV/m] | [dB]   |            |
| 1   | 17203.0254 | 27.36         | 18.20          | 45.56    | 54.00    | -8.44  | Horizontal |
| 2   | 17703.7130 | 27.86         | 17.71          | 45.57    | 54.00    | -8.43  | Horizontal |
| 3   | 17953.1191 | 26.54         | 18.54          | 45.08    | 54.00    | -8.92  | Horizontal |

- Note: 1. Measurement = Reading Level + Correct Factor;  
 2. If Peak Result complies with AV limit, AV Result is deemed to comply with AV limit.  
 3. Peak detector: RBW: 1 MHz, VBW: 3 MHz;  
 4. Average detector: RBW: 1 MHz, VBW: 1/T MHz(refer to clause 7.1.);  
 5. For above 3GHz part, filter losses were only considered in the spurious frequency bands and the authorized band was not corrected for HPF losses;  
 6. Only the worst case emission was recorded, if it complies with the limit, the other emissions deemed to comply with the limit.



|           |         |              |         |
|-----------|---------|--------------|---------|
| Test Mode | Channel | Polarization | Verdict |
| 11B       | HCH     | Vertical     | PASS    |



PK Result:

| No. | Frequency  | Reading Level | Correct Factor | Result   | Limit    | Margin | Remark   |
|-----|------------|---------------|----------------|----------|----------|--------|----------|
|     | [MHz]      | [dBuV/m]      | [dB]           | [dBuV/m] | [dBuV/m] | [dB]   |          |
| 1   | 3600.0750  | 40.61         | 2.27           | 42.88    | 74.00    | -31.12 | Vertical |
| 2   | 6212.2765  | 39.03         | 6.05           | 45.08    | 74.00    | -28.92 | Vertical |
| 3   | 12895.6120 | 36.84         | 12.14          | 48.98    | 74.00    | -25.02 | Vertical |
| 4   | 17017.3772 | 36.98         | 18.39          | 55.37    | 74.00    | -18.63 | Vertical |
| 5   | 17692.4616 | 37.38         | 17.91          | 55.29    | 74.00    | -18.71 | Vertical |
| 6   | 17947.4934 | 37.03         | 18.50          | 55.53    | 74.00    | -18.47 | Vertical |

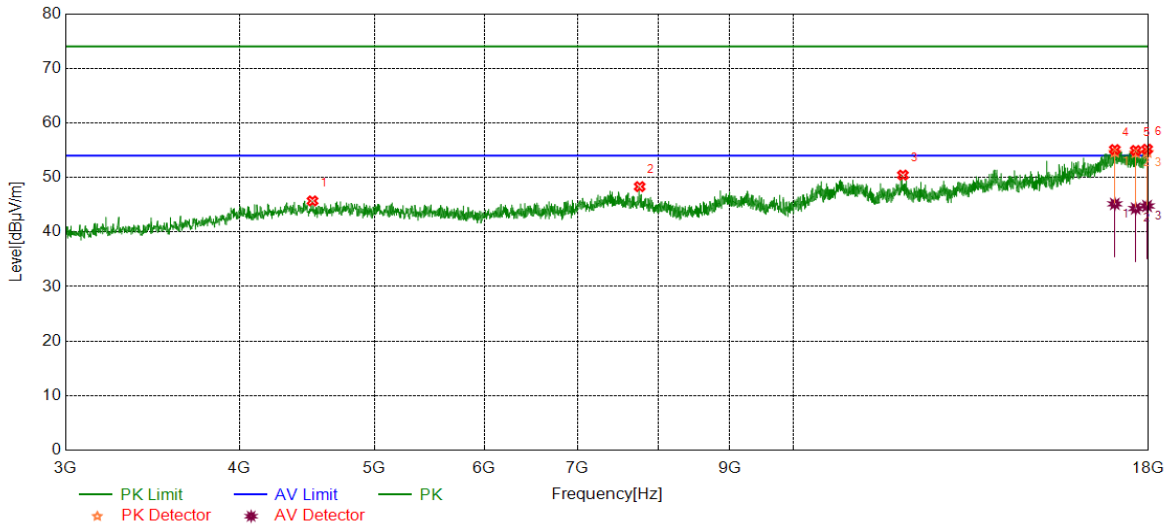
AV Result:

| No. | Frequency  | Reading Level | Correct Factor | Result   | Limit    | Margin | Remark   |
|-----|------------|---------------|----------------|----------|----------|--------|----------|
|     | [MHz]      | [dBuV/m]      | [dB]           | [dBuV/m] | [dBuV/m] | [dB]   |          |
| 1   | 17017.3772 | 25.81         | 18.39          | 44.20    | 54.00    | -9.80  | Vertical |
| 2   | 17692.4616 | 26.51         | 17.91          | 44.42    | 54.00    | -9.58  | Vertical |
| 3   | 17947.4934 | 26.15         | 18.50          | 44.65    | 54.00    | -9.35  | Vertical |

- Note: 1. Measurement = Reading Level + Correct Factor;  
 2. If Peak Result complies with AV limit, AV Result is deemed to comply with AV limit.  
 3. Peak detector: RBW: 1 MHz, VBW: 3 MHz;  
 4. Average detector: RBW: 1 MHz, VBW: 1/T MHz(refer to clause 7.1.);  
 5. For above 3GHz part, filter losses were only considered in the spurious frequency bands and the authorized band was not corrected for HPF losses;  
 6. Only the worst case emission was recorded, if it complies with the limit, the other emissions deemed to comply with the limit.



| Test Mode | Channel | Polarization | Verdict |
|-----------|---------|--------------|---------|
| 11G       | LCH     | Horizontal   | PASS    |



PK Result:

| No. | Frequency  | Reading Level | Correct Factor | Result   | Limit    | Margin | Remark     |
|-----|------------|---------------|----------------|----------|----------|--------|------------|
|     | [MHz]      | [dBuV/m]      | [dB]           | [dBuV/m] | [dBuV/m] | [dB]   |            |
| 1   | 4515.1894  | 40.21         | 5.49           | 45.70    | 74.00    | -28.30 | Horizontal |
| 2   | 7757.4697  | 40.11         | 8.21           | 48.32    | 74.00    | -25.68 | Horizontal |
| 3   | 11989.8737 | 37.55         | 12.88          | 50.43    | 74.00    | -23.57 | Horizontal |
| 4   | 17024.8781 | 36.43         | 18.68          | 55.11    | 74.00    | -18.89 | Horizontal |
| 5   | 17623.0779 | 37.45         | 17.50          | 54.95    | 74.00    | -19.05 | Horizontal |
| 6   | 17958.7448 | 36.71         | 18.48          | 55.19    | 74.00    | -18.81 | Horizontal |

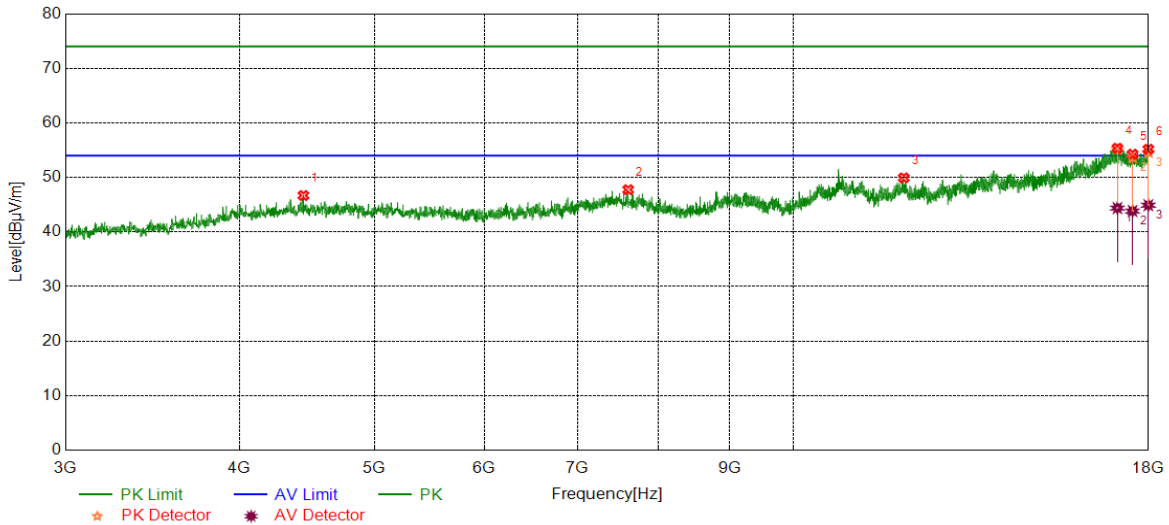
AV Result:

| No. | Frequency  | Reading Level | Correct Factor | Result   | Limit    | Margin | Remark     |
|-----|------------|---------------|----------------|----------|----------|--------|------------|
|     | [MHz]      | [dBuV/m]      | [dB]           | [dBuV/m] | [dBuV/m] | [dB]   |            |
| 1   | 17024.8781 | 26.47         | 18.68          | 45.15    | 54.00    | -8.85  | Horizontal |
| 2   | 17623.0779 | 26.81         | 17.50          | 44.31    | 54.00    | -9.69  | Horizontal |
| 3   | 17958.7448 | 26.29         | 18.48          | 44.77    | 54.00    | -9.23  | Horizontal |

- Note: 1. Measurement = Reading Level + Correct Factor;  
 2. If Peak Result complies with AV limit, AV Result is deemed to comply with AV limit.  
 3. Peak detector: RBW: 1 MHz, VBW: 3 MHz;  
 4. Average detector: RBW: 1 MHz, VBW: 1/T MHz(refer to clause 7.1.);  
 5. For above 3GHz part, filter losses were only considered in the spurious frequency bands and the authorized band was not corrected for HPF losses;  
 6. Only the worst case emission was recorded, if it complies with the limit, the other emissions deemed to comply with the limit.



| Test Mode | Channel | Polarization | Verdict |
|-----------|---------|--------------|---------|
| 11G       | LCH     | Vertical     | PASS    |



PK Result:

| No. | Frequency  | Reading Level | Correct Factor | Result   | Limit    | Margin | Remark   |
|-----|------------|---------------|----------------|----------|----------|--------|----------|
|     | [MHz]      | [dBuV/m]      | [dB]           | [dBuV/m] | [dBuV/m] | [dB]   |          |
| 1   | 4447.6810  | 41.26         | 5.43           | 46.69    | 74.00    | -27.31 | Vertical |
| 2   | 7611.2014  | 39.13         | 8.63           | 47.76    | 74.00    | -26.24 | Vertical |
| 3   | 12008.6261 | 37.19         | 12.74          | 49.93    | 74.00    | -24.07 | Vertical |
| 4   | 17098.0123 | 37.08         | 18.28          | 55.36    | 74.00    | -18.64 | Vertical |
| 5   | 17531.1914 | 36.41         | 17.86          | 54.27    | 74.00    | -19.73 | Vertical |
| 6   | 17994.3743 | 37.40         | 17.77          | 55.17    | 74.00    | -18.83 | Vertical |

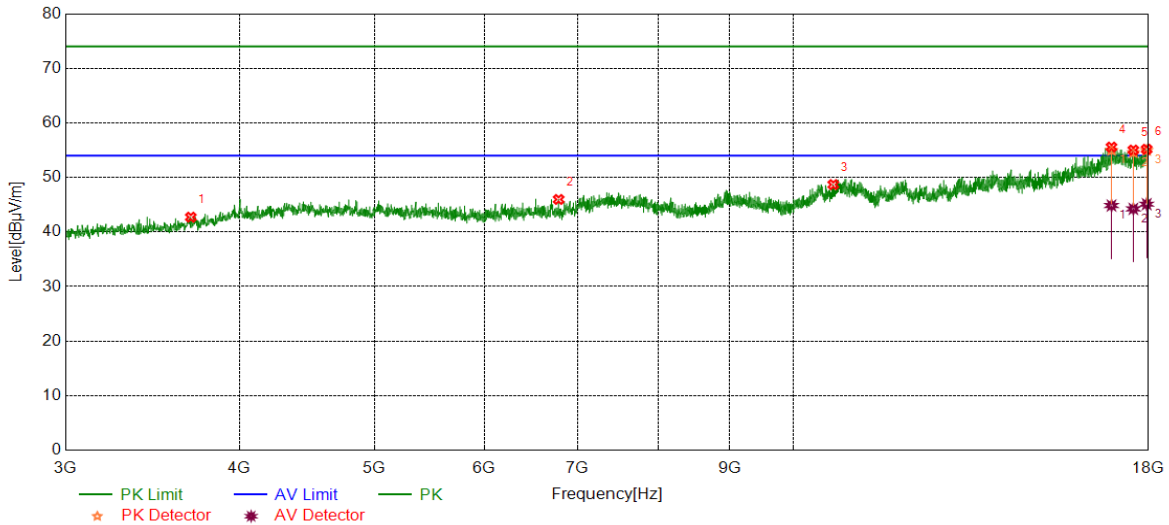
AV Result:

| No. | Frequency  | Reading Level | Correct Factor | Result   | Limit    | Margin | Remark   |
|-----|------------|---------------|----------------|----------|----------|--------|----------|
|     | [MHz]      | [dBuV/m]      | [dB]           | [dBuV/m] | [dBuV/m] | [dB]   |          |
| 1   | 17098.0123 | 26.10         | 18.28          | 44.38    | 54.00    | -9.62  | Vertical |
| 2   | 17531.1914 | 25.99         | 17.86          | 43.85    | 54.00    | -10.15 | Vertical |
| 3   | 17994.3743 | 27.14         | 17.77          | 44.91    | 54.00    | -9.09  | Vertical |

- Note: 1. Measurement = Reading Level + Correct Factor;  
 2. If Peak Result complies with AV limit, AV Result is deemed to comply with AV limit.  
 3. Peak detector: RBW: 1 MHz, VBW: 3 MHz;  
 4. Average detector: RBW: 1 MHz, VBW: 1/T MHz(refer to clause 7.1.);  
 5. For above 3GHz part, filter losses were only considered in the spurious frequency bands and the authorized band was not corrected for HPF losses;  
 6. Only the worst case emission was recorded, if it complies with the limit, the other emissions deemed to comply with the limit.



|           |         |              |         |
|-----------|---------|--------------|---------|
| Test Mode | Channel | Polarization | Verdict |
| 11G       | MCH     | Horizontal   | PASS    |



PK Result:

| No. | Frequency  | Reading Level | Correct Factor | Result   | Limit    | Margin | Remark     |
|-----|------------|---------------|----------------|----------|----------|--------|------------|
|     | [MHz]      | [dBuV/m]      | [dB]           | [dBuV/m] | [dBuV/m] | [dB]   |            |
| 1   | 3691.9615  | 40.05         | 2.67           | 42.72    | 74.00    | -31.28 | Horizontal |
| 2   | 6784.2230  | 38.14         | 7.83           | 45.97    | 74.00    | -28.03 | Horizontal |
| 3   | 10686.5858 | 36.56         | 12.13          | 48.69    | 74.00    | -25.31 | Horizontal |
| 4   | 16931.1164 | 37.19         | 18.38          | 55.57    | 74.00    | -18.43 | Horizontal |
| 5   | 17553.6942 | 37.01         | 18.01          | 55.02    | 74.00    | -18.98 | Horizontal |
| 6   | 17945.6182 | 36.73         | 18.44          | 55.17    | 74.00    | -18.83 | Horizontal |

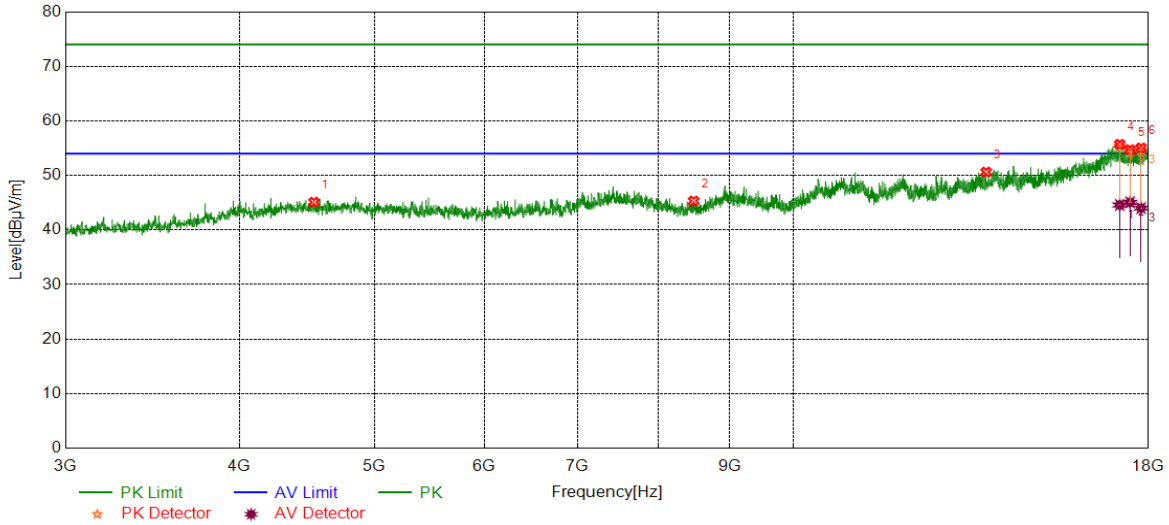
AV Result:

| No. | Frequency  | Reading Level | Correct Factor | Result   | Limit    | Margin | Remark     |
|-----|------------|---------------|----------------|----------|----------|--------|------------|
|     | [MHz]      | [dBuV/m]      | [dB]           | [dBuV/m] | [dBuV/m] | [dB]   |            |
| 1   | 16931.1164 | 26.47         | 18.38          | 44.85    | 54.00    | -9.15  | Horizontal |
| 2   | 17553.6942 | 26.23         | 18.01          | 44.24    | 54.00    | -9.76  | Horizontal |
| 3   | 17945.6182 | 26.66         | 18.44          | 45.10    | 54.00    | -8.90  | Horizontal |

- Note: 1. Measurement = Reading Level + Correct Factor;  
 2. If Peak Result complies with AV limit, AV Result is deemed to comply with AV limit.  
 3. Peak detector: RBW: 1 MHz, VBW: 3 MHz;  
 4. Average detector: RBW: 1 MHz, VBW: 1/T MHz(refer to clause 7.1.);  
 5. For above 3GHz part, filter losses were only considered in the spurious frequency bands and the authorized band was not corrected for HPF losses;  
 6. Only the worst case emission was recorded, if it complies with the limit, the other emissions deemed to comply with the limit.



|           |         |              |         |
|-----------|---------|--------------|---------|
| Test Mode | Channel | Polarization | Verdict |
| 11G       | MCH     | Vertical     | PASS    |



PK Result:

| No. | Frequency  | Reading Level | Correct Factor | Result   | Limit    | Margin | Remark   |
|-----|------------|---------------|----------------|----------|----------|--------|----------|
|     | [MHz]      | [dBuV/m]      | [dB]           | [dBuV/m] | [dBuV/m] | [dB]   |          |
| 1   | 4526.4408  | 39.74         | 5.36           | 45.10    | 74.00    | -28.90 | Vertical |
| 2   | 8483.1854  | 38.77         | 6.54           | 45.31    | 74.00    | -28.69 | Vertical |
| 3   | 13760.0950 | 37.21         | 13.41          | 50.62    | 74.00    | -23.38 | Vertical |
| 4   | 17163.6455 | 37.43         | 18.28          | 55.71    | 74.00    | -18.29 | Vertical |
| 5   | 17459.9325 | 36.98         | 17.73          | 54.71    | 74.00    | -19.29 | Vertical |
| 6   | 17780.5976 | 36.73         | 18.31          | 55.04    | 74.00    | -18.96 | Vertical |

AV Result:

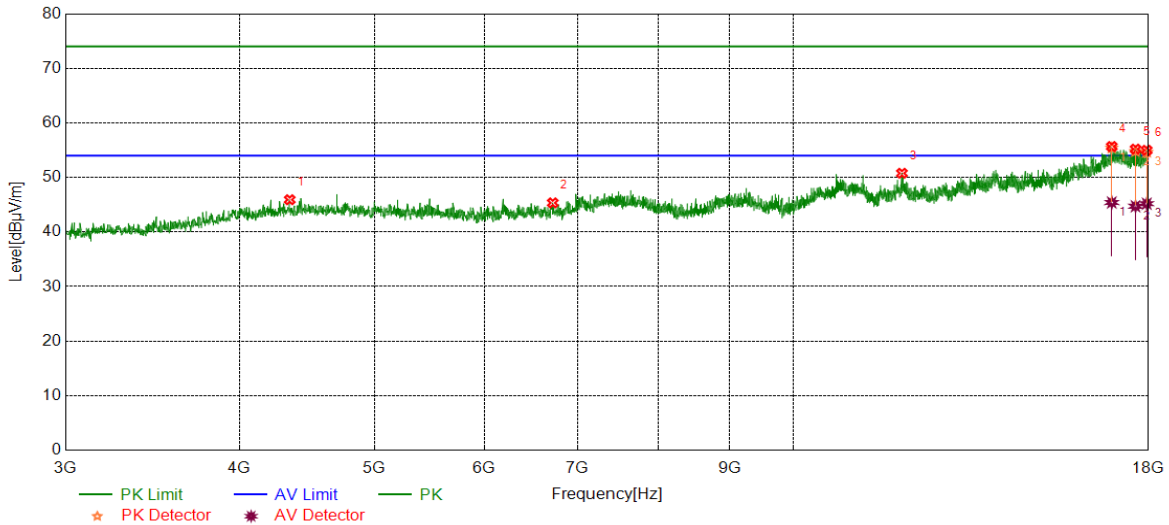
| No. | Frequency  | Reading Level | Correct Factor | Result   | Limit    | Margin | Remark   |
|-----|------------|---------------|----------------|----------|----------|--------|----------|
|     | [MHz]      | [dBuV/m]      | [dB]           | [dBuV/m] | [dBuV/m] | [dB]   |          |
| 1   | 17163.6455 | 26.31         | 18.28          | 44.59    | 54.00    | -9.41  | Vertical |
| 2   | 17459.9325 | 27.34         | 17.73          | 45.07    | 54.00    | -8.93  | Vertical |
| 3   | 17780.5976 | 25.72         | 18.31          | 44.03    | 54.00    | -9.97  | Vertical |

- Note: 1. Measurement = Reading Level + Correct Factor;  
 2. If Peak Result complies with AV limit, AV Result is deemed to comply with AV limit.  
 3. Peak detector: RBW: 1 MHz, VBW: 3 MHz;  
 4. Average detector: RBW: 1 MHz, VBW: 1/T MHz(refer to clause 7.1.);  
 5. For above 3GHz part, filter losses were only considered in the spurious frequency bands and the authorized band was not corrected for HPF losses;  
 6. Only the worst case emission was recorded, if it complies with the limit, the other emissions deemed to comply with the limit.





|           |         |              |         |
|-----------|---------|--------------|---------|
| Test Mode | Channel | Polarization | Verdict |
| 11G       | HCH     | Horizontal   | PASS    |



PK Result:

| No. | Frequency  | Reading Level | Correct Factor | Result   | Limit    | Margin | Remark     |
|-----|------------|---------------|----------------|----------|----------|--------|------------|
|     | [MHz]      | [dBuV/m]      | [dB]           | [dBuV/m] | [dBuV/m] | [dB]   |            |
| 1   | 4348.2935  | 40.64         | 5.28           | 45.92    | 74.00    | -28.08 | Horizontal |
| 2   | 6718.5898  | 37.56         | 7.78           | 45.34    | 74.00    | -28.66 | Horizontal |
| 3   | 11971.1214 | 38.24         | 12.53          | 50.77    | 74.00    | -23.23 | Horizontal |
| 4   | 16938.6173 | 37.22         | 18.45          | 55.67    | 74.00    | -18.33 | Horizontal |
| 5   | 17617.4522 | 37.52         | 17.68          | 55.20    | 74.00    | -18.80 | Horizontal |
| 6   | 17947.4934 | 36.48         | 18.50          | 54.98    | 74.00    | -19.02 | Horizontal |

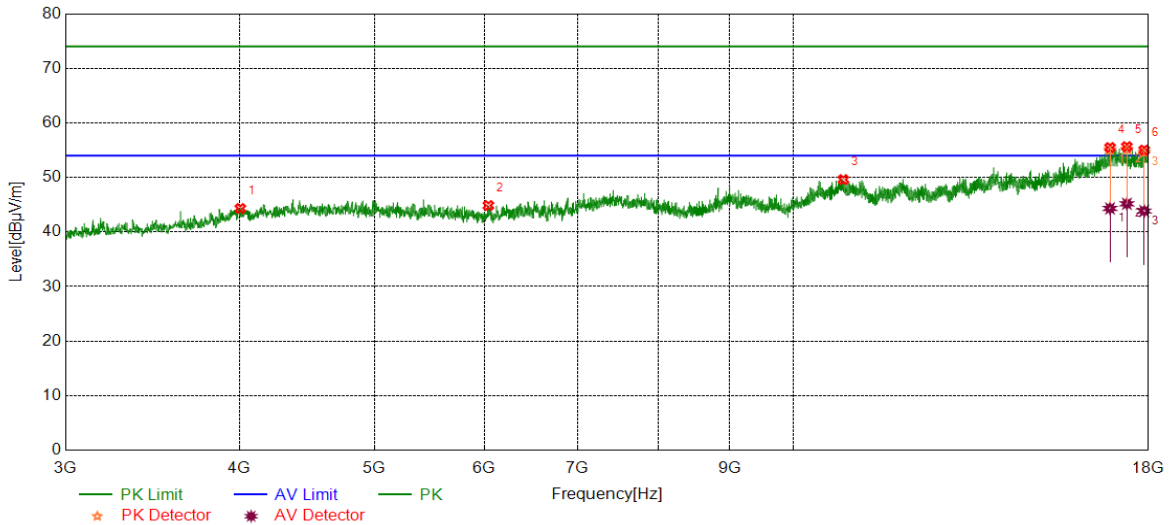
AV Result:

| No. | Frequency  | Reading Level | Correct Factor | Result   | Limit    | Margin | Remark     |
|-----|------------|---------------|----------------|----------|----------|--------|------------|
|     | [MHz]      | [dBuV/m]      | [dB]           | [dBuV/m] | [dBuV/m] | [dB]   |            |
| 1   | 16938.6173 | 26.96         | 18.45          | 45.41    | 54.00    | -8.59  | Horizontal |
| 2   | 17617.4522 | 27.04         | 17.68          | 44.72    | 54.00    | -9.28  | Horizontal |
| 3   | 17947.4934 | 26.69         | 18.50          | 45.19    | 54.00    | -8.81  | Horizontal |

- Note: 1. Measurement = Reading Level + Correct Factor;  
 2. If Peak Result complies with AV limit, AV Result is deemed to comply with AV limit.  
 3. Peak detector: RBW: 1 MHz, VBW: 3 MHz;  
 4. Average detector: RBW: 1 MHz, VBW: 1/T MHz(refer to clause 7.1.);  
 5. For above 3GHz part, filter losses were only considered in the spurious frequency bands and the authorized band was not corrected for HPF losses;  
 6. Only the worst case emission was recorded, if it complies with the limit, the other emissions deemed to comply with the limit.



|           |         |              |         |
|-----------|---------|--------------|---------|
| Test Mode | Channel | Polarization | Verdict |
| 11G       | HCH     | Vertical     | PASS    |



PK Result:

| No. | Frequency  | Reading Level | Correct Factor | Result   | Limit    | Margin | Remark   |
|-----|------------|---------------|----------------|----------|----------|--------|----------|
|     | [MHz]      | [dBuV/m]      | [dB]           | [dBuV/m] | [dBuV/m] | [dB]   |          |
| 1   | 4007.0009  | 39.78         | 4.53           | 44.31    | 74.00    | -29.69 | Vertical |
| 2   | 6039.7550  | 39.57         | 5.29           | 44.86    | 74.00    | -29.14 | Vertical |
| 3   | 10864.7331 | 37.45         | 12.16          | 49.61    | 74.00    | -24.39 | Vertical |
| 4   | 16889.8612 | 37.70         | 17.79          | 55.49    | 74.00    | -18.51 | Vertical |
| 5   | 17368.0460 | 37.25         | 18.40          | 55.65    | 74.00    | -18.35 | Vertical |
| 6   | 17872.4841 | 36.71         | 18.30          | 55.01    | 74.00    | -18.99 | Vertical |

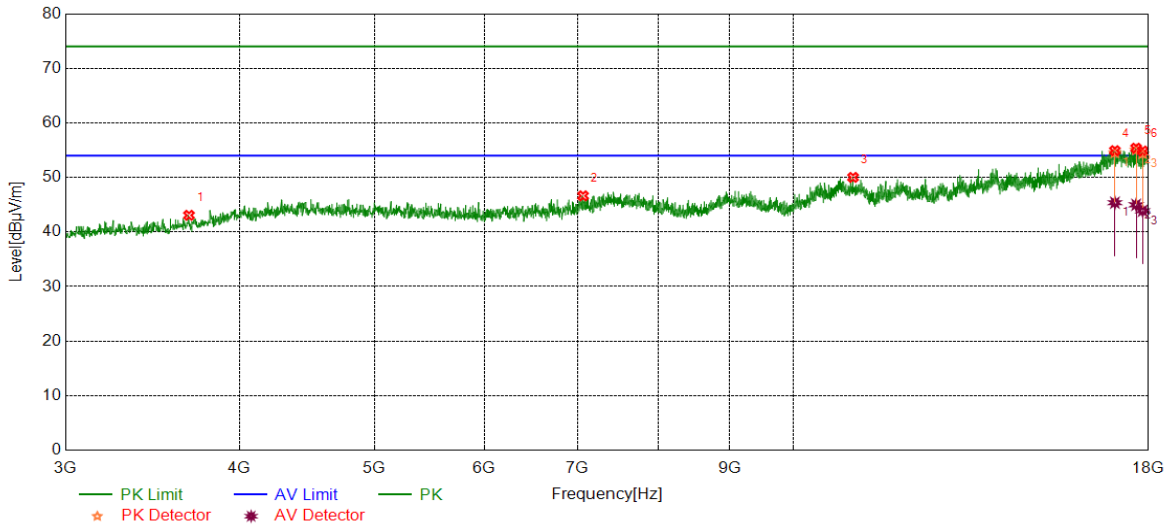
AV Result:

| No. | Frequency  | Reading Level | Correct Factor | Result   | Limit    | Margin | Remark   |
|-----|------------|---------------|----------------|----------|----------|--------|----------|
|     | [MHz]      | [dBuV/m]      | [dB]           | [dBuV/m] | [dBuV/m] | [dB]   |          |
| 1   | 16889.8612 | 26.53         | 17.79          | 44.32    | 54.00    | -9.68  | Vertical |
| 2   | 17368.0460 | 26.77         | 18.40          | 45.17    | 54.00    | -8.83  | Vertical |
| 3   | 17872.4841 | 25.55         | 18.30          | 43.85    | 54.00    | -10.15 | Vertical |

- Note: 1. Measurement = Reading Level + Correct Factor;  
 2. If Peak Result complies with AV limit, AV Result is deemed to comply with AV limit.  
 3. Peak detector: RBW: 1 MHz, VBW: 3 MHz;  
 4. Average detector: RBW: 1 MHz, VBW: 1/T MHz(refer to clause 7.1.);  
 5. For above 3GHz part, filter losses were only considered in the spurious frequency bands and the authorized band was not corrected for HPF losses;  
 6. Only the worst case emission was recorded, if it complies with the limit, the other emissions deemed to comply with the limit.



|           |         |              |         |
|-----------|---------|--------------|---------|
| Test Mode | Channel | Polarization | Verdict |
| 11N HT20  | LCH     | Horizontal   | PASS    |



PK Result:

| No. | Frequency  | Reading Level | Correct Factor | Result   | Limit    | Margin | Remark     |
|-----|------------|---------------|----------------|----------|----------|--------|------------|
|     | [MHz]      | [dBuV/m]      | [dB]           | [dBuV/m] | [dBuV/m] | [dB]   |            |
| 1   | 3680.7101  | 40.18         | 2.88           | 43.06    | 74.00    | -30.94 | Horizontal |
| 2   | 7063.6330  | 38.45         | 8.18           | 46.63    | 74.00    | -27.37 | Horizontal |
| 3   | 11041.0051 | 37.85         | 12.16          | 50.01    | 74.00    | -23.99 | Horizontal |
| 4   | 17026.7533 | 36.10         | 18.81          | 54.91    | 74.00    | -19.09 | Horizontal |
| 5   | 17634.3293 | 37.95         | 17.42          | 55.37    | 74.00    | -18.63 | Horizontal |
| 6   | 17827.4784 | 36.82         | 18.02          | 54.84    | 74.00    | -19.16 | Horizontal |

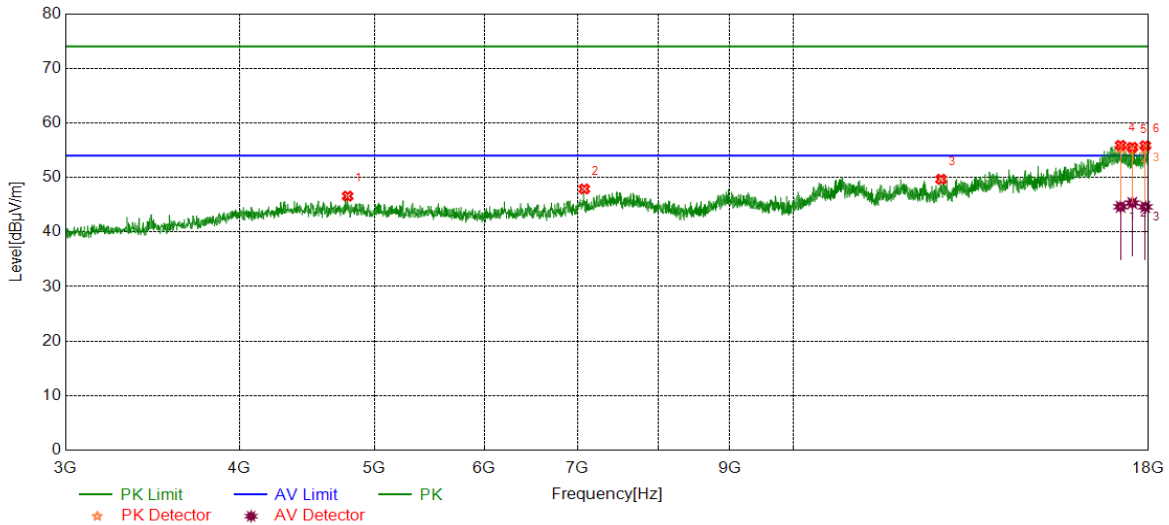
AV Result:

| No. | Frequency  | Reading Level | Correct Factor | Result   | Limit    | Margin | Remark     |
|-----|------------|---------------|----------------|----------|----------|--------|------------|
|     | [MHz]      | [dBuV/m]      | [dB]           | [dBuV/m] | [dBuV/m] | [dB]   |            |
| 1   | 17026.7533 | 26.56         | 18.81          | 45.37    | 54.00    | -8.63  | Horizontal |
| 2   | 17634.3293 | 27.56         | 17.42          | 44.98    | 54.00    | -9.02  | Horizontal |
| 3   | 17827.4784 | 25.87         | 18.02          | 43.89    | 54.00    | -10.11 | Horizontal |

- Note: 1. Measurement = Reading Level + Correct Factor;  
 2. If Peak Result complies with AV limit, AV Result is deemed to comply with AV limit.  
 3. Peak detector: RBW: 1 MHz, VBW: 3 MHz;  
 4. Average detector: RBW: 1 MHz, VBW: 1/T MHz(refer to clause 7.1.);  
 5. For above 3GHz part, filter losses were only considered in the spurious frequency bands and the authorized band was not corrected for HPF losses;  
 6. Only the worst case emission was recorded, if it complies with the limit, the other emissions deemed to comply with the limit.



| Test Mode | Channel | Polarization | Verdict |
|-----------|---------|--------------|---------|
| 11N HT20  | LCH     | Vertical     | PASS    |



PK Result:

| No. | Frequency  | Reading Level | Correct Factor | Result   | Limit    | Margin | Remark   |
|-----|------------|---------------|----------------|----------|----------|--------|----------|
|     | [MHz]      | [dBuV/m]      | [dB]           | [dBuV/m] | [dBuV/m] | [dB]   |          |
| 1   | 4785.2232  | 40.65         | 5.93           | 46.58    | 74.00    | -27.42 | Vertical |
| 2   | 7078.6348  | 39.61         | 8.28           | 47.89    | 74.00    | -26.11 | Vertical |
| 3   | 12771.8465 | 37.85         | 11.82          | 49.67    | 74.00    | -24.33 | Vertical |
| 4   | 17189.8987 | 37.71         | 18.18          | 55.89    | 74.00    | -18.11 | Vertical |
| 5   | 17523.6905 | 37.74         | 17.79          | 55.53    | 74.00    | -18.47 | Vertical |
| 6   | 17904.3630 | 37.48         | 18.35          | 55.83    | 74.00    | -18.17 | Vertical |

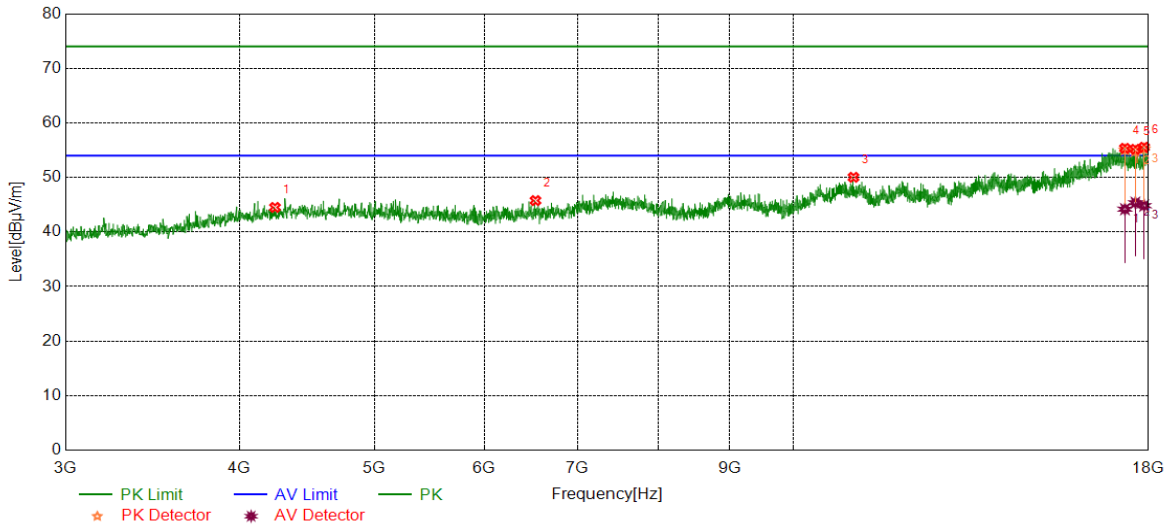
AV Result:

| No. | Frequency  | Reading Level | Correct Factor | Result   | Limit    | Margin | Remark   |
|-----|------------|---------------|----------------|----------|----------|--------|----------|
|     | [MHz]      | [dBuV/m]      | [dB]           | [dBuV/m] | [dBuV/m] | [dB]   |          |
| 1   | 17189.8987 | 26.45         | 18.18          | 44.63    | 54.00    | -9.37  | Vertical |
| 2   | 17523.6905 | 27.53         | 17.79          | 45.32    | 54.00    | -8.68  | Vertical |
| 3   | 17904.3630 | 26.25         | 18.35          | 44.60    | 54.00    | -9.40  | Vertical |

- Note: 1. Measurement = Reading Level + Correct Factor;  
 2. If Peak Result complies with AV limit, AV Result is deemed to comply with AV limit.  
 3. Peak detector: RBW: 1 MHz, VBW: 3 MHz;  
 4. Average detector: RBW: 1 MHz, VBW: 1/T MHz(refer to clause 7.1.);  
 5. For above 3GHz part, filter losses were only considered in the spurious frequency bands and the authorized band was not corrected for HPF losses;  
 6. Only the worst case emission was recorded, if it complies with the limit, the other emissions deemed to comply with the limit.



| Test Mode | Channel | Polarization | Verdict |
|-----------|---------|--------------|---------|
| 11N HT20  | MCH     | Horizontal   | PASS    |



PK Result:

| No. | Frequency  | Reading Level | Correct Factor | Result   | Limit    | Margin | Remark     |
|-----|------------|---------------|----------------|----------|----------|--------|------------|
|     | [MHz]      | [dBuV/m]      | [dB]           | [dBuV/m] | [dBuV/m] | [dB]   |            |
| 1   | 4243.2804  | 39.72         | 4.79           | 44.51    | 74.00    | -29.49 | Horizontal |
| 2   | 6529.1911  | 38.42         | 7.34           | 45.76    | 74.00    | -28.24 | Horizontal |
| 3   | 11048.5061 | 37.87         | 12.16          | 50.03    | 74.00    | -23.97 | Horizontal |
| 4   | 17311.7890 | 37.80         | 17.54          | 55.34    | 74.00    | -18.66 | Horizontal |
| 5   | 17613.7017 | 37.38         | 17.78          | 55.16    | 74.00    | -18.84 | Horizontal |
| 6   | 17868.7336 | 37.17         | 18.37          | 55.54    | 74.00    | -18.46 | Horizontal |

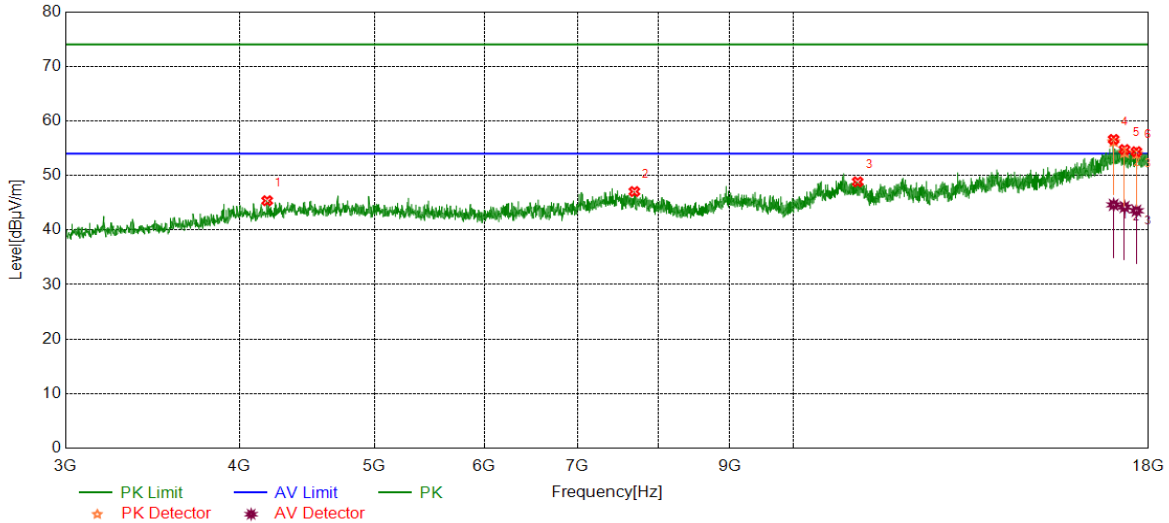
AV Result:

| No. | Frequency  | Reading Level | Correct Factor | Result   | Limit    | Margin | Remark     |
|-----|------------|---------------|----------------|----------|----------|--------|------------|
|     | [MHz]      | [dBuV/m]      | [dB]           | [dBuV/m] | [dBuV/m] | [dB]   |            |
| 1   | 17311.7890 | 26.64         | 17.54          | 44.18    | 54.00    | -9.82  | Horizontal |
| 2   | 17613.7017 | 27.58         | 17.78          | 45.36    | 54.00    | -8.64  | Horizontal |
| 3   | 17868.7336 | 26.46         | 18.37          | 44.83    | 54.00    | -9.17  | Horizontal |

- Note: 1. Measurement = Reading Level + Correct Factor;  
 2. If Peak Result complies with AV limit, AV Result is deemed to comply with AV limit.  
 3. Peak detector: RBW: 1 MHz, VBW: 3 MHz;  
 4. Average detector: RBW: 1 MHz, VBW: 1/T MHz(refer to clause 7.1.);  
 5. For above 3GHz part, filter losses were only considered in the spurious frequency bands and the authorized band was not corrected for HPF losses;  
 6. Only the worst case emission was recorded, if it complies with the limit, the other emissions deemed to comply with the limit.



|           |         |              |         |
|-----------|---------|--------------|---------|
| Test Mode | Channel | Polarization | Verdict |
| 11N HT20  | MCH     | Vertical     | PASS    |



PK Result:

| No. | Frequency  | Reading Level | Correct Factor | Result   | Limit    | Margin | Remark   |
|-----|------------|---------------|----------------|----------|----------|--------|----------|
|     | [MHz]      | [dBuV/m]      | [dB]           | [dBuV/m] | [dBuV/m] | [dB]   |          |
| 1   | 4188.8986  | 40.83         | 4.54           | 45.37    | 74.00    | -28.63 | Vertical |
| 2   | 7689.9612  | 38.38         | 8.67           | 47.05    | 74.00    | -26.95 | Vertical |
| 3   | 11125.3907 | 36.74         | 12.09          | 48.83    | 74.00    | -25.17 | Vertical |
| 4   | 16991.1239 | 37.84         | 18.76          | 56.60    | 74.00    | -17.40 | Vertical |
| 5   | 17300.5376 | 37.02         | 17.72          | 54.74    | 74.00    | -19.26 | Vertical |
| 6   | 17643.7055 | 36.87         | 17.49          | 54.36    | 74.00    | -19.64 | Vertical |

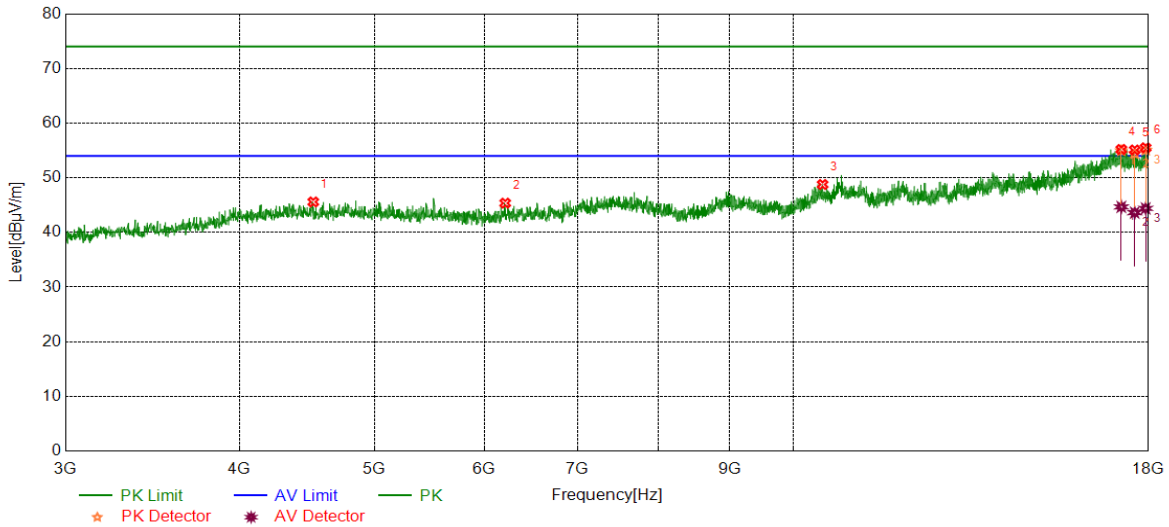
AV Result:

| No. | Frequency  | Reading Level | Correct Factor | Result   | Limit    | Margin | Remark   |
|-----|------------|---------------|----------------|----------|----------|--------|----------|
|     | [MHz]      | [dBuV/m]      | [dB]           | [dBuV/m] | [dBuV/m] | [dB]   |          |
| 1   | 16991.1239 | 25.85         | 18.76          | 44.61    | 54.00    | -9.39  | Vertical |
| 2   | 17300.5376 | 26.50         | 17.72          | 44.22    | 54.00    | -9.78  | Vertical |
| 3   | 17643.7055 | 26.04         | 17.49          | 43.53    | 54.00    | -10.47 | Vertical |

- Note: 1. Measurement = Reading Level + Correct Factor;  
 2. If Peak Result complies with AV limit, AV Result is deemed to comply with AV limit.  
 3. Peak detector: RBW: 1 MHz, VBW: 3 MHz;  
 4. Average detector: RBW: 1 MHz, VBW: 1/T MHz(refer to clause 7.1.);  
 5. For above 3GHz part, filter losses were only considered in the spurious frequency bands and the authorized band was not corrected for HPF losses;  
 6. Only the worst case emission was recorded, if it complies with the limit, the other emissions deemed to comply with the limit.



|           |         |              |         |
|-----------|---------|--------------|---------|
| Test Mode | Channel | Polarization | Verdict |
| 11N HT20  | HCH     | Horizontal   | PASS    |



PK Result:

| No. | Frequency  | Reading Level | Correct Factor | Result   | Limit    | Margin | Remark     |
|-----|------------|---------------|----------------|----------|----------|--------|------------|
|     | [MHz]      | [dBuV/m]      | [dB]           | [dBuV/m] | [dBuV/m] | [dB]   |            |
| 1   | 4520.8151  | 40.16         | 5.42           | 45.58    | 74.00    | -28.42 | Horizontal |
| 2   | 6210.4013  | 39.30         | 6.06           | 45.36    | 74.00    | -28.64 | Horizontal |
| 3   | 10499.0624 | 37.24         | 11.53          | 48.77    | 74.00    | -25.23 | Horizontal |
| 4   | 17208.6511 | 37.29         | 17.90          | 55.19    | 74.00    | -18.81 | Horizontal |
| 5   | 17593.0741 | 37.78         | 17.31          | 55.09    | 74.00    | -18.91 | Horizontal |
| 6   | 17915.6145 | 37.49         | 18.00          | 55.49    | 74.00    | -18.51 | Horizontal |

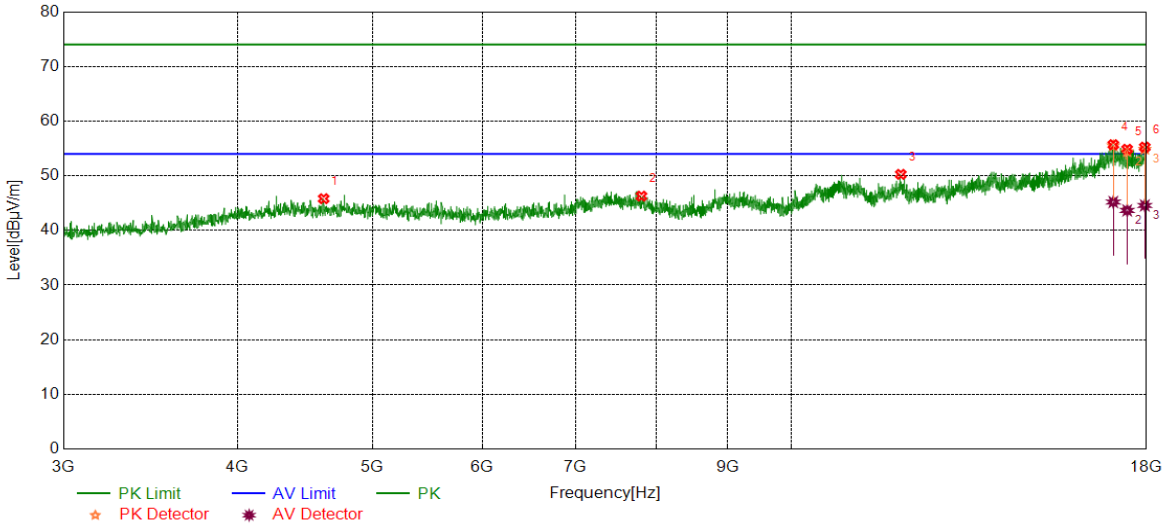
AV Result:

| No. | Frequency  | Reading Level | Correct Factor | Result   | Limit    | Margin | Remark     |
|-----|------------|---------------|----------------|----------|----------|--------|------------|
|     | [MHz]      | [dBuV/m]      | [dB]           | [dBuV/m] | [dBuV/m] | [dB]   |            |
| 1   | 17208.6511 | 26.77         | 17.90          | 44.67    | 54.00    | -9.33  | Horizontal |
| 2   | 17593.0741 | 26.31         | 17.31          | 43.62    | 54.00    | -10.38 | Horizontal |
| 3   | 17915.6145 | 26.40         | 18.00          | 44.40    | 54.00    | -9.60  | Horizontal |

- Note: 1. Measurement = Reading Level + Correct Factor;  
 2. If Peak Result complies with AV limit, AV Result is deemed to comply with AV limit.  
 3. Peak detector: RBW: 1 MHz, VBW: 3 MHz;  
 4. Average detector: RBW: 1 MHz, VBW: 1/T MHz(refer to clause 7.1.);  
 5. For above 3GHz part, filter losses were only considered in the spurious frequency bands and the authorized band was not corrected for HPF losses;  
 6. Only the worst case emission was recorded, if it complies with the limit, the other emissions deemed to comply with the limit.



|           |         |              |         |
|-----------|---------|--------------|---------|
| Test Mode | Channel | Polarization | Verdict |
| 11N HT20  | HCH     | Vertical     | PASS    |



PK Result:

| No. | Frequency  | Reading Level | Correct Factor | Result   | Limit    | Margin | Remark   |
|-----|------------|---------------|----------------|----------|----------|--------|----------|
|     | [MHz]      | [dBuV/m]      | [dB]           | [dBuV/m] | [dBuV/m] | [dB]   |          |
| 1   | 4614.5768  | 40.53         | 5.28           | 45.81    | 74.00    | -28.19 | Vertical |
| 2   | 7806.2258  | 38.27         | 8.01           | 46.28    | 74.00    | -27.72 | Vertical |
| 3   | 11987.9985 | 37.39         | 12.87          | 50.26    | 74.00    | -23.74 | Vertical |
| 4   | 17038.0048 | 36.77         | 18.92          | 55.69    | 74.00    | -18.31 | Vertical |
| 5   | 17433.6792 | 36.97         | 17.89          | 54.86    | 74.00    | -19.14 | Vertical |
| 6   | 17949.3687 | 36.69         | 18.55          | 55.24    | 74.00    | -18.76 | Vertical |

AV Result:

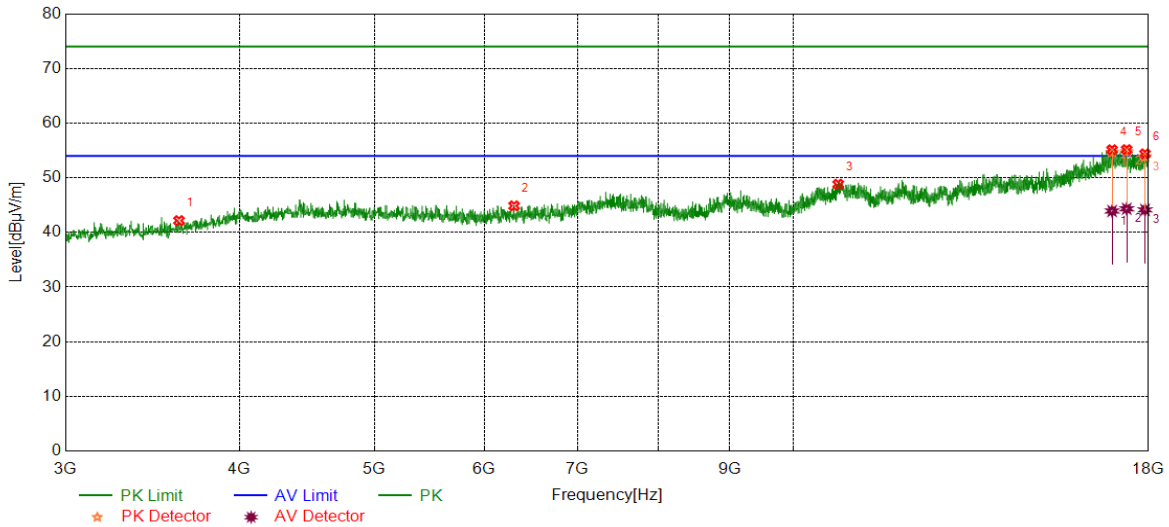
| No. | Frequency  | Reading Level | Correct Factor | Result   | Limit    | Margin | Remark   |
|-----|------------|---------------|----------------|----------|----------|--------|----------|
|     | [MHz]      | [dBuV/m]      | [dB]           | [dBuV/m] | [dBuV/m] | [dB]   |          |
| 1   | 17038.0048 | 26.28         | 18.92          | 45.20    | 54.00    | -8.80  | Vertical |
| 2   | 17433.6792 | 25.77         | 17.89          | 43.66    | 54.00    | -10.34 | Vertical |
| 3   | 17949.3687 | 26.02         | 18.55          | 44.57    | 54.00    | -9.43  | Vertical |

- Note: 1. Measurement = Reading Level + Correct Factor;  
 2. If Peak Result complies with AV limit, AV Result is deemed to comply with AV limit.  
 3. Peak detector: RBW: 1 MHz, VBW: 3 MHz;  
 4. Average detector: RBW: 1 MHz, VBW: 1/T MHz(refer to clause 7.1.);  
 5. For above 3GHz part, filter losses were only considered in the spurious frequency bands and the authorized band was not corrected for HPF losses;  
 6. Only the worst case emission was recorded, if it complies with the limit, the other emissions deemed to comply with the limit.





|           |         |              |         |
|-----------|---------|--------------|---------|
| Test Mode | Channel | Polarization | Verdict |
| 11N HT40  | LCH     | Horizontal   | PASS    |



PK Result:

| No. | Frequency  | Reading Level | Correct Factor | Result   | Limit    | Margin | Remark     |
|-----|------------|---------------|----------------|----------|----------|--------|------------|
|     | [MHz]      | [dBuV/m]      | [dB]           | [dBuV/m] | [dBuV/m] | [dB]   |            |
| 1   | 3620.7026  | 39.83         | 2.33           | 42.16    | 74.00    | -31.84 | Horizontal |
| 2   | 6302.2878  | 38.64         | 6.23           | 44.87    | 74.00    | -29.13 | Horizontal |
| 3   | 10772.8466 | 36.56         | 12.26          | 48.82    | 74.00    | -25.18 | Horizontal |
| 4   | 16947.9935 | 36.75         | 18.37          | 55.12    | 74.00    | -18.88 | Horizontal |
| 5   | 17362.4203 | 37.03         | 18.12          | 55.15    | 74.00    | -18.85 | Horizontal |
| 6   | 17896.8621 | 35.93         | 18.45          | 54.38    | 74.00    | -19.62 | Horizontal |

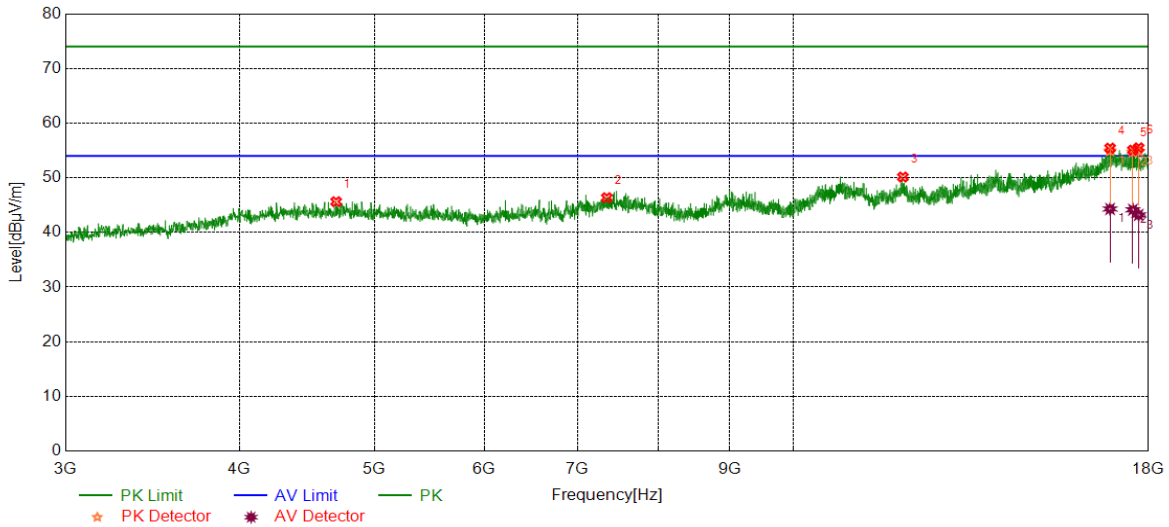
AV Result:

| No. | Frequency  | Reading Level | Correct Factor | Result   | Limit    | Margin | Remark     |
|-----|------------|---------------|----------------|----------|----------|--------|------------|
|     | [MHz]      | [dBuV/m]      | [dB]           | [dBuV/m] | [dBuV/m] | [dB]   |            |
| 1   | 16947.9935 | 25.55         | 18.37          | 43.92    | 54.00    | -10.08 | Horizontal |
| 2   | 17362.4203 | 26.21         | 18.12          | 44.33    | 54.00    | -9.67  | Horizontal |
| 3   | 17896.8621 | 25.68         | 18.45          | 44.13    | 54.00    | -9.87  | Horizontal |

- Note: 1. Measurement = Reading Level + Correct Factor;  
 2. If Peak Result complies with AV limit, AV Result is deemed to comply with AV limit.  
 3. Peak detector: RBW: 1 MHz, VBW: 3 MHz;  
 4. Average detector: RBW: 1 MHz, VBW: 1/T MHz(refer to clause 7.1.);  
 5. For above 3GHz part, filter losses were only considered in the spurious frequency bands and the authorized band was not corrected for HPF losses;  
 6. Only the worst case emission was recorded, if it complies with the limit, the other emissions deemed to comply with the limit.



|           |         |              |         |
|-----------|---------|--------------|---------|
| Test Mode | Channel | Polarization | Verdict |
| 11N HT40  | LCH     | Vertical     | PASS    |



PK Result:

| No. | Frequency  | Reading Level | Correct Factor | Result   | Limit    | Margin | Remark   |
|-----|------------|---------------|----------------|----------|----------|--------|----------|
|     | [MHz]      | [dBuV/m]      | [dB]           | [dBuV/m] | [dBuV/m] | [dB]   |          |
| 1   | 4695.2119  | 40.11         | 5.52           | 45.63    | 74.00    | -28.37 | Vertical |
| 2   | 7346.7933  | 37.87         | 8.49           | 46.36    | 74.00    | -27.64 | Vertical |
| 3   | 11989.8737 | 37.26         | 12.88          | 50.14    | 74.00    | -23.86 | Vertical |
| 4   | 16891.7365 | 37.60         | 17.83          | 55.43    | 74.00    | -18.57 | Vertical |
| 5   | 17540.5676 | 37.65         | 17.41          | 55.06    | 74.00    | -18.94 | Vertical |
| 6   | 17709.3387 | 37.86         | 17.63          | 55.49    | 74.00    | -18.51 | Vertical |

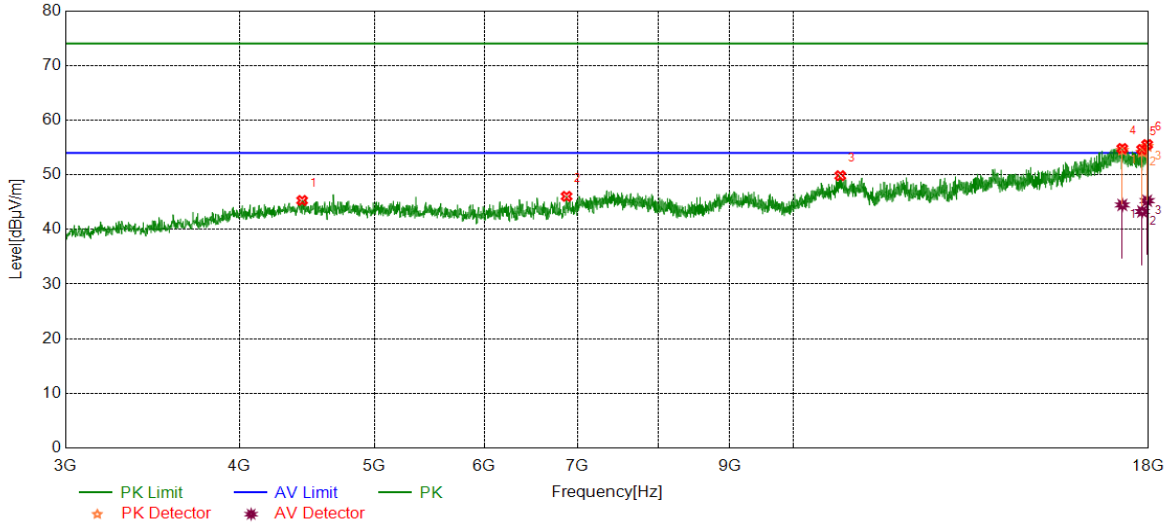
AV Result:

| No. | Frequency  | Reading Level | Correct Factor | Result   | Limit    | Margin | Remark   |
|-----|------------|---------------|----------------|----------|----------|--------|----------|
|     | [MHz]      | [dBuV/m]      | [dB]           | [dBuV/m] | [dBuV/m] | [dB]   |          |
| 1   | 16891.7365 | 26.46         | 17.83          | 44.29    | 54.00    | -9.71  | Vertical |
| 2   | 17540.5676 | 26.74         | 17.41          | 44.15    | 54.00    | -9.85  | Vertical |
| 3   | 17709.3387 | 25.57         | 17.63          | 43.20    | 54.00    | -10.80 | Vertical |

- Note: 1. Measurement = Reading Level + Correct Factor;  
 2. If Peak Result complies with AV limit, AV Result is deemed to comply with AV limit.  
 3. Peak detector: RBW: 1 MHz, VBW: 3 MHz;  
 4. Average detector: RBW: 1 MHz, VBW: 1/T MHz(refer to clause 7.1.);  
 5. For above 3GHz part, filter losses were only considered in the spurious frequency bands and the authorized band was not corrected for HPF losses;  
 6. Only the worst case emission was recorded, if it complies with the limit, the other emissions deemed to comply with the limit.



|           |         |              |         |
|-----------|---------|--------------|---------|
| Test Mode | Channel | Polarization | Verdict |
| 11N HT40  | MCH     | Horizontal   | PASS    |



PK Result:

| No. | Frequency  | Reading Level | Correct Factor | Result   | Limit    | Margin | Remark     |
|-----|------------|---------------|----------------|----------|----------|--------|------------|
|     | [MHz]      | [dBuV/m]      | [dB]           | [dBuV/m] | [dBuV/m] | [dB]   |            |
| 1   | 4438.3048  | 40.20         | 5.10           | 45.30    | 74.00    | -28.70 | Horizontal |
| 2   | 6874.2343  | 37.93         | 8.12           | 46.05    | 74.00    | -27.95 | Horizontal |
| 3   | 10810.3513 | 37.62         | 12.21          | 49.83    | 74.00    | -24.17 | Horizontal |
| 4   | 17236.7796 | 37.12         | 17.69          | 54.81    | 74.00    | -19.19 | Horizontal |
| 5   | 17810.6013 | 36.90         | 17.73          | 54.63    | 74.00    | -19.37 | Horizontal |
| 6   | 17960.6201 | 37.10         | 18.42          | 55.52    | 74.00    | -18.48 | Horizontal |

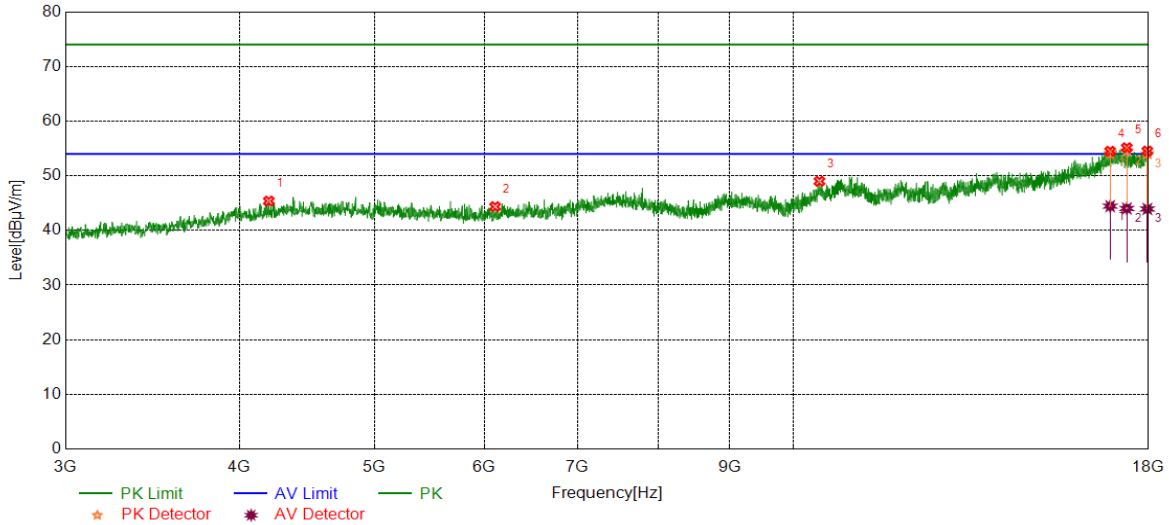
AV Result:

| No. | Frequency  | Reading Level | Correct Factor | Result   | Limit    | Margin | Remark     |
|-----|------------|---------------|----------------|----------|----------|--------|------------|
|     | [MHz]      | [dBuV/m]      | [dB]           | [dBuV/m] | [dBuV/m] | [dB]   |            |
| 1   | 17236.7796 | 26.79         | 17.69          | 44.48    | 54.00    | -9.52  | Horizontal |
| 2   | 17810.6013 | 25.55         | 17.73          | 43.28    | 54.00    | -10.72 | Horizontal |
| 3   | 17960.6201 | 26.83         | 18.42          | 45.25    | 54.00    | -8.75  | Horizontal |

- Note: 1. Measurement = Reading Level + Correct Factor;  
 2. If Peak Result complies with AV limit, AV Result is deemed to comply with AV limit.  
 3. Peak detector: RBW: 1 MHz, VBW: 3 MHz;  
 4. Average detector: RBW: 1 MHz, VBW: 1/T MHz(refer to clause 7.1.);  
 5. For above 3GHz part, filter losses were only considered in the spurious frequency bands and the authorized band was not corrected for HPF losses;  
 6. Only the worst case emission was recorded, if it complies with the limit, the other emissions deemed to comply with the limit.



|           |         |              |         |
|-----------|---------|--------------|---------|
| Test Mode | Channel | Polarization | Verdict |
| 11N HT40  | MCH     | Vertical     | PASS    |



PK Result:

| No. | Frequency  | Reading Level | Correct Factor | Result   | Limit    | Margin | Remark   |
|-----|------------|---------------|----------------|----------|----------|--------|----------|
|     | [MHz]      | [dBuV/m]      | [dB]           | [dBuV/m] | [dBuV/m] | [dB]   |          |
| 1   | 4200.1500  | 40.60         | 4.77           | 45.37    | 74.00    | -28.63 | Vertical |
| 2   | 6107.2634  | 38.51         | 5.84           | 44.35    | 74.00    | -29.65 | Vertical |
| 3   | 10444.6806 | 37.66         | 11.33          | 48.99    | 74.00    | -25.01 | Vertical |
| 4   | 16893.6117 | 36.62         | 17.87          | 54.49    | 74.00    | -19.51 | Vertical |
| 5   | 17366.1708 | 36.82         | 18.31          | 55.13    | 74.00    | -18.87 | Vertical |
| 6   | 17966.2458 | 36.57         | 17.96          | 54.53    | 74.00    | -19.47 | Vertical |

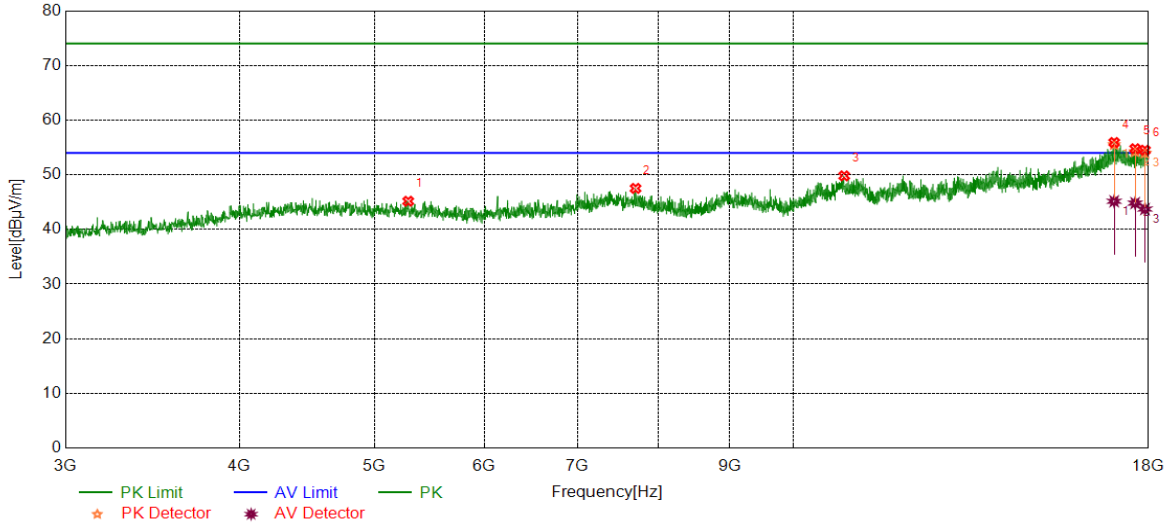
AV Result:

| No. | Frequency  | Reading Level | Correct Factor | Result   | Limit    | Margin | Remark   |
|-----|------------|---------------|----------------|----------|----------|--------|----------|
|     | [MHz]      | [dBuV/m]      | [dB]           | [dBuV/m] | [dBuV/m] | [dB]   |          |
| 1   | 16893.6117 | 26.57         | 17.87          | 44.44    | 54.00    | -9.56  | Vertical |
| 2   | 17366.1708 | 25.71         | 18.31          | 44.02    | 54.00    | -9.98  | Vertical |
| 3   | 17966.2458 | 25.97         | 17.96          | 43.93    | 54.00    | -10.07 | Vertical |

- Note: 1. Measurement = Reading Level + Correct Factor;  
 2. If Peak Result complies with AV limit, AV Result is deemed to comply with AV limit.  
 3. Peak detector: RBW: 1 MHz, VBW: 3 MHz;  
 4. Average detector: RBW: 1 MHz, VBW: 1/T MHz(refer to clause 7.1.);  
 5. For above 3GHz part, filter losses were only considered in the spurious frequency bands and the authorized band was not corrected for HPF losses;  
 6. Only the worst case emission was recorded, if it complies with the limit, the other emissions deemed to comply with the limit.



| Test Mode | Channel | Polarization | Verdict |
|-----------|---------|--------------|---------|
| 11N HT40  | HCH     | Horizontal   | PASS    |



PK Result:

| No. | Frequency  | Reading Level | Correct Factor | Result   | Limit    | Margin | Remark     |
|-----|------------|---------------|----------------|----------|----------|--------|------------|
|     | [MHz]      | [dBuV/m]      | [dB]           | [dBuV/m] | [dBuV/m] | [dB]   |            |
| 1   | 5289.6612  | 39.72         | 5.44           | 45.16    | 74.00    | -28.84 | Horizontal |
| 2   | 7704.9631  | 39.15         | 8.36           | 47.51    | 74.00    | -26.49 | Horizontal |
| 3   | 10879.7350 | 37.56         | 12.24          | 49.80    | 74.00    | -24.20 | Horizontal |
| 4   | 17006.1258 | 37.37         | 18.54          | 55.91    | 74.00    | -18.09 | Horizontal |
| 5   | 17606.2008 | 37.06         | 17.71          | 54.77    | 74.00    | -19.23 | Horizontal |
| 6   | 17894.9869 | 36.02         | 18.48          | 54.50    | 74.00    | -19.50 | Horizontal |

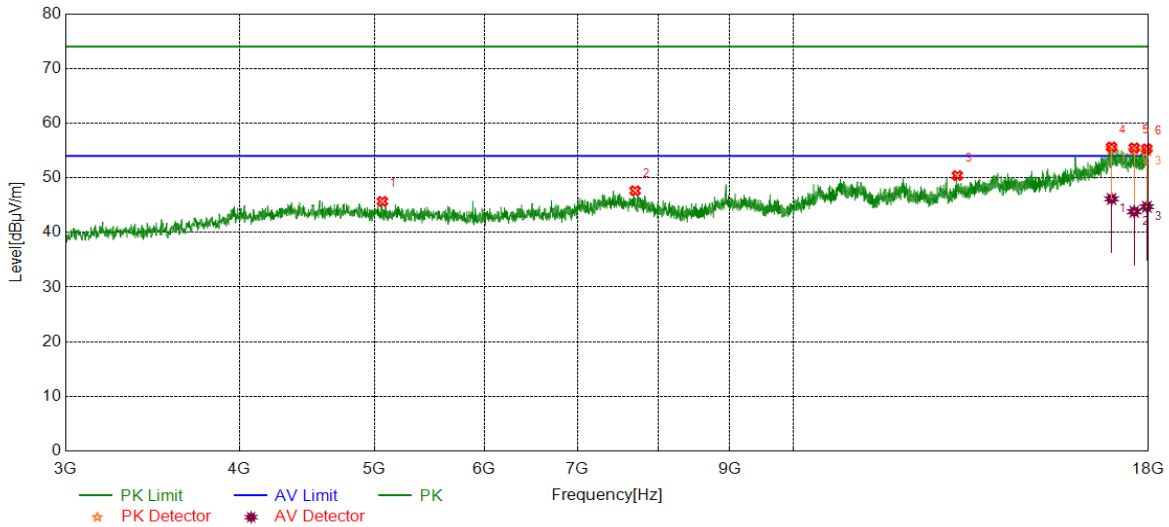
AV Result:

| No. | Frequency  | Reading Level | Correct Factor | Result   | Limit    | Margin | Remark     |
|-----|------------|---------------|----------------|----------|----------|--------|------------|
|     | [MHz]      | [dBuV/m]      | [dB]           | [dBuV/m] | [dBuV/m] | [dB]   |            |
| 1   | 17006.1258 | 26.61         | 18.54          | 45.15    | 54.00    | -8.85  | Horizontal |
| 2   | 17606.2008 | 27.11         | 17.71          | 44.82    | 54.00    | -9.18  | Horizontal |
| 3   | 17894.9869 | 25.25         | 18.48          | 43.73    | 54.00    | -10.27 | Horizontal |

- Note: 1. Measurement = Reading Level + Correct Factor;  
 2. If Peak Result complies with AV limit, AV Result is deemed to comply with AV limit.  
 3. Peak detector: RBW: 1 MHz, VBW: 3 MHz;  
 4. Average detector: RBW: 1 MHz, VBW: 1/T MHz(refer to clause 7.1.);  
 5. For above 3GHz part, filter losses were only considered in the spurious frequency bands and the authorized band was not corrected for HPF losses;  
 6. Only the worst case emission was recorded, if it complies with the limit, the other emissions deemed to comply with the limit.



|           |         |              |         |
|-----------|---------|--------------|---------|
| Test Mode | Channel | Polarization | Verdict |
| 11N HT40  | HCH     | Vertical     | PASS    |



PK Result:

| No. | Frequency  | Reading Level | Correct Factor | Result   | Limit    | Margin | Remark   |
|-----|------------|---------------|----------------|----------|----------|--------|----------|
|     | [MHz]      | [dBuV/m]      | [dB]           | [dBuV/m] | [dBuV/m] | [dB]   |          |
| 1   | 5068.3835  | 40.28         | 5.41           | 45.69    | 74.00    | -28.31 | Vertical |
| 2   | 7699.3374  | 39.10         | 8.52           | 47.62    | 74.00    | -26.38 | Vertical |
| 3   | 13118.7648 | 38.15         | 12.25          | 50.40    | 74.00    | -23.60 | Vertical |
| 4   | 16932.9916 | 37.24         | 18.39          | 55.63    | 74.00    | -18.37 | Vertical |
| 5   | 17579.9475 | 37.92         | 17.56          | 55.48    | 74.00    | -18.52 | Vertical |
| 6   | 17949.3687 | 36.75         | 18.55          | 55.30    | 74.00    | -18.70 | Vertical |

AV Result:

| No. | Frequency  | Reading Level | Correct Factor | Result   | Limit    | Margin | Remark   |
|-----|------------|---------------|----------------|----------|----------|--------|----------|
|     | [MHz]      | [dBuV/m]      | [dB]           | [dBuV/m] | [dBuV/m] | [dB]   |          |
| 1   | 16932.9916 | 27.74         | 18.39          | 46.13    | 54.00    | -7.87  | Vertical |
| 2   | 17579.9475 | 26.24         | 17.56          | 43.80    | 54.00    | -10.20 | Vertical |
| 3   | 17949.3687 | 26.15         | 18.55          | 44.70    | 54.00    | -9.30  | Vertical |

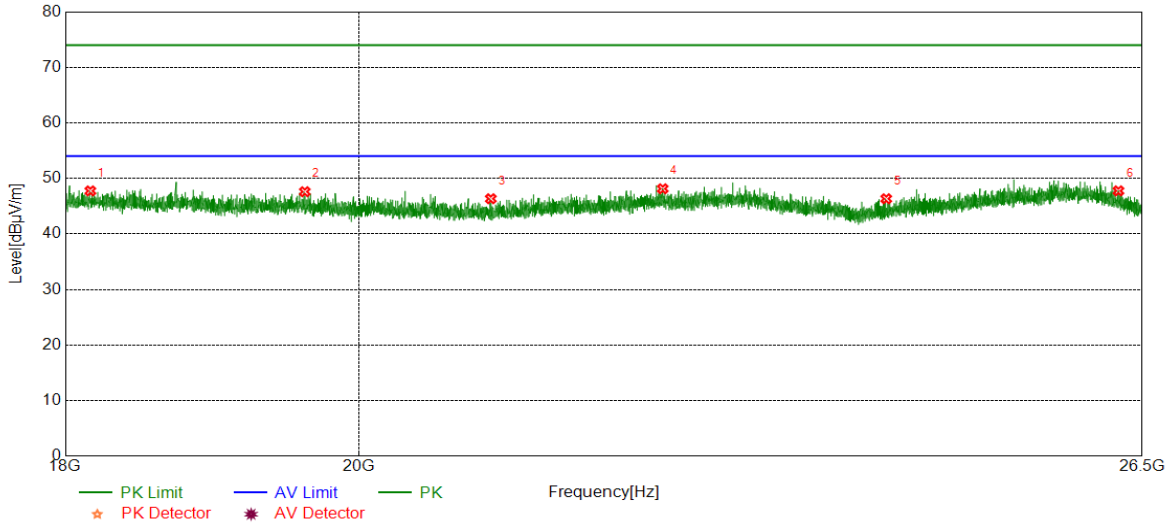
- Note: 1. Measurement = Reading Level + Correct Factor;  
 2. If Peak Result complies with AV limit, AV Result is deemed to comply with AV limit.  
 3. Peak detector: RBW: 1 MHz, VBW: 3 MHz;  
 4. Average detector: RBW: 1 MHz, VBW: 1/T MHz(refer to clause 7.1.);  
 5. For above 3GHz part, filter losses were only considered in the spurious frequency bands and the authorized band was not corrected for HPF losses;  
 6. Only the worst case emission was recorded, if it complies with the limit, the other emissions deemed to comply with the limit.



**Part III: 18GHz~26.5GHz**

**SPURIOUS EMISSIONS 18GHz TO 26.5GHz (WORST-CASE CONFIGURATION)**

| Test Mode | Channel | Polarization | Verdict |
|-----------|---------|--------------|---------|
| 11B       | HCH     | Horizontal   | PASS    |

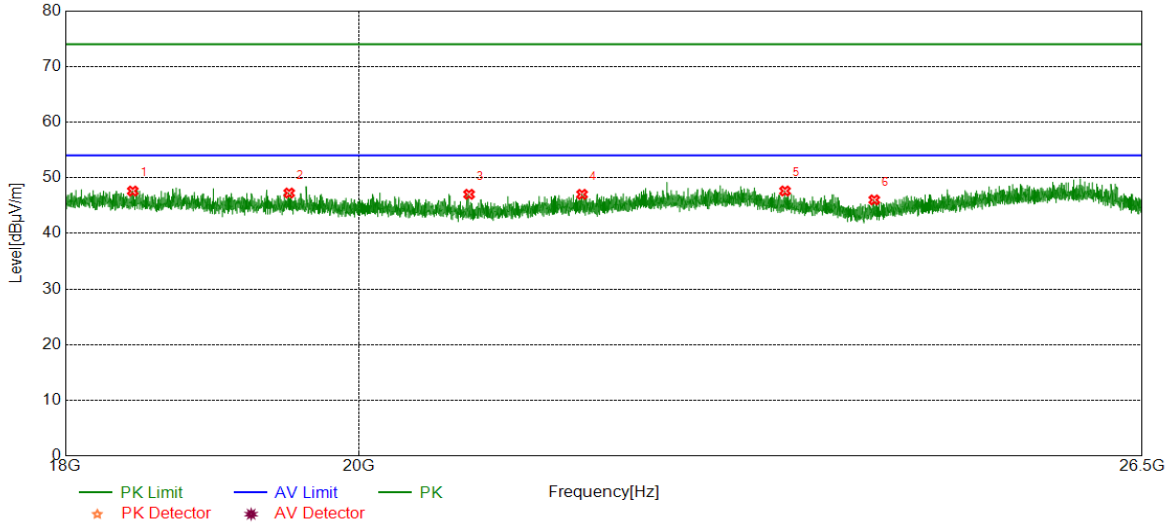


| No. | Frequency  | Reading Level | Correct Factor | Result   | Limit    | Margin | Remark     |
|-----|------------|---------------|----------------|----------|----------|--------|------------|
|     | [MHz]      | [dBuV/m]      | [dB]           | [dBuV/m] | [dBuV/m] | [dB]   |            |
| 1   | 18162.3662 | 48.82         | -1.07          | 47.75    | 74.00    | -26.25 | Horizontal |
| 2   | 19616.8617 | 48.30         | -0.69          | 47.61    | 74.00    | -26.39 | Horizontal |
| 3   | 20972.7473 | 47.33         | -0.99          | 46.34    | 74.00    | -27.66 | Horizontal |
| 4   | 22309.0809 | 47.59         | 0.55           | 48.14    | 74.00    | -25.86 | Horizontal |
| 5   | 24174.1674 | 47.33         | -0.99          | 46.34    | 74.00    | -27.66 | Horizontal |
| 6   | 26277.2777 | 46.62         | 1.14           | 47.76    | 74.00    | -26.24 | Horizontal |

- Note: 1. If Peak Result complies with AV limit, AV Result is deemed to comply with AV limit.  
 2. Test setup: RBW: 1 MHz, VBW: 3 MHz, Sweep time: auto.  
 3. Measurement = Reading Level + Correct Factor.  
 4. Only the worst case emission was recorded, if it complies with the limit, the other emissions deemed to comply with the limit.



| Test Mode | Channel | Polarization | Verdict |
|-----------|---------|--------------|---------|
| 11B       | HCH     | Vertical     | PASS    |



| No. | Frequency  | Reading Level | Correct Factor | Result   | Limit    | Margin | Remark   |
|-----|------------|---------------|----------------|----------|----------|--------|----------|
|     | [MHz]      | [dBuV/m]      | [dB]           | [dBuV/m] | [dBuV/m] | [dB]   |          |
| 1   | 18441.1941 | 48.57         | -0.96          | 47.61    | 74.00    | -26.39 | Vertical |
| 2   | 19507.2007 | 47.97         | -0.72          | 47.25    | 74.00    | -26.75 | Vertical |
| 3   | 20809.5310 | 47.92         | -0.90          | 47.02    | 74.00    | -26.98 | Vertical |
| 4   | 21671.5172 | 47.30         | -0.28          | 47.02    | 74.00    | -26.98 | Vertical |
| 5   | 23311.3311 | 47.20         | 0.42           | 47.62    | 74.00    | -26.38 | Vertical |
| 6   | 24070.4570 | 47.16         | -1.14          | 46.02    | 74.00    | -27.98 | Vertical |

- Note: 1. If Peak Result complies with AV limit, AV Result is deemed to comply with AV limit.  
 2. Test setup: RBW: 1 MHz, VBW: 3 MHz, Sweep time: auto.  
 3. Measurement = Reading Level + Correct Factor.  
 4. Only the worst case emission was recorded, if it complies with the limit, the other emissions deemed to comply with the limit.

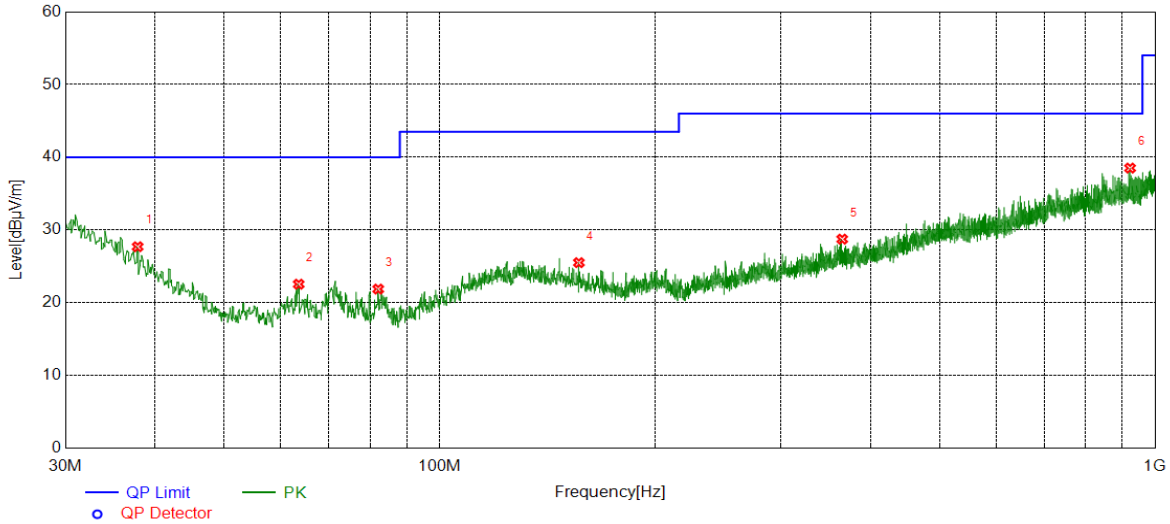




**Part IV: 30MHz~1GHz**

**SPURIOUS EMISSIONS 30M TO 1GHz (WORST-CASE CONFIGURATION)**

| Test Mode | Channel | Polarization | Verdict |
|-----------|---------|--------------|---------|
| 11B       | HCH     | Horizontal   | PASS    |

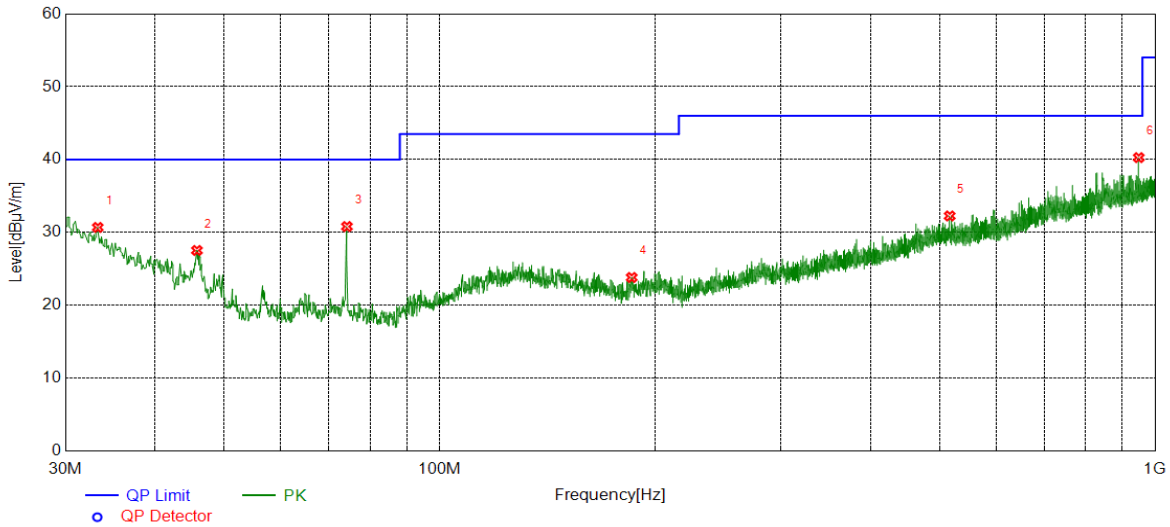


| No. | Frequency | Reading Level | Correct Factor | Result   | Limit    | Margin | Remark     |
|-----|-----------|---------------|----------------|----------|----------|--------|------------|
|     | [MHz]     | [dBuV/m]      | [dB]           | [dBuV/m] | [dBuV/m] | [dB]   |            |
| 1   | 37.8578   | 5.70          | 22.00          | 27.70    | 40.00    | -12.30 | Horizontal |
| 2   | 63.5654   | 8.25          | 14.30          | 22.55    | 40.00    | -17.45 | Horizontal |
| 3   | 82.0942   | 7.48          | 14.40          | 21.88    | 40.00    | -18.12 | Horizontal |
| 4   | 156.5977  | 6.51          | 19.00          | 25.51    | 43.50    | -17.99 | Horizontal |
| 5   | 365.3625  | 6.68          | 22.06          | 28.74    | 46.00    | -17.26 | Horizontal |
| 6   | 922.6833  | 7.09          | 31.42          | 38.51    | 46.00    | -7.49  | Horizontal |

Note: 1. If Peak Result complies with QP limit, QP Result is deemed to comply with QP limit.  
 2. Test setup: RBW: 120 kHz, VBW: 300 kHz, Sweep time: auto.  
 3. Measurement = Reading Level + Correct Factor.



| Test Mode | Channel | Polarization | Verdict |
|-----------|---------|--------------|---------|
| 11B       | HCH     | Vertical     | PASS    |



| No. | Frequency | Reading Level | Correct Factor | Result   | Limit    | Margin | Remark   |
|-----|-----------|---------------|----------------|----------|----------|--------|----------|
|     | [MHz]     | [dBuV/m]      | [dB]           | [dBuV/m] | [dBuV/m] | [dB]   |          |
| 1   | 33.2983   | 5.74          | 24.95          | 30.69    | 40.00    | -9.31  | Vertical |
| 2   | 45.8126   | 10.41         | 17.12          | 27.53    | 40.00    | -12.47 | Vertical |
| 3   | 74.2364   | 16.20         | 14.61          | 30.81    | 40.00    | -9.19  | Vertical |
| 4   | 185.6036  | 5.58          | 18.24          | 23.82    | 43.50    | -19.68 | Vertical |
| 5   | 516.4066  | 6.34          | 25.92          | 32.26    | 46.00    | -13.74 | Vertical |
| 6   | 948.7789  | 8.50          | 31.77          | 40.27    | 46.00    | -5.73  | Vertical |

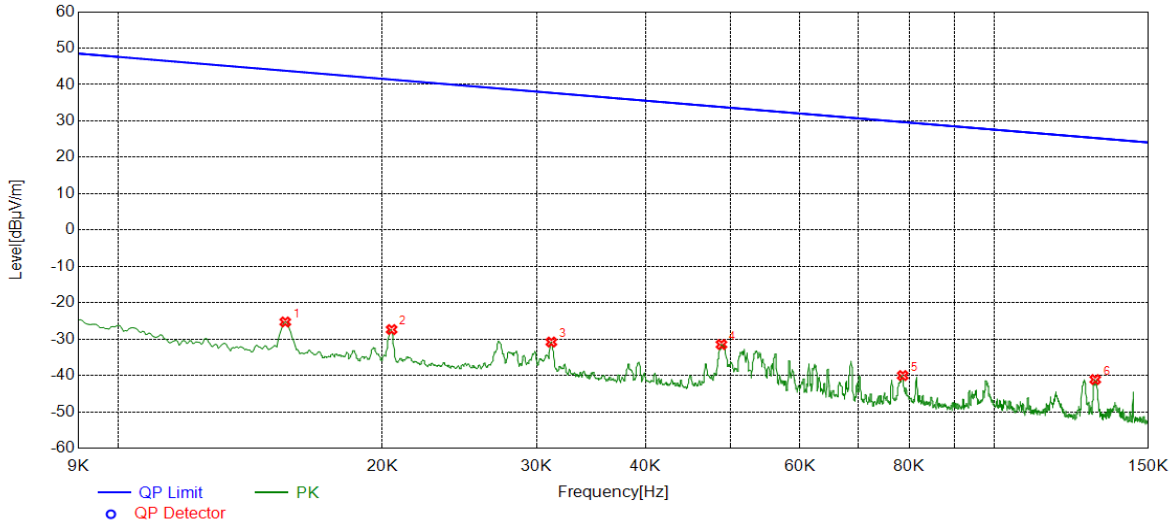
Note: 1. If Peak Result complies with QP limit, QP Result is deemed to comply with QP limit.  
 2. Test setup: RBW: 120 kHz, VBW: 300 kHz, Sweep time: auto.  
 3. Measurement = Reading Level + Correct Factor.



**Part V: 9KHz~30MHz**

**SPURIOUS EMISSIONS Below 30MHz (WORST CASE CONFIGURATION-FACE ON)**

| Test Mode | Channel | Frequency Range | Verdict |
|-----------|---------|-----------------|---------|
| 11B       | HCH     | 9kHz~150kHz     | PASS    |

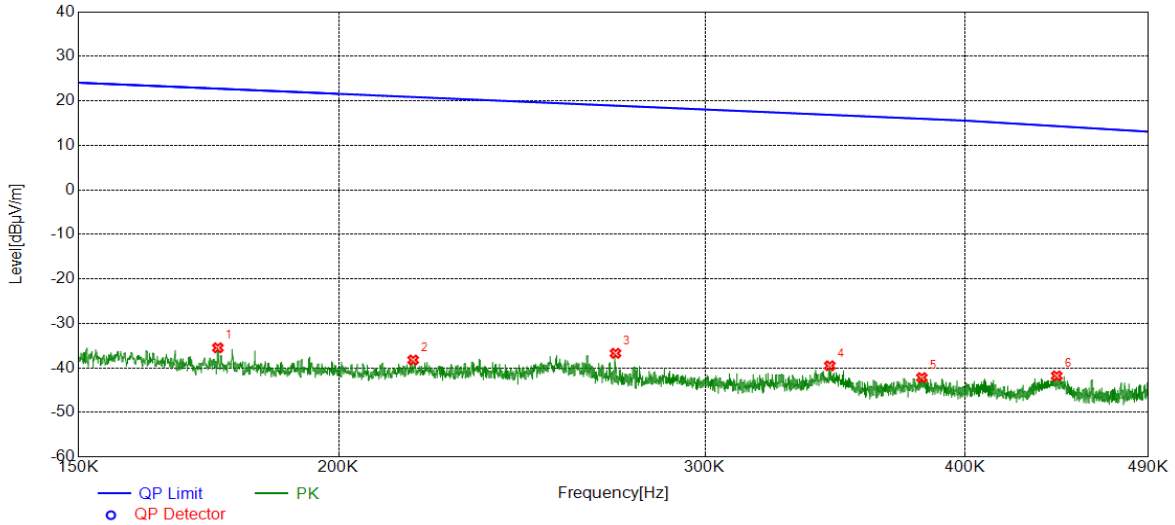


| No. | Frequency | Reading Level | Correct Factor | Result   | Limit    | Margin | Remark     |
|-----|-----------|---------------|----------------|----------|----------|--------|------------|
|     | [MHz]     | [dBuV/m]      | [dB]           | [dBuV/m] | [dBuV/m] | [dB]   |            |
| 1   | 0.0155    | 35.69         | -60.98         | -25.29   | 43.77    | -69.06 | Horizontal |
| 2   | 0.0205    | 33.47         | -60.85         | -27.38   | 41.38    | -68.76 | Horizontal |
| 3   | 0.0312    | 30.11         | -60.92         | -30.81   | 37.72    | -68.53 | Horizontal |
| 4   | 0.0488    | 29.54         | -61.03         | -31.49   | 33.83    | -65.32 | Horizontal |
| 5   | 0.0786    | 21.30         | -61.33         | -40.03   | 29.69    | -69.72 | Horizontal |
| 6   | 0.1304    | 19.96         | -61.08         | -41.12   | 25.30    | -66.42 | Horizontal |

- Note: 1. Measurement = Reading Level + Correct Factor.  
 2. If Peak Result complies with AV and QP limit, AV and QP Result are deemed to comply with AV limit.  
 3. All 3 polarizations(Horizontal, Face-on and Face-off) of the loop antenna had been tested, but only the worst data recorded in the report.



| Test Mode | Channel | Frequency Range | Verdict |
|-----------|---------|-----------------|---------|
| 11B       | HCH     | 150kHz~490kHz   | PASS    |

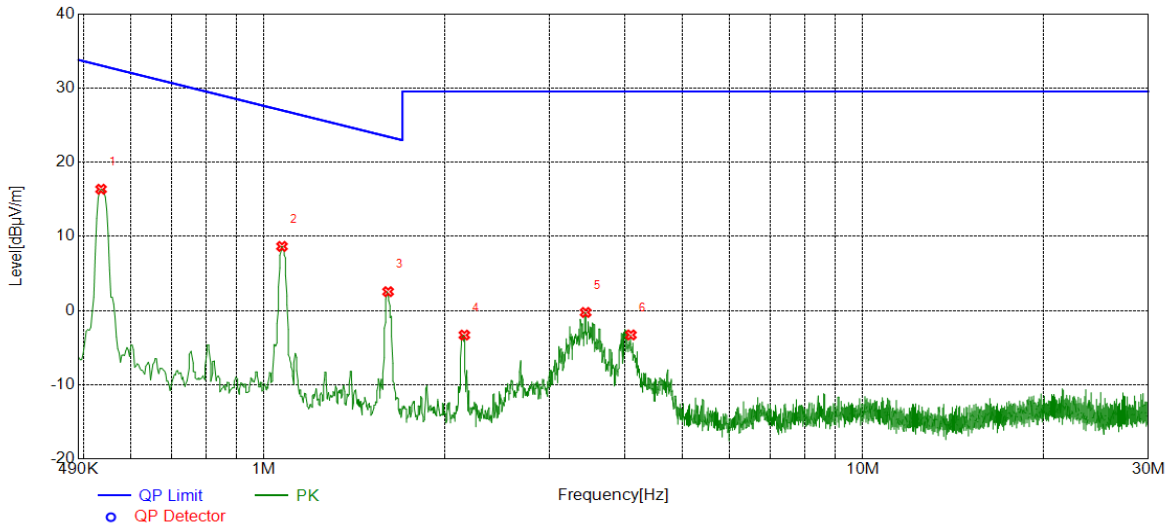


| No. | Frequency | Reading Level | Correct Factor | Result   | Limit    | Margin | Remark   |
|-----|-----------|---------------|----------------|----------|----------|--------|----------|
|     | [MHz]     | [dBuV/m]      | [dB]           | [dBuV/m] | [dBuV/m] | [dB]   |          |
| 1   | 0.1750    | 25.71         | -61.19         | -35.48   | 22.75    | -58.23 | Vertical |
| 2   | 0.2172    | 22.75         | -60.97         | -38.22   | 20.87    | -59.09 | Vertical |
| 3   | 0.2717    | 24.07         | -60.79         | -36.72   | 18.92    | -55.64 | Vertical |
| 4   | 0.3444    | 21.20         | -60.72         | -39.52   | 16.86    | -56.38 | Vertical |
| 5   | 0.3813    | 18.51         | -60.69         | -42.18   | 15.98    | -58.16 | Vertical |
| 6   | 0.4427    | 18.85         | -60.64         | -41.79   | 14.32    | -56.11 | Vertical |

- Note: 1. Measurement = Reading Level + Correct Factor.  
 2. If Peak Result complies with AV and QP limit, AV and QP Result are deemed to comply with AV limit.  
 3. All 3 polarizations(Horizontal, Face-on and Face-off) of the loop antenna had been tested, but only the worst data recorded in the report.



| Test Mode | Channel | Frequency Range | Verdict |
|-----------|---------|-----------------|---------|
| 11B       | HCH     | 490kHz~30MHz    | PASS    |



| No. | Frequency | Reading Level | Correct Factor | Result   | Limit    | Margin | Remark   |
|-----|-----------|---------------|----------------|----------|----------|--------|----------|
|     | [MHz]     | [dBuV/m]      | [dB]           | [dBuV/m] | [dBuV/m] | [dB]   |          |
| 1   | 0.5343    | 36.96         | -20.60         | 16.36    | 33.05    | -16.69 | Vertical |
| 2   | 1.0714    | 29.00         | -20.35         | 8.65     | 27.01    | -18.36 | Vertical |
| 3   | 1.6115    | 22.82         | -20.27         | 2.55     | 23.46    | -20.91 | Vertical |
| 4   | 2.1604    | 16.95         | -20.25         | -3.30    | 29.54    | -32.84 | Vertical |
| 5   | 3.4442    | 20.03         | -20.28         | -0.25    | 29.54    | -29.79 | Vertical |
| 6   | 4.0994    | 16.78         | -20.06         | -3.28    | 29.54    | -32.82 | Vertical |

- Note: 1. Measurement = Reading Level + Correct Factor.  
 2. If Peak Result complies with AV and QP limit, AV and QP Result are deemed to comply with AV limit.  
 3. All 3 polarizations(Horizontal, Face-on and Face-off) of the loop antenna had been tested, but only the worst data recorded in the report.

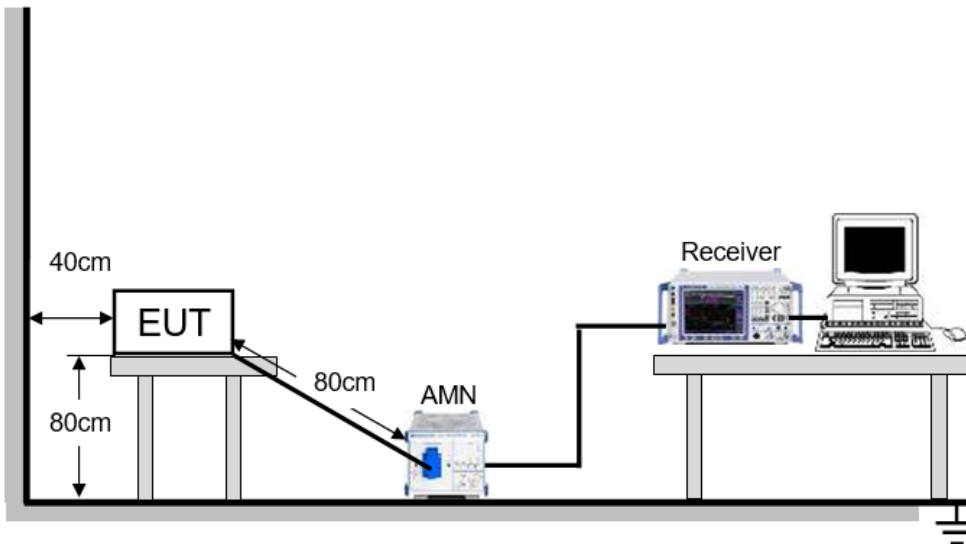
## 8. AC POWER LINE CONDUCTED EMISSIONS

### LIMITS

Please refer to FCC §15.207 (a)

| FREQUENCY (MHz) | Limit (dBuV) |           |
|-----------------|--------------|-----------|
|                 | Quasi-peak   | Average   |
| 0.15 -0.5       | 66 - 56 *    | 56 - 46 * |
| 0.50 -5.0       | 56.00        | 46.00     |
| 5.0 -30.0       | 60.00        | 50.00     |

### TEST SETUP AND PROCEDURE

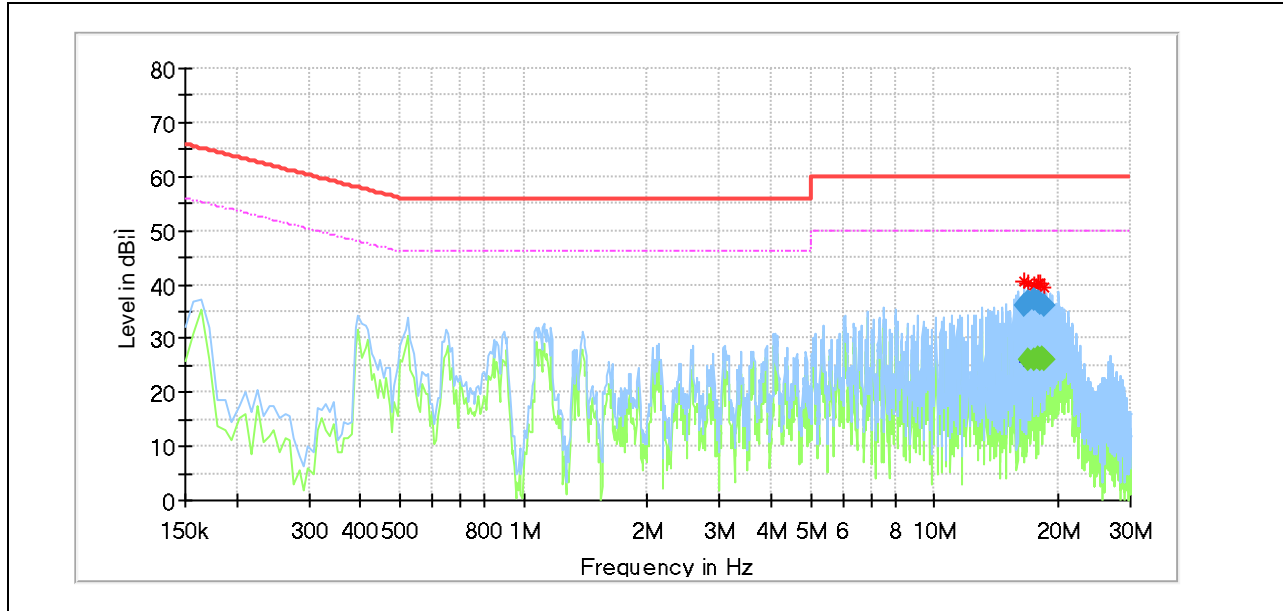


The EUT is put on a table of non-conducting material that is 80cm high. The vertical conducting wall of shielding is located 40cm to the rear of the EUT. The power line of the EUT is connected to the AC mains through a Artificial Mains Network (A.M.N.). A EMI Measurement Receiver (R&S Test Receiver ESR3) is used to test the emissions from both sides of AC line. According to the requirements in Section 6.2 of ANSI C63.10-2013. Conducted emissions from the EUT measured in the frequency range between 0.15 MHz and 30MHz using CISPR Quasi-Peak and average detector mode. The bandwidth of EMI test receiver is set at 9kHz.

The arrangement of the equipment is installed to meet the standards and operating in a manner, which tends to maximize its emission characteristics in a normal application.



**LINE L RESULTS (WORST-CASE CONFIGURATION)**

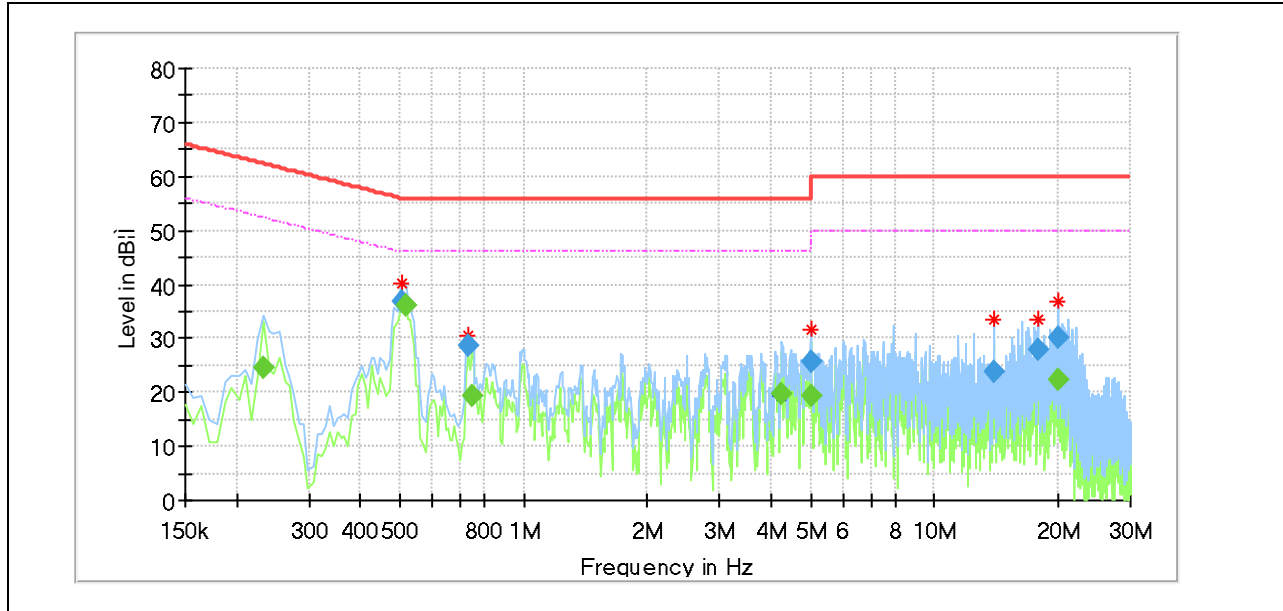


**Final\_Result**

| Frequency [MHz] | QuasiPeak [dBµV] | Average [dBµV] | Limit [dBµV] | Margin [dB] | Meas. Time [ms] | Bandwidth [kHz] | Line | Filter | Corr. [dB] |
|-----------------|------------------|----------------|--------------|-------------|-----------------|-----------------|------|--------|------------|
| 16.589888       | 35.91            | ---            | 60.00        | 24.09       | 1000.0          | 9.000           | L1   | OFF    | 9.5        |
| 16.836150       | ---              | 25.96          | 50.00        | 24.04       | 1000.0          | 9.000           | L1   | OFF    | 9.6        |
| 16.836150       | 36.94            | ---            | 60.00        | 23.06       | 1000.0          | 9.000           | L1   | OFF    | 9.6        |
| 17.530163       | ---              | 26.00          | 50.00        | 24.00       | 1000.0          | 9.000           | L1   | OFF    | 9.6        |
| 17.530163       | 37.05            | ---            | 60.00        | 22.95       | 1000.0          | 9.000           | L1   | OFF    | 9.6        |
| 17.828663       | ---              | 26.38          | 50.00        | 23.62       | 1000.0          | 9.000           | L1   | OFF    | 9.6        |
| 17.828663       | 36.76            | ---            | 60.00        | 23.24       | 1000.0          | 9.000           | L1   | OFF    | 9.6        |
| 18.060000       | ---              | 26.08          | 50.00        | 23.92       | 1000.0          | 9.000           | L1   | OFF    | 9.6        |
| 18.060000       | 36.48            | ---            | 60.00        | 23.52       | 1000.0          | 9.000           | L1   | OFF    | 9.6        |
| 18.328650       | ---              | 26.37          | 50.00        | 23.63       | 1000.0          | 9.000           | L1   | OFF    | 9.6        |
| 18.530138       | ---              | 26.04          | 50.00        | 23.96       | 1000.0          | 9.000           | L1   | OFF    | 9.6        |
| 18.530138       | 36.03            | ---            | 60.00        | 23.97       | 1000.0          | 9.000           | L1   | OFF    | 9.6        |

- Note: 1. If QP Result complies with AV limit, AV Result is deemed to comply with AV limit.  
 2. Test setup: RBW: 200 Hz (9 kHz—150 kHz), 9 kHz (150 kHz—30 MHz).  
 3. Step size: 80Hz (0.009MHz-0.15MHz), 4 kHz (0.15MHz-30MHz), Scan time: auto.  
 4. The extension cord/outlet strip was calibrated with the LISN as required by ANSI C63.10:2013 Clause 6.2.2.  
 5. Pre-testing all test modes and channels, and find the HCH of 11b which is the worst case, so only the worst case is included in this test report.

**LINE N RESULTS (WORST-CASE CONFIGURATION)**



**Final\_Result**

| Frequency [MHz] | QuasiPeak [dBμV] | Average [dBμV] | Limit [dBμV] | Margin [dB] | Meas. Time [ms] | Bandwidth [kHz] | Line | Filter | Corr. [dB] |
|-----------------|------------------|----------------|--------------|-------------|-----------------|-----------------|------|--------|------------|
| 0.232088        | ---              | 24.53          | 52.38        | 27.84       | 1000.0          | 9.000           | N    | OFF    | 9.6        |
| 0.508200        | 36.95            | ---            | 56.00        | 19.05       | 1000.0          | 9.000           | N    | OFF    | 9.6        |
| 0.515663        | ---              | 36.06          | 46.00        | 9.95        | 1000.0          | 9.000           | N    | OFF    | 9.6        |
| 0.732075        | 28.56            | ---            | 56.00        | 27.44       | 1000.0          | 9.000           | N    | OFF    | 9.5        |
| 0.747000        | ---              | 19.23          | 46.00        | 26.77       | 1000.0          | 9.000           | N    | OFF    | 9.5        |
| 4.254375        | ---              | 19.55          | 46.00        | 26.45       | 1000.0          | 9.000           | N    | OFF    | 9.6        |
| 4.993163        | 25.66            | ---            | 56.00        | 30.34       | 1000.0          | 9.000           | N    | OFF    | 9.7        |
| 4.993163        | ---              | 19.37          | 46.00        | 26.63       | 1000.0          | 9.000           | N    | OFF    | 9.7        |
| 13.948163       | 23.84            | ---            | 60.00        | 36.16       | 1000.0          | 9.000           | N    | OFF    | 9.5        |
| 17.925675       | 27.85            | ---            | 60.00        | 32.15       | 1000.0          | 9.000           | N    | OFF    | 9.6        |
| 20.074875       | ---              | 22.48          | 50.00        | 27.52       | 1000.0          | 9.000           | N    | OFF    | 9.6        |
| 20.074875       | 30.01            | ---            | 60.00        | 29.99       | 1000.0          | 9.000           | N    | OFF    | 9.6        |

- Note: 1. If QP Result complies with AV limit, AV Result is deemed to comply with AV limit.  
 2. Test setup: RBW: 200 Hz (9 kHz—150 kHz), 9 kHz (150 kHz—30 MHz).  
 3. Step size: 80Hz (0.009MHz-0.15MHz), 4 kHz (0.15MHz-30MHz), Scan time: auto.  
 4. The extension cord/outlet strip was calibrated with the LISN as required by ANSI C63.10:2013 Clause 6.2.2.  
 5. Pre-testing all test modes and channels, and find the HCH of 11b which is the worst case, so only the worst case is included in this test report.





## 9. ANTENNA REQUIREMENTS

### APPLICABLE REQUIREMENTS

Please refer to FCC §15.203

An intentional radiator shall be designed to ensure that no antenna other than that furnished by the responsible party shall be used with the device. The use of a permanently attached antenna or of an antenna that uses a unique coupling to the intentional radiator shall be considered sufficient to comply with the provisions of this section. The manufacturer may design the unit so that a broken antenna can be replaced by the user, but the use of a standard antenna jack or electrical connector is prohibited.

Please refer to FCC §15.247(b)(4)

The conducted output power limit specified in paragraph (b) of this section is based on the use of antennas with directional gains that do not exceed 6 dBi. Except as shown in paragraph (c) of this section, if transmitting antennas of directional gain greater than 6 dBi are used, the conducted output power from the intentional radiator shall be reduced below the stated values in paragraphs (b)(1), (b)(2), and (b)(3) of this section, as appropriate, by the amount in dB that the directional gain of the antenna exceeds 6 dBi.

### ANTENNA GAIN

The antenna gain of EUT is less than 6 dBi

**END OF REPORT**