

# KRAKATOA

## RADIO-CONTROLLED DRAGON

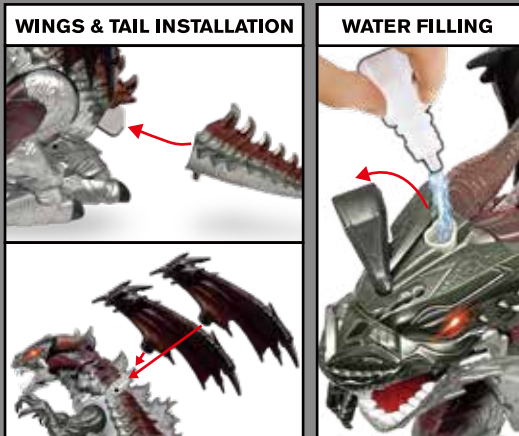
PLEASE READ ALL INSTRUCTIONS CAREFULLY BEFORE OPERATING AND RETAIN THESE INSTRUCTIONS AND THE PACKAGE FOR FUTURE REFERENCE.



### 1 ATTENTION ADULTS

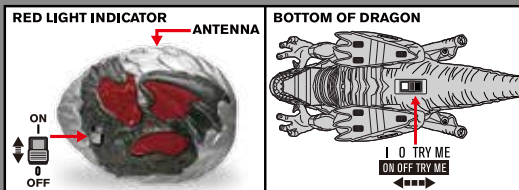
- Before operating please read all SAFETY RULES and OPERATING INSTRUCTIONS.

### 2 INSTALLATIONS



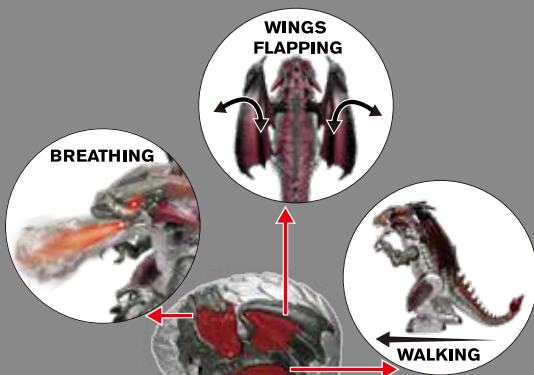
For Fire-Breathing Action, use Dropper (included) to fill in water. Only add around half a Dropper of water in an empty water container. Only use clean and room temperature water. Do not use salt water or soapy water. After playing, open the water cover and put the Dragon upside-down to remove any remaining water.

### 3 PAIRING THE CONTROLLER WITH THE DRAGON



- Pair the Controller with the Dragon before operating.
- Make sure all batteries are installed in the Dragon and Controller at the correct polarities.
- Turn the "I/O" (ON/OFF) switch of the Controller to "I" position first, then quickly turn the "I/O/TRY ME" (ON/OFF/TRY ME) switch of the Dragon to "I" position.
- After pairing is complete, the Controller's "Red Light Indicator" will change from "Blinking Mode" to "OFF".
- If the "Red Light Indicator" on the Controller keeps flashing after about 12 seconds, turn the "I/O/TRY ME" (ON/OFF/TRY ME) switch of the Dragon and the "I/O" (ON/OFF) switch of the controller to "O" position and try again.
- If several Dragon are to be used at the same time, each Dragon and Controller must be paired individually.
- Up to 6 Dragons can be paired at one site.

### 4 OPERATING INSTRUCTIONS



**WARNING:**  
CHOKING HAZARD - Small parts.  
Not for children under 3 years old.

### 5 SAFETY PRECAUTIONS

- For your safety, NEVER play with this Toy on or near the street or highway.
- Adult supervision is recommended when playing.
- This toy is not suitable for children under 3 years.
- Keep your hair, fingers and clothing away from the Dragon when the "I/O/TRY ME" (ON/OFF/TRY ME) switch of the Dragon is turned to "I" position.
- When not operating, turn both the "I/O/TRY ME" (ON/OFF/TRY ME) switch of the Dragon and the "I/O" (ON/OFF) switch of the controller to "O" position to prevent unintended or accidental operation and remove all batteries.
- Do not operate Dragon in water, snow, ice or sand.
- If Dragon or controller gets wet, dry thoroughly before operating.
- Check the condition of Dragon, controller, and batteries regularly to insure proper operation.
- Do not operate if the Dragon and / or Controller are damaged.
- Never lift up the Dragon while it is moving.
- Do not modify or disassemble the Dragon or Controller
- Do not operate Dragon during rain or thunderstorms.
- Never use people, pets or animals as obstacles.
- Do not run Dragon into hard surfaces, furniture, or objects. This will cause damage to both the Dragon and the objects.

### 6 OPERATION TIPS

- Always point the Controller antenna upward for better transmission.
- If the Dragon is left idle for more than 5 minutes, the Dragon will enter "sleep mode". Turn the "I/O/TRY ME" (ON/OFF/TRY ME) switch of the Dragon and the "I/O" (ON/OFF) switch of the controller to "O" position then restart pairing.
- Do not leave Dragon or Controller outdoors overnight. Dampness may damage interior components.
- Keep the Toy in a dry, cool place when not in use.
- Do not leave in direct sunlight.
- If your Dragon starts to slow down, it is time to change batteries.
- For storage, every time turn both the "I/O/TRY ME" (ON/OFF/TRY ME) switch of the Dragon and the "I/O" (ON/OFF) switch of the controller to "O" position, and remove all batteries.
- Never immerse the Dragon and / or Controller in water.
- When the Dragon and / or Controller get wet, wipe with dry towel and remove all batteries. Let them dry completely overnight and use new batteries for next operation.
- Dragon may malfunction if exposed to static power or electrostatic source. Remove and reinstall Controller batteries to resume normal operation.

### 7 BATTERY INFORMATION

- Remove batteries from the Dragon and controller when not in use.
- Do not mix old and new batteries together.
- Do not mix alkaline, standard (carbon-zinc) or rechargeable (nickel-cadmium) batteries.
- Non-rechargeable batteries are not to be recharged.
- Remove exhausted batteries from the toy.
- Supply terminals are not to be short circuited.
- For best performance, alkaline batteries are recommended.
- Do not dispose of batteries in fire. Batteries may explode or leak.

### 8 TRANSMITTER AND RECEIVER

Since radio waves control this Dragon and in order to avoid interruption, do not operate this Vehicle near electrical or telephone lines, cb interference, CD players, mobile phones, elevators, steel girders, other electronic devices and near highways.

### CONFORMS TO TOY SAFETY STANDARDS ASTM F963.

NOTE: THIS EQUIPMENT HAS BEEN TESTED AND FOUND TO COMPLY WITH THE LIMITS FOR A CLASS B DIGITAL DEVICE, PURSUANT TO PART 15 OF THE FCC RULES. THESE LIMITS ARE DESIGNED TO PROVIDE REASONABLE PROTECTION AGAINST HARMFUL INTERFERENCE IN A RESIDENTIAL INSTALLATION. THIS EQUIPMENT GENERATES, USES AND CAN RADIATE RADIO FREQUENCY ENERGY AND, IF NOT INSTALLED AND USED IN ACCORDANCE WITH THE INSTRUCTIONS, MAY CAUSE HARMFUL INTERFERENCE TO RADIO COMMUNICATIONS. HOWEVER, THERE IS NO GUARANTEE THAT INTERFERENCE WILL NOT OCCUR IN A PARTICULAR INSTALLATION. IF THIS EQUIPMENT DOES CAUSE HARMFUL INTERFERENCE TO RADIO OR TELEVISION RECEPTION, WHICH CAN BE DETERMINED BY TURNING THE EQUIPMENT OFF AND ON, THE USER IS ENCOURAGED TO TRY TO CORRECT THE INTERFERENCE BY ONE OR MORE OF THE FOLLOWING MEASURES:

- REORIENT OR RELOCATE THE RECEIVING ANTENNA.
- INCREASE THE SEPARATION BETWEEN THE EQUIPMENT AND RECEIVER.
- CONNECT THE EQUIPMENT INTO AN OUTLET ON A CIRCUIT DIFFERENT FROM THAT TO WHICH THE RECEIVER IS CONNECTED.
- CONSULT THE DEALER OR AN EXPERIENCED RADIO/TV TECHNICIAN FOR HELP.

Warning: Changes or modifications to this unit not expressly approved by the party responsible for compliance could void the user's authority to operate the equipment

FCC Radiation Exposure Statement:

This equipment complies with FCC radiation exposure limits set forth for an uncontrolled environment. This transmitter must not be co-located or operating in conjunction with any other antenna or transmitter.

This device complies with Part 15 of the FCC Rules.

Operation is subject to the following two conditions:  
(1) this device may not cause harmful interference, and  
(2) this device must accept any interference received, including interference that may cause undesired operation.

82902

Walmart Inc.,  
Bentonville, AR72716  
Walmart.com