

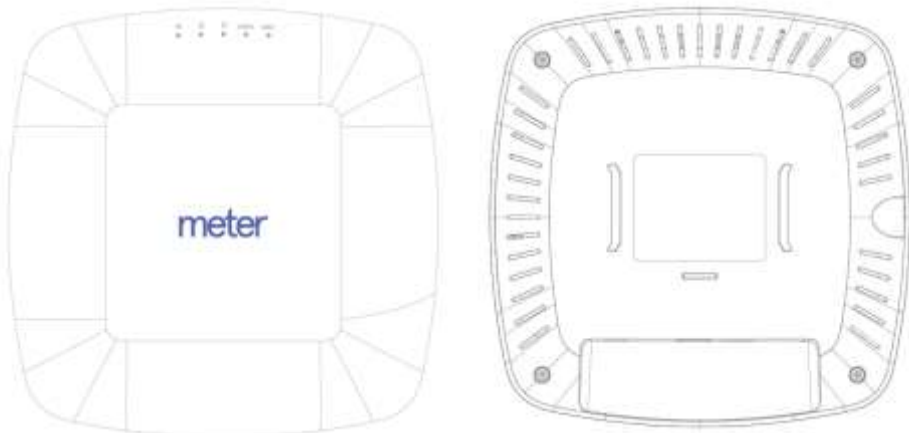
meter

# User Manual

MW04

Version 1.0

# ProductOverview



# Introduction

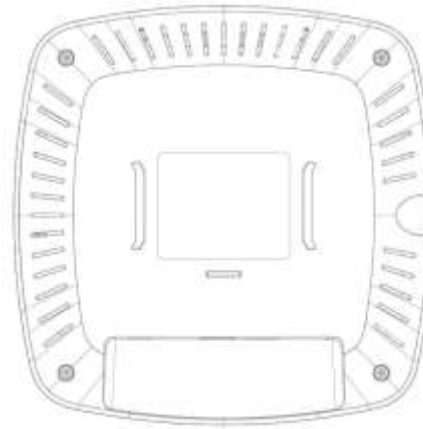

## Key Features

- Supports IEEE802.11ac/a/b/g/n wireless standards
- Four 2.4 GHz Metal PIFA Antennas
- Four 5 GHz Metal PIFA Antennas
- One Metal PIFA Antenna for scanning radio
- Support Wave 2 MU-MIMO function
- Support Tx Beamforming to enlarge the transmitting distance.
- Support Scanning Radio, 2.4Ghz/5Ghz selectable
- IEEE802.11 PoE af Input design with Gigabit port supports.
- Flexible application by the built-in 2nd LAN port.
- More customized items on Band Steering for intelligent Management.
- Secured Guest Network option available

The AP is 802.11 ac wave2/a/b/g/n Access Point with speeds up to 800 Mbps on 2.4GHz and 1,733Mbps on 5GHz band. It can be configured as an Access Point, or WDS (AP, Station). The AP is an affordable solution which is built in high-powered radios and long-range settings to replace the ordinary Access Points that do not have the range and reach to connect to a growing number of wireless users. With Wave2 features, the Access Point could reduce the handling period on client devices and network with more client devices at the same time. Meanwhile, the beamforming will gather energy to a specific direction and increase the transmitting distance.

**IN DOOR USE ONLY**

# Physical Interface (MW04)



<b>Standard</b>	802.11ac/a/b/g/n
<b>Frequency</b>	2.4GHz + 5GHz
<b>Data Rates</b>	800Mbps + 1733Mbps
<b>Antennas</b>	2.4GHz:3.29dBi; 5GHz:5.84dBi
<b>Physical Interface</b>	1 x GE, DC Jack (12V)
<b>Radio Chains/Streams</b>	4 x 4 : 4

## Physical & Environment

Power Source	DC Input: 12 VDC/2A PoE: compatible with 802.3af/at 54Vdc/0.6A
Internal High Gain Antenna (Peak Gain)	~3.29dBi 2.4GHz antennas ~5.84dBi 5GHz antennas
Interface	1 x 10/100/1000Mbps Ethernet Port with 802.3af/at PoE 1 x DC power connector 1 x reset button
Dimensions (W x D x H)	200x200x40 mm
Mounting	Ceiling, T-Rail and Wall mount
Environment	Operating temperature: 0°C~50°C Operating humidity: 0%~90% typical
Technical Specifications	Storage temperature: -30°C~80°C

# Applications

Wireless LAN (WLAN) products are easy to install and highly efficient. The following list describes some of the many applications made possible through the power and flexibility of WLANs:

- **Difficult-to-Wire Environments:** There are many situations where wires cannot be installed, deployed easily, or cannot be hidden from view. Older buildings, sites with multiple buildings, and/or areas that make the installation of a Ethernet-based LAN impossible, impractical or expensive are sites where WLAN can be a network solution.
- **Temporary Workgroups:** Create temporary workgroups/networks in more open areas within a building; auditoriums, amphitheatres classrooms, ballrooms, arenas, exhibition centers, or temporary offices where one wants either a permanent or temporary Wireless LAN established.
- **The Ability to Access Real-Time Information:** Doctors/Nurses, Point-of-Sale Employees, and/or Warehouse Workers can access real-time information while dealing with patients, serving customers, and/or processing information.
- **Frequently Changing Environments:** Set up networks in environments that change frequently (i.e.: Show Rooms, Exhibits, etc.).
- **Small Office and Home Office (SOHO) Networks:** SOHO users require a cost-effective, easy, and quick installation of a small network.
- **Training/Educational Facilities:** Training sites at corporations or students at universities use wireless connectivity to exchange information between peers and easily access information for learning purposes.

## FCC statement

- Any changes or modifications not expressly approved by the party responsible for
- compliance could void your authority to operate the equipment.
- 
- Note: This equipment has been tested and found to comply with the limits for a Class B digital device, pursuant to part 15 of the FCC Rules. These limits are designed to provide reasonable protection against harmful interference in a residential installation. This equipment generates, uses and can radiate radio frequency energy and, if not installed and used in accordance with the instructions, may cause harmful interference to radio communications. However, there is no guarantee that interference will not occur in a particular installation. If this equipment does cause harmful interference to radio or television reception, which can be determined by turning the equipment off and on, the user is encouraged to try to correct the interference by one or more of the following measures:
- 
- —Reorient or relocate the receiving antenna.
- —Increase the separation between the equipment and receiver.
- —Connect the equipment into an outlet on a circuit different from that to which the receiver is connected.
- —Consult the dealer or an experienced radio/TV technician for help.
- 
- This equipment complies with FCC RF radiation exposure limits set forth for an uncontrolled environment. This equipment should be installed and operated with a minimum distance of 20 centimeters between the radiator and your body.

Meter Inc.  
660 4th Street, PMB #164, San Francisco, California 94107, United States  
TEL : 1-703-901-2861  
FAX : N/A