



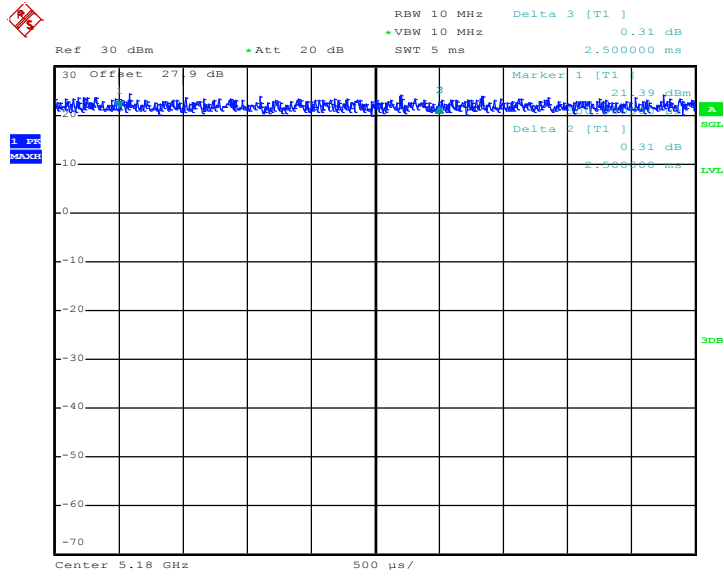
Appendix E. Duty Cycle Plots

Antenna	Band	Duty Cycle(%)	T(us)	1/T(kHz)	VBW Setting	Duty Factor(dB)
1+2	802.11a for Ant 1	100.00	-	-	10Hz	0.00
1+2	802.11a for Ant 2	100.00	-	-	10Hz	0.00
1+2	5GHz 802.11n HT20 for Ant 1	100.00	-	-	10Hz	0.00
1+2	5GHz 802.11n HT20 for Ant 2	100.00	-	-	10Hz	0.00
1+2	5GHz 802.11n HT40 for Ant 1	100.00	-	-	10Hz	0.00
1+2	5GHz 802.11n HT40 for Ant 2	100.00	-	-	10Hz	0.00
1+2	5GHz 802.11ac VHT80 for Ant 1	100.00	-	-	10Hz	0.00
1+2	5GHz 802.11ac VHT80 for Ant 2	100.00	-	-	10Hz	0.00



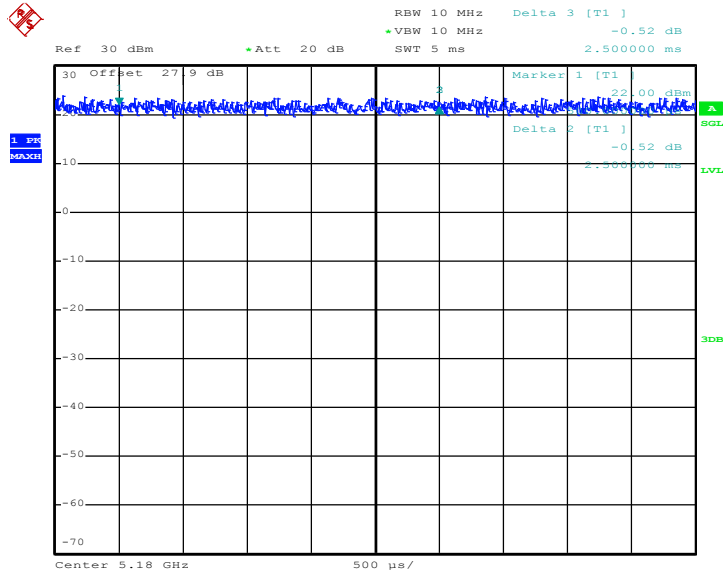
MIMO <Ant. 1>

802.11a



Date: 16.MAY.2020 22:17:25

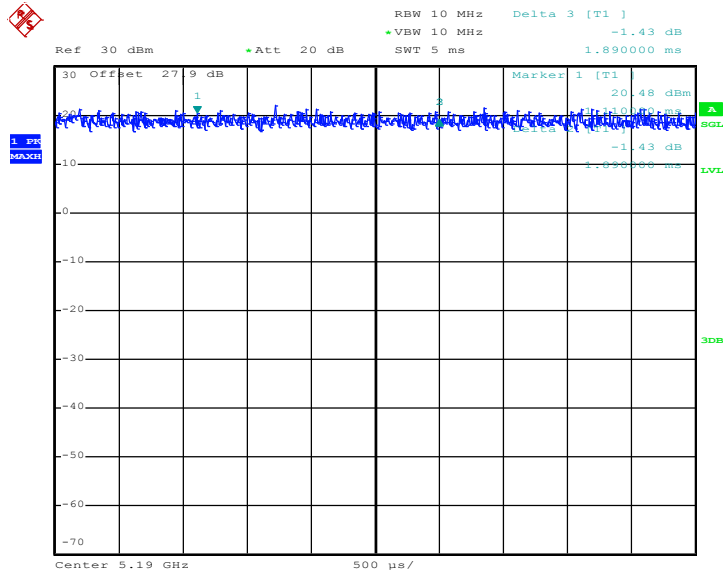
802.11n HT20



Date: 16.MAY.2020 22:22:47

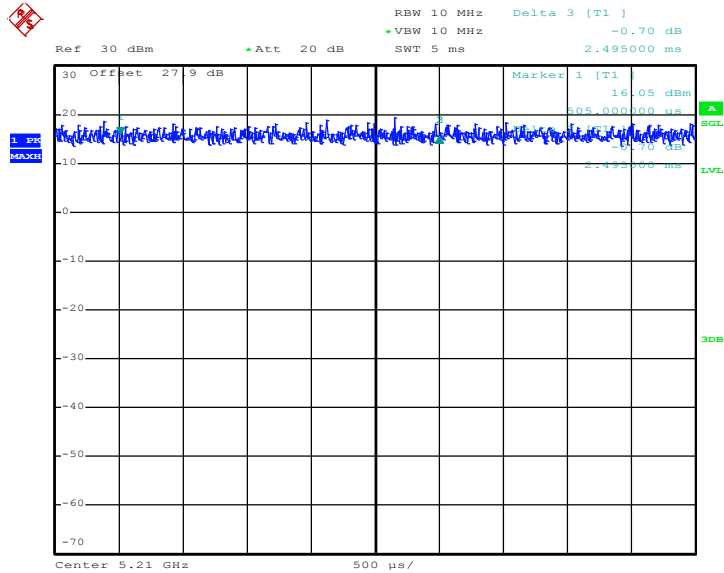


802.11n HT40



Date: 16.MAY.2020 22:33:59

802.11ac VHT80

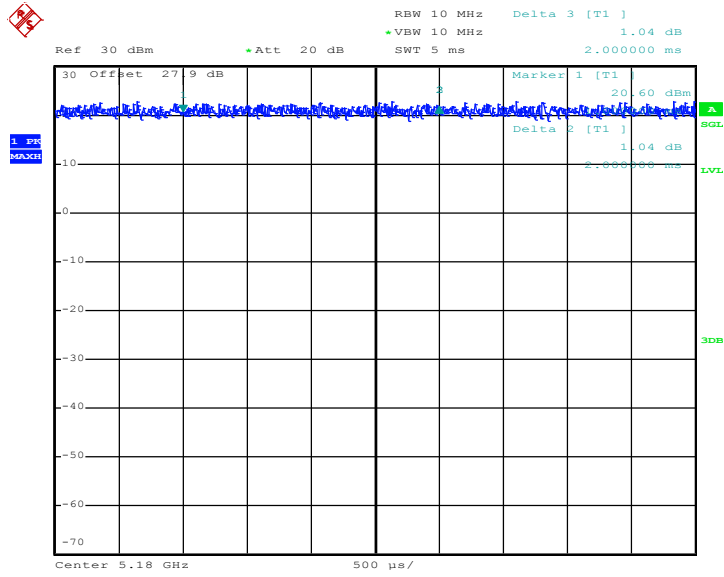


Date: 16.MAY.2020 22:41:30



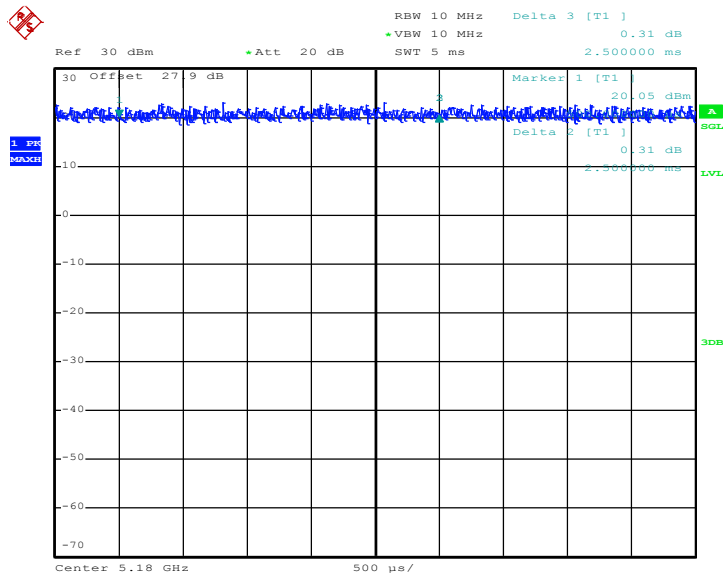
MIMO <Ant. 2>

802.11a



Date: 16.MAY.2020 22:18:10

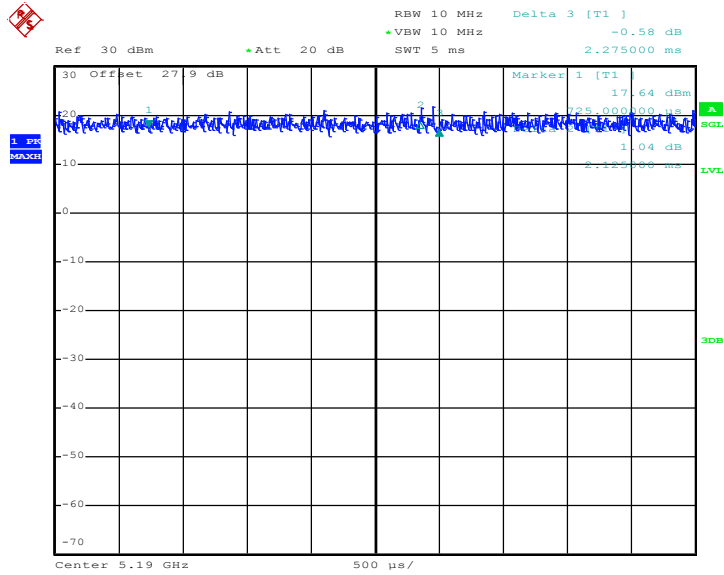
802.11n HT20



Date: 16.MAY.2020 22:22:24

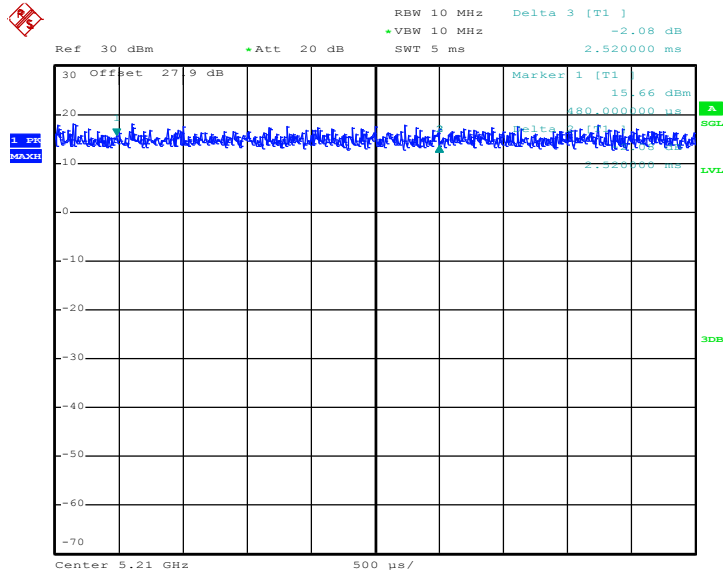


802.11n HT40



Date: 16.MAY.2020 22:33:29

802.11ac VHT80



Date: 16.MAY.2020 22:41:01

————THE END————