






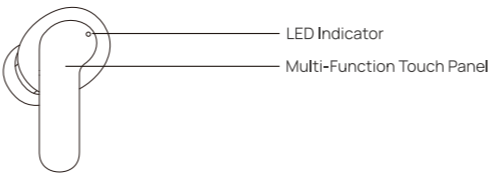



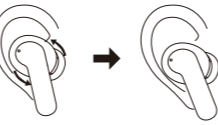
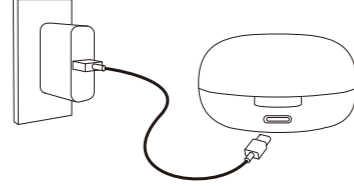


ePRO-AE03说明书设计

尺寸：93*93mm

材质：80双铜单色印刷

<p>KONNEK STEIN</p> <p style="text-align: center;">User Manual</p> <p>ePRO-AE03 FCC ID: 2AVTM-EPRO-AE03</p>	<p>Thank you for purchasing the ePRO-AE03 True Wireless Stereo earbuds. Please read this user manual carefully and keep it for future reference. If you need any assistance, please contact our support team with your product model number and Amazon order number.</p> <p>The wireless charging function of the charging box only receives.</p> <p>What's In The Box?</p> <div style="display: flex; justify-content: space-around;"> <div style="text-align: center;">  Charging Case </div> <div style="text-align: center;">  Earbuds + L. Ear-tips </div> <div style="text-align: center;">  Ear-tips </div> </div> <div style="display: flex; justify-content: space-around;"> <div style="text-align: center;">  USB-C Charging Cable </div> <div style="text-align: center;">  User Manual </div> <div style="text-align: center;">  Service Card </div> </div> <div style="text-align: center;">  Quick Start Guide </div> <p style="text-align: center;">01</p>	<p>Specifications</p> <table border="1"> <thead> <tr> <th>Model</th> <th>ePRO-AE03</th> </tr> </thead> <tbody> <tr> <td>Bluetooth Version</td> <td>5.1</td> </tr> <tr> <td>Bluetooth Agreement</td> <td>A2DP / AVRCP/HSP/ HFP</td> </tr> <tr> <td>Charging Time</td> <td>≈2h</td> </tr> <tr> <td>Battery Life</td> <td>≈20h (with case) ≈5h (earbuds only)</td> </tr> <tr> <td>Impedance</td> <td>32Ω</td> </tr> <tr> <td>Maximum Output Power</td> <td>5mW</td> </tr> <tr> <td>Frequency Range</td> <td>20Hz-20KHz</td> </tr> <tr> <td>Microphone Sensitivity</td> <td>-38dB@1KHz</td> </tr> <tr> <td>Battery Capacity</td> <td>40mAh*2(earbuds) 500mAh(charging case)</td> </tr> <tr> <td>Transmission Distance</td> <td>10m</td> </tr> <tr> <td>Product Weight</td> <td>48g/4g (each earbud)</td> </tr> <tr> <td>Charging Voltage</td> <td>DC 5V</td> </tr> <tr> <td>Waterproof Rate</td> <td>IPX4</td> </tr> </tbody> </table> <p style="text-align: center;">02</p>	Model	ePRO-AE03	Bluetooth Version	5.1	Bluetooth Agreement	A2DP / AVRCP/HSP/ HFP	Charging Time	≈2h	Battery Life	≈20h (with case) ≈5h (earbuds only)	Impedance	32Ω	Maximum Output Power	5mW	Frequency Range	20Hz-20KHz	Microphone Sensitivity	-38dB@1KHz	Battery Capacity	40mAh*2(earbuds) 500mAh(charging case)	Transmission Distance	10m	Product Weight	48g/4g (each earbud)	Charging Voltage	DC 5V	Waterproof Rate	IPX4	<p>PRODUCT DETAILS</p> <p>Please charge the earbuds and the charging case for at least 15 minutes for the first time before first use.</p> <div style="display: flex; flex-direction: column; align-items: center;">  <p>LED Indicator Multi-Function Touch Panel</p>  <p>LED Indicator</p>  <p>Resume to the Default Setting USB-C Charging Port</p> </div> <p style="text-align: center;">03</p>	<p>HOW TO WEAR</p> <p>Choose the right earbuds Appropriate sizes of ear buds are essential to noise cancellation experience, sound quality and comfort. Please try on different sizes of ear buds. Please note that you may need to use different sizes of ear buds for your left and right ears.</p>  <p>Wearing earbuds In order to obtain a better noise cancellation effect, the wearing angle can be adjusted appropriately after wearing, so that the earbuds is slightly pushed into the ear canal.</p>  <p style="text-align: center;">04</p>	<p>Battery Life and Charging</p> <p>Battery life In Bluetooth mode the earbuds can last for 5 hours of continuous play. Using the charging case can be extended to 25 hours.</p> <p>Power display The red light is on when the battery is 0-30% remaining, the yellow light is on when the battery is 31%-70% remaining, and the green light is on when the battery is 71%-100% remaining.</p> <p>Earbuds Charging Place the earbuds in the charging case and they will automatically shut down and begin charging.</p> <p>Case Charging</p>  <p>The wireless charging function of the charging box only receives</p> <p style="text-align: center;">05</p>	<p>TOUCH OPERATION</p> <table border="1"> <thead> <tr> <th>Touch Control</th> <th>Left ear</th> <th>Right ear</th> </tr> </thead> <tbody> <tr> <td>Music Play/Pause</td> <td>Tap</td> <td>Tap</td> </tr> <tr> <td>Next Track</td> <td>Double-tap</td> <td>Double-tap</td> </tr> <tr> <td>Previous Track</td> <td>Double-tap</td> <td>Double-tap</td> </tr> <tr> <td>Answer</td> <td>Tap</td> <td>Tap</td> </tr> <tr> <td>Hang Up</td> <td>Long-press 2s</td> <td>Long-press 2s</td> </tr> <tr> <td>Decline Call</td> <td>Long-press 2s</td> <td>Long-press 2s</td> </tr> <tr> <td>Activate Voice Assistant</td> <td>Triple-tap</td> <td>Triple-tap</td> </tr> <tr> <td>Standard Mode / Transparency Mode / ANC Mode</td> <td>long-press 2s</td> <td>long-press 2s</td> </tr> </tbody> </table> <p style="text-align: center;">06</p>	Touch Control	Left ear	Right ear	Music Play/Pause	Tap	Tap	Next Track	Double-tap	Double-tap	Previous Track	Double-tap	Double-tap	Answer	Tap	Tap	Hang Up	Long-press 2s	Long-press 2s	Decline Call	Long-press 2s	Long-press 2s	Activate Voice Assistant	Triple-tap	Triple-tap	Standard Mode / Transparency Mode / ANC Mode	long-press 2s	long-press 2s
Model	ePRO-AE03																																																												
Bluetooth Version	5.1																																																												
Bluetooth Agreement	A2DP / AVRCP/HSP/ HFP																																																												
Charging Time	≈2h																																																												
Battery Life	≈20h (with case) ≈5h (earbuds only)																																																												
Impedance	32Ω																																																												
Maximum Output Power	5mW																																																												
Frequency Range	20Hz-20KHz																																																												
Microphone Sensitivity	-38dB@1KHz																																																												
Battery Capacity	40mAh*2(earbuds) 500mAh(charging case)																																																												
Transmission Distance	10m																																																												
Product Weight	48g/4g (each earbud)																																																												
Charging Voltage	DC 5V																																																												
Waterproof Rate	IPX4																																																												
Touch Control	Left ear	Right ear																																																											
Music Play/Pause	Tap	Tap																																																											
Next Track	Double-tap	Double-tap																																																											
Previous Track	Double-tap	Double-tap																																																											
Answer	Tap	Tap																																																											
Hang Up	Long-press 2s	Long-press 2s																																																											
Decline Call	Long-press 2s	Long-press 2s																																																											
Activate Voice Assistant	Triple-tap	Triple-tap																																																											
Standard Mode / Transparency Mode / ANC Mode	long-press 2s	long-press 2s																																																											
<p>CE FC RoHS</p> <p>Made in China</p> <p>Customer Service Email: customerservice@tinno.com You need any support, you want to share any content, you are very welcome to contact us.</p>	<p>Automatic Connection</p> <p>Pairing Starting with the earbuds in the case:</p> <ol style="list-style-type: none"> Take the left and right earbuds out of the case. They will automatically turn on and connect with each other within 3 seconds. After the earbuds have connected each other successfully, the red and blue light will flash for pairing. Open the Bluetooth search in mobile phone, and connect the device. Then the mobile phone displays the pairing name as "Konnek Stein 03". The earbuds start flashing blue for one second if the earbuds have connected successfully. Please enter "0000" if a code or PIN code is required to pair. <p>Automatic remote connection</p> <ol style="list-style-type: none"> When using again, double earbuds will pair each other and return to the last pairing device automatically. In pairing mode, the earbuds will automatically turn off after 5 minutes if no devices are paired. Place the earbuds in the charging case then close the charging case, they will automatically shut down and begin charging. If the Bluetooth connection is lost, they will automatically begin pairing. <p style="text-align: center;">07</p>	<p>Reset You might need to reset your earbuds if you experience any connectivity problems or function issues.</p> <ol style="list-style-type: none"> Place the earbuds in the charging case and keep the case open. Press and hold the button on the side of the case for 6 seconds until the LED indicators flash red. <p>NOTE:</p> <ul style="list-style-type: none"> Put the earbuds in the charging case and take them out again if it has no sound output. The maximum wireless operating range is 10m (33ft). If the connection range is exceeded, the earbuds will enter the back-connection mode, and can pair with other devices at the same time. <p>SAFETY INSTRUCTIONS</p> <ol style="list-style-type: none"> Do not place the earbuds in extremely high or low ambient temperatures for an extended period of time. Extreme temperatures will cause the device to deform. Use electronic equipment with caution during thunderstorm. <p style="text-align: center;">08</p>	<ol style="list-style-type: none"> Keep out of reach of children. If any part is swallowed by accident, seek medical care immediately. Over exposure to excessive sound levels can damage your ears resulting in permanent noise induced the hearing loss. Please use an appropriate sound level when using the earbuds. <p>BATTERY WARNING</p> <p>This product contains a lithium battery. Please do not disassemble, strike, crush, or place the product into contact with flames. Do not expose to high temperatures or direct sunlight for a prolonged period. If there is any swelling, leakage, odor, or any other abnormality in the battery compartment of the product, cease use immediately. Please dispose of used batteries properly and in accordance with local regulations.</p> <p>READ ALL INSTRUCTIONS BEFORE USE AND SAVE THESE INSTRUCTIONS FOR FUTURE REFERENCE</p> <p>This equipment has been tested and found to comply with the limits for a Class B digital device, pursuant to part 15 of the FCC Rules.</p> <p style="text-align: center;">09</p>	<p>These limits are designed to provide reasonable protection against harmful interference in a residential installation. This equipment generates uses and can radiate radio frequency energy and, if not installed and used in accordance with the instructions, may cause harmful interference to radio communications. However, there is no guarantee that interference will not occur in a particular installation.</p> <p>If this equipment does cause harmful interference to radio or television reception, which can be determined by turning the equipment off and on, the user is encouraged to try to correct the interference by one or more of the following measures:</p> <ul style="list-style-type: none"> Reorient or relocate the receiving antenna. Increase the separation between the equipment and receiver. Connect the equipment into an outlet on a circuit different from that to which the receiver is connected. Consult the dealer or an experienced radio/TV technician for help. <p>This device complies with Part 15 of the FCC Rules. Operation is subject to the following two conditions: (1) this device may not cause harmful interference, (2) this device must accept any interference received, including interference that may cause undesired operation.</p> <p style="text-align: center;">10</p>	<p>FCC RF EXPOSURE STATEMENT :</p> <p>This transmitter must not be co-located or operating in conjunction with any other antenna or transmitter.</p> <p>This device complies with FCC radiation exposure limits set forth for an uncontrolled environment.</p> <p>CAUTION!</p> <p>Any changes or modifications not expressly approved by the party responsible for compliance could void the user's authority to operate the equipment.</p> <p>The wireless charging function of the charging box only receives</p> <p style="text-align: center;">11</p>	<p style="text-align: center;">06</p>																																																							