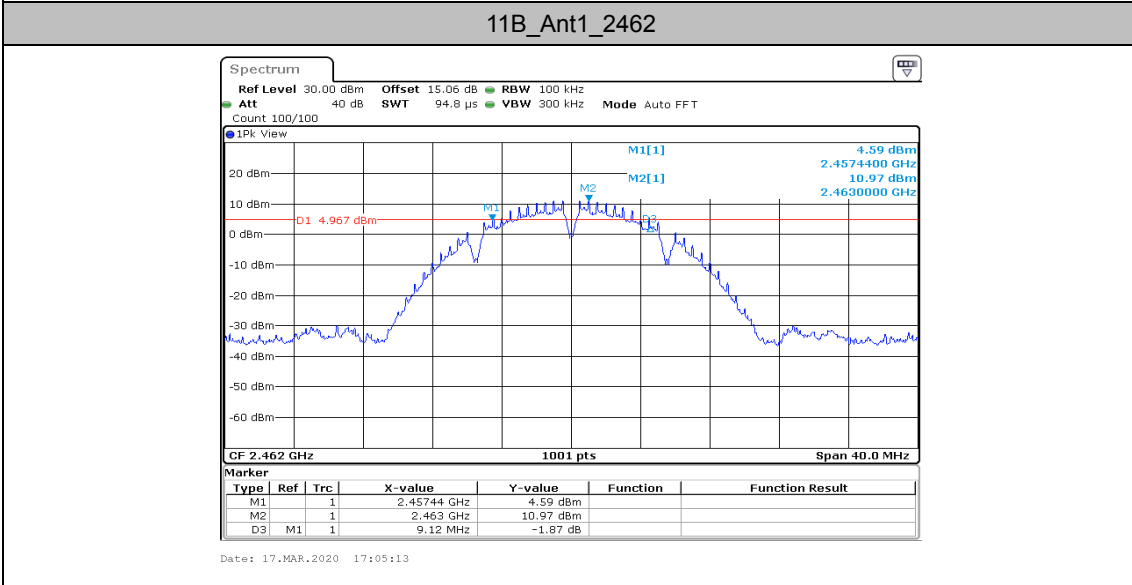
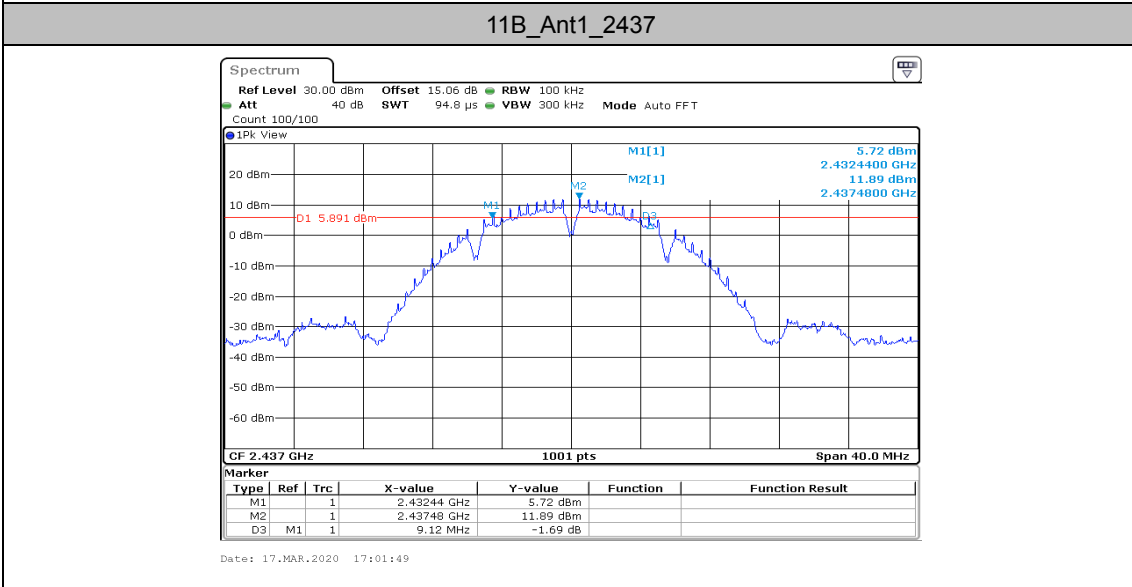
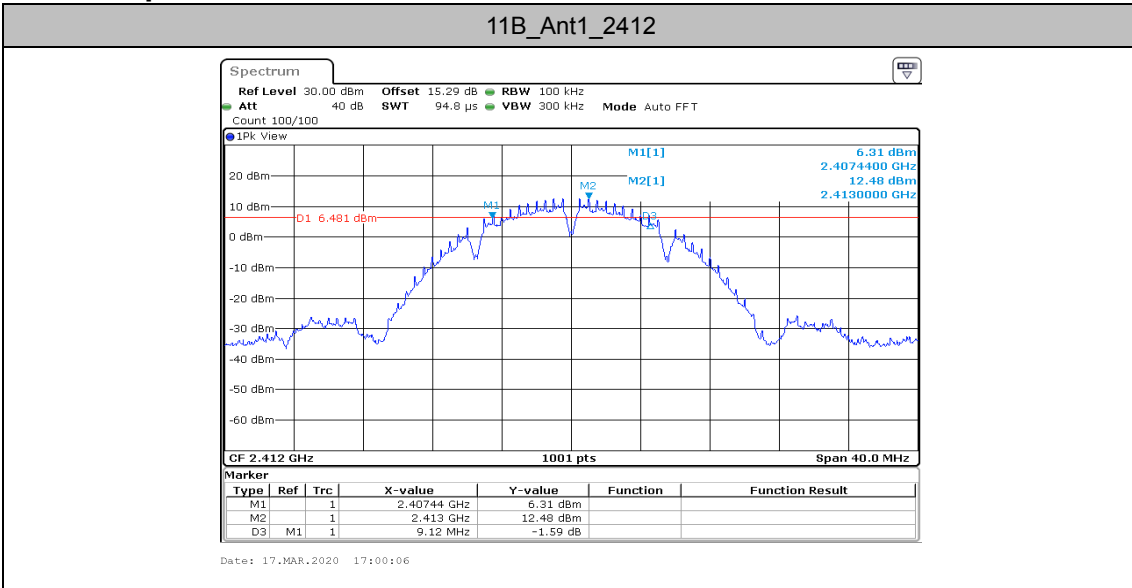


Appendix A: DTS Bandwidth

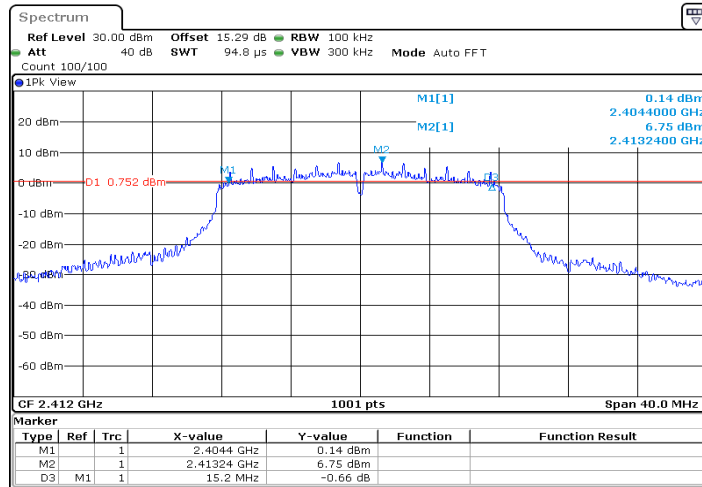
Test Result

TestMode	Antenna	Channel	DTS BW [MHz]	Limit[MHz]	Verdict
11B	Ant1	2412	9.120	0.5	PASS
	Ant1	2437	9.120	0.5	PASS
	Ant1	2462	9.120	0.5	PASS
11G	Ant1	2412	15.200	0.5	PASS
	Ant1	2437	15.200	0.5	PASS
	Ant1	2462	15.200	0.5	PASS
11N20	Ant1	2412	15.200	0.5	PASS
	Ant1	2437	15.200	0.5	PASS
	Ant1	2462	15.200	0.5	PASS
11N40	Ant1	2422	35.200	0.5	PASS
	Ant1	2437	35.200	0.5	PASS
	Ant1	2452	35.200	0.5	PASS

Test Graphs

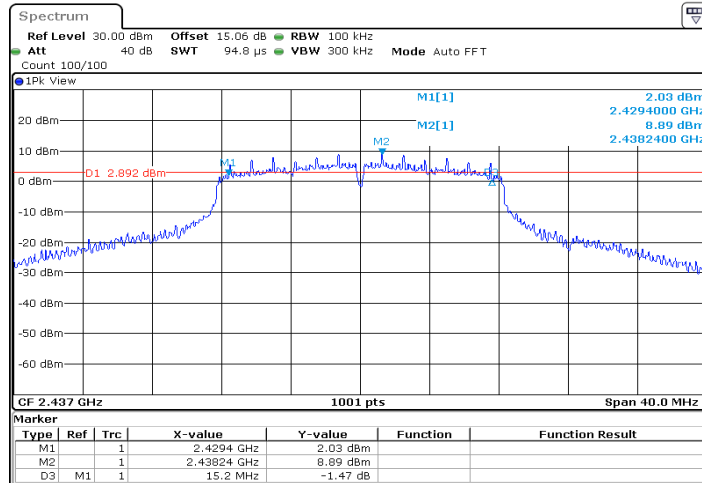


11G_Ant1_2412



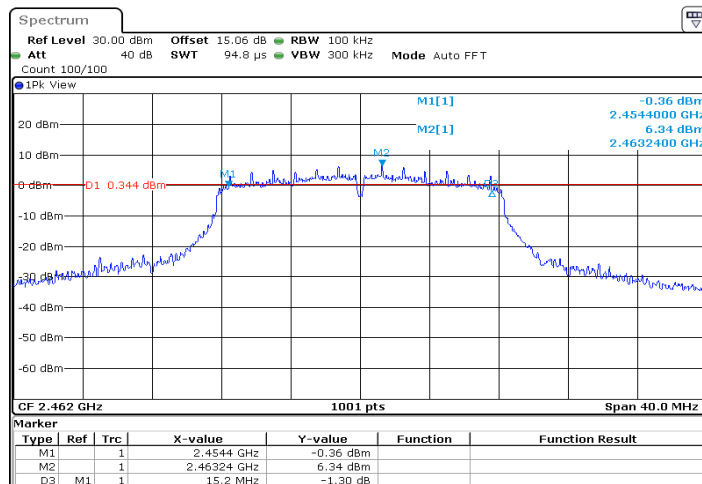
Date: 18.MAR.2020 10:38:28

11G_Ant1_2437



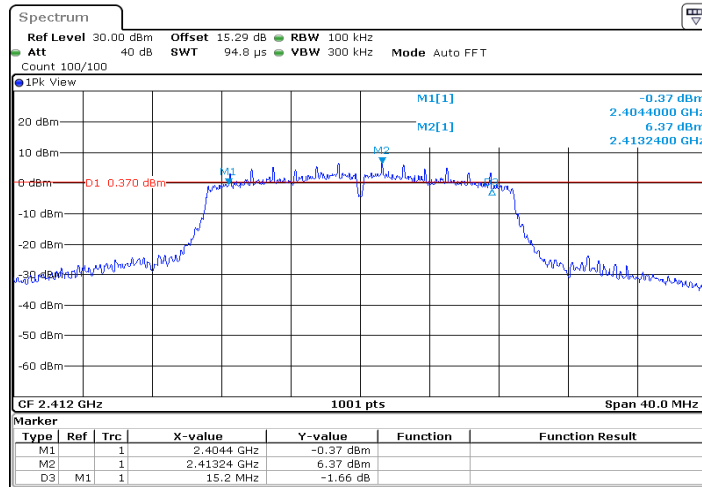
Date: 17.MAR.2020 17:09:26

11G_Ant1_2462



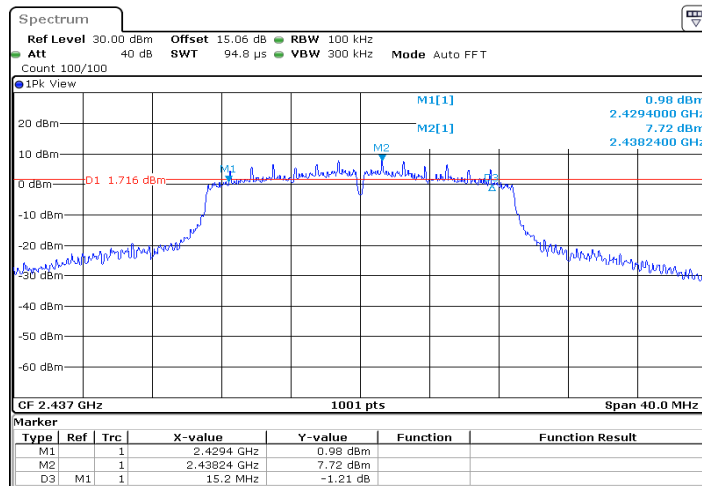
Date: 17.MAR.2020 17:12:13

11N20_Ant1_2412



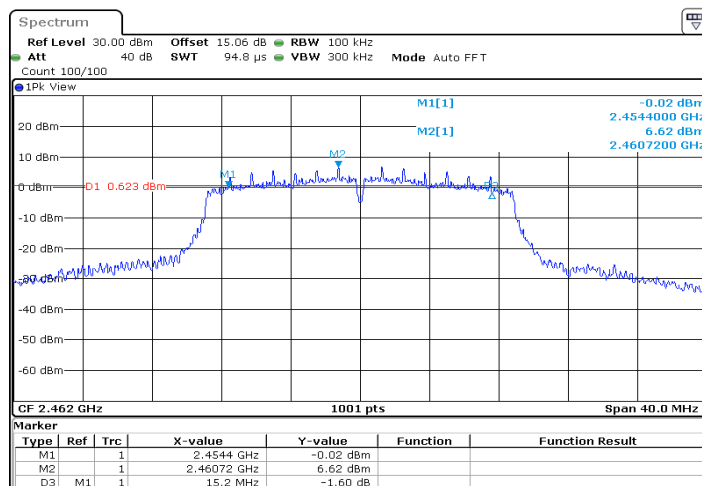
Date: 17.MAR.2020 17:14:05

11N20_Ant1_2437



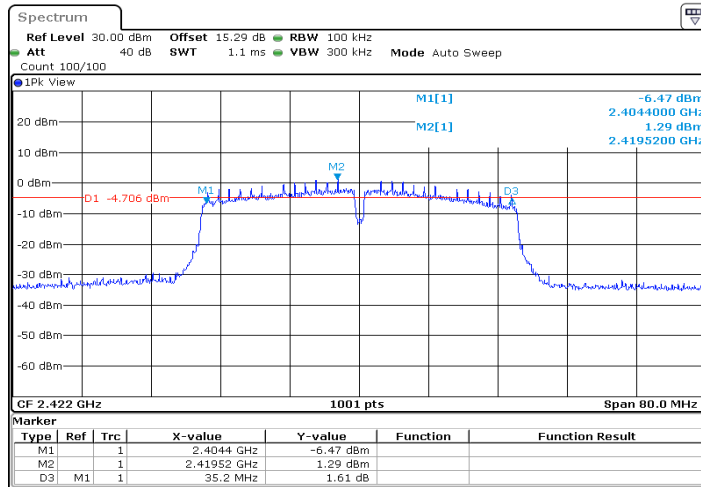
Date: 17.MAR.2020 17:16:05

11N20_Ant1_2462



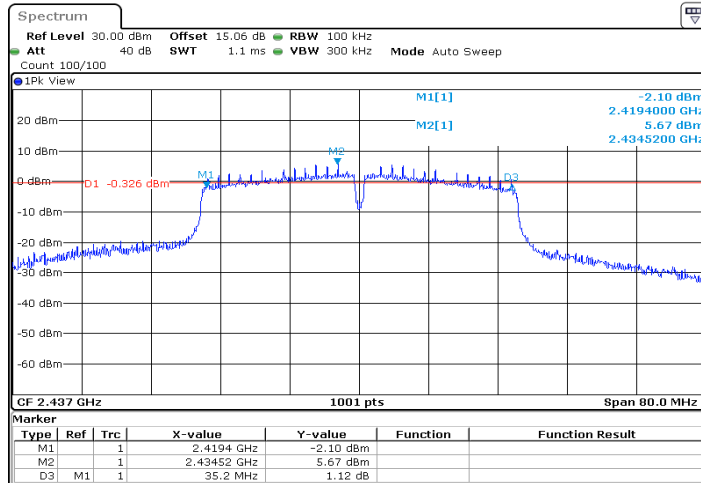
Date: 17.MAR.2020 17:17:32

11N40_Ant1_2422



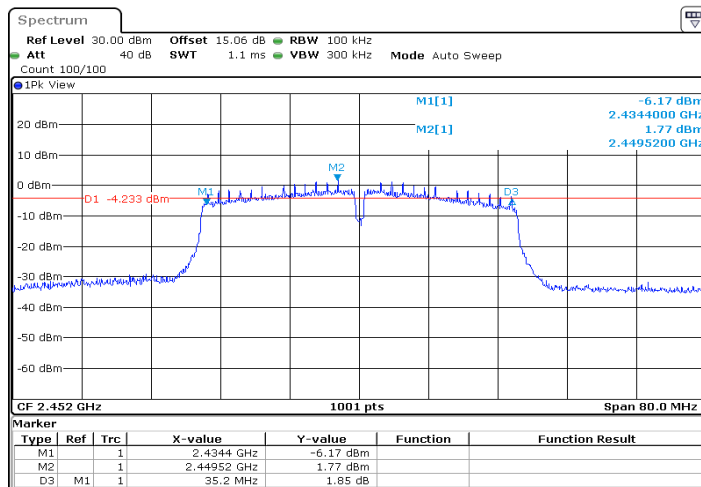
Date: 17.MAR.2020 17:19:31

11N40_Ant1_2437



Date: 17.MAR.2020 17:21:22

11N40_Ant1_2452



Date: 17.MAR.2020 17:22:58

Appendix C: Maximum conducted peak output power

Test Result

TestMode	Antenna	Channel	Result[dBm]	Limit[dBm]	Verdict
11B	Ant1	2412	23.56	<=30	PASS
	Ant2	2412	23.45	<=30	PASS
	total	2412	26.52	<=30	PASS
	Ant1	2437	22.88	<=30	PASS
	Ant2	2437	23.07	<=30	PASS
	total	2437	25.97	<=30	PASS
	Ant1	2462	21.96	<=30	PASS
	Ant2	2462	22.29	<=30	PASS
	total	2462	25.14	<=30	PASS
11G	Ant1	2412	24.91	<=30	PASS
	Ant2	2412	25.38	<=30	PASS
	total	2412	28.16	<=30	PASS
	Ant1	2437	26.97	<=30	PASS
	Ant2	2437	27.58	<=30	PASS
	total	2437	29.93	<=30	PASS
	Ant1	2462	24.49	<=30	PASS
	Ant2	2462	25.43	<=30	PASS
	total	2462	27.99	<=30	PASS
11N20	Ant1	2412	24.34	<=30	PASS
	Ant2	2412	24.48	<=30	PASS
	total	2412	27.42	<=30	PASS
	Ant1	2437	25.59	<=30	PASS
	Ant2	2437	25.78	<=30	PASS
	total	2437	28.70	<=30	PASS
	Ant1	2462	24.54	<=30	PASS
	Ant2	2462	25.08	<=30	PASS
	total	2462	28.33	<=30	PASS
11N40	Ant1	2422	22.00	<=30	PASS
	Ant2	2422	22.10	<=30	PASS
	total	2422	25.06	<=30	PASS
	Ant1	2437	26.45	<=30	PASS
	Ant2	2437	26.66	<=30	PASS
	total	2437	29.56	<=30	PASS
	Ant1	2452	22.44	<=30	PASS
	Ant2	2452	22.92	<=30	PASS
	total	2452	25.69	<=30	PASS

Appendix D: Maximum power spectral density

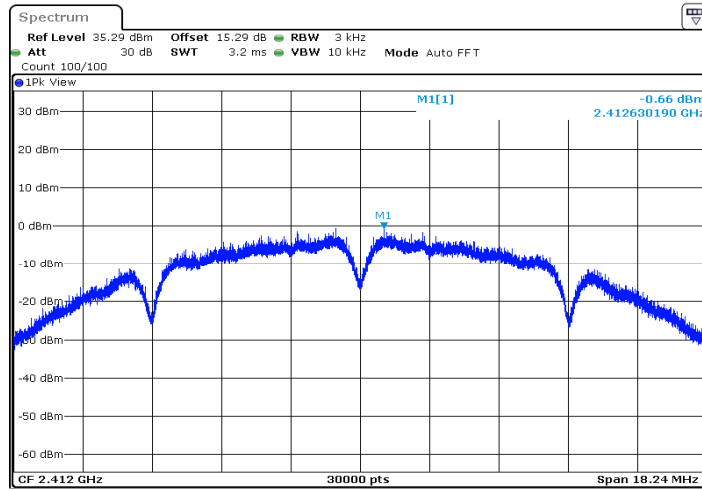
Test Result

TestMode	Antenna	Channel	Result[dBm/3kHz]	Limit[dBm/3kHz]	Verdict
11B	Ant1	2412	-0.66	<=6.5	PASS
	Ant2	2412	-0.62	<=6.5	PASS
	total	2412	2.37	<=6.5	PASS
	Ant1	2437	-1.33	<=6.5	PASS
	Ant2	2437	-0.98	<=6.5	PASS
	total	2437	1.86	<=6.5	PASS
	Ant1	2462	-2.14	<=6.5	PASS
	Ant2	2462	-2.24	<=6.5	PASS
	total	2462	0.83	<=6.5	PASS
11G	Ant1	2412	-6.83	<=6.5	PASS
	Ant2	2412	-5.71	<=6.5	PASS
	total	2412	-3.22	<=6.5	PASS
	Ant1	2437	-3.45	<=6.5	PASS
	Ant2	2437	-3.88	<=6.5	PASS
	total	2437	-0.25	<=6.5	PASS
	Ant1	2462	-7.24	<=6.5	PASS
	Ant2	2462	-5.6	<=6.5	PASS
	total	2462	-3.33	<=6.5	PASS
11N20	Ant1	2412	-6.7	<=6.5	PASS
	Ant2	2412	-5.99	<=6.5	PASS
	total	2412	-3.32	<=6.5	PASS
	Ant1	2437	-4.44	<=6.5	PASS
	Ant2	2437	-6.44	<=6.5	PASS
	total	2437	-2.32	<=6.5	PASS
	Ant1	2462	-5.83	<=6.5	PASS
	Ant2	2462	-5.91	<=6.5	PASS
	total	2462	-2.86	<=6.5	PASS
11N40	Ant1	2422	-12.23	<=6.5	PASS
	Ant2	2422	-13.11	<=6.5	PASS
	total	2422	-9.64	<=6.5	PASS
	Ant1	2437	-8.47	<=6.5	PASS
	Ant2	2437	-8.42	<=6.5	PASS
	total	2437	-5.43	<=6.5	PASS
	Ant1	2452	-12.63	<=6.5	PASS
	Ant2	2452	-11.64	<=6.5	PASS
	total	2452	-9.10	<=6.5	PASS

Note: Please refer to the report for the limit description.

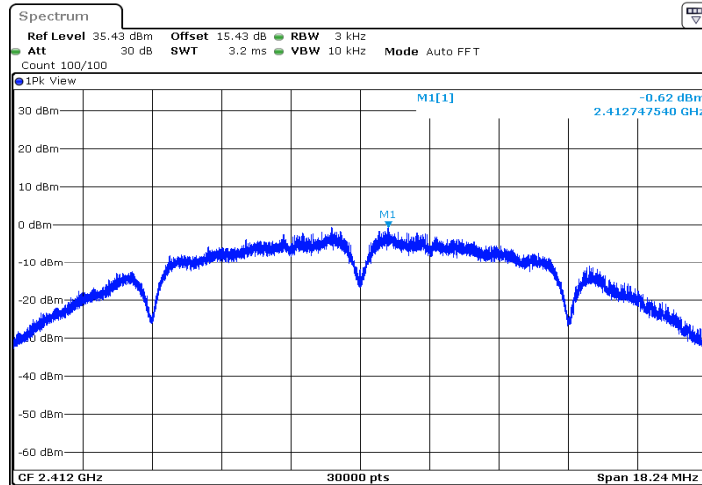
Test Graphs

11B_Ant1_2412



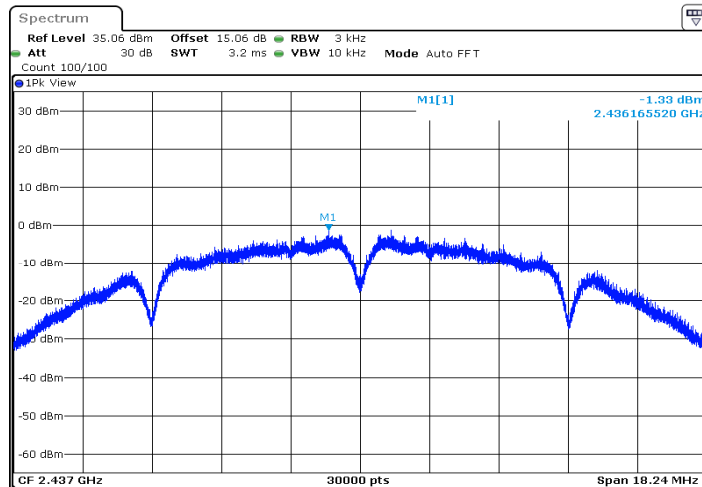
Date: 17.MAR.2020 17:00:30

11B_Ant2_2412



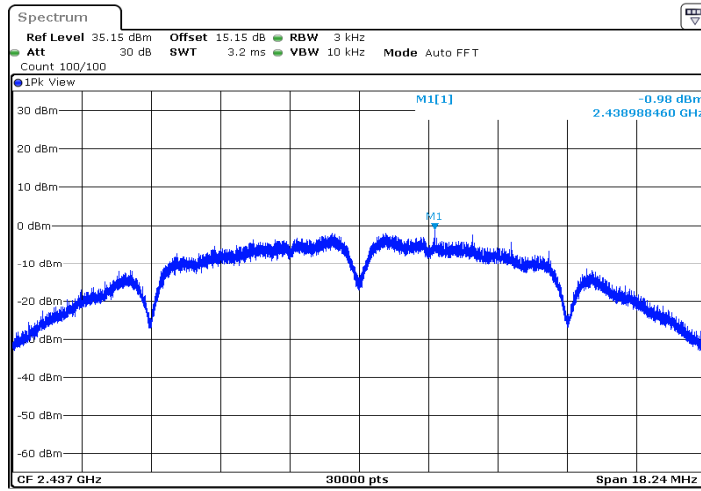
Date: 17.MAR.2020 17:26:34

11B_Ant1_2437



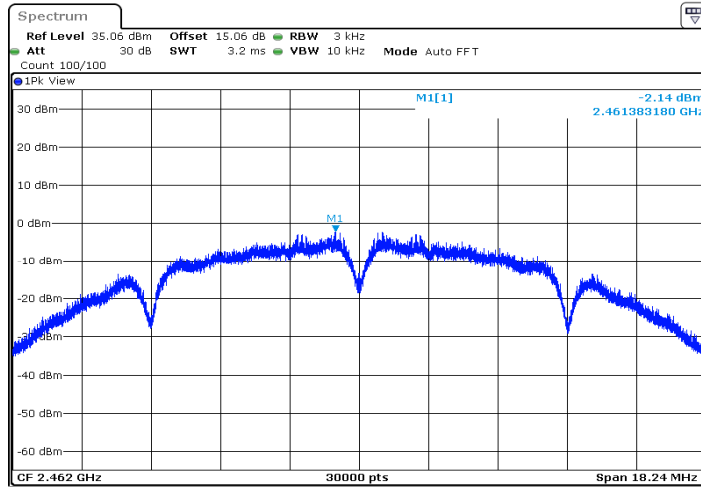
Date: 17.MAR.2020 17:02:12

11B_Ant2_2437



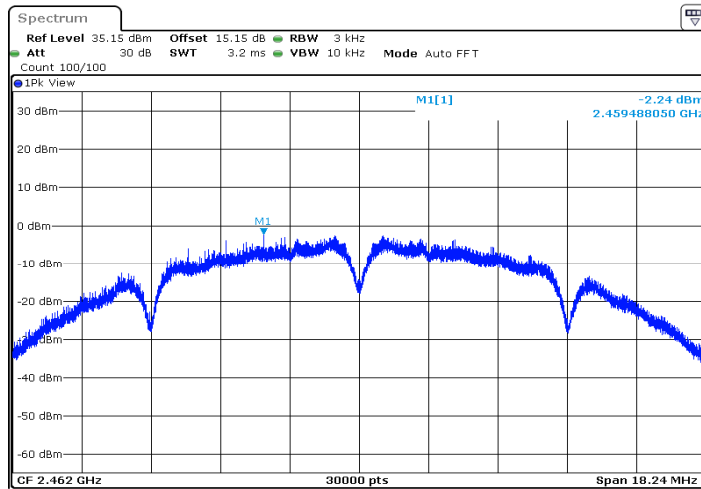
Date: 17.MAR.2020 17:29:53

11B_Ant1_2462



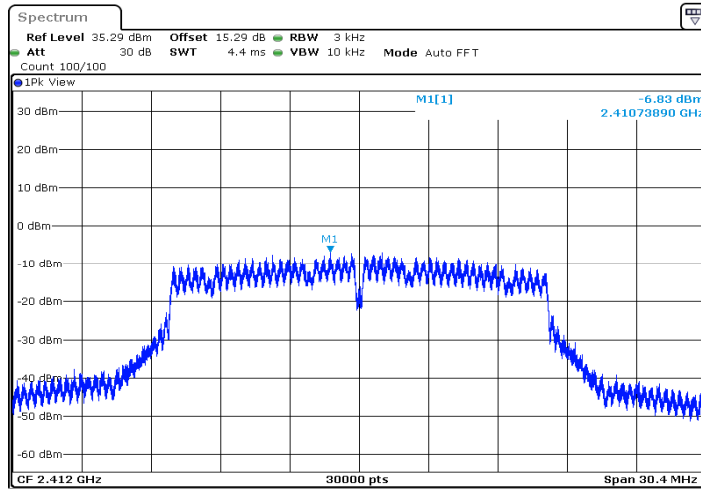
Date: 17.MAR.2020 17:05:36

11B_Ant2_2462



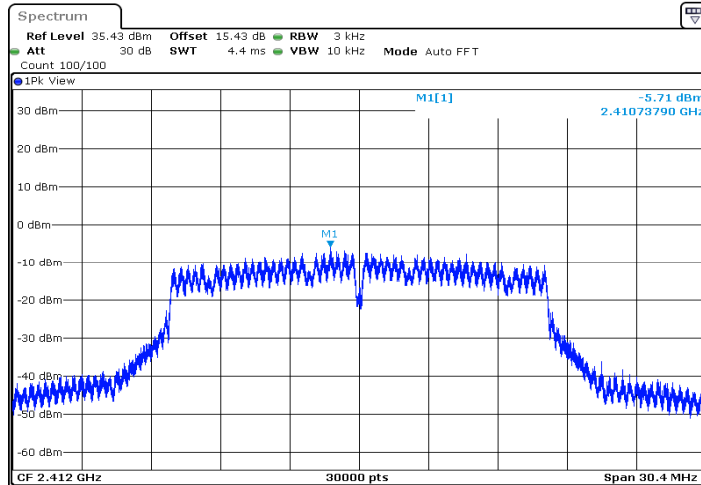
Date: 17.MAR.2020 17:31:31

11G_Ant1_2412



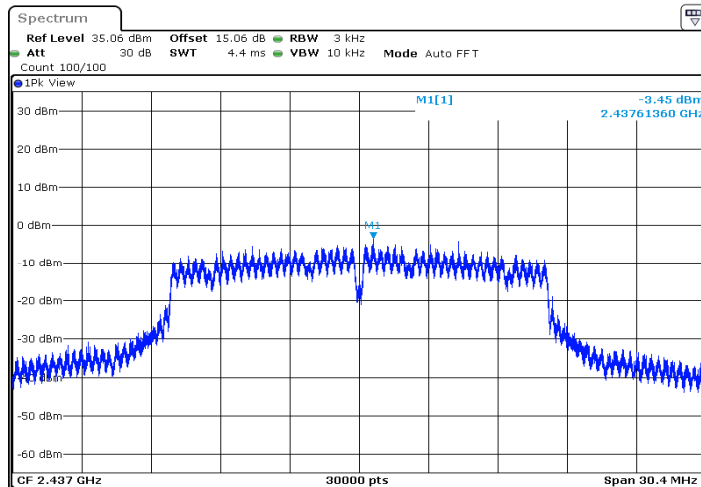
Date: 18.MAR.2020 10:38:51

11G_Ant2_2412



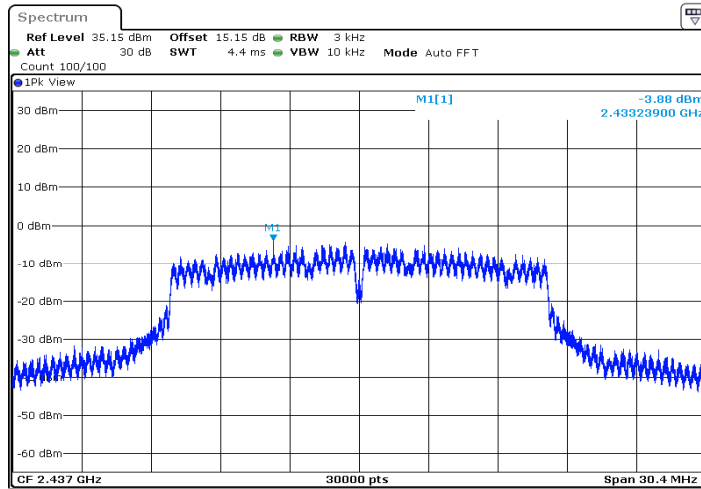
Date: 18.MAR.2020 10:42:42

11G_Ant1_2437



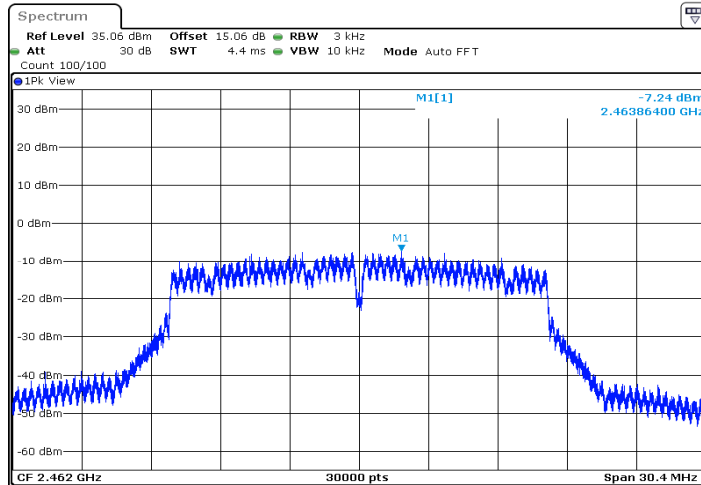
Date: 17.MAR.2020 17:09:49

11G_Ant2_2437



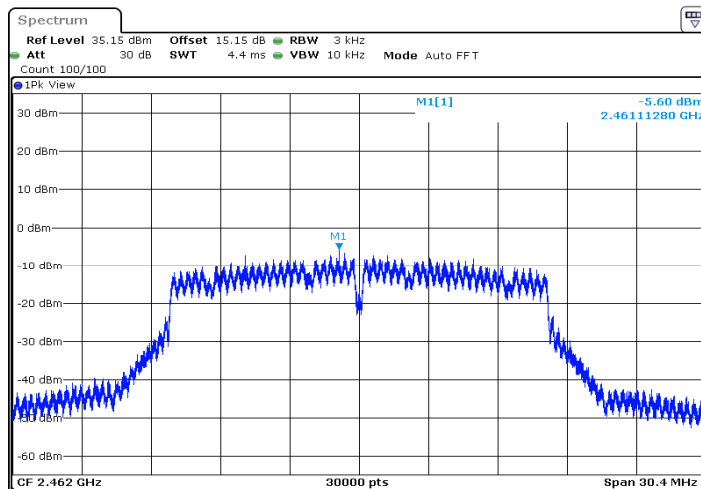
Date: 17.MAR.2020 17:37:58

11G_Ant1_2462



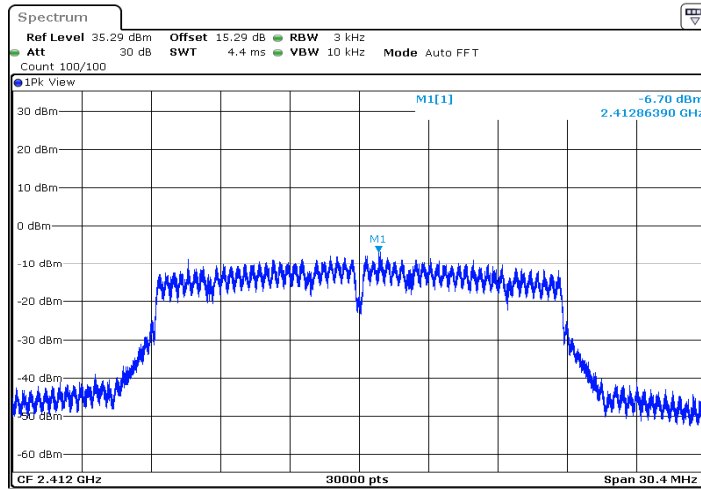
Date: 17.MAR.2020 17:12:37

11G_Ant2_2462



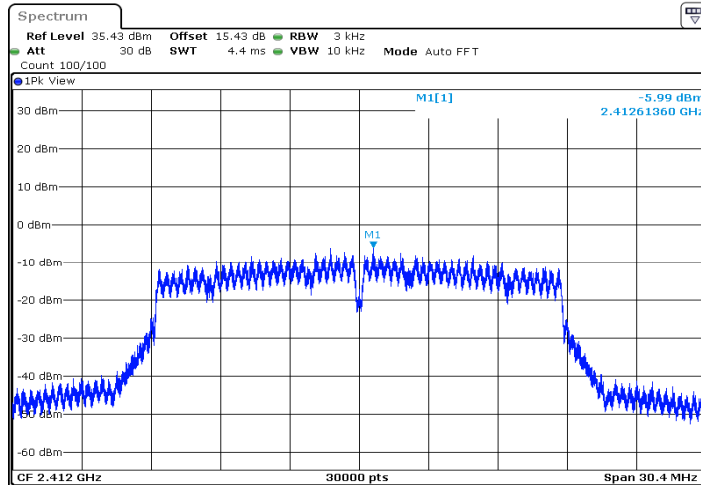
Date: 17.MAR.2020 17:39:51

11N20_Ant1_2412



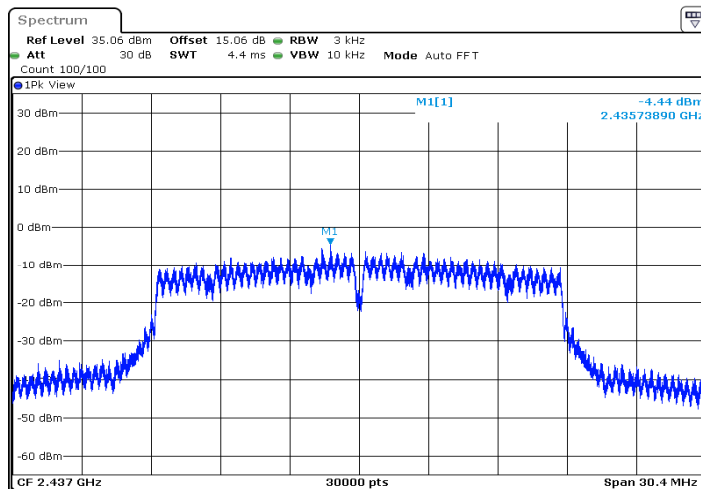
Date: 17.MAR.2020 17:14:28

11N20_Ant2_2412



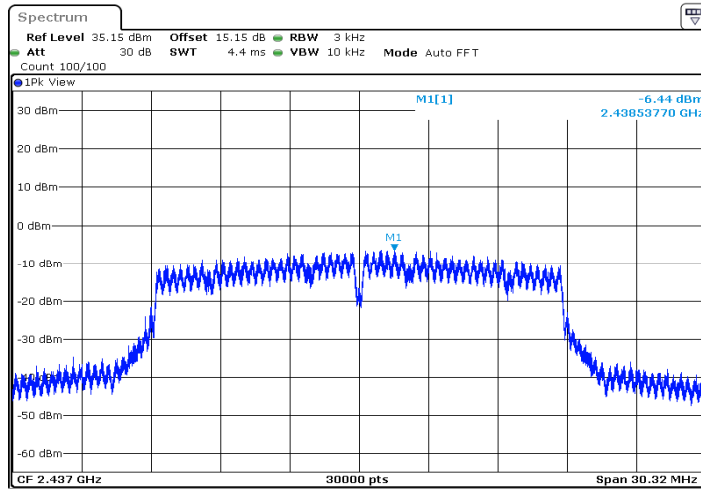
Date: 17.MAR.2020 17:42:04

11N20_Ant1_2437



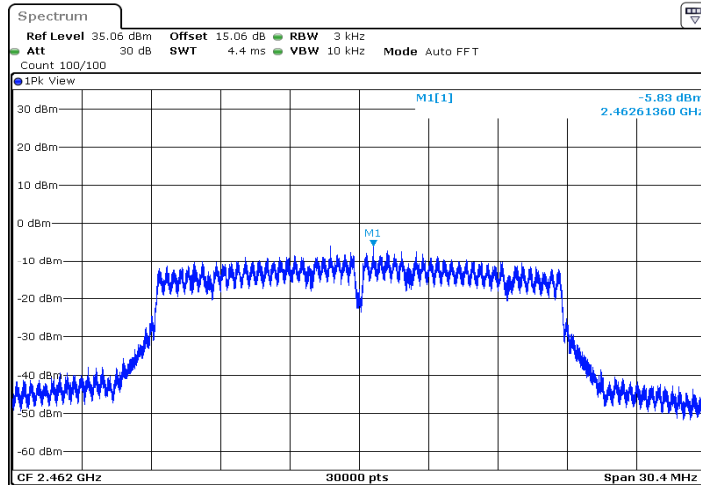
Date: 17.MAR.2020 17:16:28

11N20_Ant2_2437



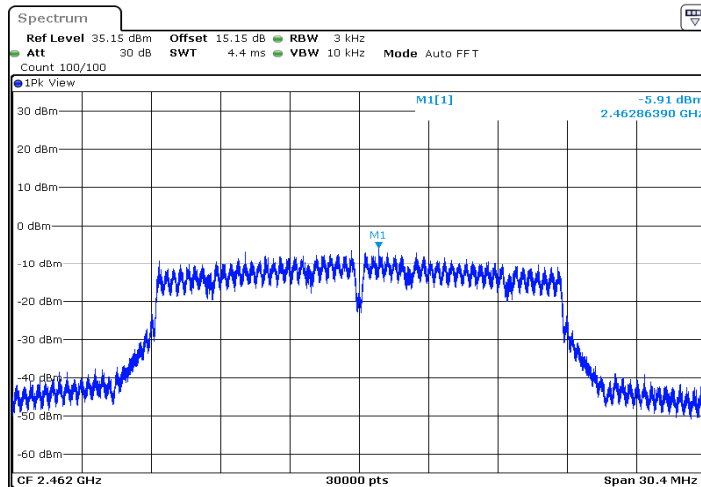
Date: 17.MAR.2020 17:44:05

11N20_Ant1_2462



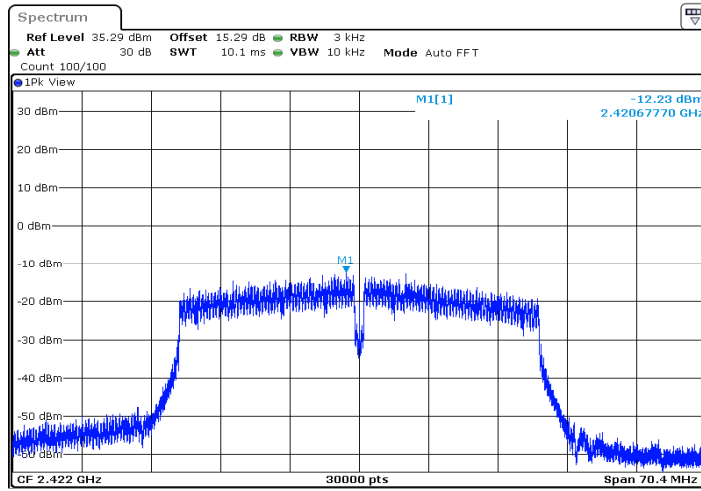
Date: 17.MAR.2020 17:17:55

11N20_Ant2_2462



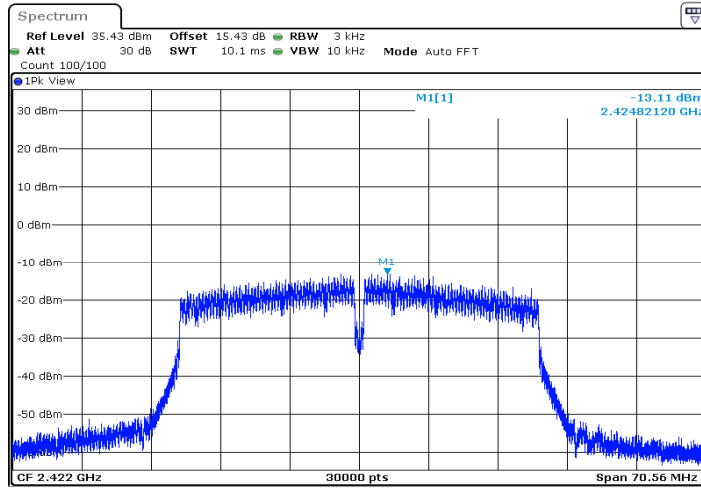
Date: 17.MAR.2020 17:45:53

11N40_Ant1_2422



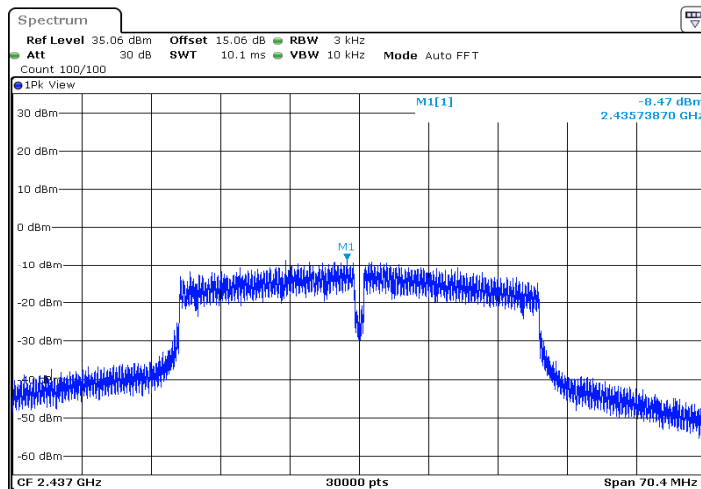
Date: 17.MAR.2020 17:19:54

11N40_Ant2_2422



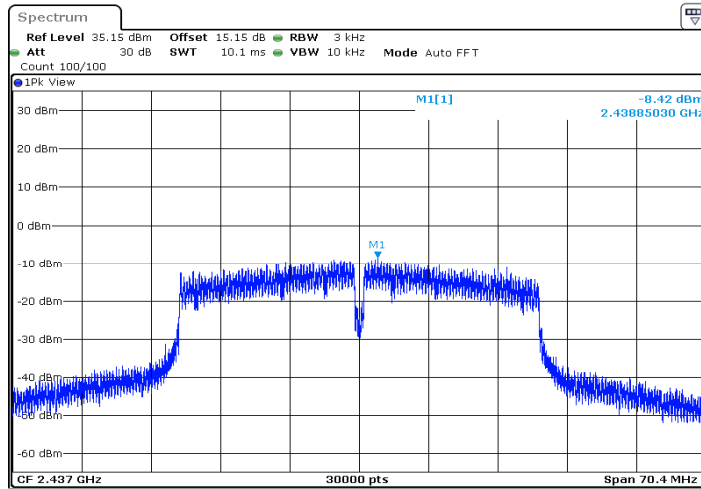
Date: 17.MAR.2020 17:48:00

11N40_Ant1_2437



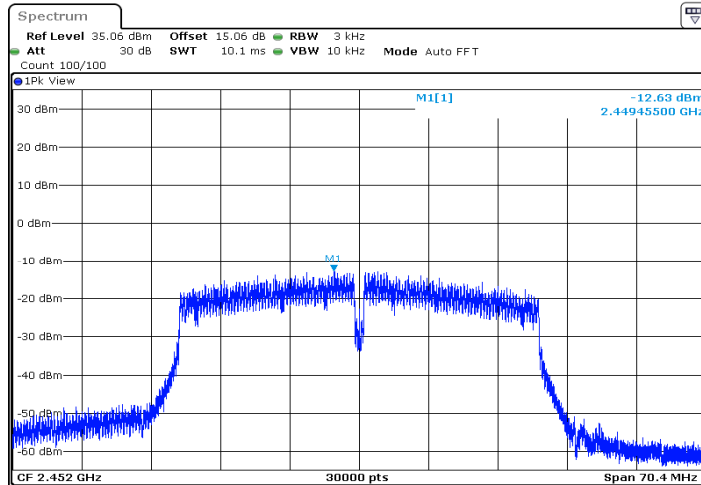
Date: 17.MAR.2020 17:21:45

11N40_Ant2_2437



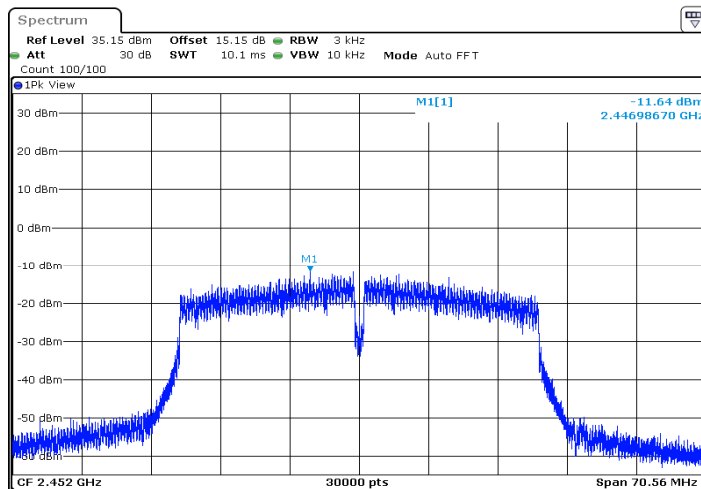
Date: 17.MAR.2020 17:49:52

11N40_Ant1_2452



Date: 17.MAR.2020 17:23:21

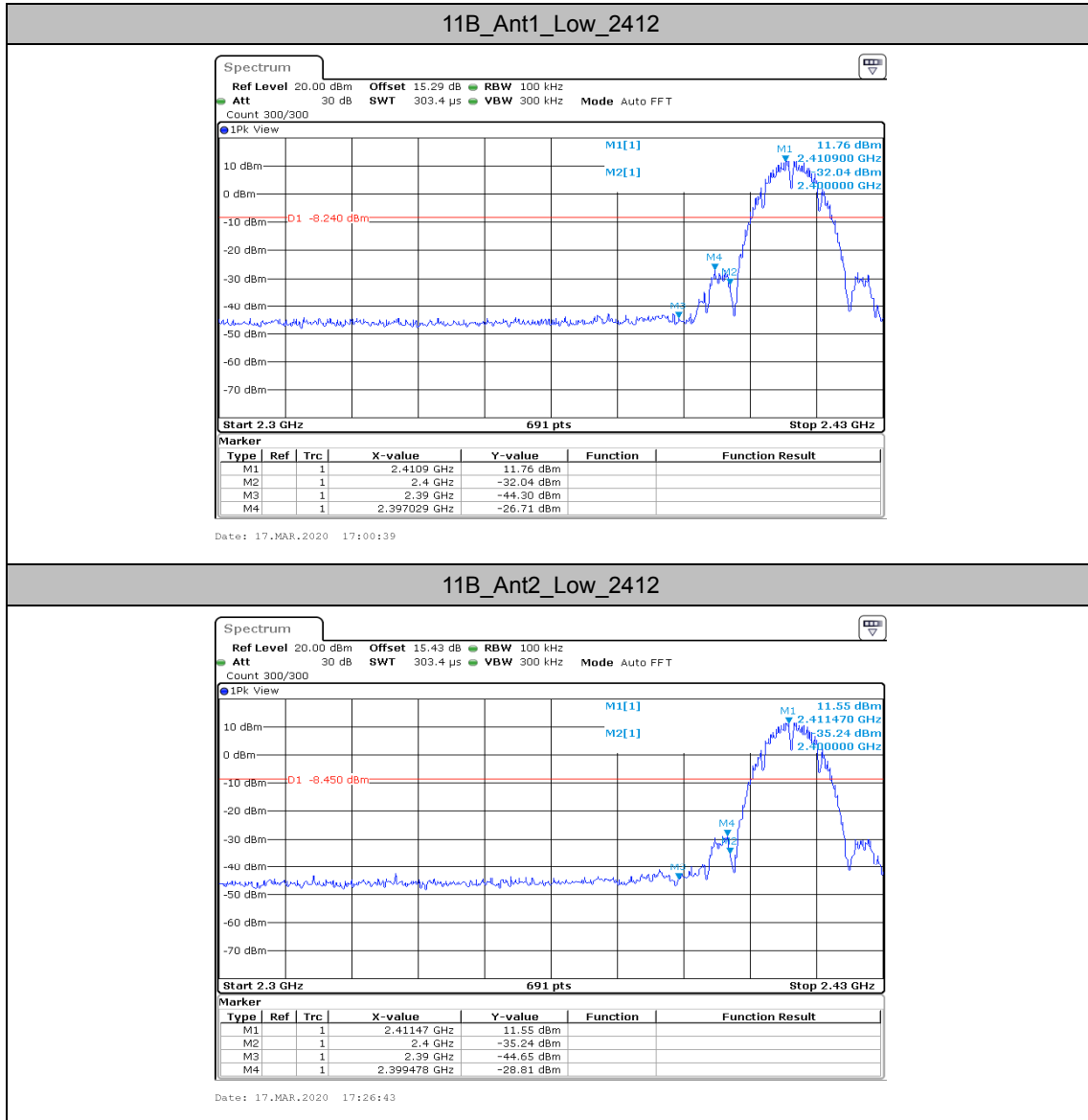
11N40_Ant2_2452



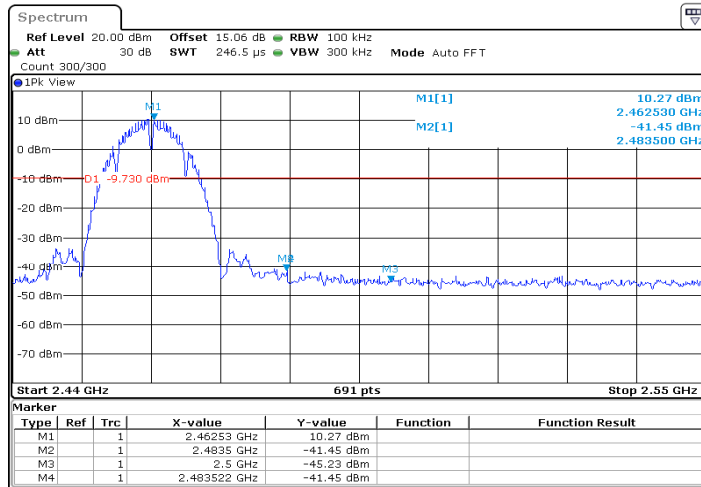
Date: 17.MAR.2020 17:51:21

Appendix E: Band edge measurements

Test Graphs

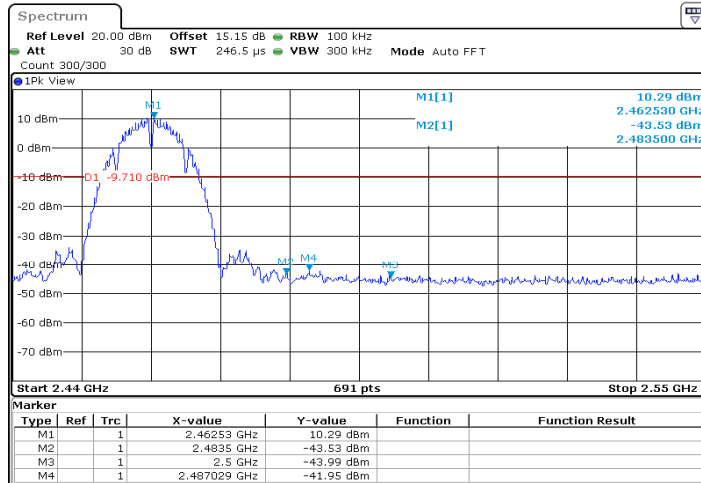


11B_Ant1_High_2462



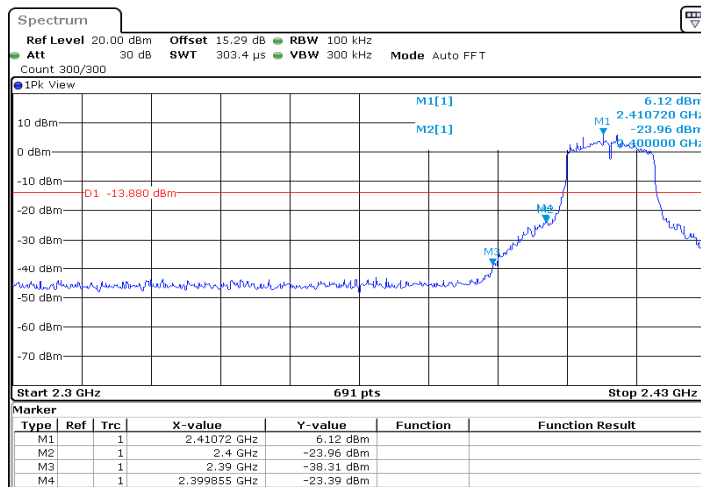
Date: 17.MAR.2020 17:05:46

11B_Ant2_High_2462



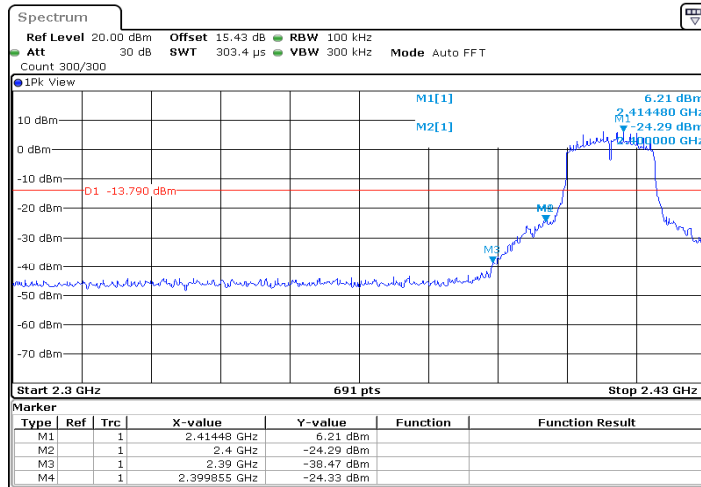
Date: 17.MAR.2020 17:31:40

11G_Ant1_Low_2412



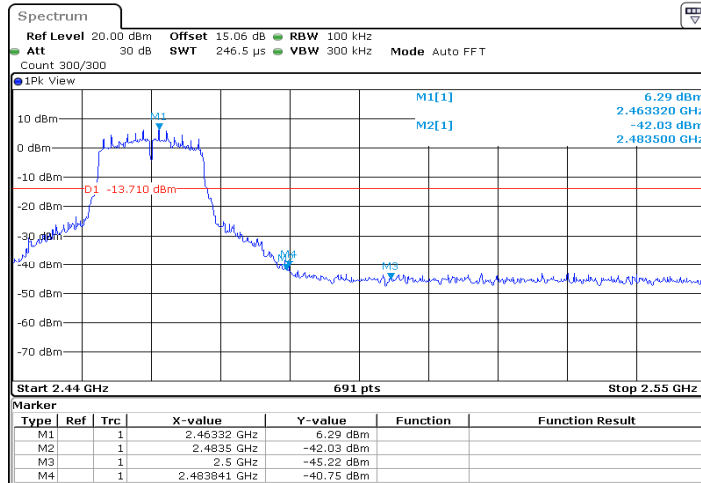
Date: 18.MAR.2020 10:39:00

11G_Ant2_Low_2412



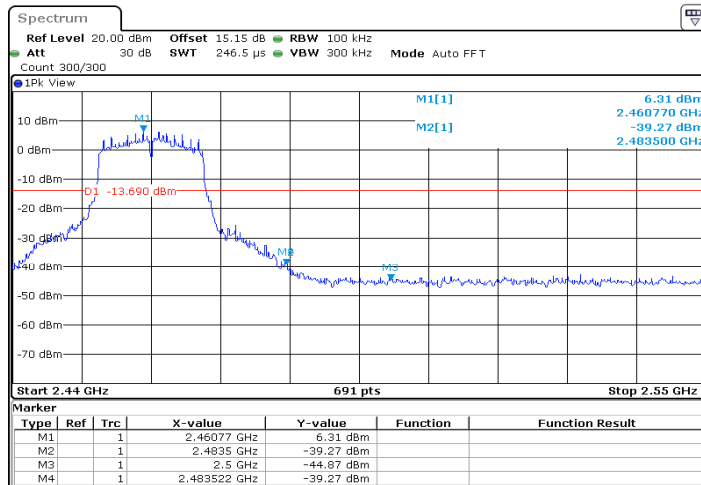
Date: 18.MAR.2020 10:42:52

11G_Ant1_High_2462



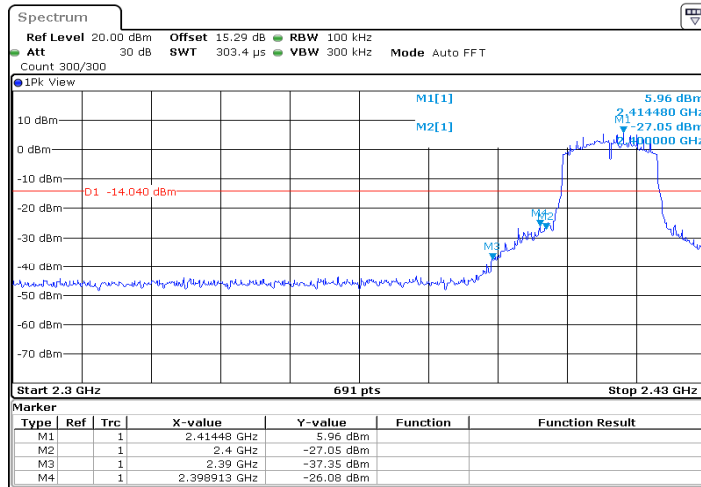
Date: 17.MAR.2020 17:12:46

11G_Ant2_High_2462



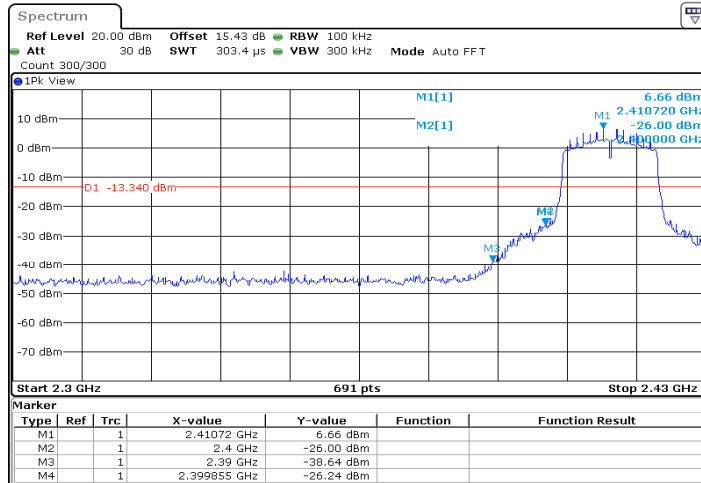
Date: 17.MAR.2020 17:40:00

11N20_Ant1_Low_2412



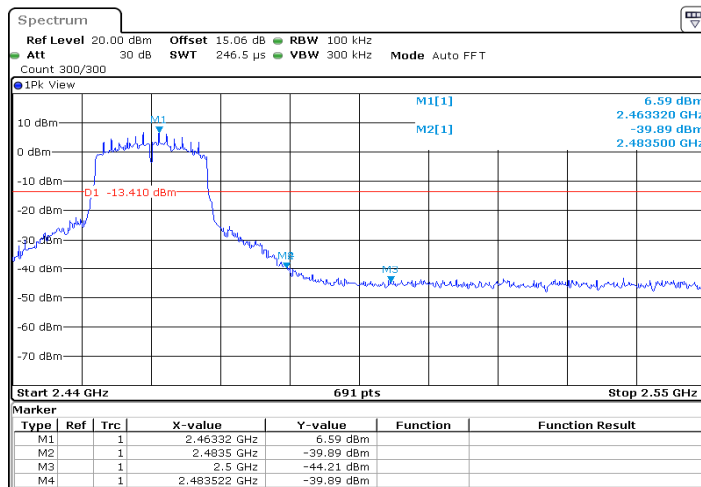
Date: 17.MAR.2020 17:14:38

11N20_Ant2_Low_2412



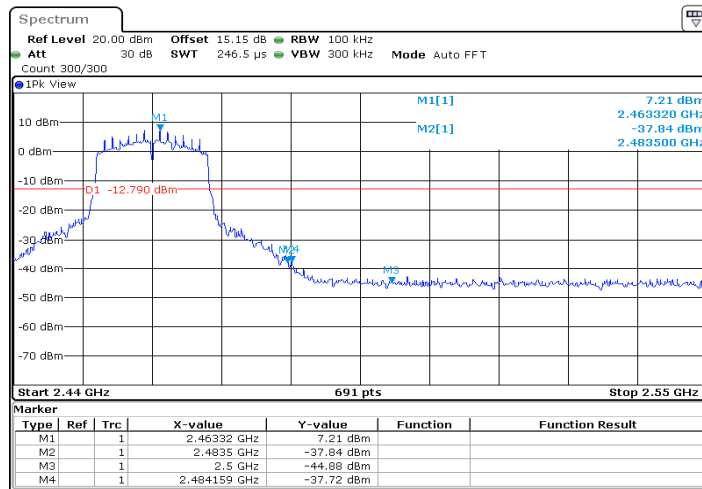
Date: 17.MAR.2020 17:42:14

11N20_Ant1_High_2462



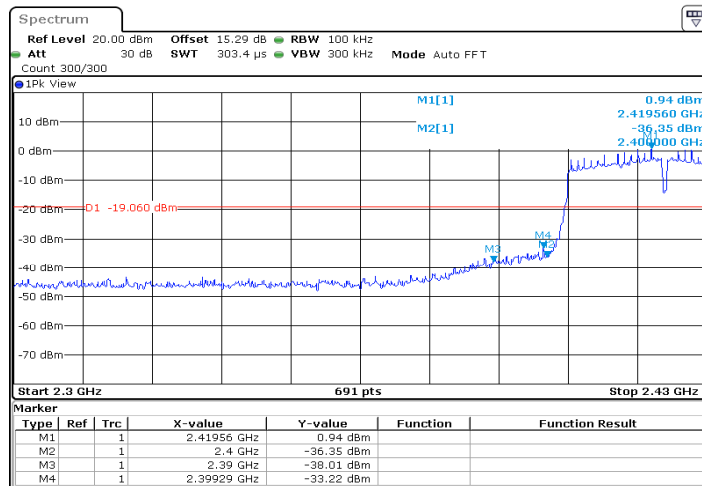
Date: 17.MAR.2020 17:18:05

11N20_Ant2_High_2462



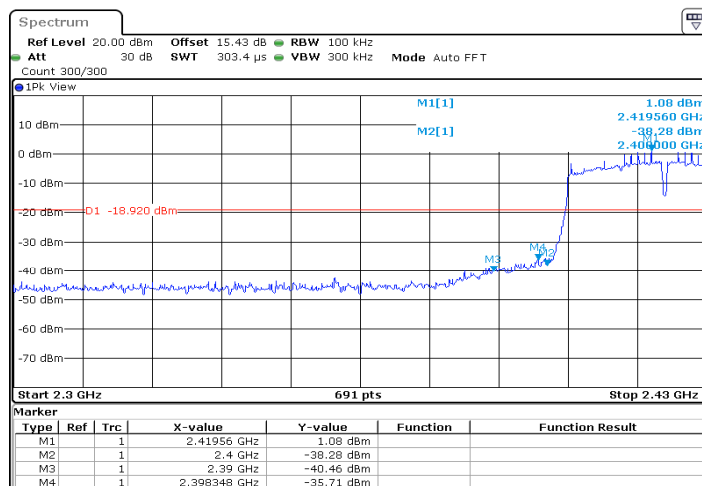
Date: 17.MAR.2020 17:46:02

11N40_Ant1_Low_2422



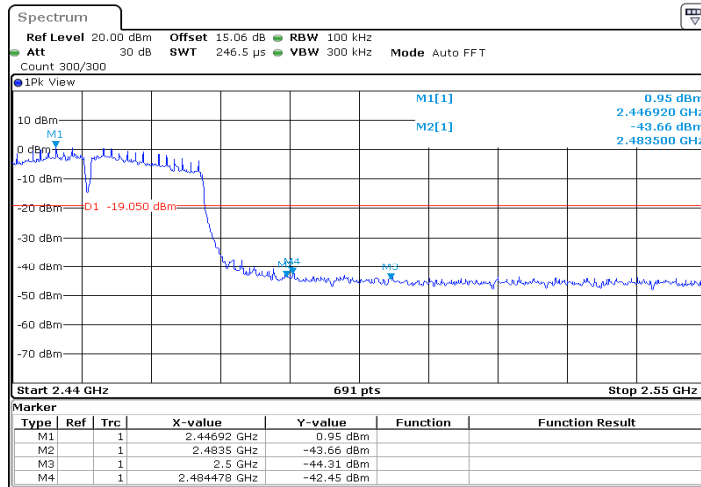
Date: 17.MAR.2020 17:20:03

11N40_Ant2_Low_2422



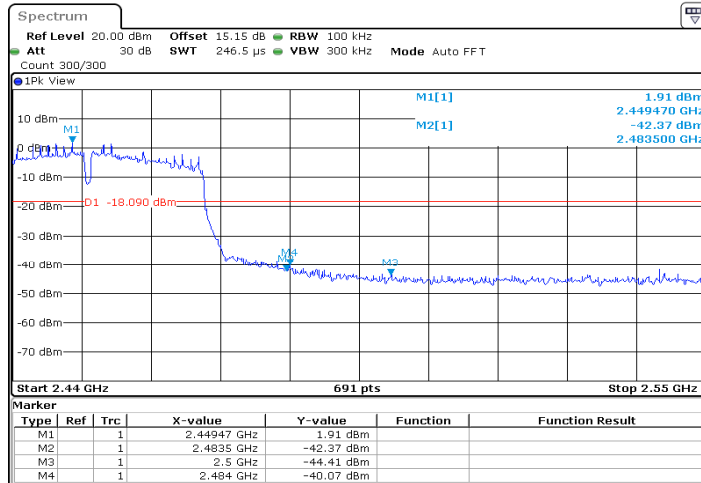
Date: 17.MAR.2020 17:48:09

11N40_Ant1_High_2452



Date: 17.MAR.2020 17:23:31

11N40_Ant2_High_2452



Date: 17.MAR.2020 17:51:30

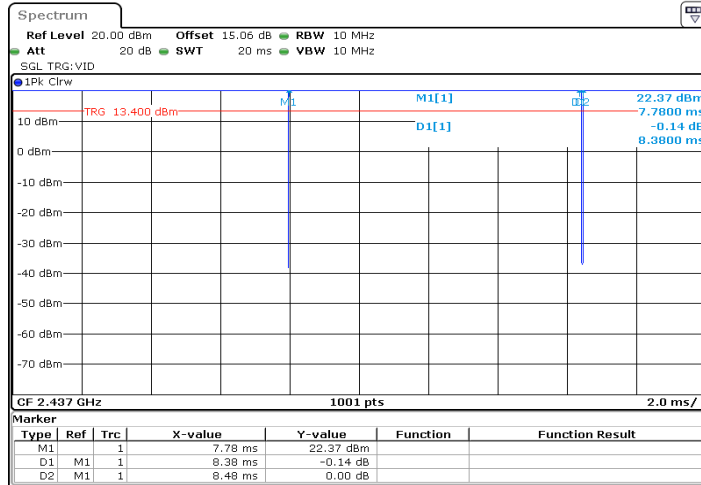
Appendix F: Duty Cycle

Test Result

TestMode	Antenna	Channel	TransmissionDuration [ms]	Transmission Period [ms]	Duty Cycle [%]
11B	Ant1	2437	8.38	8.48	98.82
	Ant2	2437	8.38	8.48	98.82
11G	Ant1	2437	1.37	1.44	95.14
	Ant2	2437	1.38	1.45	95.17
11N20	Ant1	2437	1.29	1.36	94.85
	Ant2	2437	1.29	1.37	94.16
11N40	Ant1	2437	0.63	0.70	90.00
	Ant2	2437	0.63	0.70	90.00

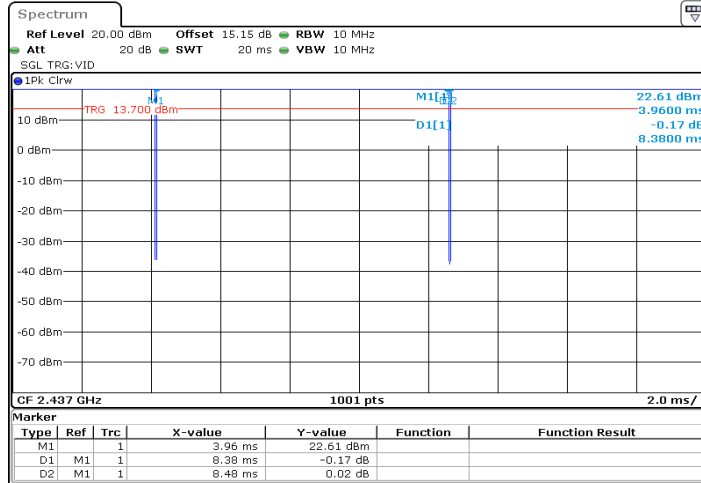
Test Graphs

11B_Ant1_2437



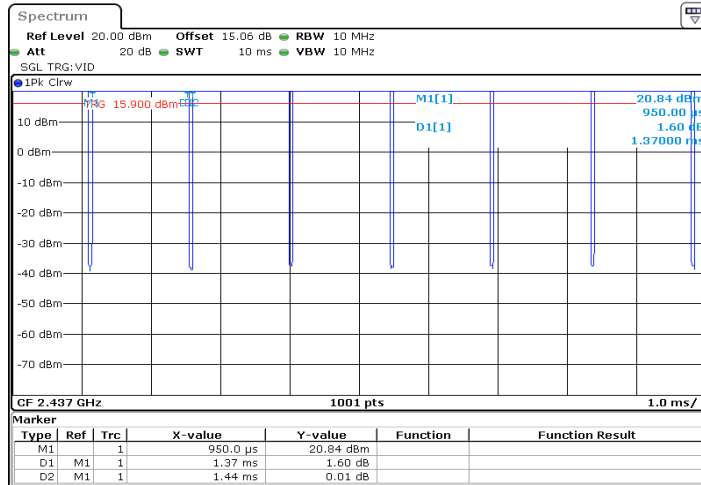
Date: 17.MAR.2020 17:01:29

11B_Ant2_2437



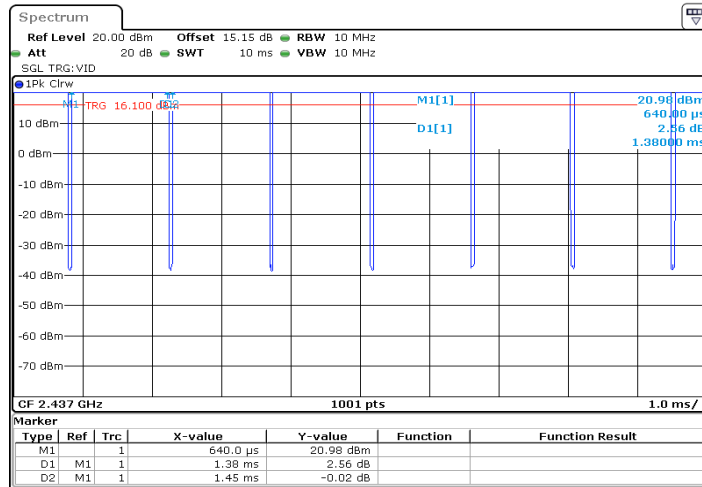
Date: 17.MAR.2020 17:29:09

11G_Ant1_2437



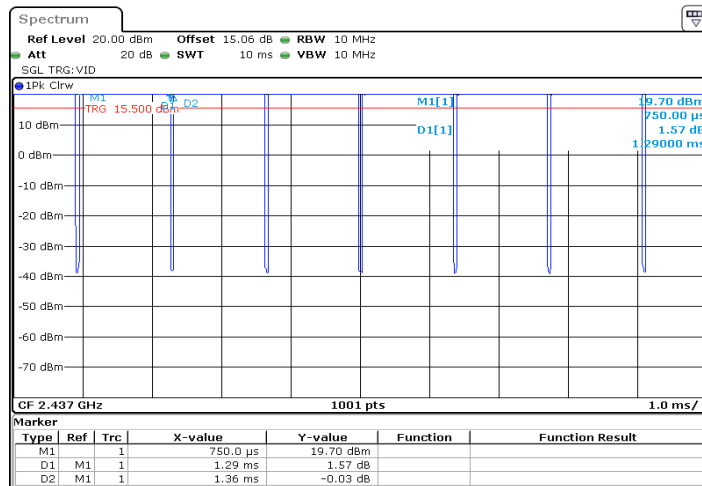
Date: 17.MAR.2020 17:09:06

11G_Ant2_2437



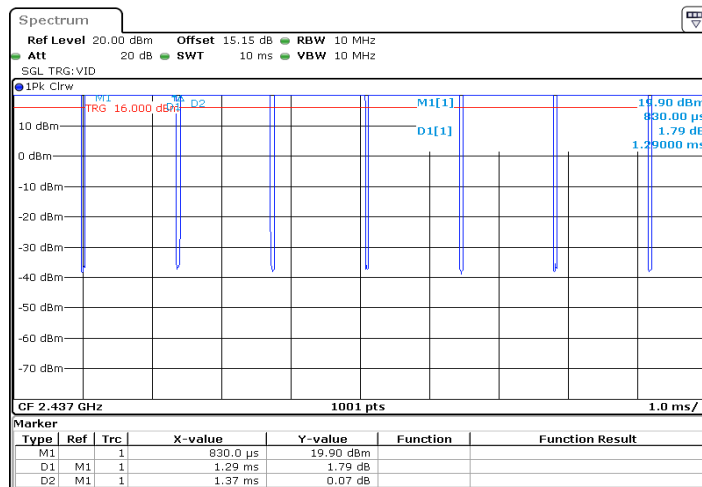
Date: 17.MAR.2020 17:37:14

11N20_Ant1_2437



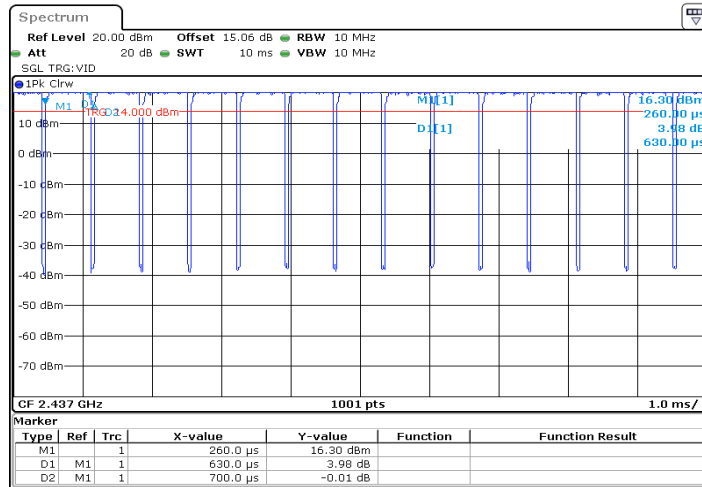
Date: 17.MAR.2020 17:15:44

11N20_Ant2_2437



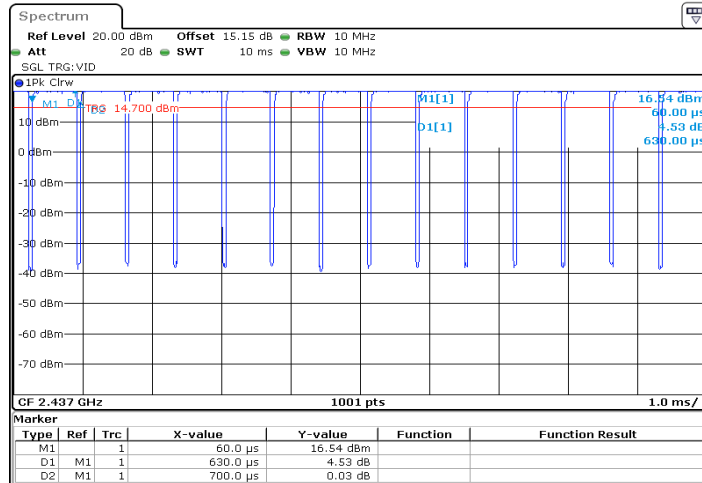
Date: 17.MAR.2020 17:43:22

11N40_Ant1_2437



Date: 17.MAR.2020 17:21:02

11N40_Ant2_2437



Date: 17.MAR.2020 17:49:09