



Test Setup Photos of the EUT


6.1 Photograph of liquid depth




Photograph of the depth in the Head Phantom (750MHz, 15.9cm depth)




Photograph of the depth in the Head Phantom (835MHz, 15.8cm depth)




Photograph of the depth in the Head Phantom (1800MHz, 15.9cm depth)




Photograph of the depth in the Head Phantom (1900MHz, 15.7cm depth)




Photograph of the depth in the Head Phantom (2450MHz, 15.8cm depth)



Photograph of the depth in the Head Phantom (2600MHz, 15.6cm depth)




Photograph of the depth in the Body Phantom (750MHz, 16.2cm depth)



Photograph of the depth in the Body Phantom (835MHz, 16.1cm depth)



Photograph of the depth in the Body Phantom (1800MHz, 16.1cm depth)



Photograph of the depth in the Body Phantom (1900MHz, 16.0cm depth)



Photograph of the depth in the Body Phantom (2450MHz, 15.6cm depth)




Photograph of the depth in the Body Phantom (2600MHz, 16.3cm depth)

6.2 Photograph of the Test


Head Setup Photo(Left Cheek)




Head Setup Photo(Left Tilt)




Head Setup Photo (Right Cheek)



Head Setup Photo(Right Tilt)



0mm body-worn Back Side Setup Photo(hotspot)



0mm body-worn Left Side Setup Photo(hotspot)



0mm body-worn Right Side Setup Photo (hotspot)



0mm body-worn Top Side Setup Photo (hotspot)



0mm body-worn Bottom Side Setup Photo (hotspot)

