




Appendix D

Photographs

1. SAR measurement System
2. Photographs of Tissue Simulate Liquid
3. Photographs of EUT test position
4. EUT Constructional Details












1. SAR measurement System



2. Photographs of Tissue Simulate Liquid

Photo 1: Tissue Simulant Liquid for Head 750	Photo 2: Tissue Simulant Liquid for Head 835
	
Photo 3: Tissue Simulant Liquid for Head 1750	Photo 4: Tissue Simulant Liquid for Head 1900
	
Photo 5: Tissue Simulant Liquid for Head 2450	Photo 6: Tissue Simulant Liquid for Head 2600
	
Photo 7: Tissue Simulant Liquid for Head 5000	NA





NA




3. Photographs of EUT test position

Photo 8: Rear side 0mm	Photo 9: Right side 0mm
	
Photo 10: Bottom side 0mm	Photo 11: Right side 0mm
	



4. EUT Constructional Details



立讯检测股份
LCS Testing Lab

立讯检测股份
LCS Testing Lab

立讯检测股份
LCS Testing Lab

立讯检测股份
LCS Testing Lab

立讯检测股份
LCS Testing Lab

立讯检测股份
LCS Testing Lab

立讯检测股份
LCS Testing Lab

立讯检测股份
LCS Testing Lab

立讯检测股份
LCS Testing Lab

立讯检测股份
LCS Testing Lab

立讯检测股份
LCS Testing Lab

