



# Appendix B

## Detailed Test Results

1. GSM
GSM850 for Body
GSM1900 for Body
2. WCDMA
WCDMA Band II for Body
WCDMA Band V for Body
3. LTE
LTE Band 2 for Body
LTE Band 4 for Body
LTE Band 5 for Body
LTE Band 7 for Body
LTE Band 12 for Body
LTE Band 17 for Body
LTE Band 66 for Body
LTE Band 71 for Body
4. WIFI
WIFI 2.4GHz for Body
WIFI 5.2GHz for Body
WIFI 5.8GHz for Body



Test Laboratory: LCS-SAR Lab

**GSM850 GPRS 4TS 190CH Rear side 0mm-1****DUT: Tablet; Type: 10LC1; Serial: A09183246-1**

Communication System: UID 0, GSM (0); Communication System Band: GSM GSM850; Frequency: 836.6 MHz; Communication System PAR: 0 dB; PMF: 1.12202e-005

Medium parameters used:  $f = 837$  MHz;  $\sigma = 0.889$  S/m;  $\epsilon_r = 40.776$ ;  $\rho = 1000$  kg/m<sup>3</sup>

Phantom section: Flat Section

DASY Configuration:

- Probe: EX3DV4 - SN3805; ConvF(9.62, 9.62, 9.62); Calibrated: 2023/6/21;
- Sensor-Surface: 2mm (Mechanical Surface Detection),  $z = 11.0, 31.0$
- Electronics: DAE3 Sn419; Calibrated: 2023/6/20
- Phantom: ELI v5.0; Type: ELI; Serial: 2010
- DASY52 52.8.8(1222); SEMCAD X 14.6.10(7331)

**Configuration/Body/Area Scan (8x9x1):** Measurement grid: dx=15mm, dy=15mm

Maximum value of SAR (measured) = 0.0510 W/kg

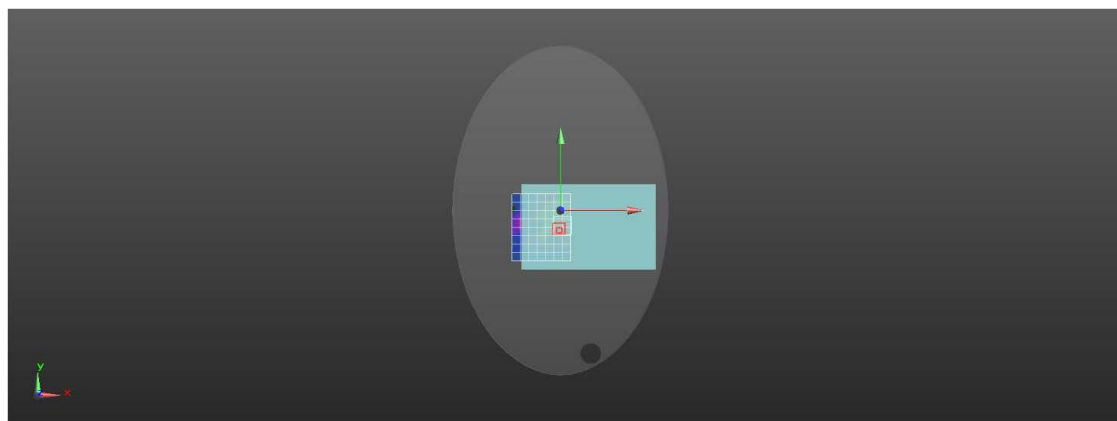
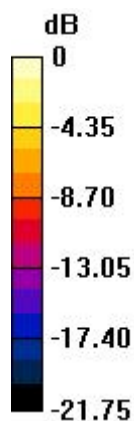
**Configuration/Body/Zoom Scan (5x5x7)/Cube 0:** Measurement grid: dx=8mm, dy=8mm, dz=5mm

Reference Value = 3.666 V/m; Power Drift = 0.11 dB

Peak SAR (extrapolated) = 0.0770 W/kg

**SAR(1 g) = 0.042 W/kg; SAR(10 g) = 0.019 W/kg**

Maximum value of SAR (measured) = 0.0543 W/kg



0 dB = 0.0510 W/kg = -12.92 dBW/kg



Test Laboratory: LCS-SAR Lab

**GSM1900 GPRS 4TS 661CH Rear side 0mm****DUT: Tablet; Type: 10LC1; Serial: A09183246-1**

Communication System: UID 10024 - DAB, GPRS-FDD (TDMA, GMSK, TN 0-1); Communication System Band: PCS 1900 (1850.0 - 1910.0 MHz); Frequency: 1880 MHz; Communication System PAR: 6.56 dB; PMF: 2.12814  
 Medium parameters used:  $f = 1880$  MHz;  $\sigma = 1.347$  S/m;  $\epsilon_r = 40.032$ ;  $\rho = 1000$  kg/m<sup>3</sup>

Phantom section: Flat Section

DASY Configuration:

- Probe: EX3DV4 - SN3805; ConvF(8.05, 8.05, 8.05); Calibrated: 2023/6/21;
- Sensor-Surface: 2mm (Mechanical Surface Detection),  $z = 11.0, 31.0$
- Electronics: DAE3 Sn419; Calibrated: 2023/6/20
- Phantom: ELI v5.0; Type: ELI; Serial: 2010
- DASY52 52.8.8(1222); SEMCAD X 14.6.10(7331)

**Configuration/Body/Area Scan (8x9x1):** Measurement grid:  $dx=15$ mm,  $dy=15$ mm

Maximum value of SAR (measured) = 0.0475 W/kg

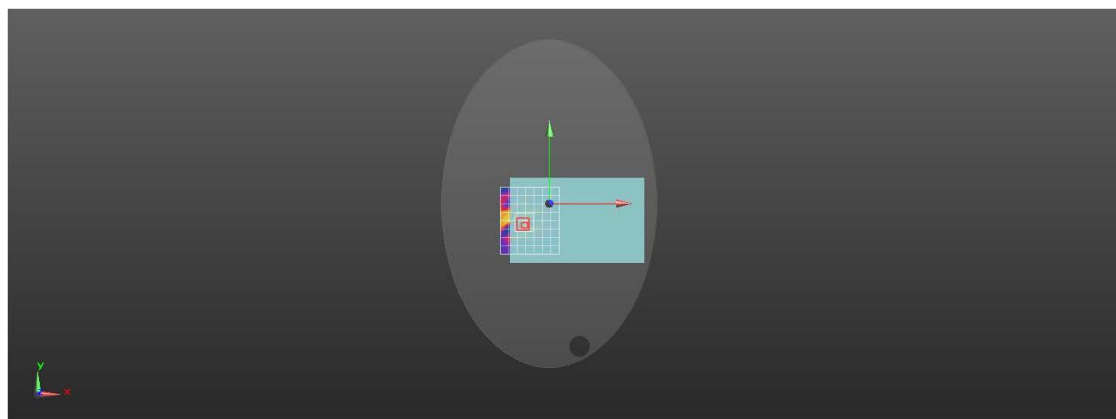
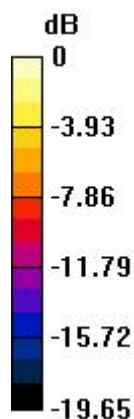
**Configuration/Body/Zoom Scan (5x5x7)/Cube 0:** Measurement grid:  $dx=8$ mm,  $dy=8$ mm,  $dz=5$ mm

Reference Value = 1.512 V/m; Power Drift = 2.61 dB

Peak SAR (extrapolated) = 0.102 W/kg

**SAR(1 g) = 0.039 W/kg; SAR(10 g) = 0.019 W/kg**

Maximum value of SAR (measured) = 0.0617 W/kg



0 dB = 0.0475 W/kg = -13.24 dBW/kg



Test Laboratory: LCS-SAR Lab

**WCDMA Band II 9400CH Rear side 0mm****DUT: Tablet; Type: 10LC1; Serial: A09183246-1**

Communication System: UID 10011 - CAB, UMTS-FDD (WCDMA); Communication System Band: Band 2, UTRA/FDD (1850.0 - 1910.0 MHz); Frequency: 1880 MHz; Communication System PAR: 2.91 dB; PMF: 1.00231  
 Medium parameters used:  $f = 1880$  MHz;  $\sigma = 1.347$  S/m;  $\epsilon_r = 40.032$ ;  $\rho = 1000$  kg/m<sup>3</sup>  
 Phantom section: Flat Section

DASY Configuration:

- Probe: EX3DV4 - SN3805; ConvF(8.05, 8.05, 8.05); Calibrated: 2023/6/21;
- Sensor-Surface: 2mm (Mechanical Surface Detection),  $z = 11.0, 31.0$
- Electronics: DAE3 Sn419; Calibrated: 2023/6/20
- Phantom: ELI v5.0; Type: ELI; Serial: 2010
- DASY52 52.8.8(1222); SEMCAD X 14.6.10(7331)

**Configuration/Body/Area Scan (8x9x1):** Measurement grid:  $dx=15$ mm,  $dy=15$ mm

Maximum value of SAR (measured) = 0.597 W/kg

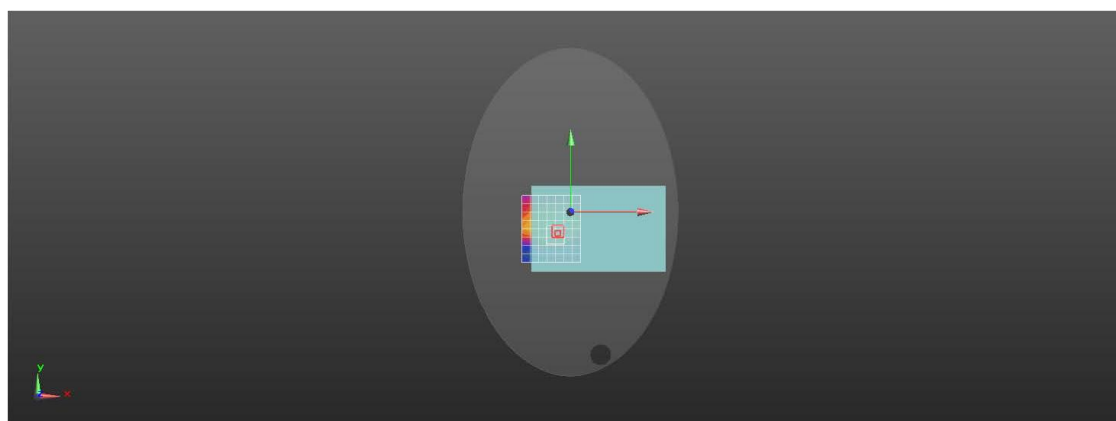
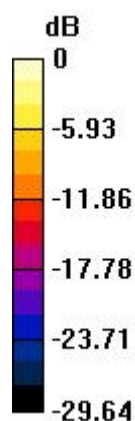
**Configuration/Body/Zoom Scan (5x5x7)/Cube 0:** Measurement grid:  $dx=8$ mm,  $dy=8$ mm,  $dz=5$ mm

Reference Value = 8.053 V/m; Power Drift = 0.14 dB

Peak SAR (extrapolated) = 1.04 W/kg

**SAR(1 g) = 0.456 W/kg; SAR(10 g) = 0.224 W/kg**

Maximum value of SAR (measured) = 0.723 W/kg



0 dB = 0.597 W/kg = -2.24 dBW/kg



Test Laboratory: LCS-SAR Lab

**WCDMA Band V 4233CH Rear side 0mm****DUT: Tablet; Type: 10LC1; Serial: A09183246-1**

Communication System: UID 0, WCDMA (0); Communication System Band: WCDMA Band V; Frequency: 846.6 MHz; Communication System PAR: 3.4 dB; PMF: 1.01976

Medium parameters used:  $f = 847$  MHz;  $\sigma = 0.896$  S/m;  $\epsilon_r = 40.682$ ;  $\rho = 1000$  kg/m<sup>3</sup>

Phantom section: Flat Section

DASY Configuration:

- Probe: EX3DV4 - SN3805; ConvF(9.62, 9.62, 9.62); Calibrated: 2023/6/21;
- Sensor-Surface: 2mm (Mechanical Surface Detection),  $z = 11.0, 31.0$
- Electronics: DAE3 Sn419; Calibrated: 2023/6/20
- Phantom: ELI v5.0; Type: ELI; Serial: 2010
- DASY52 52.8.8(1222); SEMCAD X 14.6.10(7331)

**Configuration/Body/Area Scan (8x9x1):** Measurement grid: dx=15mm, dy=15mm

Maximum value of SAR (measured) = 0.307 W/kg

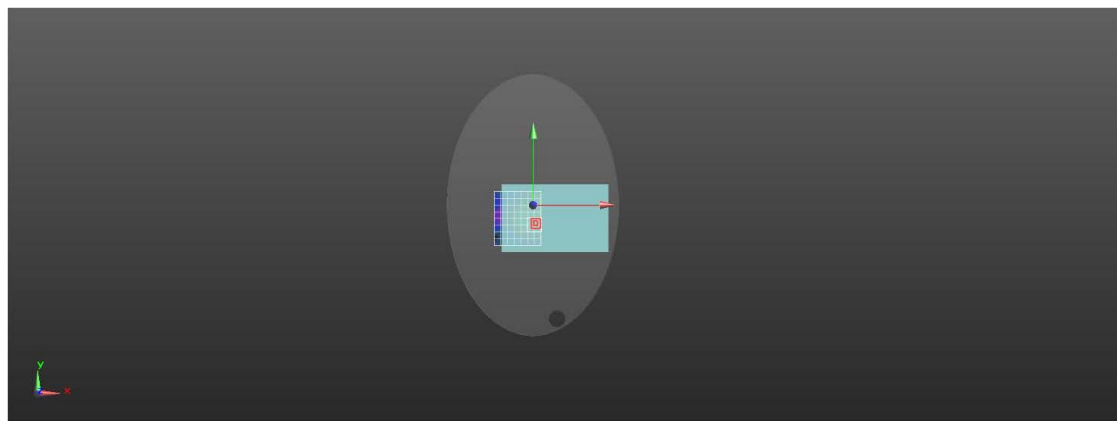
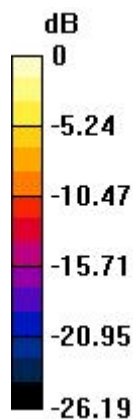
**Configuration/Body/Zoom Scan (5x5x7)/Cube 0:** Measurement grid: dx=8mm, dy=8mm, dz=5mm

Reference Value = 6.356 V/m; Power Drift = 0.13 dB

Peak SAR (extrapolated) = 0.503 W/kg

**SAR(1 g) = 0.250 W/kg; SAR(10 g) = 0.131 W/kg**

Maximum value of SAR (measured) = 0.335 W/kg



0 dB = 0.307 W/kg = -5.12 dBW/kg



Shenzhen LCS Compliance Testing Laboratory Ltd.

Add: 101, 201 Bldg A &amp; 301 Bldg C, Juji Industrial Park Yabianxueziwei, Shajing Street, Baoan District, Shenzhen, 518000, China

Tel: +(86) 0755-82591330 | E-mail: webmaster@lcs-cert.com | Web: www.lcs-cert.com

Scan code to check authenticity

Test Laboratory: LCS-SAR Lab

**LTE Band 2 20M QPSK 1RB49 18900CH Rear side 0mm****DUT: Tablet; Type: 10LC1; Serial: A09183246-1**

Communication System: UID 0, LTE-FDD (0); Communication System Band: LTE Band 2 20MHz; Frequency: 1880 MHz; Communication System PAR: 5.73 dB; PMF: 1.13894

Medium parameters used:  $f = 1880$  MHz;  $\sigma = 1.347$  S/m;  $\epsilon_r = 40.032$ ;  $\rho = 1000$  kg/m<sup>3</sup>

Phantom section: Flat Section

DASY Configuration:

- Probe: EX3DV4 - SN3805; ConvF(8.05, 8.05, 8.05); Calibrated: 2023/6/21;
- Sensor-Surface: 2mm (Mechanical Surface Detection),  $z = 11.0, 31.0$
- Electronics: DAE3 Sn419; Calibrated: 2023/6/20
- Phantom: ELI v5.0; Type: ELI; Serial: 2010
- DASY52 52.8.8(1222); SEMCAD X 14.6.10(7331)

**Configuration/Body/Area Scan (8x9x1):** Measurement grid:  $dx=15$ mm,  $dy=15$ mm

Maximum value of SAR (measured) = 0.925 W/kg

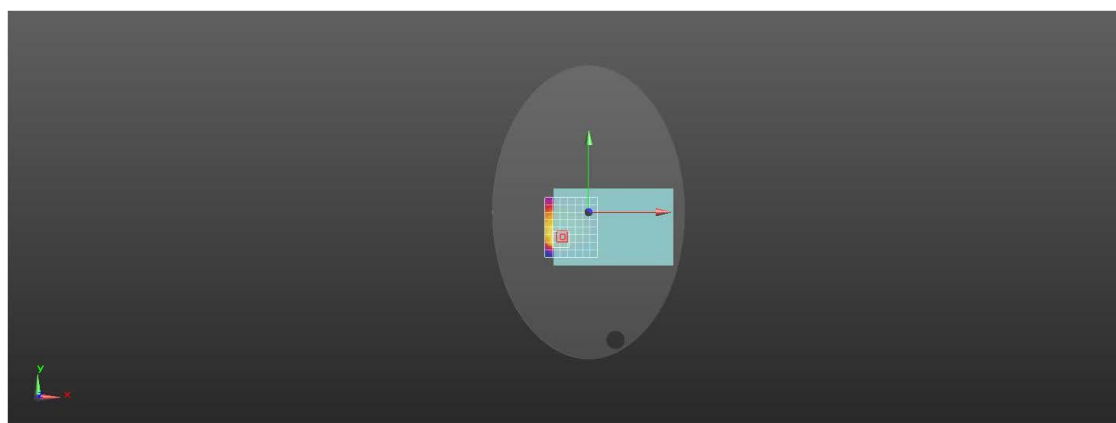
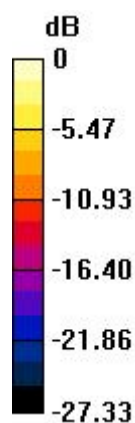
**Configuration/Body/Zoom Scan (5x5x7)/Cube 0:** Measurement grid:  $dx=8$ mm,  $dy=8$ mm,  $dz=5$ mm

Reference Value = 4.713 V/m; Power Drift = 0.16 dB

Peak SAR (extrapolated) = 1.77 W/kg

**SAR(1 g) = 0.773 W/kg; SAR(10 g) = 0.382 W/kg**

Maximum value of SAR (measured) = 1.22 W/kg



0 dB = 0.925 W/kg = -0.34 dBW/kg



Test Laboratory: LCS-SAR Lab

**LTE Band 4 QPSK 1RB49 20050CH Rear side 0mm****DUT: Tablet; Type: 10LC1; Serial: A09183246-1**

Communication System: UID 0, LTE-FDD (0); Communication System Band: LTE Band 4 20MHz; Frequency: 1720 MHz; Communication System PAR: 5.73 dB; PMF: 1.13894

Medium parameters used:  $f = 1720$  MHz;  $\sigma = 1.287$  S/m;  $\epsilon_r = 40.361$ ;  $\rho = 1000$  kg/m<sup>3</sup>

Phantom section: Flat Section

DASY Configuration:

- Probe: EX3DV4 - SN3805; ConvF(8.35, 8.35, 8.35); Calibrated: 2018/6/21;
- Sensor-Surface: 2mm (Mechanical Surface Detection),  $z = 11.0, 31.0$
- Electronics: DAE3 Sn419; Calibrated: 2023/6/20
- Phantom: ELI v5.0; Type: ELI; Serial: 2010
- DASY52 52.8.8(1222); SEMCAD X 14.6.10(7331)

**Configuration/Body/Area Scan (8x9x1):** Measurement grid:  $dx=15$ mm,  $dy=15$ mm

Maximum value of SAR (measured) = 0.644 W/kg

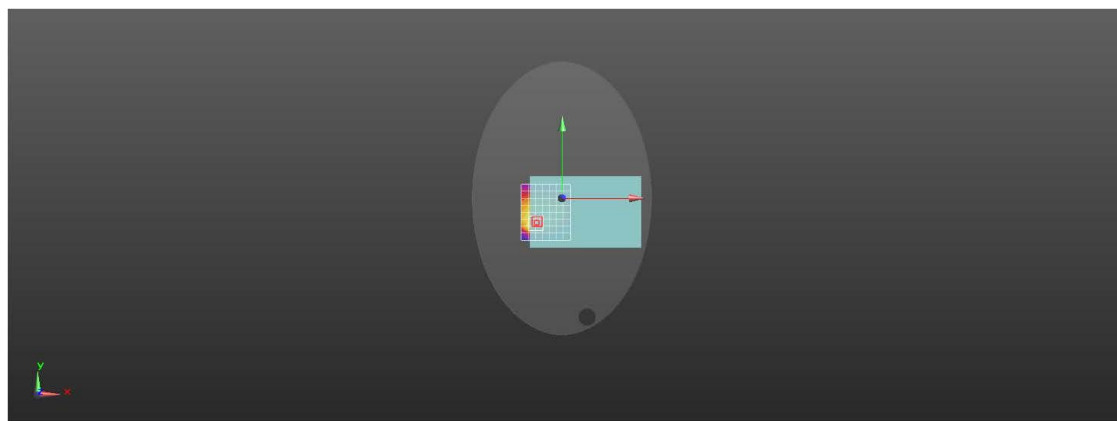
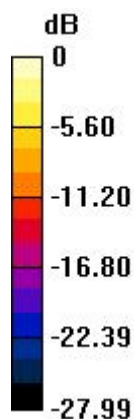
**Configuration/Body/Zoom Scan (5x5x7)/Cube 0:** Measurement grid:  $dx=8$ mm,  $dy=8$ mm,  $dz=5$ mm

Reference Value = 4.536 V/m; Power Drift = 0.11 dB

Peak SAR (extrapolated) = 1.29 W/kg

**SAR(1 g) = 0.569 W/kg; SAR(10 g) = 0.277 W/kg**

Maximum value of SAR (measured) = 0.897 W/kg



0 dB = 0.644 W/kg = -1.91 dBW/kg



Test Laboratory: LCS-SAR Lab

**LTE Band 5 QPSK 1RB24 20525CH Rear side 0mm****DUT: Tablet; Type: 10LC1; Serial: A09183246-1**

Communication System: UID 0, LTE-FDD (0); Communication System Band: LTE Band 5 10MHz; Frequency: 836.5 MHz; Communication System PAR: 5.73 dB; PMF: 1.13894

Medium parameters used:  $f = 836.5$  MHz;  $\sigma = 0.888$  S/m;  $\epsilon_r = 40.75$ ;  $\rho = 1000$  kg/m<sup>3</sup>

Phantom section: Flat Section

DASY Configuration:

- Probe: EX3DV4 - SN3805; ConvF(9.62, 9.62, 9.62); Calibrated: 2023/6/21;
- Sensor-Surface: 2mm (Mechanical Surface Detection),  $z = 11.0, 31.0$
- Electronics: DAE3 Sn419; Calibrated: 2023/6/20
- Phantom: ELI v5.0; Type: ELI; Serial: 2010
- DASY52 52.8.8(1222); SEMCAD X 14.6.10(7331)

**Configuration/Body/Area Scan (8x9x1):** Measurement grid: dx=15mm, dy=15mm

Maximum value of SAR (measured) = 0.377 W/kg

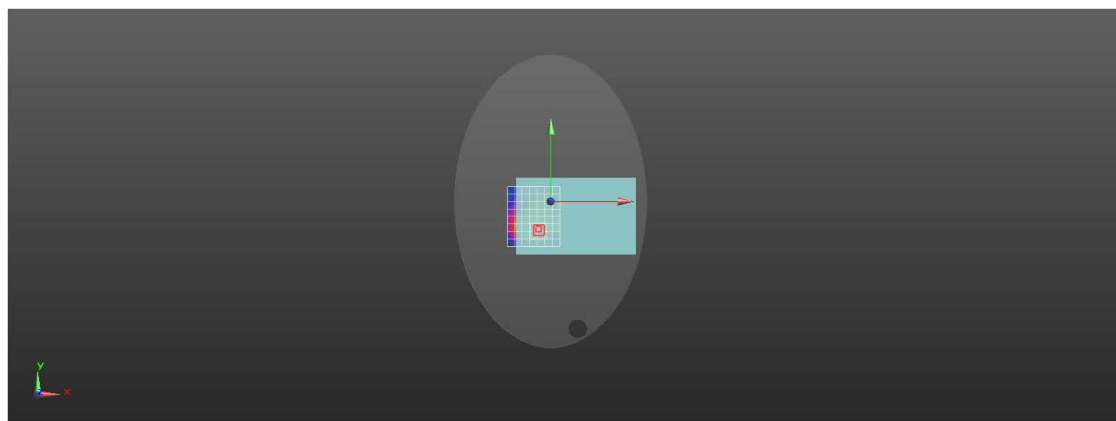
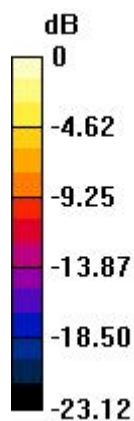
**Configuration/Body/Zoom Scan (5x5x7)/Cube 0:** Measurement grid: dx=8mm, dy=8mm, dz=5mm

Reference Value = 7.464 V/m; Power Drift = 0.00 dB

Peak SAR (extrapolated) = 0.609 W/kg

**SAR(1 g) = 0.306 W/kg; SAR(10 g) = 0.163 W/kg**

Maximum value of SAR (measured) = 0.404 W/kg



0 dB = 0.377 W/kg = -4.24 dBW/kg





Test Laboratory: LCS-SAR Lab

**LTE Band 7 20M QPSK 1RB99 21100CH Rear side 0mm****DUT: Tablet; Type: 10LC1; Serial: A09183246-1**

Communication System: UID 0, LTE-FDD (0); Communication System Band: LTE Band 7 20MHz; Frequency: 2535 MHz; Communication System PAR: 5.73 dB; PMF: 1.13894

Medium parameters used:  $f = 2535$  MHz;  $\sigma = 1.946$  S/m;  $\epsilon_r = 39.958$ ;  $\rho = 1000$  kg/m<sup>3</sup>

Phantom section: Flat Section

DASY Configuration:

- Probe: EX3DV4 - SN3805; ConvF(7.35, 7.35, 7.35); Calibrated: 2023/6/21;
- Sensor-Surface: 2mm (Mechanical Surface Detection),  $z = 11.0, 31.0$
- Electronics: DAE3 Sn419; Calibrated: 2023/6/20
- Phantom: ELI v5.0; Type: ELI; Serial: 2010
- DASY52 52.8.8(1222); SEMCAD X 14.6.10(7331)

**Configuration/Body/Area Scan (10x11x1):** Measurement grid:  $dx=12$ mm,  $dy=12$ mm

Maximum value of SAR (measured) = 0.185 W/kg

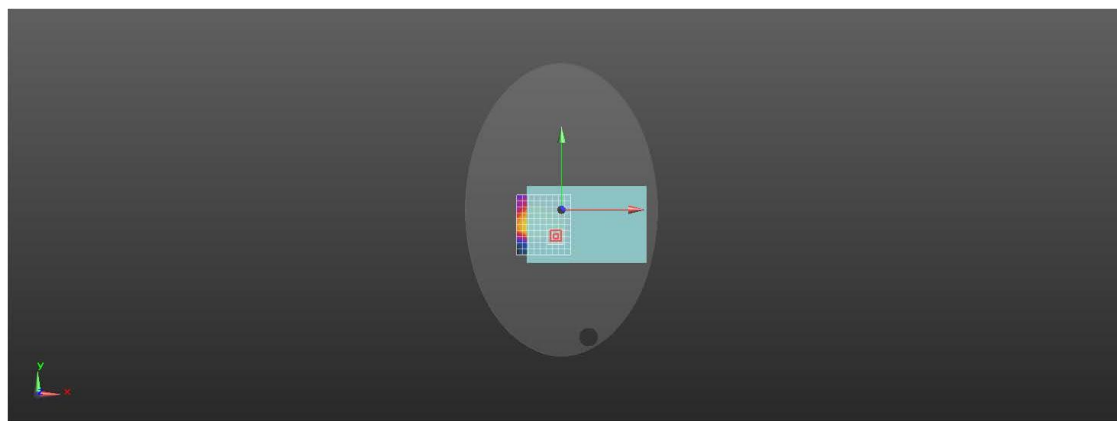
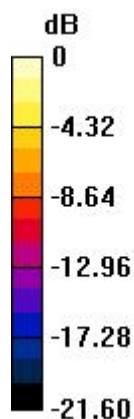
**Configuration/Body/Zoom Scan (7x7x7)/Cube 0:** Measurement grid:  $dx=5$ mm,  $dy=5$ mm,  $dz=5$ mm

Reference Value = 2.834 V/m; Power Drift = 0.10 dB

Peak SAR (extrapolated) = 0.388 W/kg

**SAR(1 g) = 0.123 W/kg; SAR(10 g) = 0.042 W/kg**

Maximum value of SAR (measured) = 0.208 W/kg



0 dB = 0.185 W/kg = -7.32 dBW/kg



Test Laboratory: LCS-SAR Lab

**LTE Band 12 10M QPSK 1RB0 23060CH Rear side 0mm****DUT: Tablet; Type: 10LC1; Serial: A09183246-1**

Communication System: UID 0, LTE-FDD (0); Communication System Band: LTE Band 12 10MHz; Frequency: 704 MHz; Communication System PAR: 5.73 dB; PMF: 1.13894

Medium parameters used:  $f = 704$  MHz;  $\sigma = 0.863$  S/m;  $\epsilon_r = 42.594$ ;  $\rho = 1000$  kg/m<sup>3</sup>

Phantom section: Flat Section

DASY Configuration:

- Probe: EX3DV4 - SN3805; ConvF(10.02, 10.02, 10.02); Calibrated: 2023/6/21;
- Sensor-Surface: 2mm (Mechanical Surface Detection),  $z = 11.0, 31.0$
- Electronics: DAE3 Sn419; Calibrated: 2023/6/20
- Phantom: ELI v5.0; Type: ELI; Serial: 2010
- DASY52 52.8.8(1222); SEMCAD X 14.6.10(7331)

**Configuration/Body/Area Scan (8x9x1):** Measurement grid:  $dx=15$ mm,  $dy=15$ mm

Maximum value of SAR (measured) = 0.523 W/kg

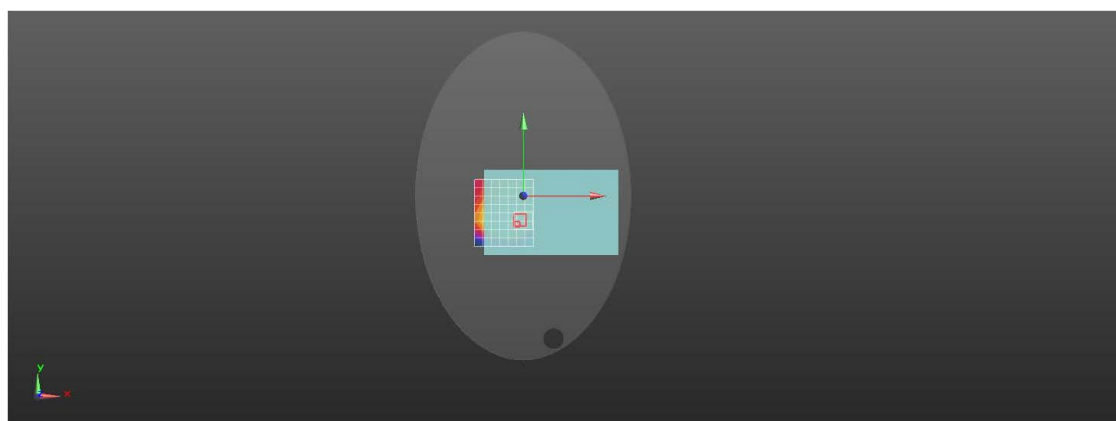
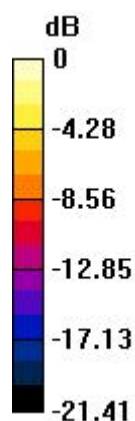
**Configuration/Body/Zoom Scan (5x5x7)/Cube 0:** Measurement grid:  $dx=8$ mm,  $dy=8$ mm,  $dz=5$ mm

Reference Value = 15.46 V/m; Power Drift = -0.09 dB

Peak SAR (extrapolated) = 0.746 W/kg

**SAR(1 g) = 0.343 W/kg; SAR(10 g) = 0.205 W/kg**

Maximum value of SAR (measured) = 0.504 W/kg



0 dB = 0.523 W/kg = -2.82 dBW/kg



Test Laboratory: LCS-SAR Lab

**LTE Band 17 10M QPSK 1RB24 23800CH Rear side 0mm****DUT: Tablet; Type: 10LC1; Serial: A09183246-1**

Communication System: UID 0, LTE-FDD (0); Communication System Band: LTE Band 17 10MHz; Frequency: 711 MHz; Communication System PAR: 5.73 dB; PMF: 1.13894

Medium parameters used:  $f = 711$  MHz;  $\sigma = 0.873$  S/m;  $\epsilon_r = 42.485$ ;  $\rho = 1000$  kg/m<sup>3</sup>

Phantom section: Flat Section

DASY Configuration:

- Probe: EX3DV4 - SN3805; ConvF(10.02, 10.02, 10.02); Calibrated: 2023/6/21;
- Sensor-Surface: 2mm (Mechanical Surface Detection),  $z = 11.0, 31.0$
- Electronics: DAE3 Sn419; Calibrated: 2023/6/20
- Phantom: ELI v5.0; Type: ELI; Serial: 2010
- DASY52 52.8.8(1222); SEMCAD X 14.6.10(7331)

**Configuration/Body/Area Scan (8x9x1):** Measurement grid:  $dx=15$ mm,  $dy=15$ mm

Maximum value of SAR (measured) = 0.632 W/kg

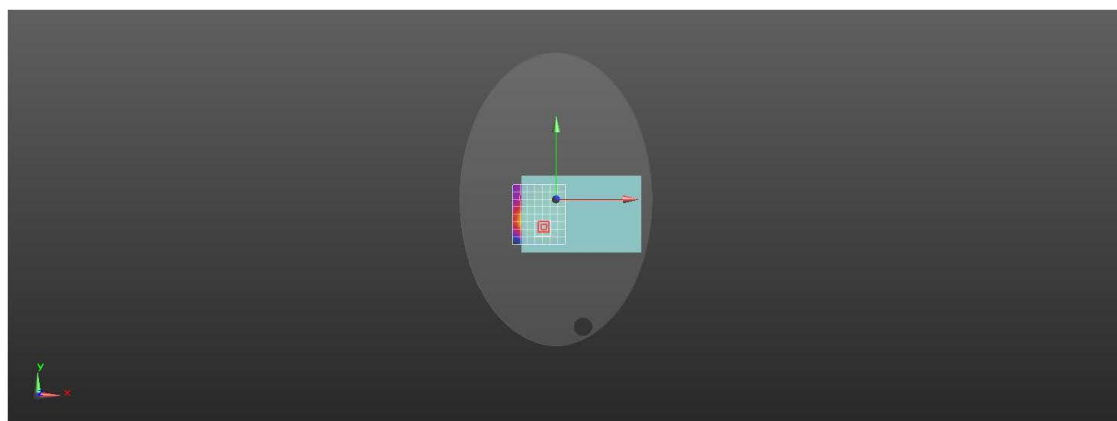
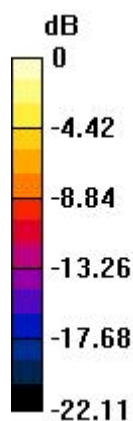
**Configuration/Body/Zoom Scan (5x5x7)/Cube 0:** Measurement grid:  $dx=8$ mm,  $dy=8$ mm,  $dz=5$ mm

Reference Value = 13.35 V/m; Power Drift = 0.01 dB

Peak SAR (extrapolated) = 1.00 W/kg

**SAR(1 g) = 0.519 W/kg; SAR(10 g) = 0.285 W/kg**

Maximum value of SAR (measured) = 0.730 W/kg



0 dB = 0.632 W/kg = -1.99 dBW/kg



Test Laboratory: LCS-SAR Lab

**LTE Band 66 20M QPSK 50RB50 132322CH Rear side 0mm****DUT: Tablet; Type: 10LC1; Serial: A09183246-1**

Communication System: UID 0, LTE-FDD (0); Communication System Band: LTE Band 66 20MHz; Frequency: 1745 MHz; Communication System PAR: 5.73 dB; PMF: 1.13894

Medium parameters used:  $f = 1745$  MHz;  $\sigma = 1.353$  S/m;  $\epsilon_r = 40.378$ ;  $\rho = 1000$  kg/m<sup>3</sup>

Phantom section: Flat Section

DASY Configuration:

- Probe: EX3DV4 - SN3805; ConvF(8.35, 8.35, 8.35); Calibrated: 2023/6/21;
- Sensor-Surface: 2mm (Mechanical Surface Detection),  $z = 11.0, 31.0$
- Electronics: DAE3 Sn419; Calibrated: 2023/6/10
- Phantom: ELI v5.0; Type: ELI; Serial: 2010
- DASY52 52.8.8(1222); SEMCAD X 14.6.10(7331)

**Configuration/Body/Area Scan (8x9x1):** Measurement grid: dx=15mm, dy=15mm

Maximum value of SAR (measured) = 0.600 W/kg

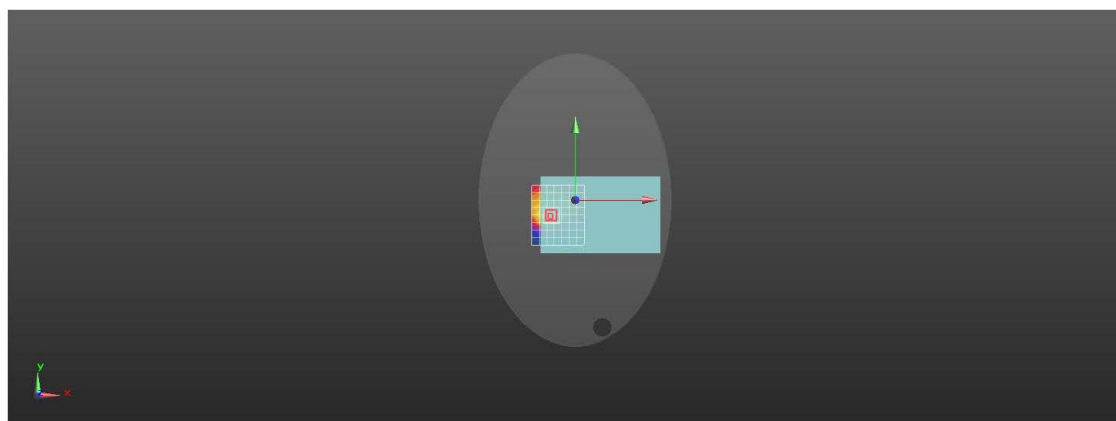
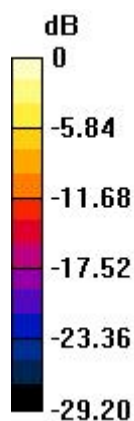
**Configuration/Body/Zoom Scan (5x5x7)/Cube 0:** Measurement grid: dx=8mm, dy=8mm, dz=5mm

Reference Value = 6.079 V/m; Power Drift = 0.06 dB

Peak SAR (extrapolated) = 0.982 W/kg

**SAR(1 g) = 0.439 W/kg; SAR(10 g) = 0.209 W/kg**

Maximum value of SAR (measured) = 0.660 W/kg



0 dB = 0.600 W/kg = -2.22 dBW/kg



Test Laboratory: LCS-SAR Lab

**LTE Band 71 20M QPSK 1RB49 133222CH Rear side 0mm****DUT: Tablet; Type: 10LC1; Serial: A09183246-1**

Communication System: UID 0, LTE-FDD (0); Communication System Band: LTE Band 71 20MHz; Frequency: 673 MHz; Communication System PAR: 5.73 dB; PMF: 1.13894

Medium parameters used:  $f = 673$  MHz;  $\sigma = 0.839$  S/m;  $\epsilon_r = 42.401$ ;  $\rho = 1000$  kg/m<sup>3</sup>

Phantom section: Flat Section

DASY Configuration:

- Probe: EX3DV4 - SN3805; ConvF(10.02, 10.02, 10.02); Calibrated: 2023/6/21;
- Sensor-Surface: 2mm (Mechanical Surface Detection),  $z = 11.0, 31.0$
- Electronics: DAE3 Sn419; Calibrated: 2023/6/20
- Phantom: ELI v5.0; Type: ELI; Serial: 2010
- DASY52 52.8.8(1222); SEMCAD X 14.6.10(7331)

**Configuration/Body/Area Scan (8x9x1):** Measurement grid:  $dx=15$ mm,  $dy=15$ mm

Maximum value of SAR (measured) = 0.461 W/kg

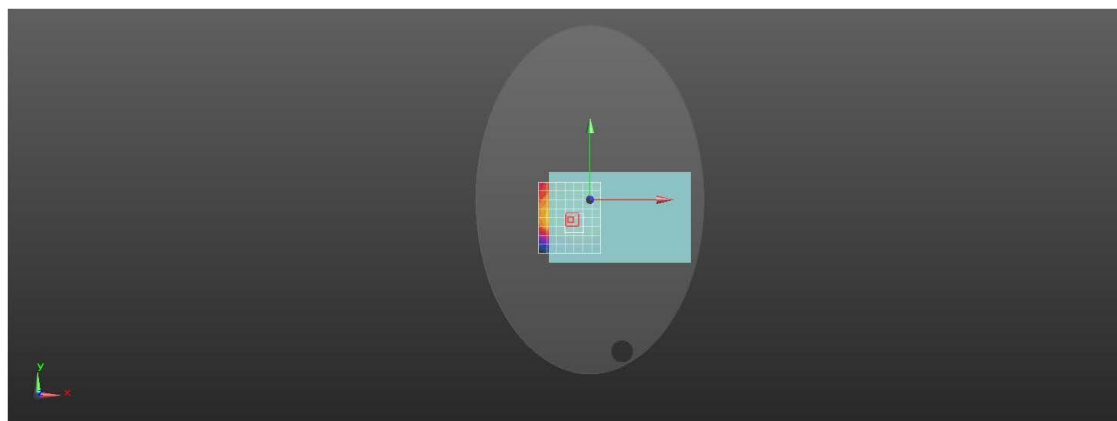
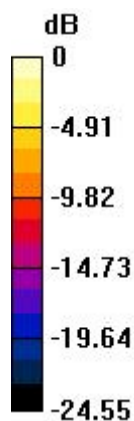
**Configuration/Body/Zoom Scan (5x5x7)/Cube 0:** Measurement grid:  $dx=8$ mm,  $dy=8$ mm,  $dz=5$ mm

Reference Value = 17.05 V/m; Power Drift = 0.12 dB

Peak SAR (extrapolated) = 0.695 W/kg

**SAR(1 g) = 0.396 W/kg; SAR(10 g) = 0.243 W/kg**

Maximum value of SAR (measured) = 0.525 W/kg



0 dB = 0.461 W/kg = -3.36 dBW/kg



Test Laboratory: LCS-SAR Lab

**WIFI 2.4G 802.11b 6CH Rear side 0mm****DUT: Tablet; Type: 10LC1; Serial: A09183246-1**

Communication System: UID 0, WIFI 2.4GHz (0); Communication System Band: WIFI 2.4GHz; Frequency: 2437 MHz; Communication System PAR: 1.87 dB; PMF: 1.04833

Medium parameters used:  $f = 2437$  MHz;  $\sigma = 1.812$  S/m;  $\epsilon_r = 40.181$ ;  $\rho = 1000$  kg/m<sup>3</sup>

Phantom section: Flat Section

DASY Configuration:

- Probe: EX3DV4 - SN3805; ConvF(7.19, 7.19, 7.19); Calibrated: 2023/6/21;
- Sensor-Surface: 2mm (Mechanical Surface Detection),  $z = 11.0, 31.0$
- Electronics: DAE3 Sn419; Calibrated: 2023/6/20
- Phantom: ELI v5.0; Type: ELI; Serial: 2010
- DASY52 52.8.8(1222); SEMCAD X 14.6.10(7331)

**Configuration/Body/Area Scan (10x11x1):** Measurement grid:  $dx=12$ mm,  $dy=12$ mm

Maximum value of SAR (measured) = 0.882 W/kg

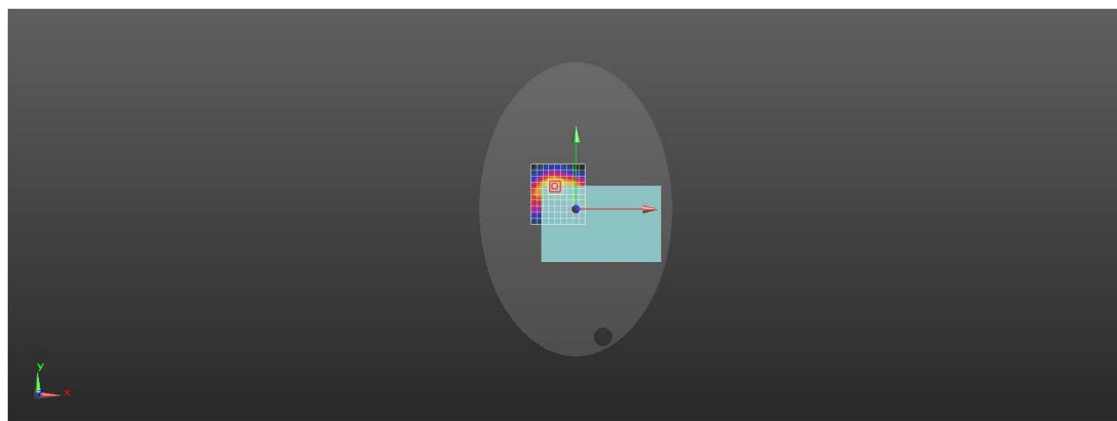
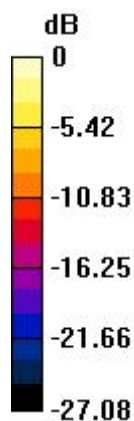
**Configuration/Body/Zoom Scan (7x7x7)/Cube 0:** Measurement grid:  $dx=5$ mm,  $dy=5$ mm,  $dz=5$ mm

Reference Value = 3.654 V/m; Power Drift = -0.11 dB

Peak SAR (extrapolated) = 1.60 W/kg

**SAR(1 g) = 0.594 W/kg; SAR(10 g) = 0.237 W/kg**

Maximum value of SAR (measured) = 1.03 W/kg



0 dB = 0.882 W/kg = -0.55 dBW/kg

