



Appendix A

Detailed System Check Results

1. System Performance Check
System Performance Check 750 MHz Head
System Performance Check 835 MHz Head
System Performance Check 1750 MHz Head
System Performance Check 1900 MHz Head
System Performance Check 2450 MHz Head
System Performance Check 2600 MHz Head
System Performance Check 5250 MHz Head
System Performance Check 5800 MHz Head



Test Laboratory: LCS-SAR Lab

System Performance Check 750 MHz**DUT: D750V3; Type: D750V3; Serial: 1191**

Communication System: UID 0, CW (0); Communication System Band: D750 (750.0 MHz); Frequency: 750 MHz; Communication System PAR: 0 dB; PMF: 1

Medium parameters used: $f = 750$ MHz; $\sigma = 0.894$ S/m; $\epsilon_r = 41.739$; $\rho = 1000$ kg/m³

Phantom section: Flat Section

DASY Configuration:

- Probe: EX3DV4 - SN3805; ConvF(10.02, 10.02, 10.02); Calibrated: 2023/6/21;
- Sensor-Surface: 2mm (Mechanical Surface Detection), $z = 4.0, 31.0$
- Electronics: DAE3 Sn419; Calibrated: 2023/6/20
- Phantom: ELI v5.0; Type: ELI; Serial: 2010
- DASY52 52.8.8(1222); SEMCAD X 14.6.10(7331)

Configuration 2/-/Area Scan (9x9x1): Measurement grid: $dx=15$ mm, $dy=15$ mm

Maximum value of SAR (measured) = 2.70 W/kg

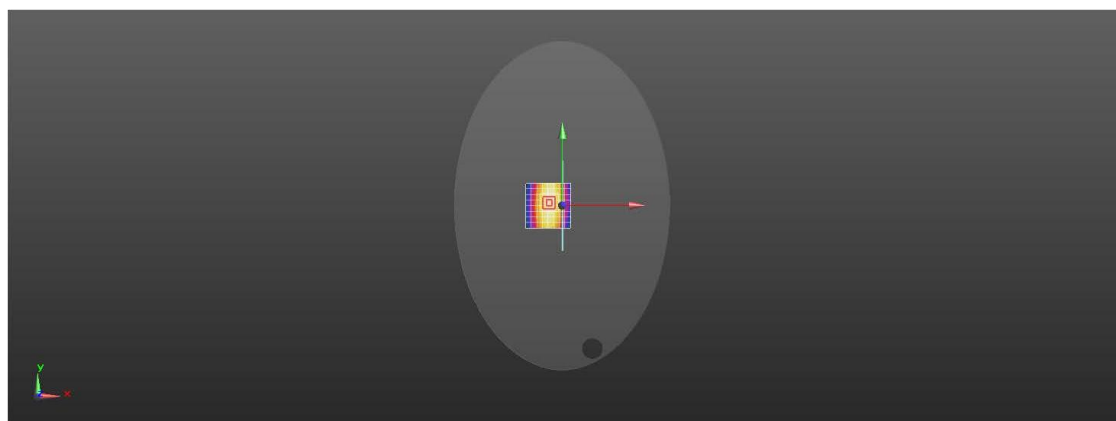
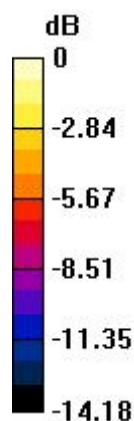
Configuration 2/-/Zoom Scan (5x5x7)/Cube 0: Measurement grid: $dx=8$ mm, $dy=8$ mm, $dz=5$ mm

Reference Value = 55.83 V/m; Power Drift = -0.08 dB

Peak SAR (extrapolated) = 3.28 W/kg

SAR(1 g) = 2.13 W/kg; SAR(10 g) = 1.39 W/kg

Maximum value of SAR (measured) = 2.75 W/kg



0 dB = 2.70 W/kg = 4.31 dBW/kg



Test Laboratory: LCS-SAR Lab

System Performance Check 835 MHz

DUT: D835V2; Type: D835V2; Serial: 4d124

Communication System: UID 0, CW (0); Communication System Band: D835 (835.0 MHz); Frequency: 835 MHz; Communication System PAR: 0 dB; PMF: 1

Medium parameters used: $f = 835$ MHz; $\sigma = 0.883$ S/m; $\epsilon_r = 40.849$; $\rho = 1000$ kg/m³

Phantom section: Flat Section

DASY Configuration:

- Probe: EX3DV4 - SN3805; ConvF(9.62, 9.62, 9.62); Calibrated: 2023/6/21;
- Sensor-Surface: 2mm (Mechanical Surface Detection), $z = -2.0, 31.0$
- Electronics: DAE3 Sn414; Calibrated: 2023/6/20
- Phantom: ELI v5.0; Type: ELI; Serial: 2010
- DASY52 52.8.8(1222); SEMCAD X 14.6.10(7331)

Body/d=15mm, Pin=250mW/Area Scan (7x13x1): Measurement grid: $dx=15$ mm, $dy=15$ mm

Maximum value of SAR (measured) = 3.03 W/kg

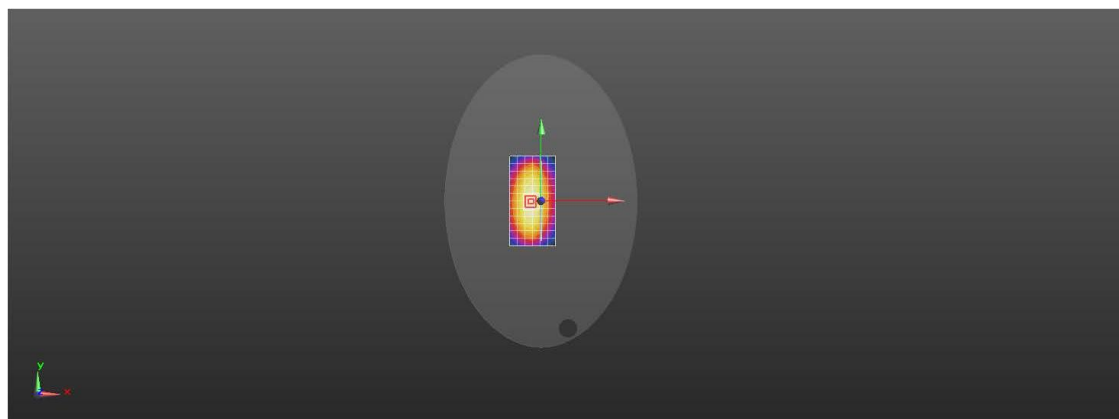
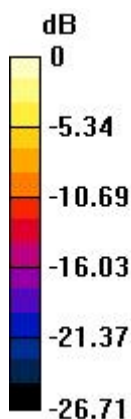
Body/d=15mm, Pin=250mW/Zoom Scan (5x5x7)/Cube 0: Measurement grid: $dx=8$ mm, $dy=8$ mm, $dz=5$ mm

Reference Value = 53.79 V/m; Power Drift = -0.02 dB

Peak SAR (extrapolated) = 3.79 W/kg

SAR(1 g) = 2.47 W/kg; SAR(10 g) = 1.61 W/kg

Maximum value of SAR (measured) = 3.16 W/kg



0 dB = 3.03 W/kg = 4.82 dBW/kg



Test Laboratory: LCS-SAR Lab

System Performance Check 1750 MHz**DUT: D1750V2; Type: D1750V2; Serial: 1035**

Communication System: UID 0, CW (0); Communication System Band: D1750 (1750.0 MHz); Frequency: 1750 MHz; Communication System PAR: 0 dB; PMF: 1

Medium parameters used: $f = 1750$ MHz; $\sigma = 1.302$ S/m; $\epsilon_r = 40.532$; $\rho = 1000$ kg/m³

Phantom section: Flat Section

DASY Configuration:

- Probe: EX3DV4 - SN3805; ConvF(8.35, 8.35, 8.35); Calibrated: 2023/6/21;
- Sensor-Surface: 2mm (Mechanical Surface Detection), $z = -2.0, 31.0$
- Electronics: DAE4 Sn419; Calibrated: 2023/6/20
- Phantom: ELI v5.0; Type: ELI; Serial: 2010
- DASY52 52.8.8(1222); SEMCAD X 14.6.10(7331)

Body/d=10mm, Pin=250mW/Area Scan (6x10x1): Measurement grid: dx=15mm, dy=15mm

Maximum value of SAR (measured) = 11.3 W/kg


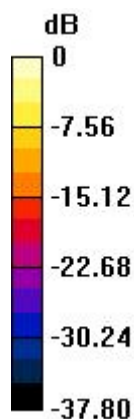
Body/d=10mm, Pin=250mW/Zoom Scan (5x5x7)/Cube 0: Measurement grid: dx=8mm, dy=8mm, dz=5mm

Reference Value = 88.03 V/m; Power Drift = -0.02 dB

Peak SAR (extrapolated) = 17.3 W/kg

SAR(1 g) = 9.31 W/kg; SAR(10 g) = 4.95 W/kg

Maximum value of SAR (measured) = 14.5 W/kg



0 dB = 11.3 W/kg = 10.51 dBW/kg



Test Laboratory: LCS-SAR Lab

System Performance Check 1900 MHz**DUT: D1900V2; Type: D1900V2; Serial: 5d055**

Communication System: UID 0, CW (0); Communication System Band: D1900 (1900.0 MHz); Frequency: 1900 MHz; Communication System PAR: 0 dB; PMF: 1

Medium parameters used: $f = 1900$ MHz; $\sigma = 1.408$ S/m; $\epsilon_r = 39.909$; $\rho = 1000$ kg/m³

Phantom section: Flat Section

DASY Configuration:

- Probe: EX3DV4 - SN3805; ConvF(8.05, 8.05, 8.05); Calibrated: 2023/6/21;
- Sensor-Surface: 2mm (Mechanical Surface Detection), $z = 4.0, 31.0$
- Electronics: DAE3 Sn419; Calibrated: 2023/6/20
- Phantom: ELI v5.0; Type: ELI; Serial: 2010
- DASY52 52.8.8(1222); SEMCAD X 14.6.10(7331)

Configuration/Unnamed procedure/Area Scan (4x11x1): Measurement grid: $dx=10$ mm, $dy=10$ mm

Maximum value of SAR (measured) = 13.6 W/kg

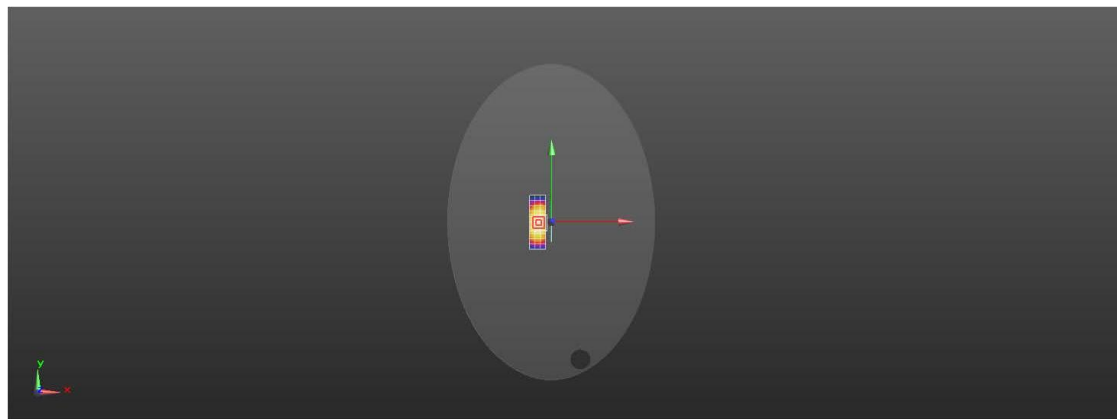
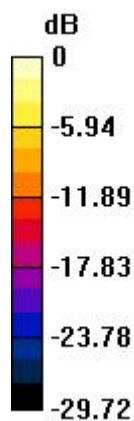
Configuration/Unnamed procedure/Zoom Scan (7x7x7)/Cube 0: Measurement grid: $dx=5$ mm, $dy=5$ mm, $dz=5$ mm

Reference Value = 90.91 V/m; Power Drift = -0.05 dB

Peak SAR (extrapolated) = 18.6 W/kg

SAR(1 g) = 10.1 W/kg; SAR(10 g) = 5.23 W/kg

Maximum value of SAR (measured) = 14.5 W/kg



0 dB = 13.6 W/kg = 11.34 dBW/kg



Test Laboratory: LCS-SAR Lab

System Performance Check 2450 MHz**DUT: D2450V2; Type: D2450V2; Serial: 965**

Communication System: UID 0, CW (0); Communication System Band: D2450 (2450.0 MHz); Frequency: 2450 MHz; Communication System PAR: 0 dB; PMF: 1

Medium parameters used: $f = 2450$ MHz; $\sigma = 1.824$ S/m; $\epsilon_r = 39.671$; $\rho = 1000$ kg/m³

Phantom section: Flat Section

DASY Configuration:

- Probe: EX3DV4 - SN3805; ConvF(7.19, 7.19, 7.19); Calibrated: 2023/6/21;
- Sensor-Surface: 2mm (Mechanical Surface Detection), $z = 4.0, 31.0$
- Electronics: DAE3 Sn419; Calibrated: 2023/6/20
- Phantom: ELI v5.0; Type: ELI; Serial: 2010
- DASY52 52.8.8(1222); SEMCAD X 14.6.10(7331)

Configuration/Unnamed procedure/Area Scan (4x8x1): Measurement grid: $dx=12$ mm, $dy=12$ mm

Maximum value of SAR (measured) = 17.3 W/kg

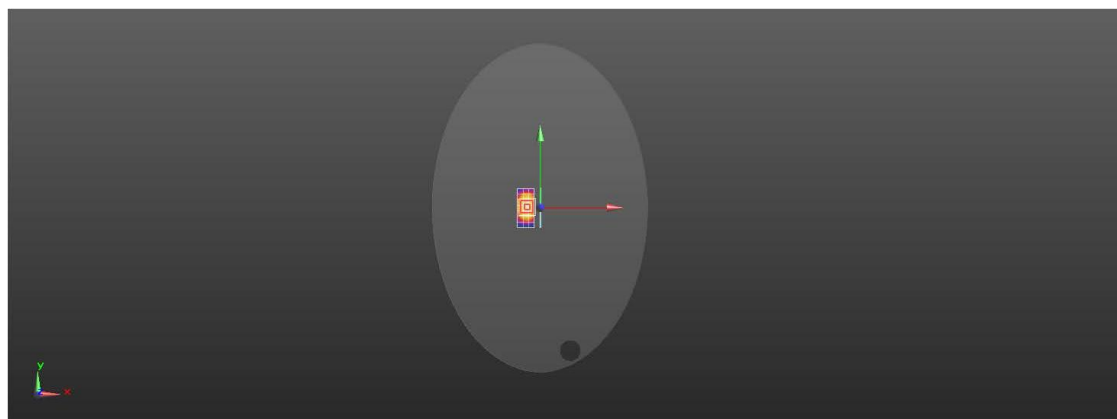
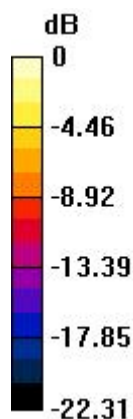
Configuration/Unnamed procedure/Zoom Scan (7x7x7)/Cube 0: Measurement grid: $dx=5$ mm, $dy=5$ mm, $dz=5$ mm

Reference Value = 88.94 V/m; Power Drift = -0.13 dB

Peak SAR (extrapolated) = 26.6 W/kg

SAR(1 g) = 12.8 W/kg; SAR(10 g) = 5.87 W/kg

Maximum value of SAR (measured) = 19.8 W/kg



0 dB = 17.3 W/kg = 12.39 dBW/kg



Shenzhen LCS Compliance Testing Laboratory Ltd.

Add: 101, 201 Bldg A & 301 Bldg C, Juji Industrial Park Yabianxueziwei, Shajing Street, Baoan District, Shenzhen, 518000, China

Tel: +(86) 0755-82591330 | E-mail: webmaster@lcs-cert.com | Web: www.lcs-cert.com

Scan code to check authenticity

Test Laboratory: LCS-SAR Lab

System Performance Check 2600 MHz

DUT: D2600V2; Type: D2600V2; Serial: 1071

Communication System: UID 0, CW (0); Communication System Band: D2600 (2600.0 MHz); Frequency: 2600 MHz; Communication System PAR: 0 dB; PMF: 1

Medium parameters used: $f = 2600$ MHz; $\sigma = 1.977$ S/m; $\epsilon_r = 39.318$; $\rho = 1000$ kg/m³

Phantom section: Flat Section

DASY Configuration:

- Probe: EX3DV4 - SN3805; ConvF(7.35, 7.35, 7.35); Calibrated: 2023/6/21;
- Sensor-Surface: 2mm (Mechanical Surface Detection), $z = 4.0, 31.0$
- Electronics: DAE3 Sn419; Calibrated: 2023/6/20
- Phantom: ELI v5.0; Type: ELI; Serial: 2010
- DASY52 52.8.8(1222); SEMCAD X 14.6.10(7331)

Configuration/Unnamed procedure/Area Scan (4x8x1): Measurement grid: $dx=10$ mm, $dy=10$ mm

Maximum value of SAR (measured) = 17.4 W/kg

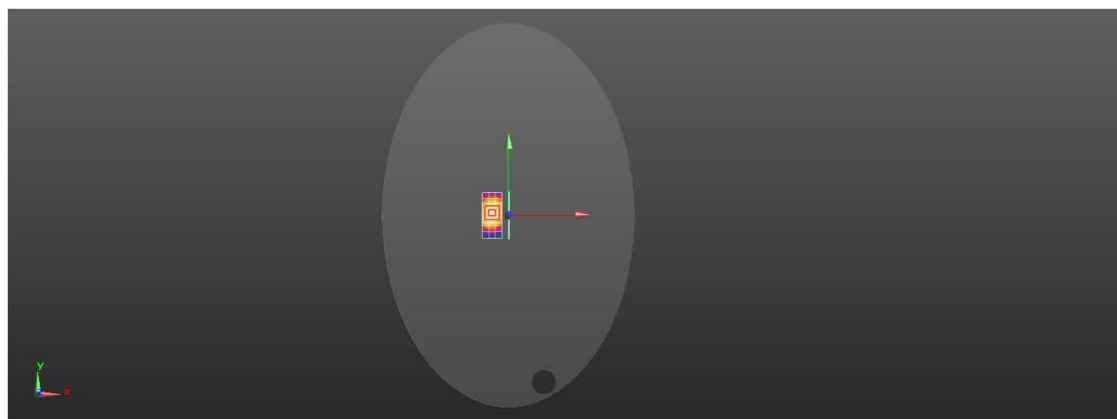
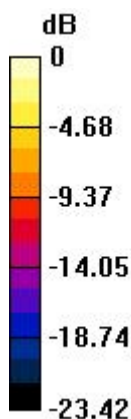
Configuration/Unnamed procedure/Zoom Scan (7x7x7)/Cube 0: Measurement grid: $dx=5$ mm, $dy=5$ mm, $dz=5$ mm

Reference Value = 87.92 V/m; Power Drift = 0.04 dB

Peak SAR (extrapolated) = 29.4 W/kg

SAR(1 g) = 13.69 W/kg; SAR(10 g) = 6.14 W/kg

Maximum value of SAR (measured) = 21.4 W/kg



0 dB = 17.4 W/kg = 12.41 dBW/kg

