


## Test Setup Photos of the EUT

### 6.1 Photograph of liquid depth




**Photograph of the depth in the Body Phantom (750MHz, 16.1cm depth)**



**Photograph of the depth in the Body Phantom (835MHz, 16.1cm depth)**




**Photograph of the depth in the Body Phantom (1800MHz, 16.0cm depth)**



**Photograph of the depth in the Body Phantom (1900MHz, 16.0cm depth)**




**Photograph of the depth in the Body Phantom (2450MHz, 15.7cm depth)**




**Photograph of the depth in the Body Phantom (2600MHz, 16.2cm depth)**

## 6.2 Photograph of the Test

**0mm body-worn Back Side Setup Photo (hotspot)**



**0mm body-worn Front Side Setup Photo (hotspot)**



**0mm body-worn Left Side Setup Photo (hotspot)**



**0mm body-worn Top Side Setup Photo (hotspot)**



**0mm body-worn Bottom Side Setup Photo (hotspot)**

