

## Test Setup Photos of the EUT

Test Setup Photo(s) of Radiated Emissions Measurement




Fig. 1 (Below 1GHz)





Fig. 2 (Above 1GHz)

Test Setup Photo of Line Conducted Emissions Measurement



AC Conducted Emission of charge from power adapter mode