



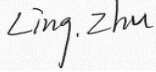

## Appendix E

### RF Test Data for 5.8G WIFI (Conducted Measurement)

Product Name: Tablet

Test Model: 10LA1

#### Environmental Conditions

Temperature:	22.5°C
Relative Humidity:	53.1%
ATM Pressure:	100.0 kPa
Test Engineer:	 Ling Zhu
Supervised by:	 Li Huan



## E.1 Min emission bandwidth

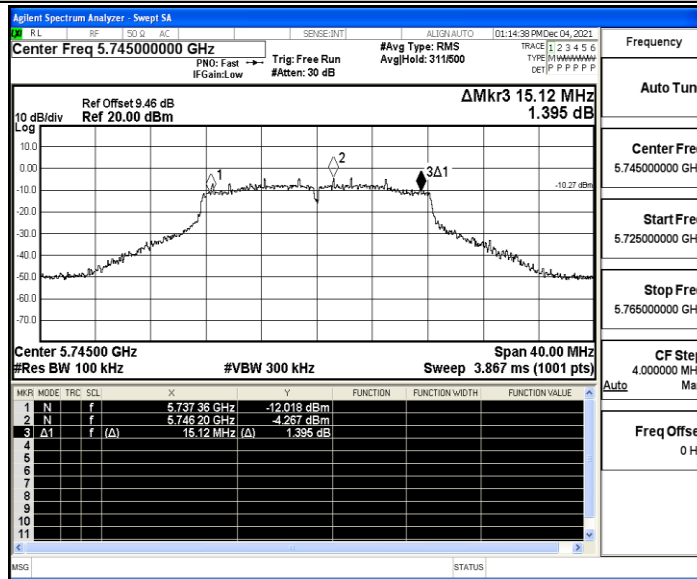
### Test Result

TestMode	Antenna	Channel	6db EBW [MHz]	FL[MHz]	FH[MHz]	Limit[MHz]	Verdict
11A	Ant1	5745	15.120	5737.360	5752.480	0.5	PASS
		5785	15.160	5777.360	5792.520	0.5	PASS
		5825	15.480	5817.040	5832.520	0.5	PASS
11N20SISO	Ant1	5745	15.080	5737.440	5752.520	0.5	PASS
		5785	15.160	5777.400	5792.560	0.5	PASS
		5825	15.160	5817.400	5832.560	0.5	PASS
11N40SISO	Ant1	5755	35.280	5737.320	5772.600	0.5	PASS
		5795	35.280	5777.320	5812.600	0.5	PASS
11AC20SISO	Ant1	5745	15.080	5737.480	5752.560	0.5	PASS
		5785	15.400	5777.360	5792.760	0.5	PASS
		5825	15.600	5817.160	5832.760	0.5	PASS
11AC40SISO	Ant1	5755	35.200	5737.320	5772.520	0.5	PASS
		5795	35.280	5777.320	5812.600	0.5	PASS
11AC80SISO	Ant1	5775	75.520	5737.240	5812.760	0.5	PASS

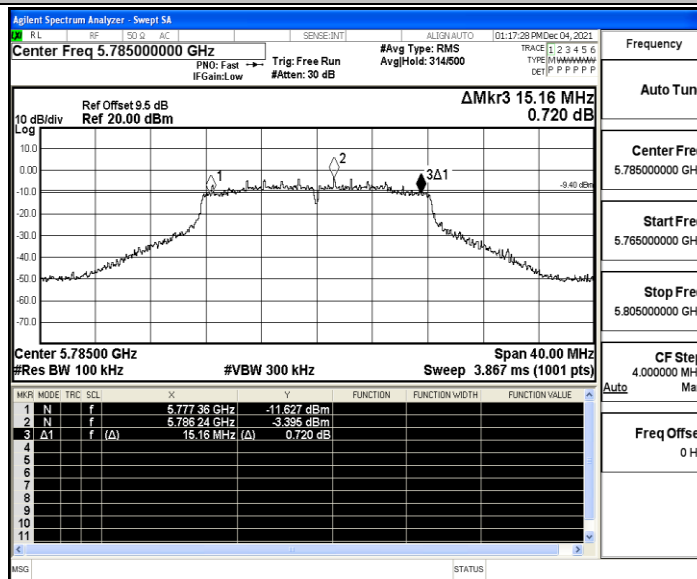


### Test Graphs

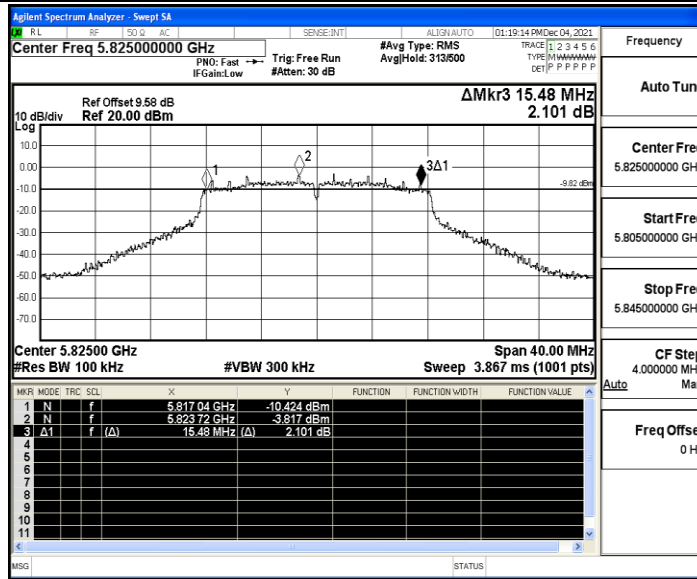
11A\_Ant1\_5745



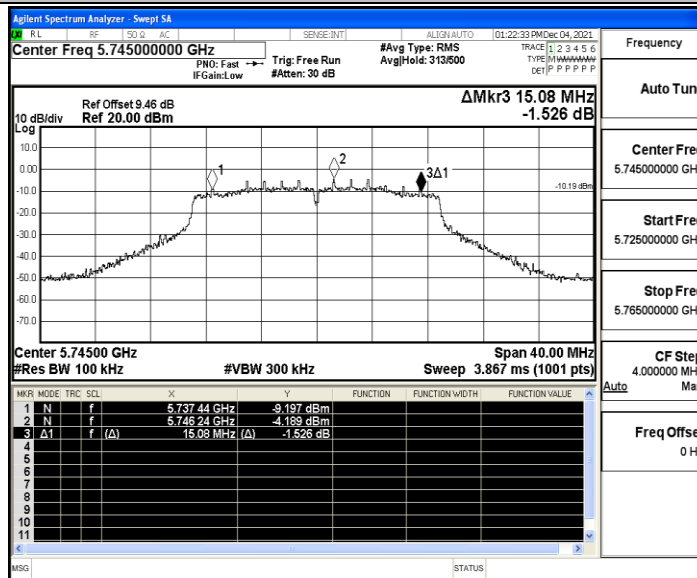
11A\_Ant1\_5785



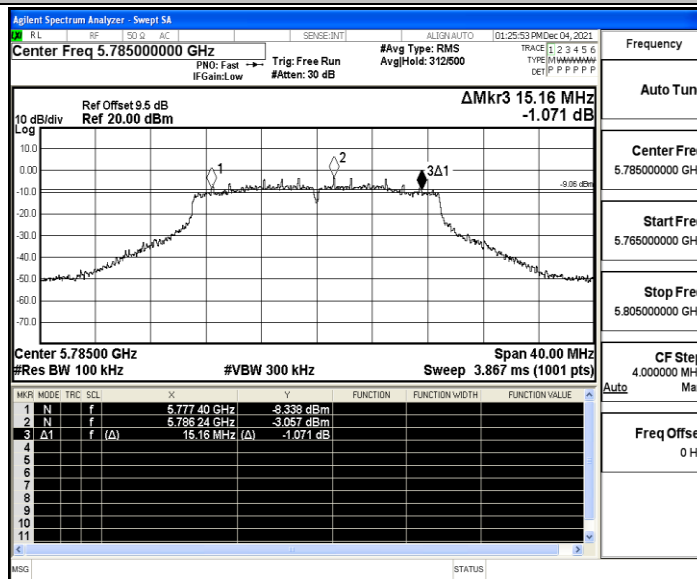
11A\_Ant1\_5825



11N20SISO\_Ant1\_5745

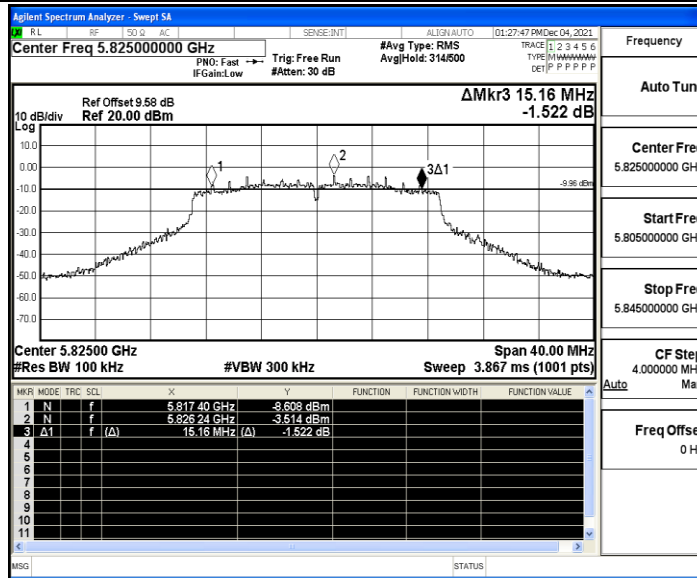


11N20SISO\_Ant1\_5785

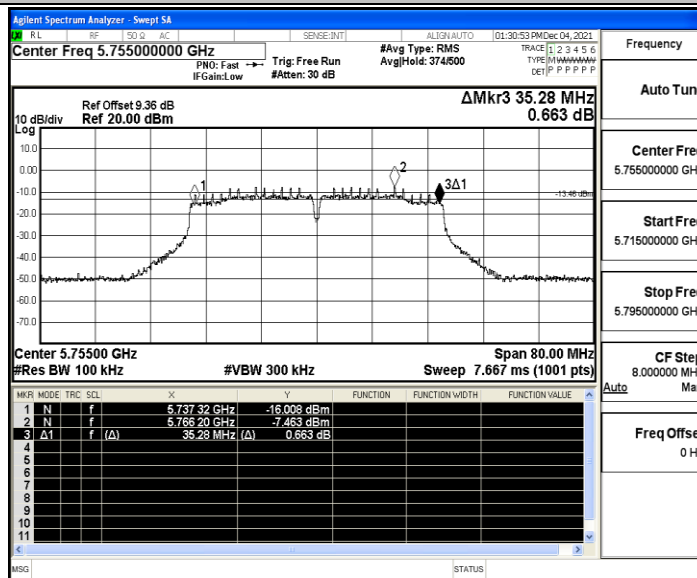




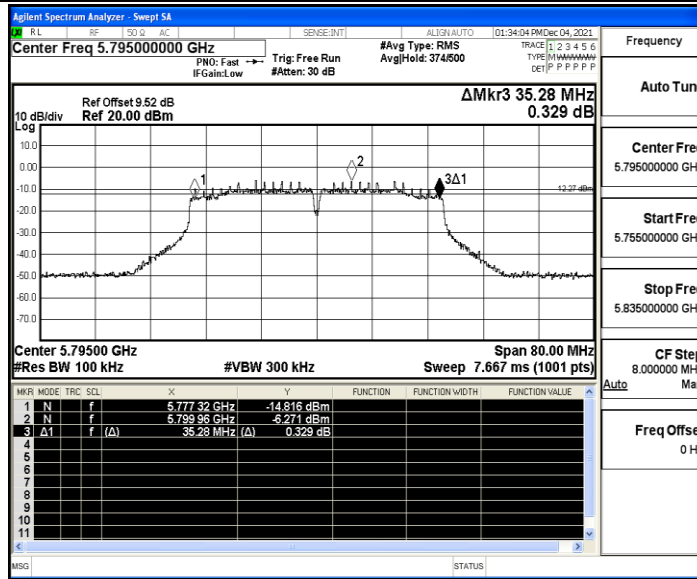
11N20SISO\_Ant1\_5825



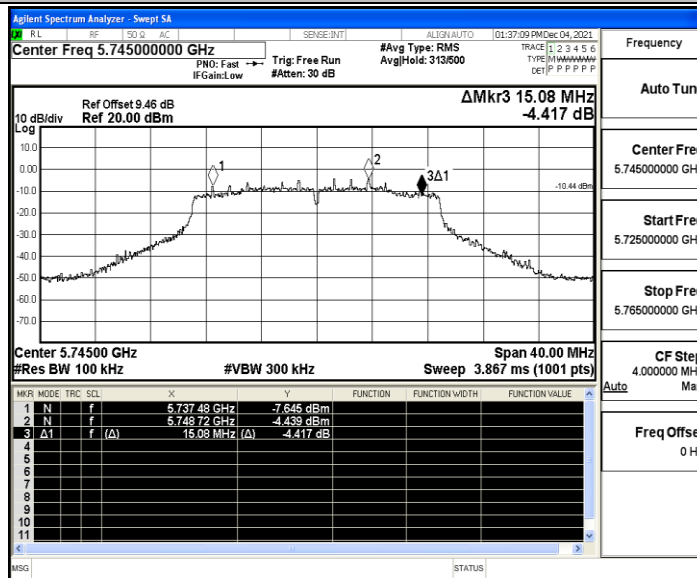
11N40SISO\_Ant1\_5755



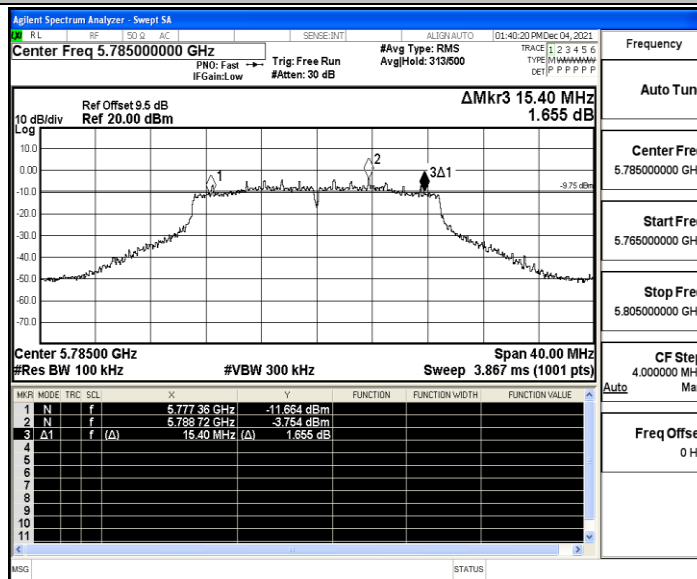
11N40SISO\_Ant1\_5795



11AC20SISO\_Ant1\_5745

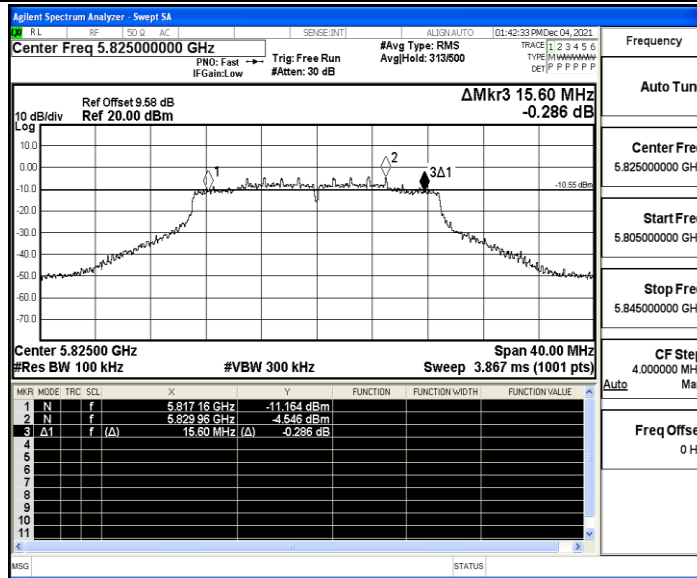


11AC20SISO\_Ant1\_5785

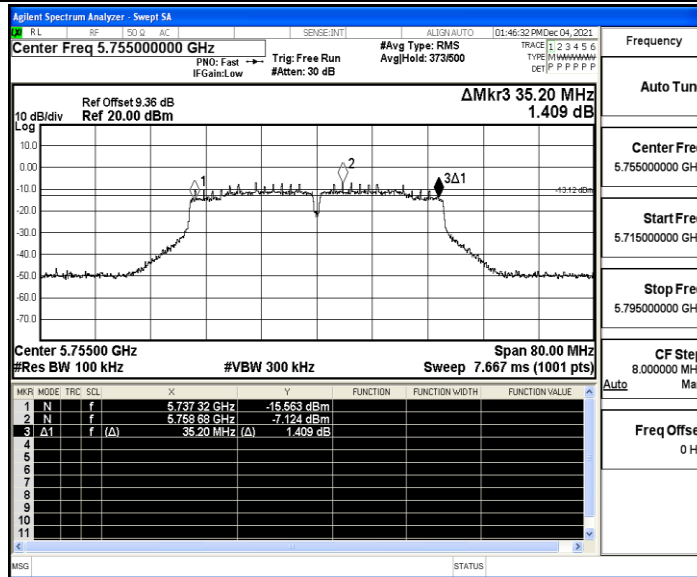




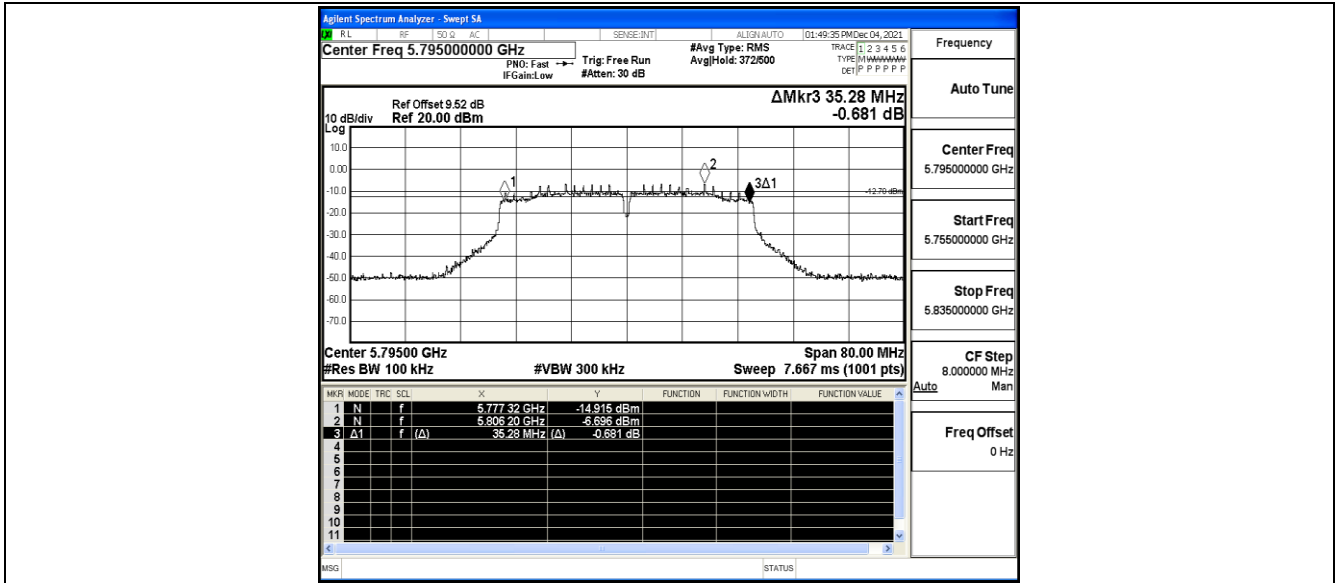
11AC20SISO\_Ant1\_5825



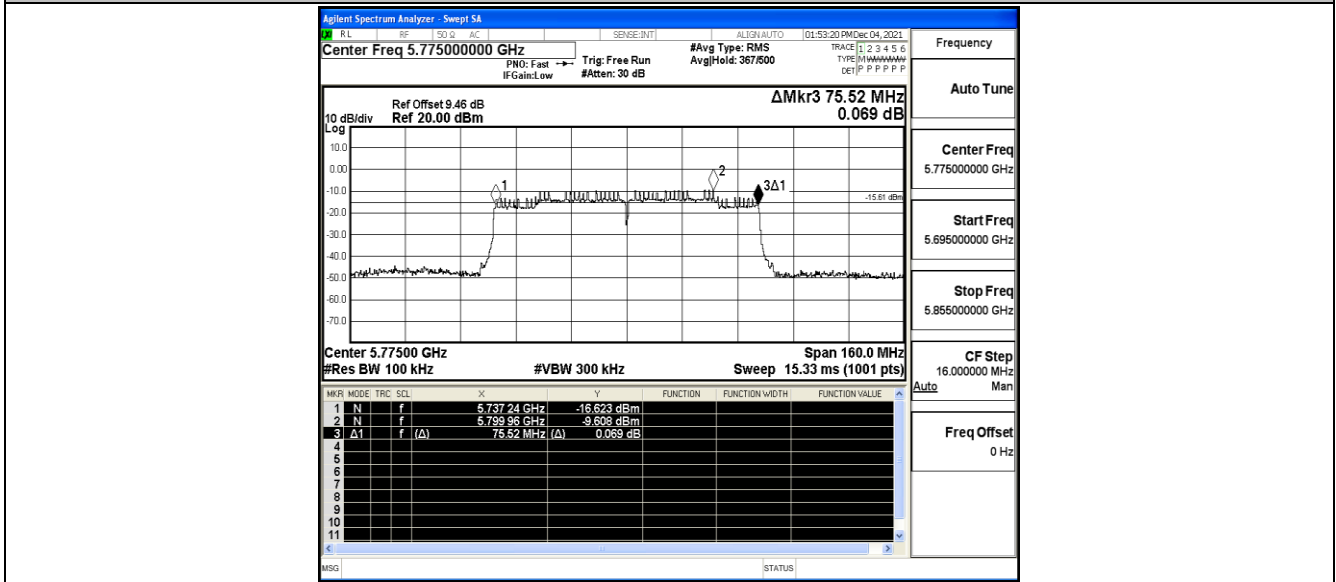
11AC40SISO\_Ant1\_5755



11AC40SISO\_Ant1\_5795



11AC80SISO\_Ant1\_5775







## E.2 Maximum conducted output power

### Test Result

TestMode	Antenna	Channel	Result[dBm]	Limit[dBm]	Verdict
11A	Ant1	5745	12.21	$\leq 30$	PASS
		5785	12.21	$\leq 30$	PASS
		5825	12.26	$\leq 30$	PASS
11N20SISO	Ant1	5745	12.31	$\leq 30$	PASS
		5785	12.52	$\leq 30$	PASS
		5825	12.36	$\leq 30$	PASS
11N40SISO	Ant1	5755	11.45	$\leq 30$	PASS
		5795	11.53	$\leq 30$	PASS
11AC20SISO	Ant1	5745	11.74	$\leq 30$	PASS
		5785	11.36	$\leq 30$	PASS
		5825	11.28	$\leq 30$	PASS
11AC40SISO	Ant1	5755	11.43	$\leq 30$	PASS
		5795	11.63	$\leq 30$	PASS
11AC80SISO	Ant1	5775	11.46	$\leq 30$	PASS

Note: The Duty Cycle Factor is compensated in the graph.



## E.3 Maximum power spectral density

### Test Result

TestMode	Antenna	Channel	Result [dBm/500KHz]	Limit[dBm/500KHz]	Verdict
11A	Ant1	5745	-6.41	≤30	PASS
		5785	-6.18	≤30	PASS
		5825	-5.76	≤30	PASS
11N20SISO	Ant1	5745	-6.67	≤30	PASS
		5785	-6.41	≤30	PASS
		5825	-6.01	≤30	PASS
11N40SISO	Ant1	5755	-9.97	≤30	PASS
		5795	-9.01	≤30	PASS
11AC20SISO	Ant1	5745	-6.74	≤30	PASS
		5785	-6.37	≤30	PASS
		5825	-5.87	≤30	PASS
11AC40SISO	Ant1	5755	-9.85	≤30	PASS
		5795	-9.00	≤30	PASS
11AC80SISO	Ant1	5775	-12.19	≤30	PASS

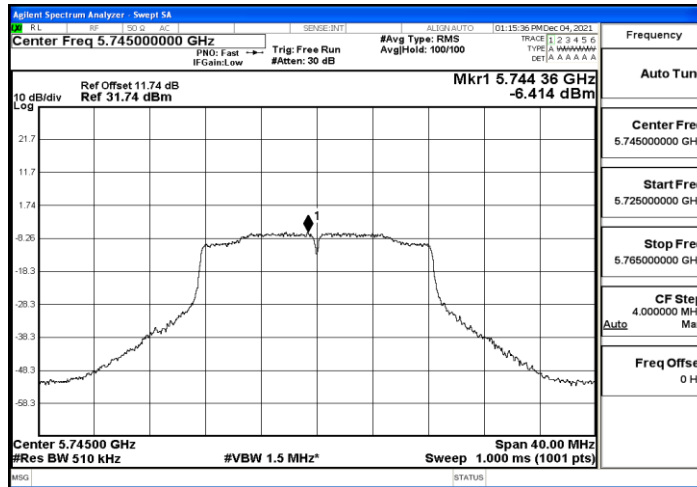
Note: 1.The Result and Limit Unit is dBm/500 kHz in the band 5.725–5.85 GHz.

2.The Duty Cycle Factor and RBW Factor is compensated in the graph.

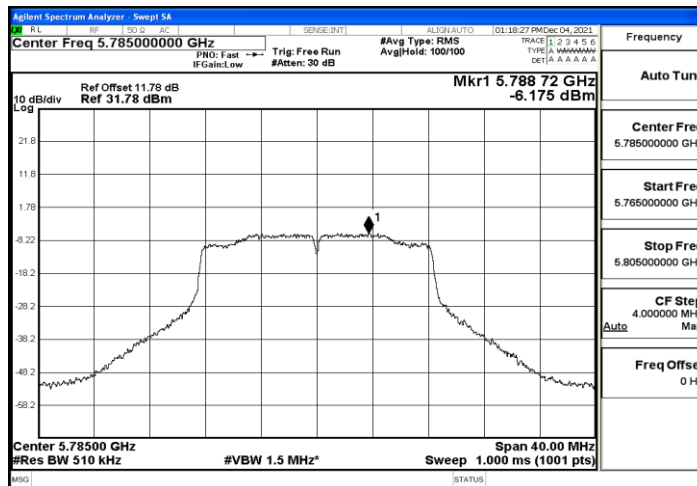


### Test Graphs

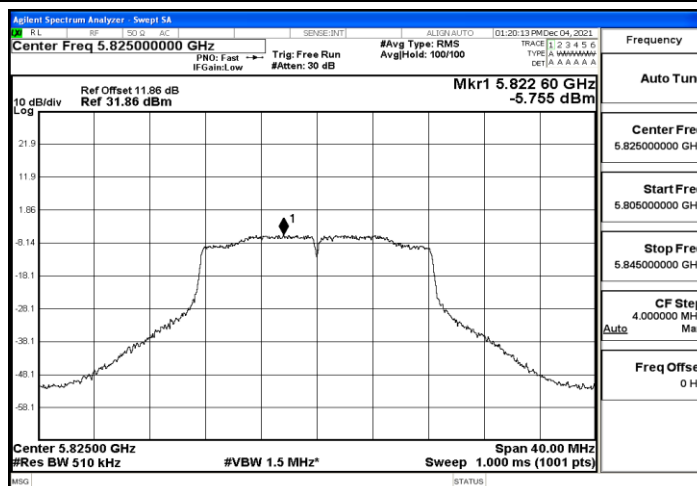
11A\_Ant1\_5745



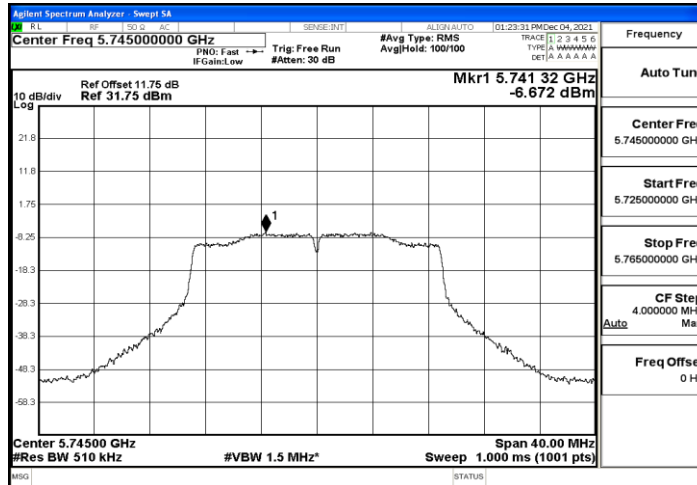
11A\_Ant1\_5785



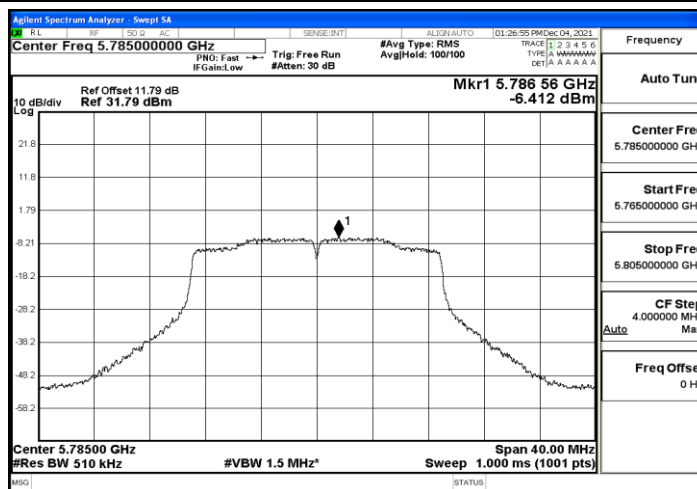
11A\_Ant1\_5825



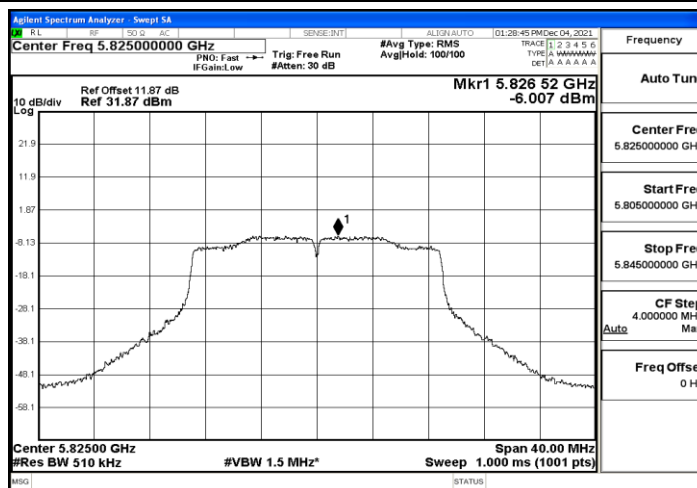
11N20SISO\_Ant1\_5745



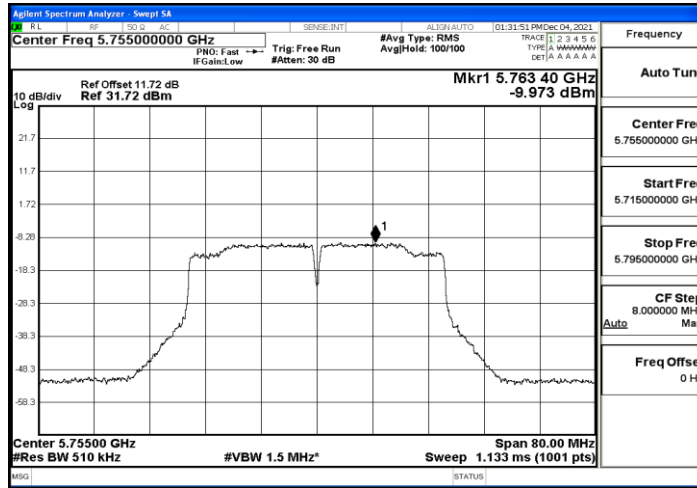
11N20SISO\_Ant1\_5785



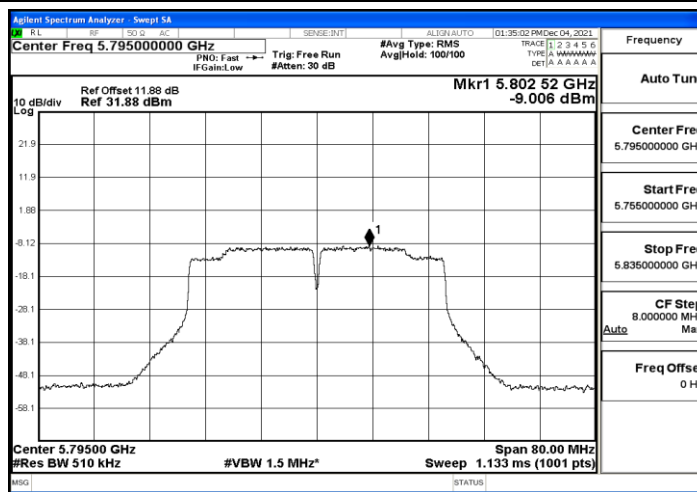
11N20SISO\_Ant1\_5825



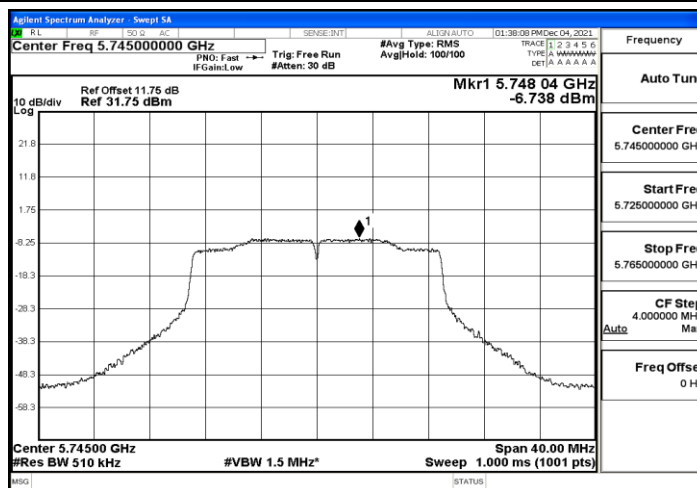
11N40SISO\_Ant1\_5755



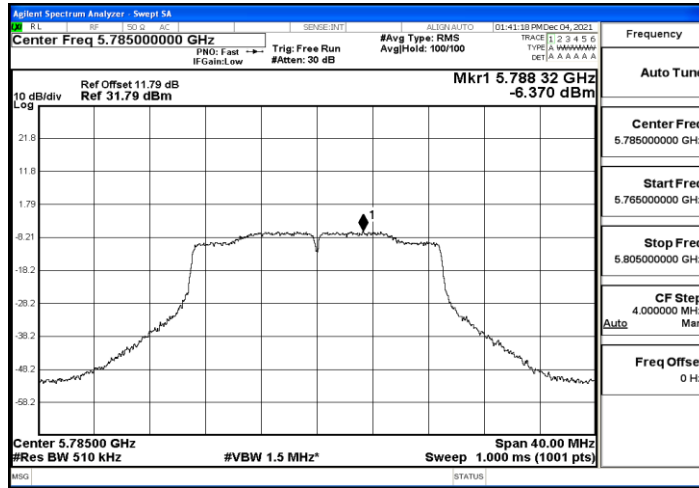
11N40SISO\_Ant1\_5795



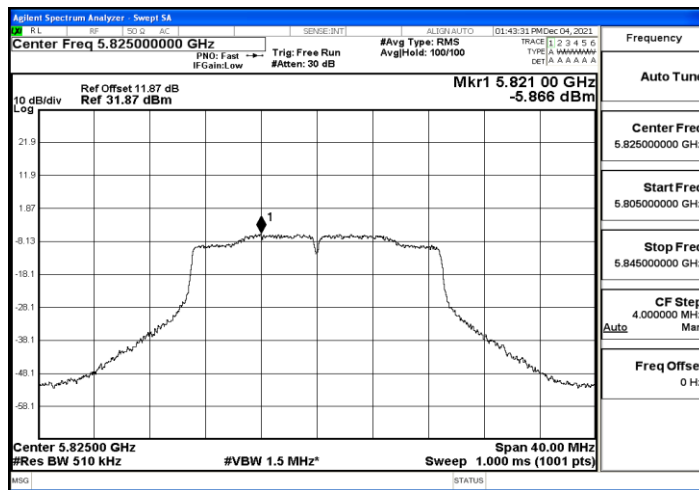
11AC20SISO\_Ant1\_5745



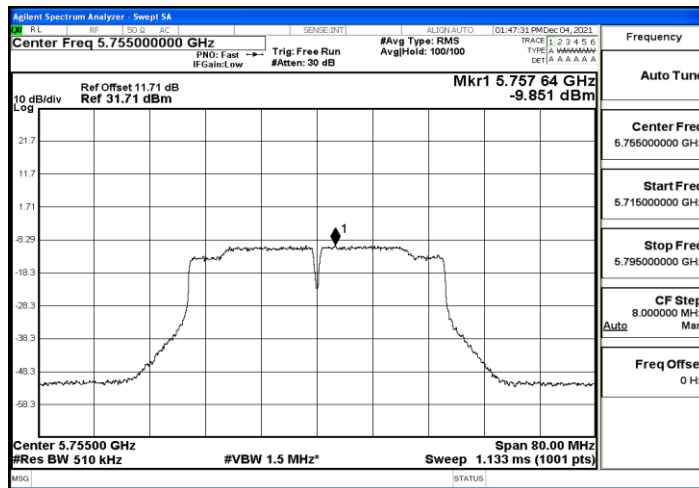
11AC20SISO\_Ant1\_5785



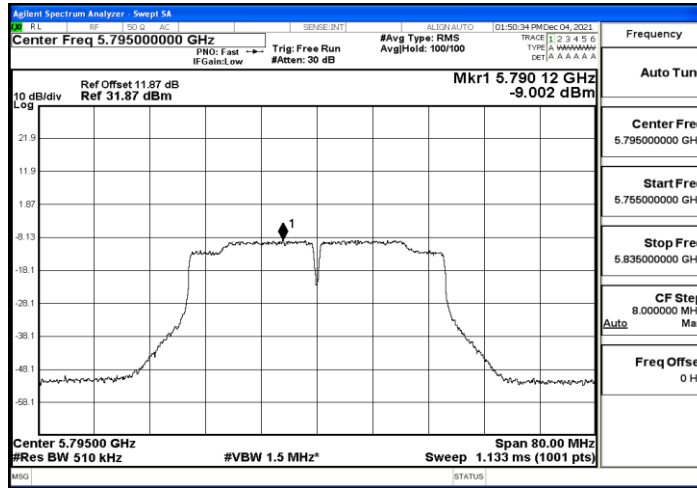
11AC20SISO\_Ant1\_5825



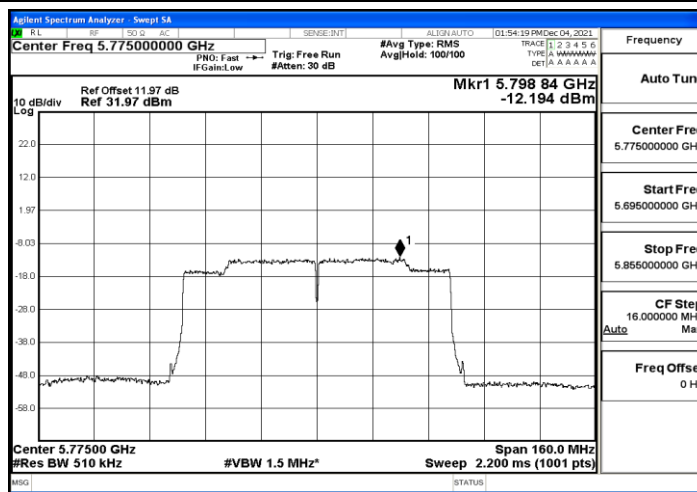
11AC40SISO\_Ant1\_5755



11AC40SISO\_Ant1\_5795



11AC80SISO\_Ant1\_5775





## E.4 Emissions in Restricted Bands

### Test Result

TestMode	Antenna	ChName	Channel	Detector	Freq. [MHz]	Result [dBm]	Limit [dBm]	Result [dBuV/m]	Limit [dBuV/m]	Verdict
11A	Ant1	Low	5745	Peak	5650.000	-39.738	≤-27.00	---	---	PASS
				Peak	5700.000	-40.92	≤10.00	---	---	PASS
				Peak	5720.000	-42.36	≤15.60	---	---	PASS
				Peak	5725.000	-40.44	≤27.00	---	---	PASS
		High	5825	Peak	5850.000	-40.406	≤15.60	---	---	PASS
				Peak	5855.000	-41.05	≤27.00	---	---	PASS
				Peak	5875.000	-39.16	≤15.60	---	---	PASS
				Peak	5925.000	-42.4	≤10.00	---	---	PASS
11N20SI SO	Ant1	Low	5745	Peak	5650.000	-43.019	≤-27.00	---	---	PASS
				Peak	5700.000	-43.53	≤10.00	---	---	PASS
				Peak	5720.000	-41.66	≤15.60	---	---	PASS
				Peak	5725.000	-40.7	≤27.00	---	---	PASS
		High	5825	Peak	5850.000	-42.443	≤15.60	---	---	PASS
				Peak	5855.000	-40.95	≤27.00	---	---	PASS
				Peak	5875.000	-43.76	≤15.60	---	---	PASS
				Peak	5925.000	-40.84	≤10.00	---	---	PASS
11N40SI SO	Ant1	Low	5755	Peak	5650.000	-40.38	≤-27.00	---	---	PASS
				Peak	5700.000	-40.4	≤10.00	---	---	PASS
				Peak	5720.000	-38.63	≤15.60	---	---	PASS
				Peak	5725.000	-37.4	≤27.00	---	---	PASS
		High	5795	Peak	5850.000	-39.429	≤15.60	---	---	PASS
				Peak	5855.000	-38.47	≤27.00	---	---	PASS
				Peak	5875.000	-40.55	≤15.60	---	---	PASS
				Peak	5925.000	-40.31	≤10.00	---	---	PASS
11AC20S ISO	Ant1	Low	5745	Peak	5650.000	-43.26	≤-27.00	---	---	PASS
				Peak	5700.000	-44.78	≤10.00	---	---	PASS
				Peak	5720.000	-39.47	≤15.60	---	---	PASS
				Peak	5725.000	-40.5	≤27.00	---	---	PASS
		High	5825	Peak	5850.000	-40.717	≤15.60	---	---	PASS
				Peak	5855.000	-38.22	≤27.00	---	---	PASS
				Peak	5875.000	-42.37	≤15.60	---	---	PASS
				Peak	5925.000	-41.17	≤10.00	---	---	PASS
11AC40S ISO	Ant1	Low	5755	Peak	5650.000	-40.791	≤-27.00	---	---	PASS
				Peak	5700.000	-40.25	≤10.00	---	---	PASS
				Peak	5720.000	-40.2	≤15.60	---	---	PASS
				Peak	5725.000	-39.23	≤27.00	---	---	PASS
		High	5795	Peak	5850.000	-41.139	≤15.60	---	---	PASS





				Peak	5855.000	-37.17	$\leq 27.00$	---	---	PASS
				Peak	5875.000	-38.67	$\leq 15.60$	---	---	PASS
				Peak	5925.000	-40.33	$\leq 10.00$	---	---	PASS
11AC80S ISO	Ant1	Low	5775	Peak	5650.000	-40.222	$\leq -27.00$	---	---	PASS
				Peak	5700.000	-35.58	$\leq 10.00$	---	---	PASS
				Peak	5720.000	-35.24	$\leq 15.60$	---	---	PASS
				Peak	5725.000	-35.94	$\leq 27.00$	---	---	PASS
		High	5775	Peak	5850.000	-37.75	$\leq 15.60$	---	---	PASS
				Peak	5855.000	-39.71	$\leq 27.00$	---	---	PASS
				Peak	5875.000	-40.96	$\leq 15.60$	---	---	PASS
				Peak	5925.000	-38.35	$\leq 10.00$	---	---	PASS

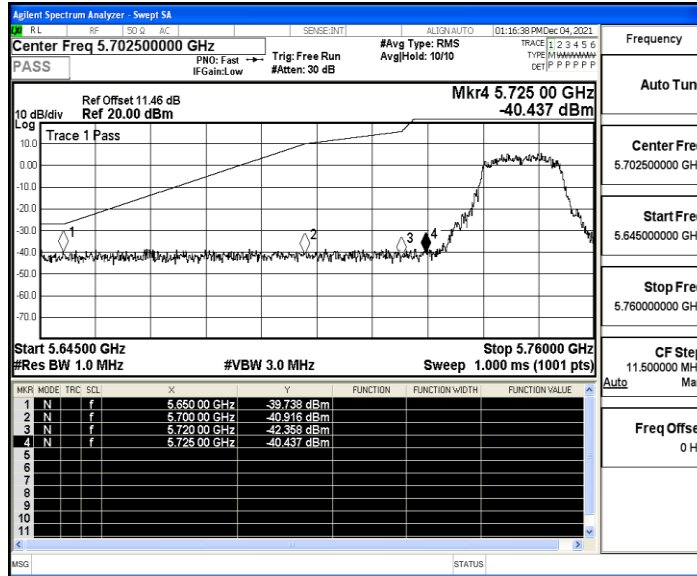
Note:

1. The Antenna Gain is compensated in the graph.

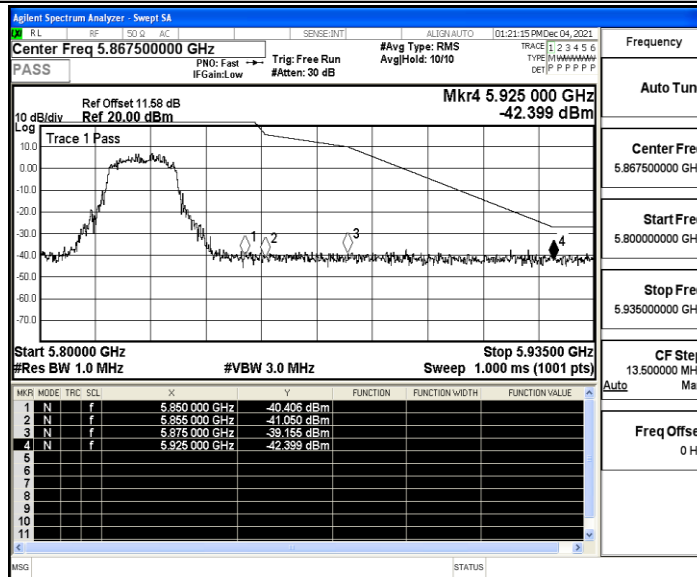


### Test Graphs

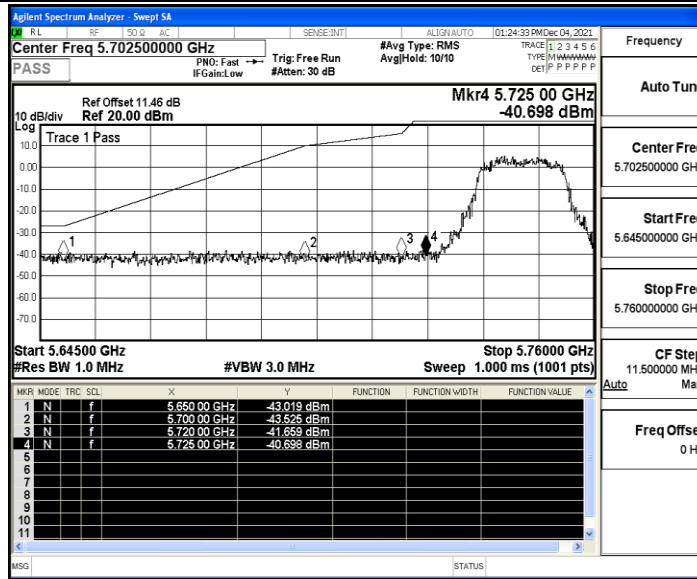
#### 11A\_Ant1\_Low\_5745\_Peak



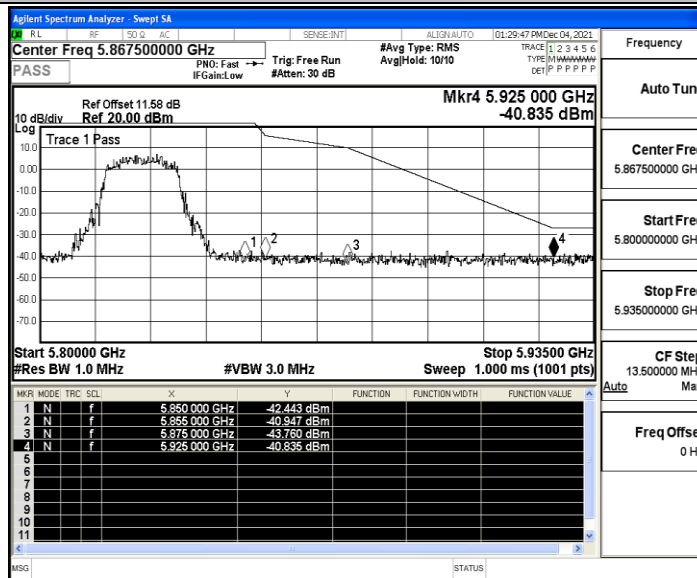
#### 11A\_Ant1\_High\_5825\_Peak



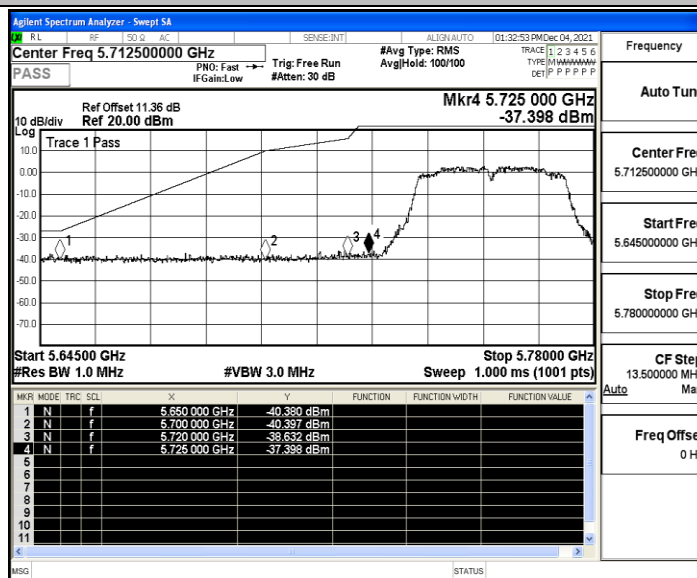
#### 11N20SISO\_Ant1\_Low\_5745\_Peak



11N20SISO\_Ant1\_High\_5825\_Peak

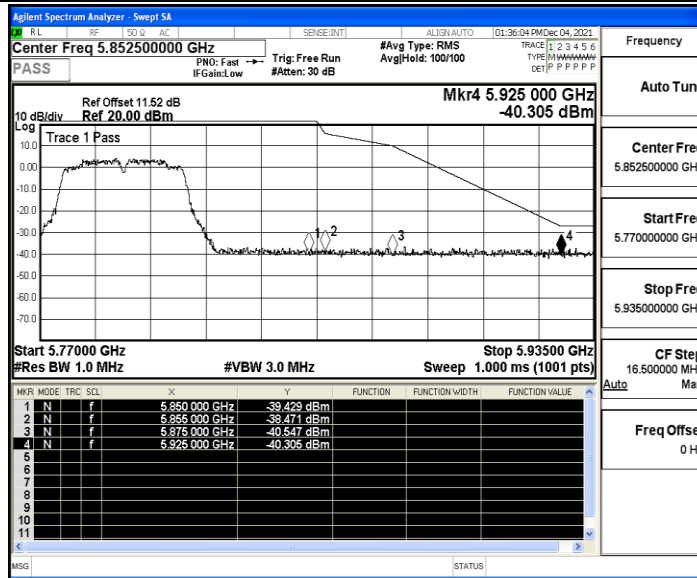


11N40SISO\_Ant1\_Low\_5755\_Peak

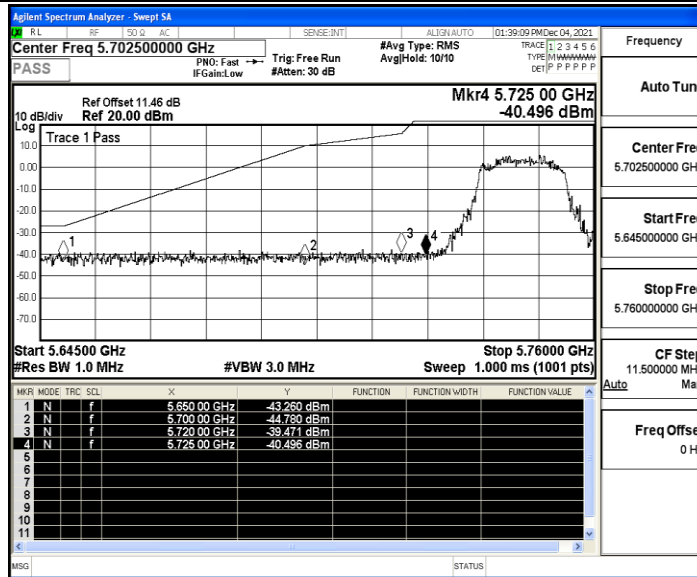




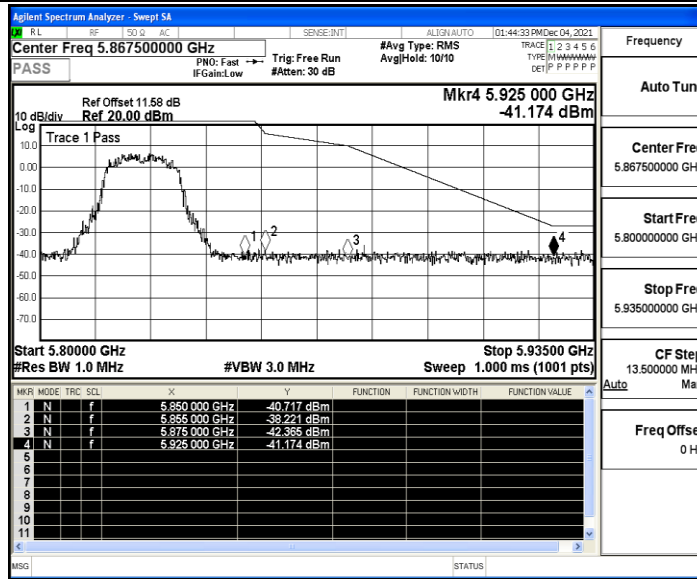
11N40SISO\_Ant1\_High\_5795\_Peak



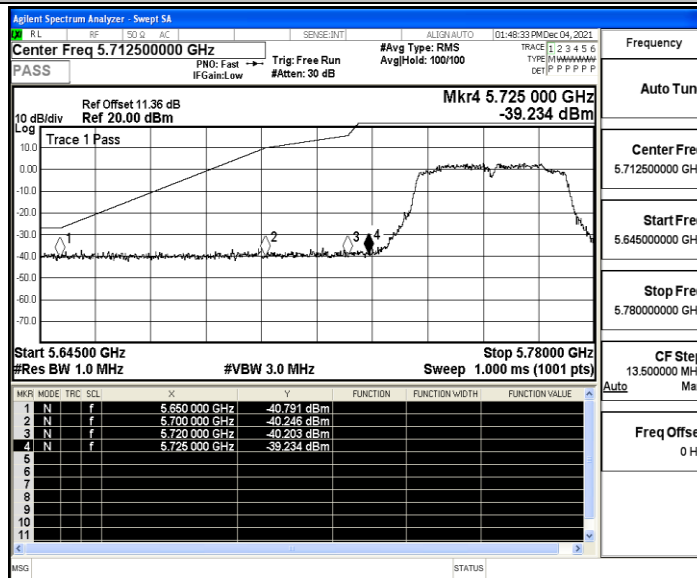
11AC20SISO\_Ant1\_Low\_5745\_Peak



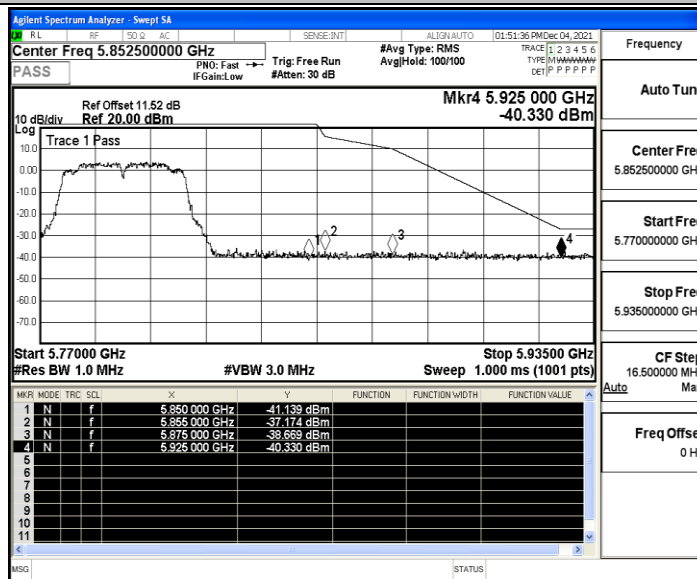
11AC20SISO\_Ant1\_High\_5825\_Peak



11AC40SISO\_Ant1\_Low\_5755\_Peak

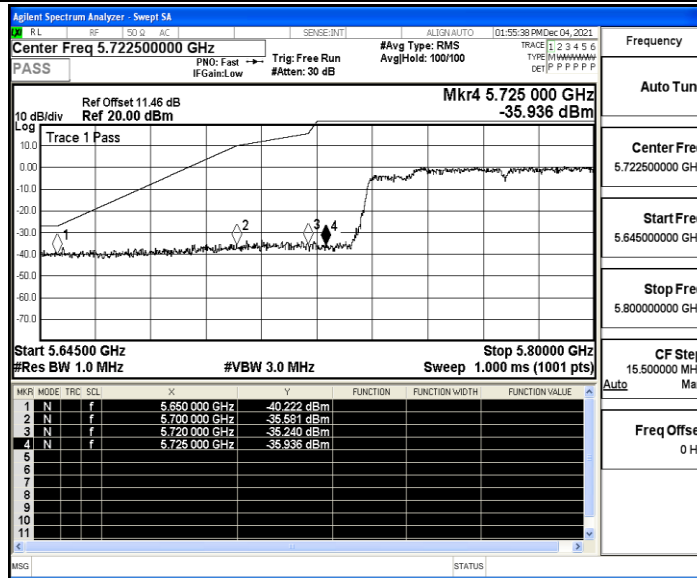


11AC40SISO\_Ant1\_High\_5795\_Peak

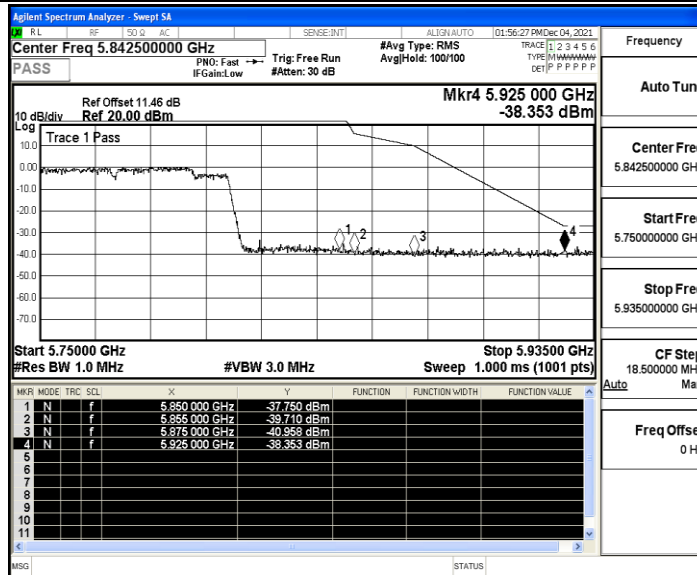




### 11AC80SISO\_Ant1\_Low\_5775\_Peak



### 11AC80SISO\_Ant1\_High\_5775\_Peak





## E.5 Frequency Stability

### Test Result

Voltage								
TestMode	Antenna	Channel	Voltage [Vdc]	Temperature (°C)	Deviation (Hz)	Deviation (ppm)	Limit (ppm)	Verdict
11AC20SIS O	Ant1	5745	NV	NT	-37000	-6.440383	20	PASS
			LV	NT	-37000	-6.440383	20	PASS
			HV	NT	-37000	-6.440383	20	PASS
		5785	NV	NT	-38000	-6.568712	20	PASS
			LV	NT	-38000	-6.568712	20	PASS
			HV	NT	-38000	-6.568712	20	PASS
		5825	NV	NT	-37000	-6.351931	20	PASS
			LV	NT	-38000	-6.523605	20	PASS
			HV	NT	-38000	-6.523605	20	PASS
11AC40SIS O	Ant1	5755	NV	NT	-37000	-6.429192	20	PASS
			LV	NT	-37000	-6.429192	20	PASS
			HV	NT	-37000	-6.429192	20	PASS
		5795	NV	NT	-37000	-6.384814	20	PASS
			LV	NT	-37000	-6.384814	20	PASS
			HV	NT	-38000	-6.557377	20	PASS
11AC80SIS O	Ant1	5775	NV	NT	-37000	-6.406926	20	PASS
			LV	NT	-37000	-6.406926	20	PASS
			HV	NT	-37000	-6.406926	20	PASS

Temperature								
TestMode	Antenna	Channel	Voltage [Vdc]	Temperature (°C)	Deviation (Hz)	Deviation (ppm)	Limit (ppm)	Verdict
11AC20SIS O	Ant1	5745	NV	-30	-37000	-6.440383	20	PASS
			NV	-20	-37000	-6.440383	20	PASS
			NV	-10	-37000	-6.440383	20	PASS
			NV	0	-37000	-6.440383	20	PASS
			NV	10	-37000	-6.440383	20	PASS
			NV	20	-37000	-6.440383	20	PASS
			NV	30	-37000	-6.440383	20	PASS
			NV	40	-37000	-6.440383	20	PASS
			NV	50	-37000	-6.440383	20	PASS
		5785	NV	-30	-38000	-6.568712	20	PASS
			NV	-20	-38000	-6.568712	20	PASS
			NV	-10	-38000	-6.568712	20	PASS
			NV	0	-38000	-6.568712	20	PASS
			NV	10	-38000	-6.568712	20	PASS
			NV	10	-38000	-6.568712	20	PASS



			NV	20	-37000	-6.395851	20	PASS
			NV	30	-38000	-6.568712	20	PASS
			NV	40	-38000	-6.568712	20	PASS
			NV	50	-38000	-6.568712	20	PASS
		5825	NV	-30	-38000	-6.523605	20	PASS
			NV	-20	-38000	-6.523605	20	PASS
			NV	-10	-38000	-6.523605	20	PASS
			NV	0	-38000	-6.523605	20	PASS
			NV	10	-38000	-6.523605	20	PASS
			NV	20	-38000	-6.523605	20	PASS
			NV	30	-38000	-6.523605	20	PASS
			NV	40	-38000	-6.523605	20	PASS
			NV	50	-38000	-6.523605	20	PASS
			11AC40SIS O	Ant1	5755	NV	-30	-37000
NV	-20	-37000				-6.429192	20	PASS
NV	-10	-37000				-6.429192	20	PASS
NV	0	-37000				-6.429192	20	PASS
NV	10	-37000				-6.429192	20	PASS
NV	20	-37000				-6.429192	20	PASS
NV	30	-37000				-6.429192	20	PASS
NV	40	-37000				-6.429192	20	PASS
5795	NV	50			-37000	-6.429192	20	PASS
	NV	-30			-38000	-6.557377	20	PASS
	NV	-20			-38000	-6.557377	20	PASS
	NV	-10			-38000	-6.557377	20	PASS
	NV	0			-38000	-6.557377	20	PASS
	NV	10			-38000	-6.557377	20	PASS
11AC80SIS O	Ant1	5775	NV	20	-38000	-6.557377	20	PASS
			NV	30	-38000	-6.557377	20	PASS
			NV	40	-38000	-6.557377	20	PASS
			NV	50	-38000	-6.557377	20	PASS
			NV	-30	-37000	-6.406926	20	PASS
			NV	-20	-38000	-6.580087	20	PASS
			NV	-10	-38000	-6.580087	20	PASS
			NV	0	-38000	-6.580087	20	PASS
		5775	NV	10	-38000	-6.580087	20	PASS
			NV	20	-37000	-6.406926	20	PASS
			NV	30	-37000	-6.406926	20	PASS
			NV	40	-38000	-6.580087	20	PASS
			NV	50	-38000	-6.580087	20	PASS
			NV	50	-38000	-6.580087	20	PASS





## E.6 Duty Cycle

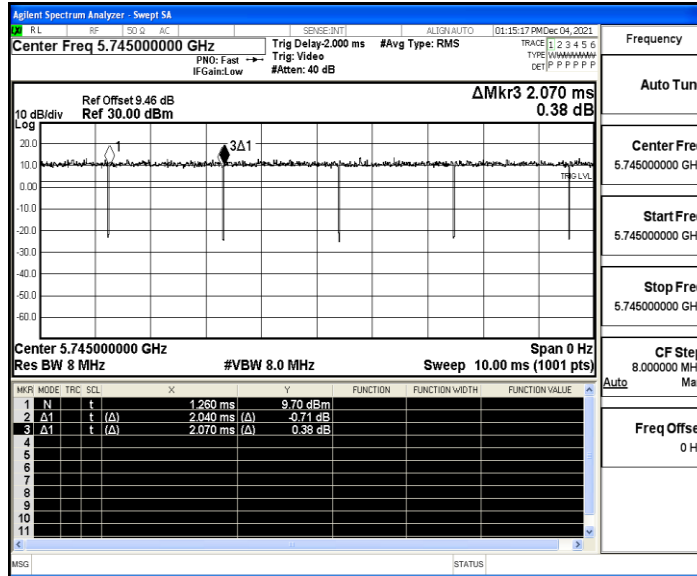
### Test Result

TestMode	Antenna	Channel	Transmission Duration [ms]	Transmission Period [ms]	Duty Cycle [%]	1/T (Hz)	Limit	Verdict
11A	Ant1	5745	2.04	2.07	98.55	490.20	---	PASS
		5785	2.05	2.08	98.56	487.80	---	PASS
		5825	2.04	2.07	98.55	490.20	---	PASS
11N20SISO	Ant1	5745	1.91	1.94	98.45	523.56	---	PASS
		5785	1.91	1.94	98.45	523.56	---	PASS
		5825	1.91	1.94	98.45	523.56	---	PASS
11N40SISO	Ant1	5755	0.93	0.96	96.88	1075.27	---	PASS
		5795	0.93	0.96	96.88	1075.27	---	PASS
11AC20SISO	Ant1	5745	1.91	1.94	98.45	523.56	---	PASS
		5785	1.91	1.94	98.45	523.56	---	PASS
		5825	1.91	1.94	98.45	523.56	---	PASS
11AC40SISO	Ant1	5755	0.94	0.97	96.91	1063.83	---	PASS
		5795	0.94	0.97	96.91	1063.83	---	PASS
11AC80SISO	Ant1	5775	0.43	0.46	93.48	2325.58	---	PASS

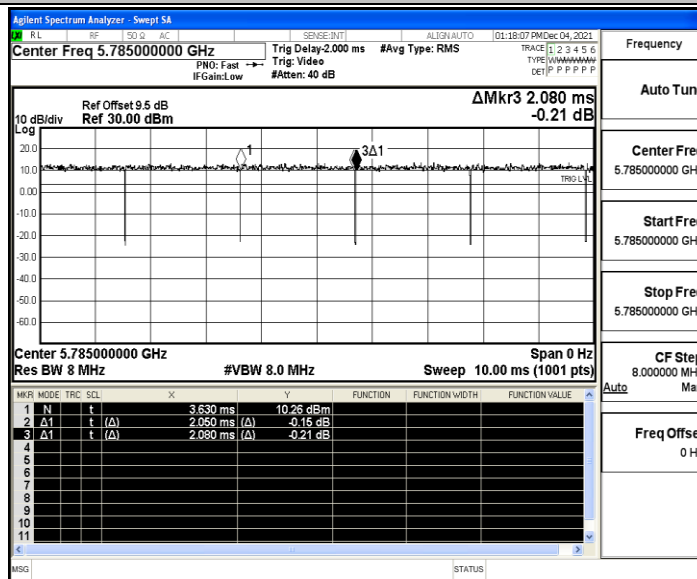


### Test Graphs

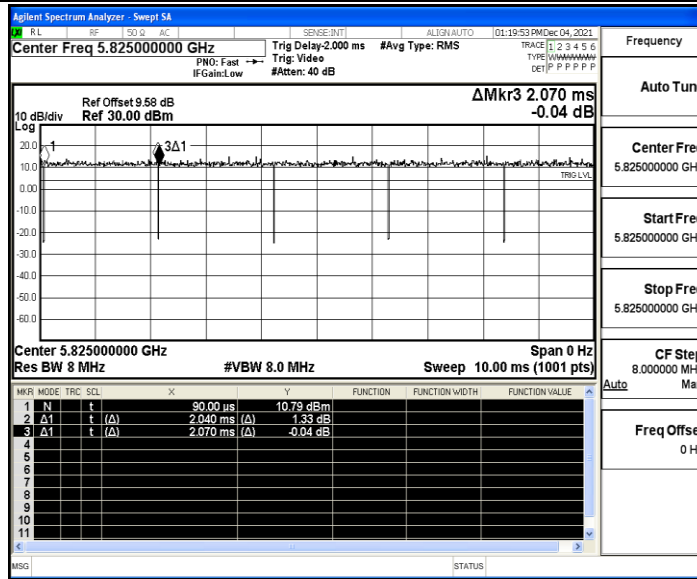
11A\_Ant1\_5745



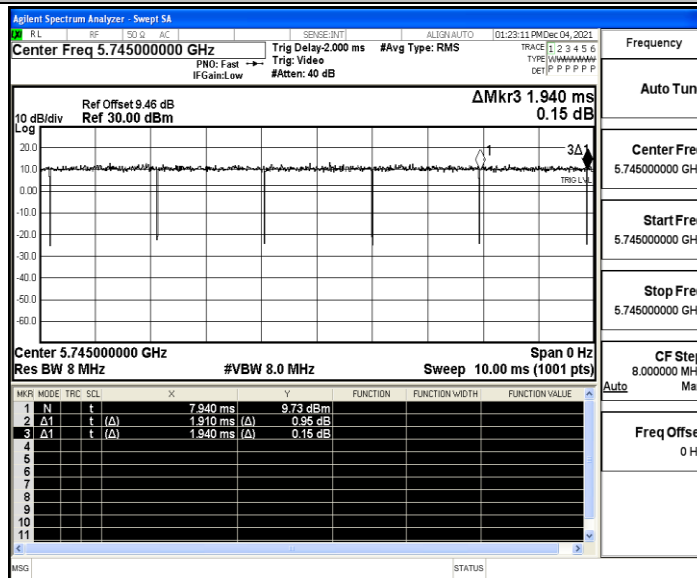
11A\_Ant1\_5785



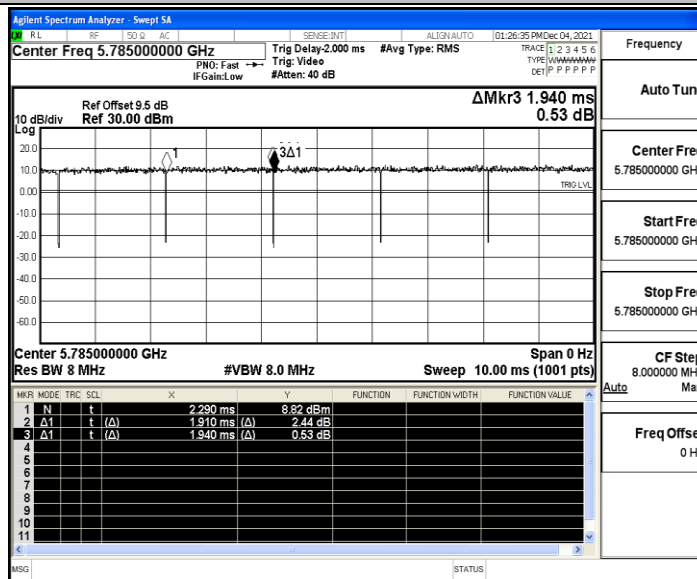
11A\_Ant1\_5825



11N20SISO\_Ant1\_5745

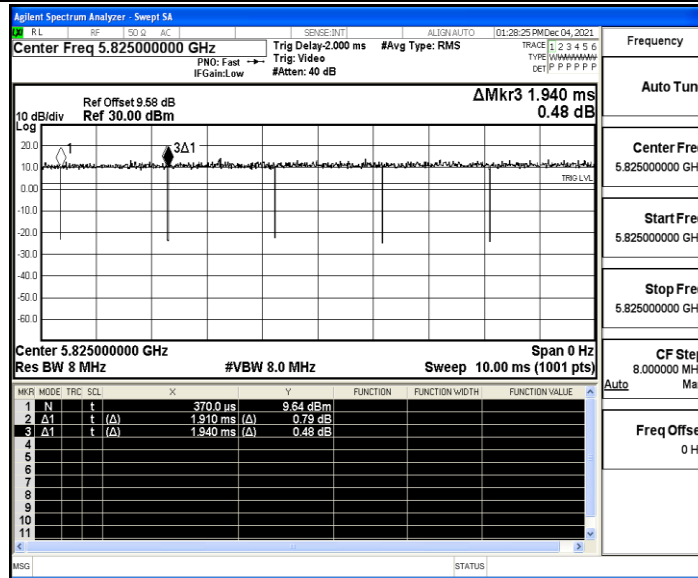


11N20SISO\_Ant1\_5785

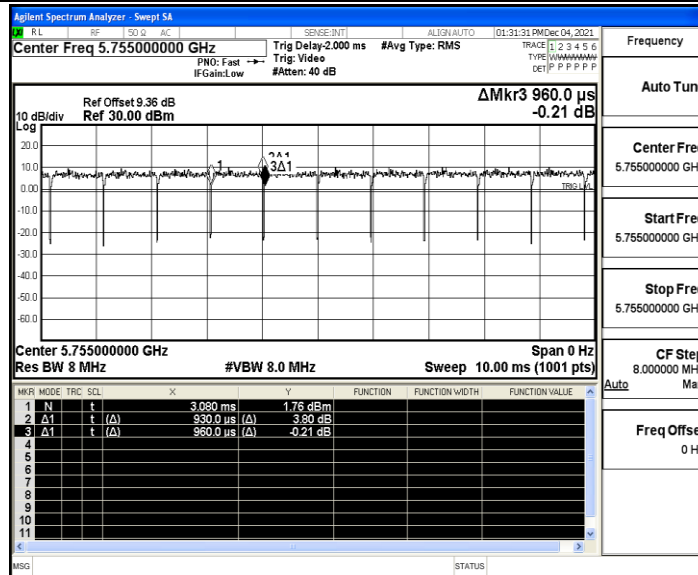




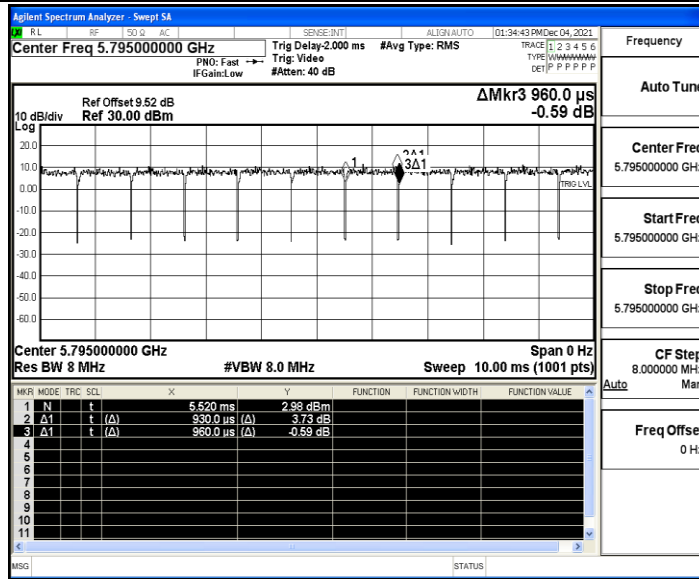
11N20SISO\_Ant1\_5825



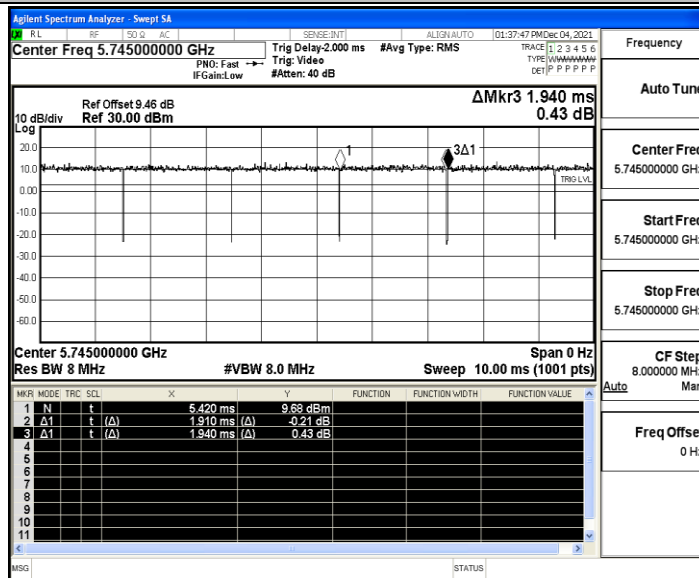
11N40SISO\_Ant1\_5755



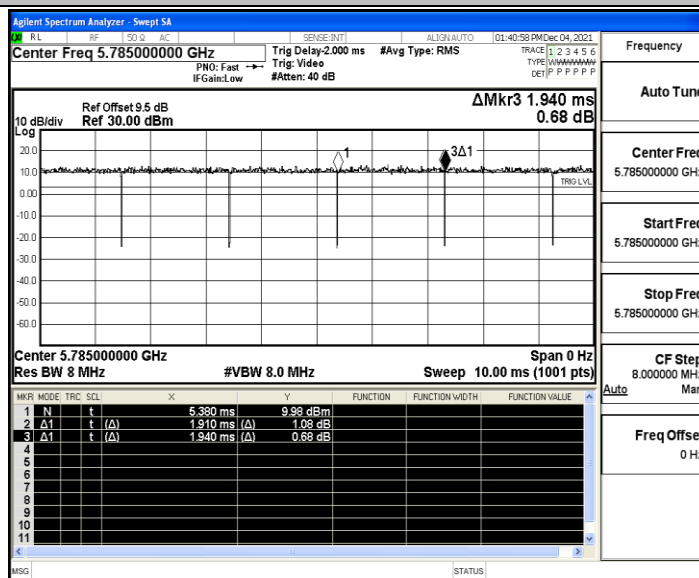
11N40SISO\_Ant1\_5795



11AC20SISO\_Ant1\_5745

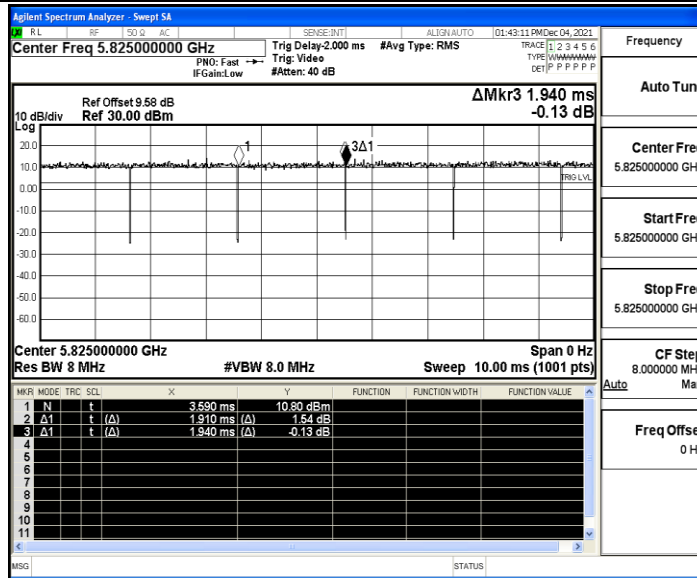


11AC20SISO\_Ant1\_5785

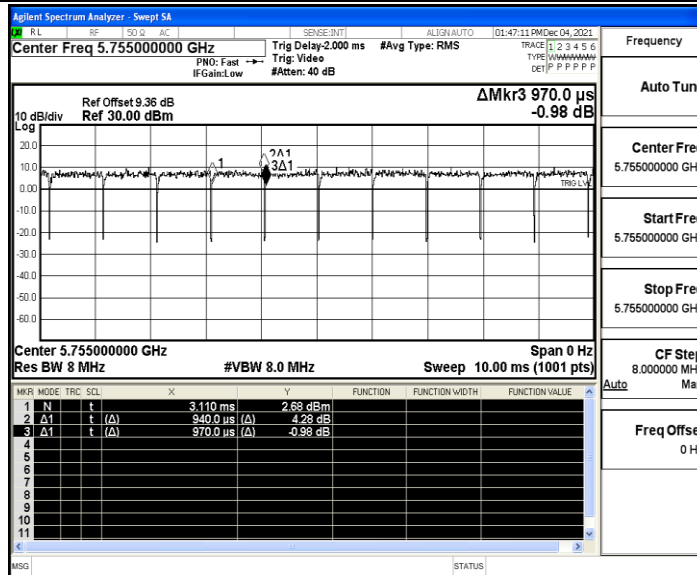




11AC20SISO\_Ant1\_5825



11AC40SISO\_Ant1\_5755



11AC40SISO\_Ant1\_5795

