
FCC Test Report

Report No.:AGC09966200501FE07

FCC ID : 2AVSK-620

APPLICATION PURPOSE : Original Equipment

PRODUCT DESIGNATION : Smart Phone

BRAND NAME : ClearCellular

MODEL NAME : CLEARPHONE 620

APPLICANT : ClearCellular Limited.

DATE OF ISSUE : Jun. 18, 2020

STANDARD(S) : FCC Part 22 Rules
FCC Part 24 Rules
FCC Part 27 Rules

REPORT VERSION : V1.0

Attestation of Global Compliance (Shenzhen) Co., Ltd.

CAUTION:

This report shall not be reproduced except in full without the written permission of the test laboratory and shall not be quoted out of context.



Any report having not been signed by authorized approver, or having been altered without authorization, or having not been stamped by the "Dedicated Testing/Inspection Stamp" is deemed to be invalid. Copying or excerpting portion of, or altering the content of the report is not permitted without the written authorization of AGC. The test results presented in the report apply only to the tested sample. Any objections to report issued by AGC should be submitted to AGC within 15days after the issuance of the test report. Further enquiry of validity or verification of the test report should be addressed to AGC by agc@agc-cert.com.

Attestation of Global Compliance(Shenzhen)Co., Ltd
Attestation of Global Compliance(Shenzhen)Std & Tech Co., Ltd
Tel: +86-755 2523 4088 E-mail: agc@agc-cert.com Web: http://cn.agc-cert.com/



REPORT REVISE RECORD

Report Version	Revise Time	Issued Date	Valid Version	Notes
V1.0	/	Jun. 18, 2020	Valid	Initial Release

Any report having not been signed by authorized approver, or having been altered without authorization, or having not been stamped by the "Dedicated Testing/Inspection Stamp" is deemed to be invalid. Copying or excerpting portion of, or altering the content of the report is not permitted without the written authorization of AGC. The test results presented in the report apply only to the tested sample. Any objections to report issued by AGC should be submitted to AGC within 15 days after the issuance of the test report. Further enquiry of validity or verification of the test report should be addressed to AGC by agc@agc-cert.com.

Attestation of Global Compliance(Shenzhen)Co., Ltd
Attestation of Global Compliance(Shenzhen)Std & Tech Co., Ltd
Tel: +86-755 2523 4088 E-mail: agc@agc-cert.com Web: <http://cn.agc-cert.com/>



TABLE OF CONTENTS

1. VERIFICATION OF COMPLIANCE	5
2. GENERAL INFORMATION	6
2.1 PRODUCT DESCRIPTION	6
2.2 RELATED SUBMITTAL(S) / GRANT (S)	8
2.3 TEST METHODOLOGY	8
2.4 TEST FACILITY	9
2.5 SPECIAL ACCESSORIES	10
2.6 EQUIPMENT MODIFICATIONS	10
3. SYSTEM TEST CONFIGURATION	11
3.1 EUT CONFIGURATION	11
3.2 EUT EXERCISE	11
3.3 GENERAL TECHNICAL REQUIREMENTS	11
3.4 CONFIGURATION OF EUT SYSTEM	12
4. SUMMARY OF TEST RESULTS	13
5. DESCRIPTION OF TEST MODES	14
6. OUTPUT POWER	19
6.1 CONDUCTED OUTPUT POWER	19
6.1.1 MEASUREMENT METHOD	19
6.2 RADIATED OUTPUT POWER	49
6.2.1 MEASUREMENT METHOD	49
6.3. PEAK-TO-AVERAGE RATIO	65
6.3.1 MEASUREMENT METHOD	65
7. SPURIOUS EMISSION	103
7.1 CONDUCTED SPURIOUS EMISSION	103
7.2 RADIATED SPURIOUS EMISSION	106
8. FREQUENCY STABILITY	116
8.1 MEASUREMENT METHOD	116
8.2 PROVISIONS APPLICABLE	117
8.3 MEASUREMENT RESULT (WORST)	118
9. OCCUPIED BANDWIDTH	122
9.1 MEASUREMENT METHOD	122
9.2 PROVISIONS APPLICABLE	122
9.3 MEASUREMENT RESULT	122
10. EMISSION BANDWIDTH	135

Any report having not been signed by authorized approver, or having been altered without authorization, or having not been stamped by the "Dedicated Testing/Inspection Stamp" is deemed to be invalid. Copying or excerpting portion of, or altering the content of the report is not permitted without the written authorization of AGC. The test results presented in the report apply only to the tested sample. Any objections to report issued by AGC should be submitted to AGC within 15days after the issuance of the test report. Further enquiry of validity or verification of the test report should be addressed to AGC by agc@agc-cert.com.



10.1 MEASUREMENT METHOD.....	135
10.2 PROVISIONS APPLICABLE.....	135
10.3 MEASUREMENT RESULT.....	135
11. BAND EDGE.....	148
11.1 MEASUREMENT METHOD.....	148
11.2 PROVISIONS APPLICABLE.....	148
11.3 MEASUREMENT RESULT.....	148
APPENDIX A TEST PLOTS FOR CONDUCTED SPURIOUS EMISSION.....	149
APPENDIX B TEST PLOTS FOR OCCUPIED BANDWIDTH (99%).....	168
EMISSION BANDWIDTH (-26dBC).....	168
APPENDIX C TEST PLOTS FOR BAND EDGES.....	197
APPENDIX D PHOTOGRAPHS OF TEST SETUP.....	225

Any report having not been signed by authorized approver, or having been altered without authorization, or having not been stamped by the "Dedicated Testing/Inspection Stamp" is deemed to be invalid. Copying or excerpting portion of, or altering the content of the report is not permitted without the written authorization of AGC. The test results presented in the report apply only to the tested sample. Any objections to report issued by AGC should be submitted to AGC within 15 days after the issuance of the test report. Further enquiry of validity or verification of the test report should be addressed to AGC by agc@agc-cert.com.



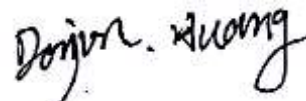
1. VERIFICATION OF COMPLIANCE

Applicant	ClearCellular, Limited.
Address	107 Richmond Street Lower Hutt state New Zealand
Manufacturer	COOSEA GROUP (HK) COMPANY LIMITED
Address	UNIT 5-6 16F MULTIFIELD PLAZA 3-7A PRAT AVENUE TSIM SHA TSUI KL HONGKONG
Factory	ClearCellular, Limited.
Address	107 Richmond Street Lower Hutt state New Zealand
Product Designation	Smart Phone
Brand Name	ClearCellular
Test Model	CLEARPHONE 620
Date of test	May 15, 2020~Jun. 18, 2020
Deviation	No any deviation from the test method.
Condition of Test Sample	Normal

We hereby certify that:

The above equipment was tested by Attestation of Global Compliance(Shenzhen) Co., Ltd. The data evaluation, test procedures, and equipment configurations shown in this report were made in accordance with the procedures given in ANSI/TIA-603-E-2016. The sample tested as described in this report is in compliance with the FCC Rules Part 24 and 27. The test results of this report relate only to the tested sample identified in this report.

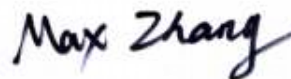
Prepared By



Donjon Huang
(Project Engineer)

Jun. 18, 2020

Reviewed By



Max Zhang
(Reviewer)

Jun. 18, 2020

Approved By



Forrest Lei
(Authorized Officer)

Jun. 18, 2020

Any report having not been signed by authorized approver, or having been altered without authorization, or having not been stamped by the "Dedicated Testing/Inspection Stamp" is deemed to be invalid. Copying or excerpting portion of, or altering the content of the report is not permitted without the written authorization of AGC. The test results presented in the report apply only to the tested sample. Any objections to report issued by AGC should be submitted to AGC within 15 days after the issuance of the test report. Further enquiry of validity or verification of the test report should be addressed to AGC by agc@agc-cert.com.



2. GENERAL INFORMATION

2.1 PRODUCT DESCRIPTION

A major technical description of EUT is described as following:

Radio System Type:	LTE	
Frequency Bands:	<input checked="" type="checkbox"/> FDD Band 2 <input checked="" type="checkbox"/> FDD Band 4 <input checked="" type="checkbox"/> FDD Band 5 <input checked="" type="checkbox"/> FDD Band 7 <input checked="" type="checkbox"/> FDD Band 12 <input checked="" type="checkbox"/> FDD Band 13 <input checked="" type="checkbox"/> FDD Band 17 (U.S. Bands) <input type="checkbox"/> FDD Band 1 <input type="checkbox"/> FDD Band 3 <input type="checkbox"/> FDD Band 8 <input type="checkbox"/> FDD Band 19 <input type="checkbox"/> FDD Band 20 <input type="checkbox"/> FDD Band 28 <input type="checkbox"/> TDD Band 38 <input type="checkbox"/> TDD Band 39 (Non-U.S. Bands)	
Frequency Range	LTE Band 2	Transmission (TX): 1850 to 1909.9 MHz
		Receiving (RX): 1930 to 1989.9 MHz
	LTE Band 4	Transmission (TX): 1710 to 1754.9 MHz
		Receiving (RX): 2110 to 2154.9 MHz
	LTE Band 5	Transmission (TX): 824 to 848.9 MHz
		Receiving (RX): 869 to 893.9 MHz
	LTE Band 7	Transmission (TX): 2500 to 2569.9MHz
		Receiving (RX): 2620 to 2689.9MHz
LTE Band 12	Transmission (TX): 699 to 715.9MHz	
	Receiving (RX): 729 to 745.9MHz	
LTE Band 13	Transmission (TX): 777 to 786.9MHz	
	Receiving (RX): 746 to 755.9MHz	
LTE Band 17	Transmission (TX): 704 to 715.9MHz	
	Receiving (RX): 734 to 745.9MHz	
Supported Channel Bandwidth	LTE Band 2	<input checked="" type="checkbox"/> 1.4 MHz <input checked="" type="checkbox"/> 3 MHz <input checked="" type="checkbox"/> 5 MHz
		<input checked="" type="checkbox"/> 10 MHz <input checked="" type="checkbox"/> 15 MHz <input checked="" type="checkbox"/> 20 MHz
	LTE Band 4	<input checked="" type="checkbox"/> 1.4 MHz <input checked="" type="checkbox"/> 3 MHz <input checked="" type="checkbox"/> 5 MHz
		<input checked="" type="checkbox"/> 10 MHz <input checked="" type="checkbox"/> 15 MHz <input checked="" type="checkbox"/> 20 MHz
	LTE Band 5	<input checked="" type="checkbox"/> 1.4 MHz <input checked="" type="checkbox"/> 3 MHz <input checked="" type="checkbox"/> 5 MHz <input checked="" type="checkbox"/> 10 MHz
	LTE Band 7	<input checked="" type="checkbox"/> 5 MHz <input checked="" type="checkbox"/> 10 MHz <input checked="" type="checkbox"/> 15 MHz <input checked="" type="checkbox"/> 20 MHz
	LTE Band 12	<input checked="" type="checkbox"/> 1.4 MHz <input checked="" type="checkbox"/> 3 MHz <input checked="" type="checkbox"/> 5 MHz <input checked="" type="checkbox"/> 10 MHz
LTE Band 13	<input checked="" type="checkbox"/> 5 MHz <input checked="" type="checkbox"/> 10 MHz	
LTE Band 17	<input checked="" type="checkbox"/> 5 MHz <input checked="" type="checkbox"/> 10 MHz	
Hardware Version	K7011Q-01	
Software Version	K7011.GB.HD J.Q0.ANASAPA9DATJDFTL.0402_1614.V2.1	
Antenna:	PIFA Antenna	
Type of Modulation	QPSK/16QAM	

Any report having not been signed by authorized approver, or having been altered without authorization, or having not been stamped by the "Dedicated Testing/Inspection Stamp" is deemed to be invalid. Copying or excerpting portion of, or altering the content of the report is not permitted without the written authorization of AGC. The test results presented in the report apply only to the tested sample. Any objections to report issued by AGC should be submitted to AGC within 15days after the issuance of the test report. Further enquiry of validity or verification of the test report should be addressed to AGC by agc@agc-cert.com.



Antenna gain:	Band 2: -1.00dBi; Band 4: -1.00dBi; Band 5:-2.50dBi; Band 7: -1.00dBi; Band 12:-2.50dBi; ;Band 13:-2.50dBi, Band 17:-2.50dBi
Diversity Antenna gain:	Band 2: -1.14dBi; Band 4: -1.22dBi; Band 5: -2.83dBi; Band 7: -1.34dBi; Band 12:-2.63dBi; ;Band 13:-2.64dBi, Band 17:-2.55dBi
Power Supply:	DC 3.85V by battery
Dual Card:	GSM/WCDMA/LTE Card Slot
Power Class	3
Extreme Vol. Limits:	DC3.27V to 4.4V (Normal: 3.85V)
Temperature range	-10°C to +40°C
Note1: The High Voltage DC4.4V and Low Voltage DC3.27V were declared by manufacturer, The EUT couldn't be operating normally with higher or lower voltage..	

Any report having not been signed by authorized approver, or having been altered without authorization, or having not been stamped by the "Dedicated Testing/Inspection Stamp" is deemed to be invalid. Copying or excerpting portion of, or altering the content of the report is not permitted without the written authorization of AGC. The test results presented in the report apply only to the tested sample. Any objections to report issued by AGC should be submitted to AGC within 15days after the issuance of the test report. Further enquiry of validity or verification of the test report should be addressed to AGC by agc@agc-cert.com.



2.2 RELATED SUBMITTAL(S) / GRANT (S)

This submittal(s) (test report) is intended for **FCC ID:2AVSK-620** , filing to comply with the FCC Part 22, Part 24 and Part 27 requirements

2.3 TEST METHODOLOGY

The radiated emission testing was performed according to the procedures of ANSI/TIA-603-E-2016, and FCC KDB 971168 D01 Power Means License Digital Systems V03R01.

Any report having not been signed by authorized approver, or having been altered without authorization, or having not been stamped by the "Dedicated Testing/Inspection Stamp" is deemed to be invalid. Copying or excerpting portion of, or altering the content of the report is not permitted without the written authorization of AGC. The test results presented in the report apply only to the tested sample. Any objections to report issued by AGC should be submitted to AGC within 15 days after the issuance of the test report. Further enquiry of validity or verification of the test report should be addressed to AGC by agc@agc-cert.com.

Attestation of Global Compliance(Shenzhen)Co., Ltd
Attestation of Global Compliance(Shenzhen)Std & Tech Co., Ltd
Tel: +86-755 2523 4088 E-mail: agc@agc-cert.com Web: <http://cn.agc-cert.com/>



2.4 TEST FACILITY

Test Site	Attestation of Global Compliance (Shenzhen) Co., Ltd
Location	1-2/F, Building 19, Junfeng Industrial Park, Chongqing Road, Heping Community, Fuhai Street, Bao'an District, Shenzhen, Guangdong, China
Designation Number	CN1259
FCC Test Firm Registration Number	975832
A2LA Cert. No.	5054.02
Description	Attestation of Global Compliance(Shenzhen) Co., Ltd is accredited by A2LA

ALL TEST EQUIPMENT LIST

Equipment	Manufacturer	Model	S/N	Cal. Date	Cal. Due
TEST RECEIVER	R&S	ESPI	101206	May 15, 2020	May 14, 2022
LISN	R&S	ESH2-Z5	100086	Aug.26, 2019	Aug.25, 2020
TEST RECEIVER	R&S	ESCI	10096	May 15, 2020	May 14, 2022
EXA Signal Analyzer	Aglient	N9010A	MY53470504	Dec.18, 2019	Dec.17, 2020
EXA Signal Analyzer	Aglient	N9020B	MY56101792	Dec.18, 2019	Dec.17, 2020
Horn antenna	SCHWARZBECK	BBHA 9170	#768	Sep. 21, 2019	Sep. 20, 2021
preamplifier	ChengYi	EMC184045SE	980508	Sep. 23, 2019	Sep. 22, 2020
Double-Ridged Waveguide Horn	ETS LINDGREN	3117	00034609	May.17, 2019	May.16, 2021
Broadband Preamplifier	SCHWARZBECK	BBHA 9120 J	00073	Sep. 27, 2019	Sep. 26, 2021
ANTENNA	SCHWARZBECK	VULB9168	D69250	Sep.20, 2019	Sep.19, 2020
SIGNAL ANALYZER	Agilent	N9020A	MY52090123	Sep. 09, 2019	Sep. 08, 2020
USB Wideband Power Sensor	Agilent	U2021XA	MY54110007	Sep. 09, 2019	Sep. 08, 2020
Wireless communicationtest	R&S	CMW500	120909	Oct. 26, 2019	Oct. 25, 2020
Power Splitter	Agilent	11636A	34	Jun.12, 2019	Jun.11, 2020
Power Splitter	Agilent	11636A	34	Jun.10, 2020	Jun.09, 2021
Attenuator	JFW	50FHC-006-50	N/A	Jun.12, 2019	Jun.11, 2020
Attenuator	JFW	50FHC-006-50	N/A	Jun.10, 2020	Jun.09, 2021

Any report having not been signed by authorized approver, or having been altered without authorization, or having not been stamped by the "Dedicated Testing/Inspection Stamp" is deemed to be invalid. Copying or excerpting portion of, or altering the content of the report is not permitted without the written authorization of AGC. The test results presented in the report apply only to the tested sample. Any objections to report issued by AGC should be submitted to AGC within 15 days after the issuance of the test report. Further enquiry of validity or verification of the test report should be addressed to AGC by agc@agc-cert.com.



2.5 SPECIAL ACCESSORIES

The battery was supplied by the applicant were used as accessories and being tested with EUT intended for FCC grant together.

2.6 EQUIPMENT MODIFICATIONS

Not available for this EUT intended for grant.

Any report having not been signed by authorized approver, or having been altered without authorization, or having not been stamped by the "Dedicated Testing/Inspection Stamp" is deemed to be invalid. Copying or excerpting portion of, or altering the content of the report is not permitted without the written authorization of AGC. The test results presented in the report apply only to the tested sample. Any objections to report issued by AGC should be submitted to AGC within 15days after the issuance of the test report. Further enquiry of validity or verification of the test report should be addressed to AGC by agc@agc-cert.com.

Attestation of Global Compliance(Shenzhen)Co., Ltd
Attestation of Global Compliance(Shenzhen)Std & Tech Co., Ltd
Tel: +86-755 2523 4088 E-mail: agc@agc-cert.com Web: <http://cn.agc-cert.com/>



3. SYSTEM TEST CONFIGURATION

3.1 EUT CONFIGURATION

The EUT configuration for testing is installed on RF field strength measurement to meet the Commission's requirement and operating in a manner which intends to maximize its emission characteristics in a continuous normal application.

3.2 EUT EXERCISE

The Transmitter was operated in the maximum output power mode through Communication Tester. The TX frequency was fixed which was for the purpose of the measurements.

3.3 GENERAL TECHNICAL REQUIREMENTS

Item Number	Item Description		FCC Rules
1	Output Power	Conducted output power	2.1046/22.913(a)(2)/24.232(c)/ 27.50(d)(4)/ 27.50(h)(2)
		Radiated output power	
2	Peak-to-Average Ratio	Peak-to-Average Ratio	24.232(d)
3	Spurious Emission	Conducted spurious emission	2.1051/22.917(a)/24.238(a) 27.53(h)/ 27.53(g)
		Radiated spurious emission	
4	Frequency Stability		2.1055/22.355/24.235/27.54
5	Occupied Bandwidth		2.1049 (h)(i)
6	Band Edge		2.1051/22.917(a)/24.238(a) 27.53(h)/ 27.53(g)

Note: Testing was performed by configuring EUT to maximum output power status, the declared output power class for different.

Any report having not been signed by authorized approver, or having been altered without authorization, or having not been stamped by the "Dedicated Testing/Inspection Stamp" is deemed to be invalid. Copying or excerpting portion of, or altering the content of the report is not permitted without the written authorization of AGC. The test results presented in the report apply only to the tested sample. Any objections to report issued by AGC should be submitted to AGC within 15 days after the issuance of the test report. Further enquiry of validity or verification of the test report should be addressed to AGC by agc@agc-cert.com.

Attestation of Global Compliance(Shenzhen)Co., Ltd
Attestation of Global Compliance(Shenzhen)Std & Tech Co., Ltd
Tel: +86-755 2523 4088 E-mail: agc@agc-cert.com Web: http://cn.agc-cert.com/



3.4 CONFIGURATION OF EUT SYSTEM

Fig. 2-1 Configuration of EUT System



Table 2-1 Equipment Used in EUT System

Item	Equipment	Model No.	ID or Specification	Remark
1	Smart Phone	ClearPHONE 620	2AVSK-620	EUT
2	Adapter	HJ-FC017K7-US	Input: AC 100-240V, 50/60Hz, 0.6A Output: DC 9V, 2A	AE
3	Battery	BL-A5CT	DC3.85V 4900mAh	AE
4	USB Cable	N/A	N/A	AE

***Note: All the accessories have been used during the test. The following “EUT” in setup diagram means EUT system.

Any report having not been signed by authorized approver, or having been altered without authorization, or having not been stamped by the “Dedicated Testing/Inspection Stamp” is deemed to be invalid. Copying or excerpting portion of, or altering the content of the report is not permitted without the written authorization of AGC. The test results presented in the report apply only to the tested sample. Any objections to report issued by AGC should be submitted to AGC within 15 days after the issuance of the test report. Further enquiry of validity or verification of the test report should be addressed to AGC by agc@agc-cert.com.

Attestation of Global Compliance(Shenzhen)Co., Ltd
Attestation of Global Compliance(Shenzhen)Std & Tech Co., Ltd
Tel: +86-755 2523 4088 E-mail: agc@agc-cert.com Web: http://cn.agc-cert.com/



4. SUMMARY OF TEST RESULTS

Item Number	Item Description		FCC Rules	Result
1	Output Power	Conducted Output Power	2.1046/22.913(a)(2)/24.232(c)/ 27.50(d)(4)/ 27.50(h)(2)	Pass
		Radiated Output Power		
2	Peak-to-Average Ratio	Peak-to-Average Ratio	24.232(d)	Pass
3	Spurious Emission	Conducted Spurious Emission	2.1051/22.917(a)/24.238(a) 27.53(h)/ 27.53(g)	Pass
		Radiated Spurious Emission		
4	Frequency Stability		2.1055/22.355/24.235/27.54	Pass
5	Occupied Bandwidth		2.1049 (h)(i)	Pass
6	Band Edge		2.1051/22.917(a)/24.238(a) 27.53(h)/ 27.53(g)	Pass

Any report having not been signed by authorized approver, or having been altered without authorization, or having not been stamped by the "Dedicated Testing/Inspection Stamp" is deemed to be invalid. Copying or excerpting portion of, or altering the content of the report is not permitted without the written authorization of AGC. The test results presented in the report apply only to the tested sample. Any objections to report issued by AGC should be submitted to AGC within 15 days after the issuance of the test report. Further enquiry of validity or verification of the test report should be addressed to AGC by agc@agc-cert.com.



5. DESCRIPTION OF TEST MODES

During the testing, the EUT was controlled via Rhode & Schwarz Digital Radio Communication Tester (CMW 500) to ensure max power transmission and proper modulation. Three channels (The top channel, the middle channel and the bottom channel) were chosen for testing on both LTE frequency band.

The worst condition was recorded in the test report if no other modes test data.

Test Mode	Test Modes Description
LTE	LTE system, QPSK modulation
LTE	LTE system, 16QAM modulation

Test Mode	TX / RX	RF Channel		
		Low (B)	Middle (M)	High (T)
LTE Band 2	TX (1.4M)	Channel 18607	Channel 18900	Channel 19193
		1850.7 MHz	1880 MHz	1909.3 MHz
	TX (3M)	Channel 18615	Channel 18900	Channel 19185
		1851.5 MHz	1880 MHz	1908.5 MHz
	TX (5M)	Channel 18625	Channel 18900	Channel 19175
		1852.5 MHz	1880 MHz	1907.5 MHz
	TX (10M)	Channel 18650	Channel 18900	Channel 19150
		1855.0 MHz	1880 MHz	1905.0 MHz
	TX (20M)	Channel 18700	Channel 18900	Channel 19100
		1860.0 MHz	1880 MHz	1900.0 MHz
	RX (1.4M)	Channel 607	Channel 900	Channel 1193
		1930.7 MHz	1960 MHz	1989.3 MHz
	RX (3M)	Channel 615	Channel 900	Channel 1185
		1931.5 MHz	1960 MHz	1988.5 MHz
	RX (5M)	Channel 625	Channel 900	Channel 1175
		1932.5 MHz	1960 MHz	1987.5 MHz
	RX (10M)	Channel 650	Channel 900	Channel 1150
		1935 MHz	1960 MHz	1985 MHz
	RX (20M)	Channel 700	Channel 900	Channel 1100
		1940.0 MHz	1960 MHz	1980 MHz

Any report having not been signed by authorized approver, or having been altered without authorization, or having not been stamped by the "Dedicated Testing/Inspection Stamp" is deemed to be invalid. Copying or excerpting portion of, or altering the content of the report is not permitted without the written authorization of AGC. The test results presented in the report apply only to the tested sample. Any objections to report issued by AGC should be submitted to AGC within 15days after the issuance of the test report. Further enquiry of validity or verification of the test report should be addressed to AGC by agc@agc-cert.com.



Test Mode	TX / RX	RF Channel		
		Low (B)	Middle (M)	High (T)
LTE Band 4	TX (1.4M)	Channel 19957	Channel 20175	Channel 20393
		1710.7 MHz	1732.5 MHz	1754.3 MHz
	TX (3M)	Channel 19965	Channel 20175	Channel 20385
		1711.5 MHz	1732.5 MHz	1753.5 MHz
	TX (5M)	Channel 19975	Channel 20175	Channel 20375
		1712.5 MHz	1732.5 MHz	1752.5 MHz
	TX (10M)	Channel 20000	Channel 20175	Channel 20350
		1715 MHz	1732.5 MHz	1750 MHz
	TX (15M)	Channel 20025	Channel 20175	Channel 20325
		1717.5 MHz	1732.5 MHz	1747.5 MHz
	TX (20M)	Channel 20050	Channel 20175	Channel 20300
		1720 MHz	1732.5 MHz	1745 MHz
	RX (1.4M)	Channel 1957	Channel 2175	Channel 2393
		2110.7 MHz	2132.5 MHz	2154.3 MHz
	RX (3M)	Channel 1965	Channel 2175	Channel 2385
		2111.5 MHz	2132.5 MHz	2153.5 MHz
	RX (5M)	Channel 1975	Channel 2175	Channel 2375
		2112.5 MHz	2132.5 MHz	2152.5 MHz
	RX (10M)	Channel 2000	Channel 2175	Channel 2350
		2115 MHz	2132.5 MHz	2150 MHz
	RX (15M)	Channel 2025	Channel 2175	Channel 2325
		2117.5 MHz	2132.5 MHz	2147.5 MHz
	RX (20M)	Channel 2050	Channel 2175	Channel 2300
		2120 MHz	2132.5 MHz	2145 MHz

Any report having not been signed by authorized approver, or having been altered without authorization, or having not been stamped by the "Dedicated Testing/Inspection Stamp" is deemed to be invalid. Copying or excerpting portion of, or altering the content of the report is not permitted without the written authorization of AGC. The test results presented in the report apply only to the tested sample. Any objections to report issued by AGC should be submitted to AGC within 15 days after the issuance of the test report. Further enquiry of validity or verification of the test report should be addressed to AGC by agc@agc-cert.com.



Test Mode	TX / RX	RF Channel		
		Low (B)	Middle (M)	High (T)
LTE Band 5	TX (1.4M)	Channel 20407	Channel 20525	Channel 20643
		824.7 MHz	836.5 MHz	848.3 MHz
	TX (3M)	Channel 20415	Channel 20525	Channel 20635
		825.5 MHz	836.5 MHz	847.5 MHz
	TX (5M)	Channel 20425	Channel 20525	Channel 20625
		826.5 MHz	836.5 MHz	846.5 MHz
	TX (10M)	Channel 20450	Channel 20525	Channel 20600
		829 MHz	836.5 MHz	844 MHz
	RX (1.4M)	Channel 2404	Channel 2525	Channel 2463
		869.4 MHz	881.5 MHz	893.3 MHz
	RX (3M)	Channel 2415	Channel 2525	Channel 2635
		870.5 MHz	881.5 MHz	892.5 MHz
	RX (5M)	Channel 2425	Channel 2525	Channel 2625
		871.5 MHz	881.5 MHz	891.5 MHz
	RX (10M)	Channel 2450	Channel 2525	Channel 2600
		874 MHz	881.5 MHz	889 MHz

Test Mode	TX / RX	RF Channel		
		Low (B)	Middle (M)	High (T)
LTE Band 7	TX (5M)	Channel 20775	Channel 21100	Channel 21425
		2502.5 MHz	2535 MHz	2567.5 MHz
	TX (10M)	Channel 20800	Channel 21100	Channel 21400
		2505.0 MHz	2535 MHz	2565 MHz
	TX (15M)	Channel 20825	Channel 21100	Channel 21275
		2507.5 MHz	2535 MHz	2562.5 MHz
	TX (20M)	Channel 20850	Channel 21100	Channel 21350
		2510.0 MHz	2535 MHz	2560 MHz
	RX (5M)	Channel 2775	Channel 3100	Channel 3425
		2622.5 MHz	2655 MHz	2687.5 MHz
	RX (10M)	Channel 2800	Channel 3100	Channel 3400
		2625.0 MHz	2655 MHz	2685 MHz
	RX (15M)	Channel 2825	Channel 3100	Channel 3375
		2627.5 MHz	2655 MHz	2682.5 MHz
	RX (20M)	Channel 2850	Channel 3100	Channel 3350
		2630.0 MHz	2655 MHz	2680.0 MHz

Any report having not been signed by authorized approver, or having been altered without authorization, or having not been stamped by the "Dedicated Testing/Inspection Stamp" is deemed to be invalid. Copying or excerpting portion of, or altering the content of the report is not permitted without the written authorization of AGC. The test results presented in the report apply only to the tested sample. Any objections to report issued by AGC should be submitted to AGC within 15 days after the issuance of the test report. Further enquiry of validity or verification of the test report should be addressed to AGC by agc@agc-cert.com.



Test Mode	TX / RX	RF Channel		
		Low (B)	Middle (M)	High (T)
LTE Band 12	TX (1.4M)	Channel 23017	Channel 23095	Channel 23173
		699.7 MHz	707.5 MHz	715.3 MHz
	TX (3M)	Channel 23025	Channel 23095	Channel 23165
		700.5 MHz	707.5 MHz	714.5 MHz
	TX (5M)	Channel 23035	Channel 23095	Channel 23155
		701.5 MHz	707.5 MHz	713.5 MHz
	TX (10M)	Channel 23060	Channel 23095	Channel 23130
		704.0 MHz	707.5 MHz	711.0 MHz
	RX (1.4M)	Channel 5017	Channel 5095	Channel 5173
		729.7 MHz	737.5 MHz	745.3 MHz
	RX (3M)	Channel 5025	Channel 5095	Channel 5165
		730.5 MHz	737.5 MHz	744.5 MHz
	RX (5M)	Channel 5035	Channel 5095	Channel 5155
		731.5 MHz	737.5 MHz	743.5 MHz
	RX (10M)	Channel 5060	Channel 5095	Channel 5130
		734.0 MHz	737.5 MHz	741.0 MHz

	TX / RX	RF Channel		
		Low (B)	Middle (M)	High (T)
LTE Band 13	TX (5M)	Channel 23205	Channel 23230	Channel 23255
		779.5 MHz	782 MHz	784.5 MHz
	TX (10M)	Channel 23230	Channel 23230	Channel 23230
		782.0 MHz	782.0 MHz	782.0 MHz
	RX (5M)	Channel 5205	Channel 5230	Channel 5255
		748.5 MHz	751 MHz	753.5 MHz
	RX (10M)	Channel 5230	Channel 5230	Channel 5230
		751.0MHz	751.0MHz	751.0MHz

Any report having not been signed by authorized approver, or having been altered without authorization, or having not been stamped by the "Dedicated Testing/Inspection Stamp" is deemed to be invalid. Copying or excerpting portion of, or altering the content of the report is not permitted without the written authorization of AGC. The test results presented in the report apply only to the tested sample. Any objections to report issued by AGC should be submitted to AGC within 15days after the issuance of the test report. Further enquiry of validity or verification of the test report should be addressed to AGC by agc@agc-cert.com.



	TX / RX	RF Channel		
		Low (B)	Middle (M)	High (T)
LTE Band 17	TX (5M)	Channel 23755	Channel 23790	Channel 23825
		706.5 MHz	710 MHz	713.5 MHz
	TX (10M)	Channel 23780	Channel 23790	Channel 23800
		709.0 MHz	710 MHz	711.0 MHz
	RX (5M)	Channel 5755	Channel 5790	Channel 5825
		736.5 MHz	740 MHz	743.5 MHz
	RX (10M)	Channel 5780	Channel 5790	Channel 5800
		739.0 MHz	740 MHz	741.0 MHz

Any report having not been signed by authorized approver, or having been altered without authorization, or having not been stamped by the "Dedicated Testing/Inspection Stamp" is deemed to be invalid. Copying or excerpting portion of, or altering the content of the report is not permitted without the written authorization of AGC. The test results presented in the report apply only to the tested sample. Any objections to report issued by AGC should be submitted to AGC within 15 days after the issuance of the test report. Further enquiry of validity or verification of the test report should be addressed to AGC by agc@agc-cert.com.



6. OUTPUT POWER

6.1 CONDUCTED OUTPUT POWER

6.1.1 MEASUREMENT METHOD

The EUT is coupled to the SS with attenuator through power splitter; the RF load attached to EUT antenna terminal is 50ohm, the path loss as the factor is calibrated to correct the reading. A system simulator was used to establish communication with the EUT , Its parameters were set to force the EUT transmitting at maximum output power. The measured power in the radio frequency on the transmitter output terminals shall be reported. The measurements were performed on all modes at 3 typical channels (the Top Channel, the Middle Channel and the Bottom Channel) for each band.

Any report having not been signed by authorized approver, or having been altered without authorization, or having not been stamped by the "Dedicated Testing/Inspection Stamp" is deemed to be invalid. Copying or excerpting portion of, or altering the content of the report is not permitted without the written authorization of AGC. The test results presented in the report apply only to the tested sample. Any objections to report issued by AGC should be submitted to AGC within 15days after the issuance of the test report. Further enquiry of validity or verification of the test report should be addressed to AGC by agc@agc-cert.com.

Attestation of Global Compliance(Shenzhen)Co., Ltd
Attestation of Global Compliance(Shenzhen)Std & Tech Co., Ltd
Tel: +86-755 2523 4088 E-mail: agc@agc-cert.com Web: <http://cn.agc-cert.com/>



LTE Band 2

BW (MHz)	Ch	Freq. (MHz)	Mode	UL RB Allocation	UL RB Offset	MPR	Average power (dBm)
20MHz	18700	1860.0	QPSK	1	0	0	22.31
				1	49	0	22.66
				1	99	0	22.41
				50	0	1	21.25
				50	25	1	21.27
				50	49	1	21.38
			16QAM	100	0	1	21.34
				1	0	1	21.35
				1	49	1	21.57
				1	99	1	21.37
				50	0	2	20.27
				50	25	2	20.28
	18900	1880.0	QPSK	50	49	2	20.40
				100	0	2	20.34
				1	0	0	22.43
				1	49	0	22.71
				1	99	0	22.54
				50	0	1	21.52
			16QAM	50	25	1	21.49
				50	49	1	21.59
				100	0	1	21.53
				1	0	1	21.56
				1	49	1	21.85
				1	99	1	21.61
	19100	1900.0	QPSK	50	0	2	20.55
				50	25	2	20.56
				50	49	2	20.63
				100	0	2	20.54
				1	0	0	22.37
				1	49	0	22.68
16QAM			1	99	0	22.50	
			50	0	1	21.63	
			50	25	1	21.62	
			50	49	1	21.61	
			100	0	1	21.59	
			1	0	1	21.45	
				1	49	1	21.79
				1	99	1	21.59
				50	0	2	20.68
				50	25	2	20.65
				50	49	2	20.63
				100	0	2	20.58

Any report having not been signed by authorized approver, or having been altered without authorization, or having not been stamped by the "Dedicated Testing/Inspection Stamp" is deemed to be invalid. Copying or excerpting portion of, or altering the content of the report is not permitted without the written authorization of AGC. The test results presented in the report apply only to the tested sample. Any objections to report issued by AGC should be submitted to AGC within 15 days after the issuance of the test report. Further enquiry of validity or verification of the test report should be addressed to AGC by agc@agc-cert.com.



BW (MHz)	Ch	Freq. (MHz)	Mode	UL RB Allocation	UL RB Offset	MPR	Average power (dBm)
15MHz	18675	1857.5	QPSK	1	0	0	22.32
				1	38	0	22.42
				1	74	0	22.30
				38	0	1	21.47
				38	18	1	21.51
				38	37	1	21.46
				75	0	1	21.48
			16QAM	1	0	1	21.48
				1	38	1	21.56
				1	74	1	21.49
				38	0	2	20.48
				38	18	2	20.47
				38	37	2	20.49
				75	0	2	20.41
	18900	1880.0	QPSK	1	0	0	22.42
				1	38	0	22.58
				1	74	0	22.51
				38	0	1	21.63
				38	18	1	21.65
				38	37	1	21.65
				75	0	1	21.61
			16QAM	1	0	1	21.69
				1	38	1	21.84
				1	74	1	21.74
				38	0	2	20.64
				38	18	2	20.67
				38	37	2	20.63
				75	0	2	20.60
	19125	1902.5	QPSK	1	0	0	22.55
				1	38	0	22.73
				1	74	0	22.65
				38	0	1	21.83
				38	18	1	21.80
				38	37	1	21.80
				75	0	1	21.79
			16QAM	1	0	1	21.45
1				38	1	21.64	
1				74	1	21.50	
38				0	2	20.80	
38				18	2	20.81	
38				37	2	20.80	
75				0	2	20.69	

Any report having not been signed by authorized approver, or having been altered without authorization, or having not been stamped by the "Dedicated Testing/Inspection Stamp" is deemed to be invalid. Copying or excerpting portion of, or altering the content of the report is not permitted without the written authorization of AGC. The test results presented in the report apply only to the tested sample. Any objections to report issued by AGC should be submitted to AGC within 15days after the issuance of the test report. Further enquiry of validity or verification of the test report should be addressed to AGC by agc@agc-cert.com.



BW (MHz)	Ch	Freq. (MHz)	Mode	UL RB Allocation	UL RB Offset	MPR	Average power (dBm)
10MHz	18650	1855.0	QPSK	1	0	0	22.34
				1	24	0	22.48
				1	49	0	22.37
				25	0	1	21.38
				25	12	1	21.36
				25	25	1	21.46
			16QAM	50	0	1	21.40
				1	0	1	21.51
				1	24	1	21.63
				1	49	1	21.55
				25	0	2	20.38
				25	12	2	20.39
				25	25	2	20.45
				50	0	2	20.41
				18900	1880.0	QPSK	1
	1	24	0				22.69
	1	49	0				22.51
	25	0	1				21.58
	25	12	1				21.60
	25	25	1				21.61
	16QAM	50	0			1	21.55
		1	0			1	21.61
		1	24			1	21.81
		1	49			1	21.67
		25	0			2	20.61
		25	12			2	20.63
		25	25			2	20.67
		50	0			2	20.58
		19150	1905.0			QPSK	1
	1			24	0		22.86
1	49			0	22.71		
25	0			1	21.85		
25	12			1	21.86		
25	25			1	21.77		
16QAM	50			0	1	21.78	
	1			0	1	21.58	
	1			24	1	21.79	
	1			49	1	21.63	
	25			0	2	20.91	
	25			12	2	20.77	
	25			25	2	20.80	
	50			0	2	20.79	

Any report having not been signed by authorized approver, or having been altered without authorization, or having not been stamped by the "Dedicated Testing/Inspection Stamp" is deemed to be invalid. Copying or excerpting portion of, or altering the content of the report is not permitted without the written authorization of AGC. The test results presented in the report apply only to the tested sample. Any objections to report issued by AGC should be submitted to AGC within 15days after the issuance of the test report. Further enquiry of validity or verification of the test report should be addressed to AGC by agc@agc-cert.com.



BW (MHz)	Ch	Freq. (MHz)	Mode	UL RB Allocation	UL RB Offset	MPR	Average power (dBm)
5MHz	18625	1852.5	QPSK	1	0	0	22.33
				1	12	0	22.45
				1	24	0	22.32
				12	0	1	21.39
				12	6	1	21.38
				12	13	1	21.44
				25	0	1	21.37
			16QAM	1	0	1	21.34
				1	12	1	21.44
				1	24	1	21.34
				12	0	2	20.30
				12	6	2	20.32
				12	13	2	20.40
				25	0	2	20.41
	18900	1880.0	QPSK	1	0	0	22.55
				1	12	0	22.65
				1	24	0	22.53
				12	0	1	21.56
				12	6	1	21.56
				12	13	1	21.50
				25	0	1	21.55
			16QAM	1	0	1	21.68
				1	12	1	21.78
				1	24	1	21.69
				12	0	2	20.56
				12	6	2	20.60
				12	13	2	20.57
				25	0	2	20.56
	19175	1907.5	QPSK	1	0	0	22.71
				1	12	0	22.82
1				24	0	22.70	
12				0	1	21.71	
12				6	1	21.73	
12				13	1	21.72	
25				0	1	21.70	
16QAM			1	0	1	21.70	
			1	12	1	21.77	
			1	24	1	21.69	
			12	0	2	20.70	
			12	6	2	20.73	
			12	13	2	20.67	
			25	0	2	20.74	

Any report having not been signed by authorized approver, or having been altered without authorization, or having not been stamped by the "Dedicated Testing/Inspection Stamp" is deemed to be invalid. Copying or excerpting portion of, or altering the content of the report is not permitted without the written authorization of AGC. The test results presented in the report apply only to the tested sample. Any objections to report issued by AGC should be submitted to AGC within 15days after the issuance of the test report. Further enquiry of validity or verification of the test report should be addressed to AGC by agc@agc-cert.com.



BW (MHz)	Ch	Freq. (MHz)	Mode	UL RB Allocation	UL RB Offset	MPR	Average power (dBm)
3MHz	18615	1851.5	QPSK	1	0	0	22.39
				1	8	0	22.37
				1	14	0	22.36
				8	0	1	21.39
				8	4	1	21.41
				8	8	1	21.40
			16QAM	15	0	1	21.37
				1	0	1	21.57
				1	8	1	21.53
				1	14	1	21.58
				8	0	2	20.45
				8	4	2	20.45
				8	8	2	20.44
				15	0	2	20.39
				18900	1880.0	QPSK	1
	1	8	0				22.55
	1	14	0				22.53
	8	0	1				21.55
	8	4	1				21.58
	8	7	1				21.54
	16QAM	15	0			1	21.50
		1	0			1	21.74
		1	8			1	21.69
		1	14			1	21.67
		8	0			2	20.56
		8	4			2	20.57
		8	8			2	20.53
		15	0			2	20.47
		19185	1908.5			QPSK	1
	1			8	0		22.74
1	14			0	22.76		
8	0			1	21.75		
8	4			1	21.77		
8	8			1	21.77		
16QAM	15			0	1	21.67	
	1			0	1	21.64	
	1			8	1	21.65	
	1			14	1	21.61	
	8			0	2	20.76	
	8			4	2	20.76	
	8			8	2	20.74	
	15			0	2	20.58	

Any report having not been signed by authorized approver, or having been altered without authorization, or having not been stamped by the "Dedicated Testing/Inspection Stamp" is deemed to be invalid. Copying or excerpting portion of, or altering the content of the report is not permitted without the written authorization of AGC. The test results presented in the report apply only to the tested sample. Any objections to report issued by AGC should be submitted to AGC within 15days after the issuance of the test report. Further enquiry of validity or verification of the test report should be addressed to AGC by agc@agc-cert.com.



BW (MHz)	Ch	Freq. (MHz)	Mode	UL RB Allocation	UL RB Offset	MPR	Average power (dBm)
1.4MHz	18607	1850.7	QPSK	1	0	0	22.36
				1	2	0	22.47
				1	5	0	22.34
				3	0	0	22.44
				3	1	0	22.45
				3	2	0	22.48
			16QAM	6	0	1	21.44
				1	0	1	21.48
				1	2	1	21.63
				1	5	1	21.48
				3	0	1	21.32
				3	1	1	21.31
	18900	1880.0	QPSK	3	2	1	21.35
				6	0	2	20.45
				1	0	0	22.54
				1	2	0	22.60
				1	5	0	22.53
				3	0	0	22.59
			16QAM	3	1	0	22.59
				3	2	0	22.64
				6	0	1	21.58
				1	0	1	21.67
				1	2	1	21.84
				1	5	1	21.66
	19193	1909.3	QPSK	3	0	1	21.51
				3	1	1	21.49
				3	2	1	21.50
				6	0	2	20.46
				1	0	0	22.72
				1	2	0	22.83
			16QAM	1	5	0	22.70
				3	0	0	22.73
				3	1	0	22.71
				3	2	0	22.74
				6	0	1	21.80
				1	0	1	21.60
16QAM	1	2	1	21.73			
	1	5	1	21.57			
	3	0	1	21.53			
	3	1	1	21.52			
	3	2	1	21.52			
	6	0	2	20.73			

Any report having not been signed by authorized approver, or having been altered without authorization, or having not been stamped by the "Dedicated Testing/Inspection Stamp" is deemed to be invalid. Copying or excerpting portion of, or altering the content of the report is not permitted without the written authorization of AGC. The test results presented in the report apply only to the tested sample. Any objections to report issued by AGC should be submitted to AGC within 15days after the issuance of the test report. Further enquiry of validity or verification of the test report should be addressed to AGC by agc@agc-cert.com.



LTE Band 4

BW (MHz)	Ch	Freq. (MHz)	Mode	UL RB Allocation	UL RB Offset	MPR	Average power (dBm)
20MHz	20050	1720.0	QPSK	1	0	0	22.57
				1	49	0	22.80
				1	99	0	22.50
				50	0	1	21.44
				50	25	1	21.44
				50	49	1	21.68
			16QAM	100	0	1	21.58
				1	0	1	21.58
				1	49	1	21.69
				1	99	1	21.48
				50	0	2	20.47
				50	25	2	20.42
	20175	1732.5	QPSK	50	49	2	20.68
				100	0	2	20.61
				1	0	0	22.51
				1	49	0	22.64
				1	99	0	22.43
				50	0	1	21.51
			16QAM	50	25	1	21.52
				50	49	1	21.28
				100	0	1	21.42
				1	0	1	21.64
				1	49	1	21.74
				1	99	1	21.51
	20300	1745.0	QPSK	50	0	2	20.53
				50	25	2	20.55
				50	49	2	20.32
				100	0	2	20.40
				1	0	0	22.23
				1	49	0	22.41
			16QAM	1	99	0	22.25
				50	0	1	21.69
				50	25	1	21.65
				50	49	1	21.37
				100	0	1	21.52
				1	0	1	21.35
16QAM	1	49	1	21.55			
	1	99	1	21.30			
	50	0	2	20.69			
	50	25	2	20.74			
	50	49	2	20.39			
	100	0	2	20.52			

Any report having not been signed by authorized approver, or having been altered without authorization, or having not been stamped by the "Dedicated Testing/Inspection Stamp" is deemed to be invalid. Copying or excerpting portion of, or altering the content of the report is not permitted without the written authorization of AGC. The test results presented in the report apply only to the tested sample. Any objections to report issued by AGC should be submitted to AGC within 15 days after the issuance of the test report. Further enquiry of validity or verification of the test report should be addressed to AGC by agc@agc-cert.com.



BW (MHz)	Ch	Freq. (MHz)	Mode	UL RB Allocation	UL RB Offset	MPR	Average power (dBm)
15MHz	20025	1717.5	QPSK	1	0	0	22.59
				1	37	0	22.64
				1	74	0	22.51
				36	0	1	21.74
				36	16	1	21.73
				36	35	1	21.72
				75	0	1	21.72
			16QAM	1	0	1	21.76
				1	37	1	21.70
				1	74	1	21.68
				36	0	2	20.72
				36	16	2	20.72
				36	35	2	20.72
				75	0	2	20.66
	20175	1732.5	QPSK	1	0	0	22.49
				1	37	0	22.50
				1	74	0	22.39
				36	0	1	21.64
				36	16	1	21.60
				36	35	1	21.63
				75	0	1	21.59
			16QAM	1	0	1	21.74
				1	37	1	21.74
				1	74	1	21.63
				36	0	2	20.61
				36	16	2	20.62
				36	35	2	20.60
				75	0	2	20.53
	20325	1747.5	QPSK	1	0	0	22.37
				1	37	0	22.40
				1	74	0	22.36
				36	0	1	21.58
				36	16	1	21.53
				36	35	1	21.57
				75	0	1	21.54
			16QAM	1	0	1	21.33
1				37	1	21.32	
1				74	1	21.24	
36				0	2	20.56	
36				16	2	20.56	
36				35	2	20.55	
75				0	2	20.48	

Any report having not been signed by authorized approver, or having been altered without authorization, or having not been stamped by the "Dedicated Testing/Inspection Stamp" is deemed to be invalid. Copying or excerpting portion of, or altering the content of the report is not permitted without the written authorization of AGC. The test results presented in the report apply only to the tested sample. Any objections to report issued by AGC should be submitted to AGC within 15days after the issuance of the test report. Further enquiry of validity or verification of the test report should be addressed to AGC by agc@agc-cert.com.



BW (MHz)	Ch	Freq. (MHz)	Mode	UL RB Allocation	UL RB Offset	MPR	Average power (dBm)
10MHz	20000	1715.0	QPSK	1	0	0	22.65
				1	24	0	22.74
				1	49	0	22.60
				25	0	1	21.66
				25	12	1	21.68
				25	25	1	21.70
				50	0	1	21.80
			16QAM	1	0	1	21.74
				1	24	1	21.79
				1	49	1	21.80
				25	0	2	20.67
				25	12	2	20.68
				25	25	2	20.71
				50	0	2	20.78
	20175	1732.5	QPSK	1	0	0	22.50
				1	24	0	22.66
				1	49	0	22.47
				25	0	1	21.65
				25	12	1	21.66
				25	25	1	21.48
				50	0	1	21.59
			16QAM	1	0	1	21.66
				1	24	1	21.74
				1	49	1	21.59
				25	0	2	20.67
				25	12	2	20.65
				25	25	2	20.55
				50	0	2	20.56
	20350	1750.0	QPSK	1	0	0	22.39
				1	24	0	22.55
				1	49	0	22.42
				25	0	1	21.55
				25	12	1	21.52
				25	25	1	21.39
				50	0	1	21.55
			16QAM	1	0	1	21.31
1				24	1	21.45	
1				49	1	21.33	
25				0	2	20.56	
25				12	2	20.59	
25				25	2	20.52	
50				0	2	20.51	

Any report having not been signed by authorized approver, or having been altered without authorization, or having not been stamped by the "Dedicated Testing/Inspection Stamp" is deemed to be invalid. Copying or excerpting portion of, or altering the content of the report is not permitted without the written authorization of AGC. The test results presented in the report apply only to the tested sample. Any objections to report issued by AGC should be submitted to AGC within 15days after the issuance of the test report. Further enquiry of validity or verification of the test report should be addressed to AGC by agc@agc-cert.com.



BW (MHz)	Ch	Freq. (MHz)	Mode	UL RB Allocation	UL RB Offset	MPR	Average power (dBm)
5MHz	19975	1712.5	QPSK	1	0	0	22.66
				1	12	0	22.82
				1	24	0	22.62
				12	0	1	21.62
				12	6	1	21.63
				12	11	1	21.73
				25	0	1	21.68
			16QAM	1	0	1	21.62
				1	12	1	21.79
				1	24	1	21.64
				12	0	2	20.60
				12	6	2	20.64
				12	11	2	20.69
				25	0	2	20.72
	20175	1732.5	QPSK	1	0	0	22.48
				1	12	0	22.60
				1	24	0	22.44
				12	0	1	21.56
				12	6	1	21.59
				12	11	1	21.47
				25	0	1	21.54
			16QAM	1	0	1	21.63
				1	12	1	21.76
				1	24	1	21.61
				12	0	2	20.61
				12	6	2	20.57
				12	11	2	20.52
				25	0	2	20.52
	20375	1752.5	QPSK	1	0	0	22.42
				1	12	0	22.53
1				24	0	22.39	
12				0	1	21.43	
12				6	1	21.42	
12				11	1	21.42	
25				0	1	21.44	
16QAM			1	0	1	21.40	
			1	12	1	21.57	
			1	24	1	21.39	
			12	0	2	20.44	
			12	6	2	20.46	
			12	11	2	20.42	
			25	0	2	20.48	

Any report having not been signed by authorized approver, or having been altered without authorization, or having not been stamped by the "Dedicated Testing/Inspection Stamp" is deemed to be invalid. Copying or excerpting portion of, or altering the content of the report is not permitted without the written authorization of AGC. The test results presented in the report apply only to the tested sample. Any objections to report issued by AGC should be submitted to AGC within 15days after the issuance of the test report. Further enquiry of validity or verification of the test report should be addressed to AGC by agc@agc-cert.com.




BW (MHz)	Ch	Freq. (MHz)	Mode	UL RB Allocation	UL RB Offset	MPR	Average power (dBm)
3MHz	19965	1711.5	QPSK	1	0	0	22.69
				1	7	0	22.72
				1	14	0	22.71
				8	0	1	21.71
				8	4	1	21.70
				8	7	1	21.73
				15	0	1	21.69
			16QAM	1	0	1	20.89
				1	7	1	20.90
				1	14	1	20.85
				8	0	2	20.78
				8	4	2	20.76
				8	7	2	20.79
				15	0	2	20.70
	20175	1732.5	QPSK	1	0	0	22.53
				1	7	0	22.53
				1	14	0	22.48
				8	0	1	21.59
				8	4	1	21.60
				8	7	1	21.52
				15	0	1	21.55
			16QAM	1	0	1	21.68
				1	7	1	21.64
				1	14	1	21.58
				8	0	2	20.59
				8	4	2	20.57
				8	7	2	20.51
				15	0	2	20.46
	20385	1753.5	QPSK	1	0	0	22.45
				1	7	0	22.42
				1	14	0	22.42
				8	0	1	21.44
				8	4	1	21.45
				8	7	1	21.46
				15	0	1	21.39
			16QAM	1	0	1	21.33
1				7	1	21.36	
1				14	1	21.38	
8				0	2	20.45	
8				4	2	20.44	
8				7	2	20.45	
15				0	2	20.33	

Any report having not been signed by authorized approver, or having been altered without authorization, or having not been stamped by the "Dedicated Testing/Inspection Stamp" is deemed to be invalid. Copying or excerpting portion of, or altering the content of the report is not permitted without the written authorization of AGC. The test results presented in the report apply only to the tested sample. Any objections to report issued by AGC should be submitted to AGC within 15days after the issuance of the test report. Further enquiry of validity or verification of the test report should be addressed to AGC by agc@agc-cert.com.



BW (MHz)	Ch	Freq. (MHz)	Mode	UL RB Allocation	UL RB Offset	MPR	Average power (dBm)
1.4MHz	19957	1710.7	QPSK	1	0	0	22.68
				1	2	0	22.82
				1	5	0	22.67
				3	0	0	22.80
				3	1	0	22.77
				3	2	0	22.77
			16QAM	6	0	1	21.74
				1	0	1	21.81
				1	2	1	20.94
				1	5	1	21.79
				3	0	1	21.66
				3	1	1	21.67
	20175	1732.5	QPSK	3	2	1	21.68
				6	0	2	20.78
				1	0	0	22.49
				1	2	0	22.60
				1	5	0	22.49
				3	0	0	22.59
			16QAM	3	1	0	22.58
				3	2	0	22.64
				6	0	1	21.61
				1	0	1	21.58
				1	2	1	20.91
				1	5	1	21.58
	20393	1754.3	QPSK	3	0	1	21.48
				3	1	1	21.46
				3	2	1	21.50
				6	0	2	20.43
				1	0	0	22.40
				1	2	0	22.53
16QAM			1	5	0	22.41	
			3	0	0	22.46	
			3	1	0	22.46	
			3	2	0	22.50	
			6	0	1	21.44	
			1	0	1	21.30	
16QAM	1	2	1	21.42			
	1	5	1	21.28			
	3	0	1	21.29			
	3	1	1	21.29			
	3	2	1	21.26			
	6	0	2	20.46			

Any report having not been signed by authorized approver, or having been altered without authorization, or having not been stamped by the "Dedicated Testing/Inspection Stamp" is deemed to be invalid. Copying or excerpting portion of, or altering the content of the report is not permitted without the written authorization of AGC. The test results presented in the report apply only to the tested sample. Any objections to report issued by AGC should be submitted to AGC within 15 days after the issuance of the test report. Further enquiry of validity or verification of the test report should be addressed to AGC by agc@agc-cert.com.



LTE Band 5

BW (MHz)	Ch	Freq. (MHz)	Mode	UL RB Allocation	UL RB Offset	MPR	Average power (dBm)
10MHz	20450	829	QPSK	1	0	0	23.10
				1	24	0	23.52
				1	49	0	22.97
				25	0	1	22.33
				25	12	1	21.99
				25	25	1	22.88
			16QAM	50	0	1	22.68
				1	0	1	22.76
				1	24	1	21.97
				1	49	1	22.04
				25	0	2	21.24
				25	12	2	20.92
	20525	836.5	QPSK	25	25	2	20.87
				50	0	2	21.13
				1	0	0	22.65
				1	24	0	22.13
				1	49	0	22.97
				25	0	1	22.56
			16QAM	25	12	1	22.91
				25	25	1	22.76
				50	0	1	22.46
				1	0	1	23.07
				1	24	1	23.18
				1	49	1	22.86
	20600	844	QPSK	25	0	2	22.10
				25	12	2	22.12
				25	25	2	22.09
				50	0	2	22.13
				1	0	0	23.80
				1	24	0	22.90
16QAM			1	49	0	23.13	
			25	0	1	22.42	
			25	12	1	22.10	
			25	25	1	22.71	
			50	0	1	21.95	
			1	0	1	22.18	
16QAM	1	24	1	22.46			
	1	49	1	22.54			
	25	0	2	20.94			
	25	12	2	21.86			
	25	25	2	21.76			
	50	0	2	21.67			

Any report having not been signed by authorized approver, or having been altered without authorization, or having not been stamped by the "Dedicated Testing/Inspection Stamp" is deemed to be invalid. Copying or excerpting portion of, or altering the content of the report is not permitted without the written authorization of AGC. The test results presented in the report apply only to the tested sample. Any objections to report issued by AGC should be submitted to AGC within 15 days after the issuance of the test report. Further enquiry of validity or verification of the test report should be addressed to AGC by agc@agc-cert.com.



BW (MHz)	Ch	Freq. (MHz)	Mode	UL RB Allocation	UL RB Offset	MPR	Average power (dBm)
5MHz	20425	826.5	QPSK	1	0	0	24.06
				1	12	0	24.18
				1	24	0	24.08
				12	0	1	23.12
				12	6	1	23.10
				12	11	1	23.06
				25	0	1	23.13
			16QAM	1	0	1	22.97
				1	12	1	23.18
				1	24	1	23.09
				12	0	2	22.08
				12	6	2	22.06
				12	11	2	22.03
				25	0	2	22.09
	20525	836.5	QPSK	1	0	0	24.01
				1	12	0	24.11
				1	24	0	24.00
				12	0	1	23.01
				12	6	1	23.03
				12	11	1	23.06
				25	0	1	23.07
			16QAM	1	0	1	23.21
				1	12	1	23.19
				1	24	1	23.12
				12	0	2	22.02
				12	6	2	22.04
				12	11	2	22.07
				25	0	2	22.06
	20625	846.5	QPSK	1	0	0	23.96
				1	12	0	24.08
1				24	0	24.01	
12				0	1	23.06	
12				6	1	23.03	
12				11	1	22.99	
25				0	1	23.00	
16QAM			1	0	1	22.97	
			1	12	1	23.06	
			1	24	1	22.91	
			12	0	2	22.04	
			12	6	2	22.06	
			12	11	2	22.01	
			25	0	2	22.06	

Any report having not been signed by authorized approver, or having been altered without authorization, or having not been stamped by the "Dedicated Testing/Inspection Stamp" is deemed to be invalid. Copying or excerpting portion of, or altering the content of the report is not permitted without the written authorization of AGC. The test results presented in the report apply only to the tested sample. Any objections to report issued by AGC should be submitted to AGC within 15days after the issuance of the test report. Further enquiry of validity or verification of the test report should be addressed to AGC by agc@agc-cert.com.



BW (MHz)	Ch	Freq. (MHz)	Mode	UL RB Allocation	UL RB Offset	MPR	Average power (dBm)
3MHz	20415	825.5	QPSK	1	0	0	24.05
				1	7	0	24.11
				1	14	0	24.06
				8	0	1	23.14
				8	4	1	23.14
				8	7	1	23.14
			16QAM	15	0	1	23.10
				1	0	1	23.13
				1	7	1	23.12
				1	14	1	23.13
				8	0	2	22.16
				8	4	2	22.17
	20525	836.5	QPSK	8	7	2	22.16
				15	0	2	22.09
				1	0	0	24.03
				1	7	0	24.05
				1	14	0	24.04
				8	0	1	23.05
			16QAM	8	4	1	23.04
				8	7	1	23.08
				15	0	1	23.07
				1	0	1	23.12
				1	7	1	23.15
				1	14	1	23.12
	20635	847.5	QPSK	8	0	2	22.05
				8	4	2	22.07
				8	7	2	22.08
				15	0	2	22.02
				1	0	0	23.98
				1	7	0	23.96
16QAM			1	14	0	23.99	
			8	0	1	23.00	
			8	4	1	23.01	
			8	7	1	23.04	
			15	0	1	22.98	
			1	0	1	22.90	
16QAM	1	7	1	22.87			
	1	14	1	22.85			
	8	0	2	21.99			
	8	4	2	22.02			
	8	7	2	22.04			
	15	0	2	21.92			

Any report having not been signed by authorized approver, or having been altered without authorization, or having not been stamped by the "Dedicated Testing/Inspection Stamp" is deemed to be invalid. Copying or excerpting portion of, or altering the content of the report is not permitted without the written authorization of AGC. The test results presented in the report apply only to the tested sample. Any objections to report issued by AGC should be submitted to AGC within 15 days after the issuance of the test report. Further enquiry of validity or verification of the test report should be addressed to AGC by agc@agc-cert.com.



BW (MHz)	Ch	Freq. (MHz)	Mode	UL RB Allocation	UL RB Offset	MPR	Average power (dBm)
1.4MHz	20407	824.7	QPSK	1	0	0	24.08
				1	2	0	24.22
				1	5	0	24.09
				3	0	0	24.13
				3	1	0	24.14
				3	2	0	24.14
			16QAM	6	0	1	23.13
				1	0	1	23.07
				1	2	1	22.30
				1	5	1	23.14
				3	0	1	22.95
				3	1	1	22.97
	20525	836.5	QPSK	3	2	1	22.97
				6	0	2	22.13
				1	0	0	23.99
				1	2	0	24.17
				1	5	0	23.98
				3	0	0	24.06
			16QAM	3	1	0	24.05
				3	2	0	24.09
				6	0	1	23.10
				1	0	1	23.10
				1	2	1	22.25
				1	5	1	23.07
	20643	848.3	QPSK	3	0	1	22.96
				3	1	1	22.95
				3	2	1	22.95
				6	0	2	21.94
				1	0	0	23.91
				1	2	0	24.06
16QAM			1	5	0	23.91	
			3	0	0	23.96	
			3	1	0	23.97	
			3	2	0	23.97	
			6	0	1	23.03	
			1	0	1	22.79	
16QAM	1	2	1	22.91			
	1	5	1	22.77			
	3	0	1	22.80			
	3	1	1	22.78			
	3	2	1	22.71			
	6	0	2	21.98			

Any report having not been signed by authorized approver, or having been altered without authorization, or having not been stamped by the "Dedicated Testing/Inspection Stamp" is deemed to be invalid. Copying or excerpting portion of, or altering the content of the report is not permitted without the written authorization of AGC. The test results presented in the report apply only to the tested sample. Any objections to report issued by AGC should be submitted to AGC within 15 days after the issuance of the test report. Further enquiry of validity or verification of the test report should be addressed to AGC by agc@agc-cert.com.



LTE Band 7

BW (MHz)	Ch	Freq. (MHz)	Mode	UL RB Allocation	UL RB Offset	MPR	Average power (dBm)
20MHz	20850	2510	QPSK	1	0	0	23.13
				1	49	0	22.30
				1	99	0	22.11
				50	0	1	21.03
				50	25	1	21.07
				50	49	1	21.21
			16QAM	100	0	1	21.12
				1	0	1	20.90
				1	49	1	21.27
				1	99	1	20.99
				50	0	2	20.11
				50	25	2	20.11
	21100	2535	QPSK	50	49	2	20.30
				100	0	2	20.17
				1	0	0	23.16
				1	49	0	22.41
				1	99	0	22.56
				50	0	1	21.22
			16QAM	50	25	1	21.24
				50	49	1	21.20
				100	0	1	21.24
				1	0	1	21.05
				1	49	1	21.38
				1	99	1	21.30
	21350	2560	QPSK	50	0	2	20.24
				50	25	2	20.25
				50	49	2	20.28
				100	0	2	20.21
				1	0	0	23.06
				1	49	0	22.54
16QAM			1	99	0	22.31	
			50	0	1	21.34	
			50	25	1	21.38	
			50	49	1	21.32	
			100	0	1	21.34	
			1	0	1	21.24	
16QAM	1	49	1	21.53			
	1	99	1	21.29			
	50	0	2	20.52			
	50	25	2	20.48			
	50	49	2	20.42			
	100	0	2	20.41			

Any report having not been signed by authorized approver, or having been altered without authorization, or having not been stamped by the "Dedicated Testing/Inspection Stamp" is deemed to be invalid. Copying or excerpting portion of, or altering the content of the report is not permitted without the written authorization of AGC. The test results presented in the report apply only to the tested sample. Any objections to report issued by AGC should be submitted to AGC within 15days after the issuance of the test report. Further enquiry of validity or verification of the test report should be addressed to AGC by agc@agc-cert.com.



BW (MHz)	Ch	Freq. (MHz)	Mode	UL RB Allocation	UL RB Offset	MPR	Average power (dBm)
15MHz	20825	2507.5	QPSK	1	0	0	22.08
				1	37	0	22.07
				1	74	0	21.98
				36	0	1	21.36
				36	16	1	21.31
				36	35	1	21.33
				75	0	1	21.32
			16QAM	1	0	1	20.99
				1	37	1	21.24
				1	74	1	21.13
				36	0	2	20.37
				36	16	2	20.34
				36	35	2	20.32
				75	0	2	20.26
	21100	2535	QPSK	1	0	0	22.34
				1	37	0	22.45
				1	74	0	22.50
				36	0	1	21.54
				36	16	1	21.53
				36	35	1	21.48
				75	0	1	21.48
			16QAM	1	0	1	21.22
				1	37	1	21.40
				1	74	1	21.38
				36	0	2	20.58
				36	16	2	20.55
				36	35	2	20.42
				75	0	2	20.37
	21375	2562.5	QPSK	1	0	0	22.31
				1	37	0	22.54
1				74	0	22.46	
36				0	1	21.64	
36				16	1	21.65	
36				35	1	21.64	
75				0	1	21.64	
16QAM			1	0	1	21.22	
			1	37	1	21.35	
			1	74	1	21.28	
			36	0	2	20.65	
			36	16	2	20.65	
			36	35	2	20.64	
			75	0	2	20.61	

Any report having not been signed by authorized approver, or having been altered without authorization, or having not been stamped by the "Dedicated Testing/Inspection Stamp" is deemed to be invalid. Copying or excerpting portion of, or altering the content of the report is not permitted without the written authorization of AGC. The test results presented in the report apply only to the tested sample. Any objections to report issued by AGC should be submitted to AGC within 15 days after the issuance of the test report. Further enquiry of validity or verification of the test report should be addressed to AGC by agc@agc-cert.com.



BW (MHz)	Ch	Freq. (MHz)	Mode	UL RB Allocation	UL RB Offset	MPR	Average power (dBm)
10MHz	20800	2505	QPSK	1	0	0	22.59
				1	24	0	22.19
				1	49	0	22.02
				25	0	1	21.14
				25	12	1	21.09
				25	25	1	21.21
			16QAM	50	0	1	21.11
				1	0	1	21.01
				1	24	1	21.28
				1	49	1	21.20
				25	0	2	20.09
				25	12	2	20.20
				25	25	2	20.43
				50	0	2	20.20
	21100	2535	QPSK	1	0	0	22.30
				1	24	0	22.23
				1	49	0	22.29
				25	0	1	21.20
				25	12	1	21.21
				25	25	1	21.20
			16QAM	50	0	1	21.14
				1	0	1	21.10
				1	24	1	21.28
				1	49	1	21.17
				25	0	2	20.27
				25	12	2	20.25
				25	25	2	20.29
				50	0	2	20.22
	21400	2565	QPSK	1	0	0	22.44
				1	24	0	22.69
1				49	0	22.50	
25				0	1	21.46	
25				12	1	21.49	
25				25	1	21.41	
16QAM			50	0	1	21.44	
			1	0	1	21.23	
			1	24	1	21.41	
			1	49	1	21.34	
			25	0	2	20.66	
			25	12	2	20.84	
			25	25	2	20.61	
			50	0	2	20.46	

Any report having not been signed by authorized approver, or having been altered without authorization, or having not been stamped by the "Dedicated Testing/Inspection Stamp" is deemed to be invalid. Copying or excerpting portion of, or altering the content of the report is not permitted without the written authorization of AGC. The test results presented in the report apply only to the tested sample. Any objections to report issued by AGC should be submitted to AGC within 15days after the issuance of the test report. Further enquiry of validity or verification of the test report should be addressed to AGC by agc@agc-cert.com.



BW (MHz)	Ch	Freq. (MHz)	Mode	UL RB Allocation	UL RB Offset	MPR	Average power (dBm)
5MHz	20775	2502.5	QPSK	1	0	0	22.66
				1	12	0	22.77
				1	24	0	22.60
				12	0	1	21.57
				12	6	1	21.56
				12	13	1	21.62
				25	0	1	21.56
			16QAM	1	0	1	21.38
				1	12	1	21.55
				1	24	1	21.44
				12	0	2	20.48
				12	6	2	20.49
				12	13	2	20.58
				25	0	2	20.56
	21100	2535	QPSK	1	0	0	22.46
				1	12	0	22.35
				1	24	0	22.41
				12	0	1	21.74
				12	6	1	21.72
				12	13	1	21.66
				25	0	1	21.66
			16QAM	1	0	1	21.65
				1	12	1	21.80
				1	24	1	21.68
				12	0	2	20.65
				12	6	2	20.64
				12	13	2	20.66
25				0	2	20.63	
21425	2567.5	QPSK	1	0	0	23.02	
			1	12	0	23.18	
			1	24	0	22.76	
			12	0	1	21.91	
			12	6	1	21.95	
			12	13	1	21.87	
			25	0	1	21.88	
		16QAM	1	0	1	21.64	
			1	12	1	21.87	
			1	24	1	21.78	
			12	0	2	20.86	
			12	6	2	20.90	
			12	13	2	20.88	
			25	0	2	20.89	

Any report having not been signed by authorized approver, or having been altered without authorization, or having not been stamped by the "Dedicated Testing/Inspection Stamp" is deemed to be invalid. Copying or excerpting portion of, or altering the content of the report is not permitted without the written authorization of AGC. The test results presented in the report apply only to the tested sample. Any objections to report issued by AGC should be submitted to AGC within 15days after the issuance of the test report. Further enquiry of validity or verification of the test report should be addressed to AGC by agc@agc-cert.com.



LTE Band 12


BW (MHz)	Ch	Freq. (MHz)	Mode	UL RB Allocation	UL RB Offset	MPR	Average power (dBm)
10MHz	23060	704.0	QPSK	1	0	0	23.71
				1	24	0	24.50
				1	49	0	23.95
				25	0	1	22.69
				25	12	1	23.57
				25	25	1	22.94
			16QAM	50	0	1	23.91
				1	0	1	24.10
				1	24	1	23.83
				1	49	1	23.39
				25	0	2	23.79
				25	12	2	22.86
	23095	707.5	QPSK	25	25	2	23.05
				50	0	2	23.15
				1	0	0	23.83
				1	24	0	24.38
				1	49	0	24.28
				25	0	1	23.71
			16QAM	25	12	1	23.35
				25	25	1	24.07
				50	0	1	23.52
				1	0	1	23.29
				1	24	1	23.64
				1	49	1	23.45
	23130	711.0	QPSK	25	0	2	22.64
				25	12	2	22.73
				25	25	2	23.19
				50	0	2	23.20
				1	0	0	23.04
				1	24	0	23.11
			16QAM	1	49	0	23.14
				25	0	1	22.37
				25	12	1	21.79
				25	25	1	23.03
				50	0	1	23.09
				1	0	1	23.67
				1	24	1	23.73
				1	49	1	23.41
				25	0	2	22.89
				25	12	2	22.92
				25	25	2	21.83
				50	0	2	22.92

Any report having not been signed by authorized approver, or having been altered without authorization, or having not been stamped by the "Dedicated Testing/Inspection Stamp" is deemed to be invalid. Copying or excerpting portion of, or altering the content of the report is not permitted without the written authorization of AGC. The test results presented in the report apply only to the tested sample. Any objections to report issued by AGC should be submitted to AGC within 15days after the issuance of the test report. Further enquiry of validity or verification of the test report should be addressed to AGC by agc@agc-cert.com.



BW (MHz)	Ch	Freq. (MHz)	Mode	UL RB Allocation	UL RB Offset	MPR	Average power (dBm)
5MHz	23035	701.5	QPSK	1	0	0	24.97
				1	12	0	25.17
				1	24	0	25.06
				12	0	1	24.05
				12	6	1	24.07
				12	13	1	24.12
				25	0	1	24.09
			16QAM	1	0	1	23.95
				1	12	1	24.17
				1	24	1	24.06
				12	0	2	23.05
				12	6	2	23.03
				12	13	2	23.13
				25	0	2	23.15
	23095	707.5	QPSK	1	0	0	25.06
				1	12	0	25.25
				1	24	0	25.08
				12	0	1	24.14
				12	6	1	24.14
				12	13	1	24.19
				25	0	1	24.19
			16QAM	1	0	1	24.21
				1	12	1	24.14
				1	24	1	24.29
				12	0	2	23.23
				12	6	2	23.22
				12	13	2	23.24
				25	0	2	23.20
	23155	713.5	QPSK	1	0	0	25.12
				1	12	0	25.30
1				24	0	25.20	
12				0	1	24.14	
12				6	1	24.11	
12				13	1	24.14	
25				0	1	24.08	
16QAM			1	0	1	24.11	
			1	12	1	24.20	
			1	24	1	24.07	
			12	0	2	23.14	
			12	6	2	23.14	
			12	13	2	23.13	
			25	0	2	23.19	

Any report having not been signed by authorized approver, or having been altered without authorization, or having not been stamped by the "Dedicated Testing/Inspection Stamp" is deemed to be invalid. Copying or excerpting portion of, or altering the content of the report is not permitted without the written authorization of AGC. The test results presented in the report apply only to the tested sample. Any objections to report issued by AGC should be submitted to AGC within 15 days after the issuance of the test report. Further enquiry of validity or verification of the test report should be addressed to AGC by agc@agc-cert.com.




BW (MHz)	Ch	Freq. (MHz)	Mode	UL RB Allocation	UL RB Offset	MPR	Average power (dBm)
3MHz	23025	700.5	QPSK	1	0	0	24.89
				1	7	0	25.08
				1	14	0	25.07
				8	0	1	24.07
				8	4	1	24.05
				8	7	1	24.15
			16QAM	15	0	1	24.10
				1	0	1	24.15
				1	7	1	24.26
				1	14	1	24.21
				8	0	2	23.11
				8	4	2	23.13
				8	7	2	23.20
				15	0	2	23.14
				23095	707.5	QPSK	1
	1	7	0				25.14
	1	14	0				25.12
	8	0	1				24.15
	8	4	1				24.16
	8	7	1				24.15
	16QAM	15	0			1	24.13
		1	0			1	24.26
		1	7			1	24.26
		1	14			1	24.24
		8	0			2	23.16
		8	4			2	23.18
		8	7			2	23.21
		15	0			2	23.11
		23165	714.5			QPSK	1
	1			7	0		25.21
1	14			0	25.23		
8	0			1	24.25		
8	4			1	24.24		
8	7			1	24.24		
16QAM	15			0	1	24.16	
	1			0	1	24.00	
	1			7	1	24.03	
	1			14	1	24.03	
	8			0	2	23.21	
	8			4	2	23.20	
	8			7	2	23.16	
	15			0	2	23.04	

Any report having not been signed by authorized approver, or having been altered without authorization, or having not been stamped by the "Dedicated Testing/Inspection Stamp" is deemed to be invalid. Copying or excerpting portion of, or altering the content of the report is not permitted without the written authorization of AGC. The test results presented in the report apply only to the tested sample. Any objections to report issued by AGC should be submitted to AGC within 15days after the issuance of the test report. Further enquiry of validity or verification of the test report should be addressed to AGC by agc@agc-cert.com.



BW (MHz)	Ch	Freq. (MHz)	Mode	UL RB Allocation	UL RB Offset	MPR	Average power (dBm)
1.4MHz	23017	699.7	QPSK	1	0	0	24.93
				1	2	0	25.11
				1	5	0	25.05
				3	0	0	25.10
				3	1	0	25.08
				3	2	0	25.14
			16QAM	6	0	1	24.06
				1	0	1	24.02
				1	2	1	24.23
				1	5	1	24.14
				3	0	1	23.16
				3	1	1	22.96
	23095	707.5	QPSK	3	2	1	22.98
				6	0	2	23.10
				1	0	0	25.11
				1	2	0	25.21
				1	5	0	25.08
				3	0	0	25.22
			16QAM	3	1	0	25.22
				3	2	0	25.26
				6	0	1	24.19
				1	0	1	24.24
				1	2	1	24.17
				1	5	1	24.25
	23173	715.3	QPSK	3	0	1	23.14
				3	1	1	23.09
				3	2	1	23.16
				6	0	2	23.09
				1	0	0	25.11
				1	2	0	25.18
16QAM			1	5	0	25.19	
			3	0	0	25.15	
			3	1	0	25.08	
			3	2	0	25.11	
			6	0	1	24.25	
			1	0	1	23.95	
16QAM	1	2	1	24.13			
	1	5	1	23.96			
	3	0	1	23.12			
	3	1	1	22.94			
	3	2	1	22.89			
	6	0	2	23.15			

Any report having not been signed by authorized approver, or having been altered without authorization, or having not been stamped by the "Dedicated Testing/Inspection Stamp" is deemed to be invalid. Copying or excerpting portion of, or altering the content of the report is not permitted without the written authorization of AGC. The test results presented in the report apply only to the tested sample. Any objections to report issued by AGC should be submitted to AGC within 15days after the issuance of the test report. Further enquiry of validity or verification of the test report should be addressed to AGC by agc@agc-cert.com.



LTE Band 13


BW (MHz)	Ch	Freq. (MHz)	Mode	UL RB Allocation	UL RB Offset	MPR	Average power (dBm)
10MHz	23230	782.0	QPSK	1	0	0	24.37
				1	24	0	24.76
				1	49	0	24.02
				25	0	1	23.80
				25	12	1	23.49
				25	25	1	23.22
				50	0	1	23.73
			16QAM	1	0	1	22.71
				1	24	1	22.63
				1	49	1	23.64
				25	0	2	22.25
				25	12	2	21.58
				25	25	2	21.76
				50	0	2	22.50

Any report having not been signed by authorized approver, or having been altered without authorization, or having not been stamped by the "Dedicated Testing/Inspection Stamp" is deemed to be invalid. Copying or excerpting portion of, or altering the content of the report is not permitted without the written authorization of AGC. The test results presented in the report apply only to the tested sample. Any objections to report issued by AGC should be submitted to AGC within 15 days after the issuance of the test report. Further enquiry of validity or verification of the test report should be addressed to AGC by agc@agc-cert.com.



BW (MHz)	Ch	Freq. (MHz)	Mode	UL RB Allocation	UL RB Offset	MPR	Average power (dBm)
5MHz	23205	779.5	QPSK	1	0	0	25.01
				1	12	0	25.12
				1	24	0	24.97
				12	0	1	24.01
				12	6	1	23.98
				12	13	1	24.04
				25	0	1	24.05
			16QAM	1	0	1	23.97
				1	12	1	24.10
				1	24	1	24.01
				12	0	2	22.99
				12	6	2	23.00
				12	13	2	23.07
				25	0	2	23.09
	23230	782.0	QPSK	1	0	0	24.93
				1	12	0	25.07
				1	24	0	24.91
				12	0	1	24.01
				12	6	1	24.03
				12	13	1	24.04
				25	0	1	24.04
			16QAM	1	0	1	23.96
				1	12	1	24.08
				1	24	1	23.89
				12	0	2	22.99
				12	6	2	22.96
				12	13	2	22.96
				25	0	2	23.06
	23255	784.5	QPSK	1	0	0	24.93
				1	12	0	25.04
1				24	0	24.88	
12				0	1	24.01	
12				6	1	24.00	
12				13	1	23.96	
25				0	1	23.99	
16QAM			1	0	1	24.12	
			1	12	1	24.02	
			1	24	1	24.04	
			12	0	2	22.97	
			12	6	2	22.98	
			12	13	2	22.95	
			25	0	2	22.94	

Any report having not been signed by authorized approver, or having been altered without authorization, or having not been stamped by the "Dedicated Testing/Inspection Stamp" is deemed to be invalid. Copying or excerpting portion of, or altering the content of the report is not permitted without the written authorization of AGC. The test results presented in the report apply only to the tested sample. Any objections to report issued by AGC should be submitted to AGC within 15 days after the issuance of the test report. Further enquiry of validity or verification of the test report should be addressed to AGC by agc@agc-cert.com.



LTE Band 17


BW (MHz)	Ch	Freq. (MHz)	Mode	UL RB Allocation	UL RB Offset	MPR	Average power (dBm)		
10MHz	23780	709.0	QPSK	1	0	0	23.70		
				1	24	0	25.08		
				1	49	0	24.18		
				25	0	1	23.56		
				25	12	1	22.82		
				25	25	1	23.75		
			16QAM	50	0	1	23.26		
				1	0	1	23.44		
				1	24	1	23.37		
				1	49	1	22.89		
				25	0	2	22.00		
				25	12	2	22.28		
	23790	710	QPSK	25	25	2	21.55		
				25	25	2	23.00		
				50	0	2	23.00		
				1	0	0	23.85		
				1	24	0	24.00		
				1	49	0	23.88		
			QPSK	25	0	1	23.19		
				25	12	1	23.95		
				25	25	1	23.62		
				50	0	1	22.53		
				16QAM	1	0	1	23.85	
					1	24	1	23.19	
			1		49	1	23.24		
			25		0	2	23.26		
			25		12	2	22.34		
			25		25	2	22.40		
			23800	711.0	QPSK	50	0	2	23.12
						1	0	0	23.62
1	24	0				24.34			
1	49	0				24.85			
25	0	1				22.96			
25	12	1				22.55			
QPSK	25	25			1	23.08			
	50	0			1	22.58			
	16QAM	1			0	1	22.77		
		1			24	1	23.88		
		1			49	1	23.44		
		25			0	2	22.48		
25		12			2	22.47			
25		25			2	22.42			
50	0	2			21.76				

Any report having not been signed by authorized approver, or having been altered without authorization, or having not been stamped by the "Dedicated Testing/Inspection Stamp" is deemed to be invalid. Copying or excerpting portion of, or altering the content of the report is not permitted without the written authorization of AGC. The test results presented in the report apply only to the tested sample. Any objections to report issued by AGC should be submitted to AGC within 15 days after the issuance of the test report. Further enquiry of validity or verification of the test report should be addressed to AGC by agc@agc-cert.com.



BW (MHz)	Ch	Freq. (MHz)	Mode	UL RB Allocation	UL RB Offset	MPR	Average power (dBm)
5MHz	23755	706.5	QPSK	1	0	0	24.96
				1	12	0	25.08
				1	24	0	25.00
				12	0	1	24.04
				12	6	1	24.05
				12	13	1	24.00
				25	0	1	24.01
			16QAM	1	0	1	23.95
				1	12	1	24.10
				1	24	1	24.00
				12	0	2	23.04
				12	6	2	23.06
				12	13	2	23.02
				25	0	2	23.07
	23095	710.0	QPSK	1	0	0	24.96
				1	12	0	25.04
				1	24	0	24.96
				12	0	1	23.96
				12	6	1	23.98
				12	13	1	24.02
				25	0	1	24.00
			16QAM	1	0	1	23.97
				1	12	1	24.03
				1	24	1	23.96
				12	0	2	22.96
				12	6	2	22.91
				12	13	2	23.01
				25	0	2	23.06
	23825	712.6	QPSK	1	0	0	24.93
				1	12	0	25.11
1				24	0	25.02	
12				0	1	23.97	
12				6	1	23.97	
12				13	1	24.00	
25				0	1	24.00	
16QAM			1	0	1	23.14	
			1	12	1	23.23	
			1	24	1	24.11	
			12	0	2	23.00	
			12	6	2	23.02	
			12	13	2	23.02	
			25	0	2	22.98	

Any report having not been signed by authorized approver, or having been altered without authorization, or having not been stamped by the "Dedicated Testing/Inspection Stamp" is deemed to be invalid. Copying or excerpting portion of, or altering the content of the report is not permitted without the written authorization of AGC. The test results presented in the report apply only to the tested sample. Any objections to report issued by AGC should be submitted to AGC within 15 days after the issuance of the test report. Further enquiry of validity or verification of the test report should be addressed to AGC by agc@agc-cert.com.



According to 3GPP 36.521 sub-clause 6.2.3.3, the maximum output power is allowed to be reduced by following the table.

Table 6.2.3.3-1: Maximum Power Reduction (MPR) for Power Class 3

Modulation	Channel bandwidth / Transmission bandwidth configuration [RB]						MPR (dB)
	1.4 MHz	3.0 MHz	5 MHz	10 MHz	15 MHz	20 MHz	
QPSK	> 5	> 4	> 8	> 12	> 16	> 18	≤ 1
16 QAM	≤ 5	≤ 4	≤ 8	≤ 12	≤ 16	≤ 18	≤ 1
16 QAM	> 5	> 4	> 8	> 12	> 16	> 18	≤ 2

The device supports MPR to solve linearity issues (ACLR or SEM) due to the higher peak-to average ratios (PAR) of the HSUPA signal. This prevents saturating the full range of the TX DAC inside of device and provides a reduced power output to the RF transceiver chip according to the Cubic Metric (For PRACH, PUCCH and SRS transmission, the allowed MPR is according to that specified for PUSCH QPSK modulation for the corresponding transmission bandwidth.).

When PRACH, PUCCH are present the beta gains on those channels are reduced firsts to try to get the power under the allowed limit. If the beta gains are lowered as far as possible, then a hard limiting is applied at the maximum allowed level.

For each subframe, the MPR is evaluated per slot and given by the maximum value taken over the transmission(s) within the slot, the maximum MPR over the two slots is then applied for the entire subframe.

For the UE maximum output power modified by MPR, the power limits specified in subclause 6.2.5.3 apply. The normative reference for this requirement is TS 36.101 clause 6.2.3.

The end effect is that the DUT output power is identical to the case where there is no MPR in the device.

Any report having not been signed by authorized approver, or having been altered without authorization, or having not been stamped by the "Dedicated Testing/Inspection Stamp" is deemed to be invalid. Copying or excerpting portion of, or altering the content of the report is not permitted without the written authorization of AGC. The test results presented in the report apply only to the tested sample. Any objections to report issued by AGC should be submitted to AGC within 15 days after the issuance of the test report. Further enquiry of validity or verification of the test report should be addressed to AGC by agc@agc-cert.com.



6.2 RADIATED OUTPUT POWER

6.2.1 MEASUREMENT METHOD

The measurements procedures specified in ANSI/TIA-603-E-2016 were applied.

- 1 In an anechoic antenna test chamber, a half-wave dipole antenna for the frequency band of interest is placed at the reference centre of the chamber. An RF Signal source for the frequency band of interest is connected to the dipole with a cable that has been constructed to not interfere with the radiation pattern of the antenna. A known (measured) power (P_{in}) is applied to the input of the dipole, and the power received (P_r) at the chamber's probe antenna is recorded.
- 2 The substitution method is used. Substitution values at each frequency are measured before and saved to the test software. A "reference path loss" is established as $AR_{pl} = P_{in} + 2.15 - P_r$. The AR_{pl} is the attenuation of "reference path loss", and including the gain of receive antenna, the cable loss and the air loss. The measurement results are obtained as described below: $Power = P_{Mea} + AR_{pl}$
- 3 The EUT is substituted for the dipole at the reference centre of the chamber and a scan is performed to obtain the radiation pattern.
- 4 From the radiation pattern, the co-ordinates where the maximum antenna gain occurs are identified.
- 5 The EUT is then put into continuously transmitting mode at its maximum power level.
- 6 Power mode measurements are performed with the receiving antenna placed at the coordinates determined in Step 3 to determine the output power as defined in Rule 27.50(d)(4). The "reference path loss" from Step 1 is added to this result.
- 7 This value is EIRP since the measurement is calibrated using a half-wave dipole antenna of known gain (2.15 dBi) and known input power (P_{in}).
- 8 ERP can be calculated from EIRP by subtracting the gain of the dipole, $ERP = EIRP - 2.15\text{dBi}$.

Test Setup

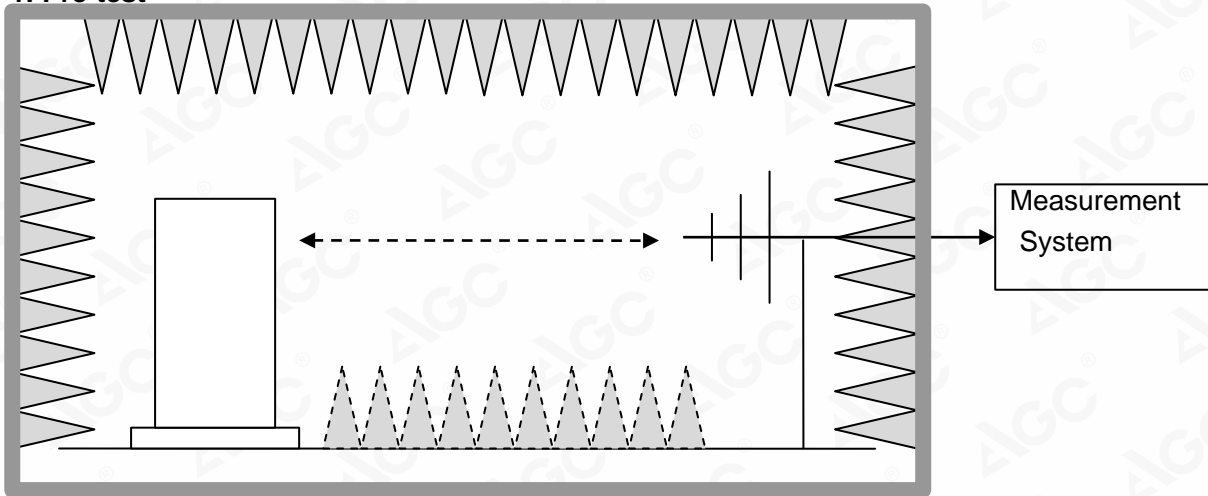
NOTE: Effective radiated power (ERP) refers to the radiation power output of the EUT, assuming all emissions are radiated from half-wave dipole antennas.

Any report having not been signed by authorized approver, or having been altered without authorization, or having not been stamped by the "Dedicated Testing/Inspection Stamp" is deemed to be invalid. Copying or excerpting portion of, or altering the content of the report is not permitted without the written authorization of AGC. The test results presented in the report apply only to the tested sample. Any objections to report issued by AGC should be submitted to AGC within 15 days after the issuance of the test report. Further enquiry of validity or verification of the test report should be addressed to AGC by agc@agc-cert.com.

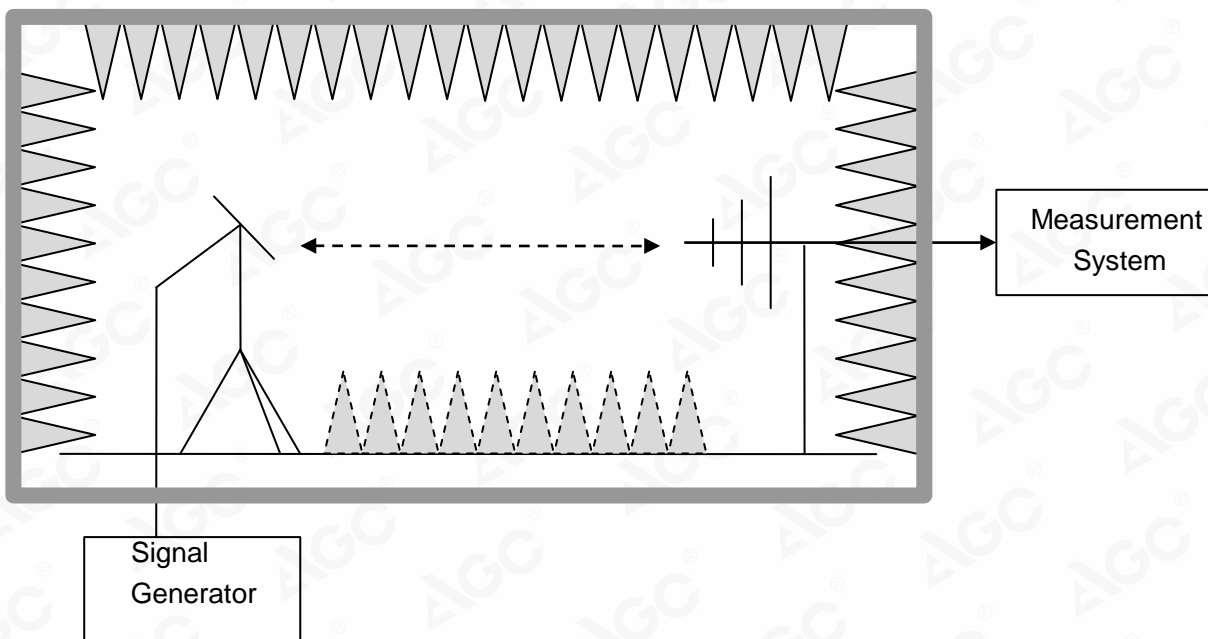
Attestation of Global Compliance(Shenzhen)Co., Ltd
Attestation of Global Compliance(Shenzhen)Std & Tech Co., Ltd
Tel: +86-755 2523 4088 E-mail: agc@agc-cert.com Web: <http://cn.agc-cert.com/>



Step 1: Pre-test



Step 2: Substitution method to verify the maximum ERP



Any report having not been signed by authorized approver, or having been altered without authorization, or having not been stamped by the "Dedicated Testing/Inspection Stamp" is deemed to be invalid. Copying or excerpting portion of, or altering the content of the report is not permitted without the written authorization of AGC. The test results presented in the report apply only to the tested sample. Any objections to report issued by AGC should be submitted to AGC within 15 days after the issuance of the test report. Further enquiry of validity or verification of the test report should be addressed to AGC by agc@agc-cert.com.



6.2.2 PROVISIONS APPLICABLE

Mode	Nominal Peak Power
LTE Band 2	<=33dBm (2W)
LTE Band 4	<=30dBm (1W)
LTE Band 5	<=38.45dBm (7W)
LTE Band 7	<=33dBm (2W)
LTE Band 12	<=34.77dBm(3W)
LTE Band 13	<=34.77dBm(3W)
LTE Band 17	<=34.77dBm(3W)

Any report having not been signed by authorized approver, or having been altered without authorization, or having not been stamped by the "Dedicated Testing/Inspection Stamp" is deemed to be invalid. Copying or excerpting portion of, or altering the content of the report is not permitted without the written authorization of AGC. The test results presented in the report apply only to the tested sample. Any objections to report issued by AGC should be submitted to AGC within 15days after the issuance of the test report. Further enquiry of validity or verification of the test report should be addressed to AGC by agc@agc-cert.com.

Attestation of Global Compliance(Shenzhen)Co., Ltd
Attestation of Global Compliance(Shenzhen)Std & Tech Co., Ltd
Tel: +86-755 2523 4088 E-mail: agc@agc-cert.com Web: http://cn.agc-cert.com/




6.2.3 MEASUREMENT RESULT

EIRP for LTE Band 2


Frequency	Channel Bandwidth	Mode.	RB	Substituted level	Antenna Polarization	Antenna Gain correction	Cable Loss	Absolute Level	Limit (dBm)
1850.7	1.4	QPSK	1/0	11.89	V	7.95	0.79	19.05	33
1880.0	1.4	QPSK	1/0	12.13	V	7.95	0.79	19.29	33
1909.3	1.4	QPSK	1/0	11.46	V	7.95	0.79	18.62	33
1850.7	1.4	QPSK	1/0	14.14	H	7.95	0.79	21.30	33
1880.0	1.4	QPSK	1/0	14.49	H	7.95	0.79	21.65	33
1909.3	1.4	QPSK	1/0	14.24	H	7.95	0.79	21.40	33
1850.7	1.4	16-QAM	1/5	10.61	V	7.95	0.79	17.77	33
1880.0	1.4	16-QAM	1/0	10.71	V	7.95	0.79	17.87	33
1909.3	1.4	16-QAM	1/0	10.77	V	7.95	0.79	17.93	33
1850.7	1.4	16-QAM	1/5	13.17	H	7.95	0.79	20.33	33
1880.0	1.4	16-QAM	1/0	13.18	H	7.95	0.79	20.34	33
1909.3	1.4	16-QAM	1/0	13.40	H	7.95	0.79	20.56	33
1851.5	3	QPSK	1/0	11.57	V	7.95	0.79	18.73	33
1880.0	3	QPSK	1/0	12.06	V	7.95	0.79	19.22	33
1908.5	3	QPSK	1/0	11.50	V	7.95	0.79	18.66	33
1851.5	3	QPSK	1/0	14.26	H	7.95	0.79	21.42	33
1880.0	3	QPSK	1/0	14.54	H	7.95	0.79	21.7	33
1908.5	3	QPSK	1/0	14.37	H	7.95	0.79	21.53	33
1851.5	3	16-QAM	1/0	10.81	V	7.95	0.79	17.97	33
1880.0	3	16-QAM	1/0	10.99	V	7.95	0.79	18.15	33
1908.5	3	16-QAM	1/0	10.86	V	7.95	0.79	18.02	33
1851.5	3	16-QAM	1/0	13.39	H	7.95	0.79	20.55	33
1880.0	3	16-QAM	1/0	13.68	H	7.95	0.79	20.84	33
1908.5	3	16-QAM	1/0	13.44	H	7.95	0.79	20.6	33
1852.5	5	QPSK	1/0	11.98	V	7.95	0.79	19.14	33
1880.0	5	QPSK	1/0	11.94	V	7.95	0.79	19.1	33
1907.5	5	QPSK	1/24	11.64	V	7.95	0.79	18.8	33
1852.5	5	QPSK	1/0	14.20	H	7.95	0.79	21.36	33
1880.0	5	QPSK	1/0	14.51	H	7.95	0.79	21.67	33
1907.5	5	QPSK	1/24	14.33	H	7.95	0.79	21.49	33
1852.5	5	16-QAM	1/0	11.38	V	7.95	0.79	18.54	33
1880.0	5	16-QAM	1/0	11.34	V	7.95	0.79	18.5	33
1907.5	5	16-QAM	1/24	11.14	V	7.95	0.79	18.3	33

Any report having not been signed by authorized approver, or having been altered without authorization, or having not been stamped by the "Dedicated Testing/Inspection Stamp" is deemed to be invalid. Copying or excerpting portion of, or altering the content of the report is not permitted without the written authorization of AGC. The test results presented in the report apply only to the tested sample. Any objections to report issued by AGC should be submitted to AGC within 15 days after the issuance of the test report. Further enquiry of validity or verification of the test report should be addressed to AGC by agc@agc-cert.com.



1852.5	5	16-QAM	1/0	14.33	H	7.95	0.79	21.49	33
1880.0	5	16-QAM	1/0	13.46	H	7.95	0.79	20.62	33
1907.5	5	16-QAM	1/24	13.45	H	7.95	0.79	20.61	33
1855	10	QPSK	1/0	10.43	V	7.95	0.79	17.59	33
1880	10	QPSK	1/49	11.51	V	7.95	0.79	18.67	33
1905	10	QPSK	1/0	11.08	V	7.95	0.79	18.24	33
1855	10	QPSK	1/0	13.28	H	7.95	0.79	20.44	33
1880	10	QPSK	1/49	13.62	H	7.95	0.79	20.78	33
1905	10	QPSK	1/0	13.42	H	7.95	0.79	20.58	33
1855	10	16-QAM	1/0	11.20	V	7.95	0.79	18.36	33
1880	10	16-QAM	1/49	11.77	V	7.95	0.79	18.93	33
1905	10	16-QAM	1/0	11.58	V	7.95	0.79	18.74	33
1855	10	16-QAM	1/0	14.15	H	7.95	0.79	21.31	33
1880	10	16-QAM	1/49	14.25	H	7.95	0.79	21.41	33
1905	10	16-QAM	1/0	14.13	H	7.95	0.79	21.29	33
1857.5	15	QPSK	1/0	10.73	V	7.95	0.79	17.89	33
1880	15	QPSK	1/74	10.94	V	7.95	0.79	18.10	33
1902.5	15	QPSK	1/0	10.63	V	7.95	0.79	17.79	33
1857.5	15	QPSK	1/0	13.31	H	7.95	0.79	20.47	33
1880	15	QPSK	1/74	13.39	H	7.95	0.79	20.55	33
1902.5	15	QPSK	1/0	13.32	H	7.95	0.79	20.48	33
1857.5	15	16-QAM	1/0	12.12	V	7.95	0.79	19.28	33
1880	15	16-QAM	1/74	11.72	V	7.95	0.79	18.88	33
1902.5	15	16-QAM	1/0	11.93	V	7.95	0.79	19.09	33
1857.5	15	16-QAM	1/0	14.25	H	7.95	0.79	21.41	33
1880	15	16-QAM	1/74	14.41	H	7.95	0.79	21.57	33
1902.5	15	16-QAM	1/0	14.34	H	7.95	0.79	21.5	33
1860	20	QPSK	1/99	10.97	V	7.95	0.79	18.13	33
1880	20	QPSK	1/99	11.53	V	7.95	0.79	18.69	33
1900	20	QPSK	1/0	10.88	V	7.95	0.79	18.04	33
1860	20	QPSK	1/99	13.52	H	7.95	0.79	20.68	33
1880	20	QPSK	1/99	13.67	H	7.95	0.79	20.83	33
1900	20	QPSK	1/0	13.57	H	7.95	0.79	20.73	33
1860	20	16-QAM	1/99	12.40	V	7.95	0.79	19.56	33
1880	20	16-QAM	1/99	11.98	V	7.95	0.79	19.14	33
1900	20	16-QAM	1/0	12.12	V	7.95	0.79	19.28	33
1860	20	16-QAM	1/99	14.38	H	7.95	0.79	21.54	33

Any report having not been signed by authorized approver, or having been altered without authorization, or having not been stamped by the "Dedicated Testing/Inspection Stamp" is deemed to be invalid. Copying or excerpting portion of, or altering the content of the report is not permitted without the written authorization of AGC. The test results presented in the report apply only to the tested sample. Any objections to report issued by AGC should be submitted to AGC within 15 days after the issuance of the test report. Further enquiry of validity or verification of the test report should be addressed to AGC by agc@agc-cert.com.



1880	20	16-QAM	1/99	14.56	H	7.95	0.79	21.72	33
1900	20	16-QAM	1/0	14.48	H	7.95	0.79	21.64	33

Any report having not been signed by authorized approver, or having been altered without authorization, or having not been stamped by the "Dedicated Testing/Inspection Stamp" is deemed to be invalid. Copying or excerpting portion of, or altering the content of the report is not permitted without the written authorization of AGC. The test results presented in the report apply only to the tested sample. Any objections to report issued by AGC should be submitted to AGC within 15 days after the issuance of the test report. Further enquiry of validity or verification of the test report should be addressed to AGC by agc@agc-cert.com.

Attestation of Global Compliance(Shenzhen)Co., Ltd
 Attestation of Global Compliance(Shenzhen)Std & Tech Co., Ltd
 Tel: +86-755 2523 4088 E-mail: agc@agc-cert.com Web: <http://cn.agc-cert.com/>



EIRP for LTE Band 4

Frequency	Channel Bandwidth	Mode.	RB	Substituted level	Antenna Polarization	Antenna Gain correction	Cable Loss	Absolute Level	Limit (dBm)
1710.7	1.4	QPSK	1/0	12.17	V	7.95	0.79	19.33	30
1732.5	1.4	QPSK	1/0	12.29	V	7.95	0.79	19.45	30
1754.3	1.4	QPSK	1/0	11.57	V	7.95	0.79	18.73	30
1710.7	1.4	QPSK	1/0	14.42	H	7.95	0.79	21.58	30
1732.5	1.4	QPSK	1/0	14.65	H	7.95	0.79	21.81	30
1754.3	1.4	QPSK	1/0	14.35	H	7.95	0.79	21.51	30
1710.7	1.4	16-QAM	1/5	11.80	V	7.95	0.79	18.96	30
1732.5	1.4	16-QAM	1/0	12.02	V	7.95	0.79	19.18	30
1754.3	1.4	16-QAM	1/0	11.65	V	7.95	0.79	18.81	30
1710.7	1.4	16-QAM	1/5	14.36	H	7.95	0.79	21.52	30
1732.5	1.4	16-QAM	1/0	14.49	H	7.95	0.79	21.65	30
1754.3	1.4	16-QAM	1/0	14.28	H	7.95	0.79	21.44	30
1711.5	3	QPSK	1/0	11.39	V	7.95	0.79	18.55	30
1732.5	3	QPSK	1/0	11.78	V	7.95	0.79	18.94	30
1753.5	3	QPSK	1/0	11.23	V	7.95	0.79	18.39	30
1711.5	3	QPSK	1/0	14.08	H	7.95	0.79	21.24	30
1732.5	3	QPSK	1/0	14.26	H	7.95	0.79	21.42	30
1753.5	3	QPSK	1/0	14.10	H	7.95	0.79	21.26	30
1711.5	3	16-QAM	1/0	10.92	V	7.95	0.79	18.08	30
1732.5	3	16-QAM	1/0	10.53	V	7.95	0.79	17.69	30
1753.5	3	16-QAM	1/0	10.79	V	7.95	0.79	17.95	30
1711.5	3	16-QAM	1/0	13.50	H	7.95	0.79	20.66	30
1732.5	3	16-QAM	1/0	13.22	H	7.95	0.79	20.38	30
1753.5	3	16-QAM	1/0	13.37	H	7.95	0.79	20.53	30
1712.5	5	QPSK	1/0	11.21	V	7.95	0.79	18.37	30
1732.5	5	QPSK	1/0	10.97	V	7.95	0.79	18.13	30
1752.5	5	QPSK	1/24	10.64	V	7.95	0.79	17.8	30
1712.5	5	QPSK	1/0	13.43	H	7.95	0.79	20.59	30
1732.5	5	QPSK	1/0	13.54	H	7.95	0.79	20.7	30
1752.5	5	QPSK	1/24	13.33	H	7.95	0.79	20.49	30
1712.5	5	16-QAM	1/0	10.54	V	7.95	0.79	17.7	30
1732.5	5	16-QAM	1/0	11.47	V	7.95	0.79	18.63	30
1752.5	5	16-QAM	1/24	11.05	V	7.95	0.79	18.21	30
1712.5	5	16-QAM	1/0	13.49	H	7.95	0.79	20.65	30
1732.5	5	16-QAM	1/0	13.59	H	7.95	0.79	20.75	30
1752.5	5	16-QAM	1/24	13.36	H	7.95	0.79	20.52	30

Any report having not been signed by authorized approver, or having been altered without authorization, or having not been stamped by the "Dedicated Testing/Inspection Stamp" is deemed to be invalid. Copying or excerpting portion of, or altering the content of the report is not permitted without the written authorization of AGC. The test results presented in the report apply only to the tested sample. Any objections to report issued by AGC should be submitted to AGC within 15 days after the issuance of the test report. Further enquiry of validity or verification of the test report should be addressed to AGC by agc@agc-cert.com.

Attestation of Global Compliance(Shenzhen)Co., Ltd
Attestation of Global Compliance(Shenzhen)Std & Tech Co., Ltd
Tel: +86-755 2523 4088 E-mail: agc@agc-cert.com Web: http://cn.agc-cert.com/



1715	10	QPSK	1/0	10.35	V	7.95	0.79	17.51	30
1732.5	10	QPSK	1/49	11.29	V	7.95	0.79	18.45	30
1750	10	QPSK	1/0	10.81	V	7.95	0.79	17.97	30
1715	10	QPSK	1/0	13.20	H	7.95	0.79	20.36	30
1732.5	10	QPSK	1/49	13.40	H	7.95	0.79	20.56	30
1750	10	QPSK	1/0	13.15	H	7.95	0.79	20.31	30
1715	10	16-QAM	1/0	11.22	V	7.95	0.79	18.38	30
1732.5	10	16-QAM	1/49	11.79	V	7.95	0.79	18.95	30
1750	10	16-QAM	1/0	11.60	V	7.95	0.79	18.76	30
1715	10	16-QAM	1/0	14.17	H	7.95	0.79	21.33	30
1732.5	10	16-QAM	1/49	14.27	H	7.95	0.79	21.43	30
1750	10	16-QAM	1/0	14.15	H	7.95	0.79	21.31	30
1717.5	15	QPSK	1/0	10.75	V	7.95	0.79	17.91	30
1732.5	15	QPSK	1/74	10.88	V	7.95	0.79	18.04	30
1747.5	15	QPSK	1/0	10.72	V	7.95	0.79	17.88	30
1717.5	15	QPSK	1/0	13.33	H	7.95	0.79	20.49	30
1732.5	15	QPSK	1/74	13.33	H	7.95	0.79	20.49	30
1747.5	15	QPSK	1/0	13.41	H	7.95	0.79	20.57	30
1717.5	15	16-QAM	1/0	12.14	V	7.95	0.79	19.3	30
1732.5	15	16-QAM	1/74	11.74	V	7.95	0.79	18.9	30
1747.5	15	16-QAM	1/0	11.95	V	7.95	0.79	19.11	30
1717.5	15	16-QAM	1/0	14.27	H	7.95	0.79	21.43	30
1732.5	15	16-QAM	1/74	14.43	H	7.95	0.79	21.59	30
1747.5	15	16-QAM	1/0	14.36	H	7.95	0.79	21.52	30
1720	20	QPSK	1/99	10.91	V	7.95	0.79	18.07	30
1732.5	20	QPSK	1/99	11.40	V	7.95	0.79	18.56	30
1745	20	QPSK	1/0	11.00	V	7.95	0.79	18.16	30
1720	20	QPSK	1/99	13.46	H	7.95	0.79	20.62	30
1732.5	20	QPSK	1/99	13.54	H	7.95	0.79	20.7	30
1745	20	QPSK	1/0	13.69	H	7.95	0.79	20.85	30
1720	20	16-QAM	1/99	11.61	V	7.95	0.79	18.77	30
1732.5	20	16-QAM	1/99	10.91	V	7.95	0.79	18.07	30
1745	20	16-QAM	1/0	11.16	V	7.95	0.79	18.32	30
1720	20	16-QAM	1/99	13.59	H	7.95	0.79	20.75	30
1732.5	20	16-QAM	1/99	13.49	H	7.95	0.79	20.65	30
1745	20	16-QAM	1/0	13.52	H	7.95	0.79	20.68	30

Any report having not been signed by authorized approver, or having been altered without authorization, or having not been stamped by the "Dedicated Testing/Inspection Stamp" is deemed to be invalid. Copying or excerpting portion of, or altering the content of the report is not permitted without the written authorization of AGC. The test results presented in the report apply only to the tested sample. Any objections to report issued by AGC should be submitted to AGC within 15 days after the issuance of the test report. Further enquiry of validity or verification of the test report should be addressed to AGC by agc@agc-cert.com.



EIRP for LTE Band 5

Frequency	Channel Bandwidth	Mode.	RB	Substituted level	Antenna Polarization	Antenna Gain correction	Cable Loss	Absolute Level	Limit (dBm)
824.7	1.4	QPSK	1/0	14.46	V	6.7	0.49	20.67	38.45
836.5	1.4	QPSK	1/0	14.47	V	6.7	0.49	20.68	38.45
848.3	1.4	QPSK	1/0	13.95	V	6.7	0.49	20.16	38.45
824.7	1.4	QPSK	1/0	16.71	H	6.7	0.49	22.92	38.45
836.5	1.4	QPSK	1/0	16.83	H	6.7	0.49	23.04	38.45
848.3	1.4	QPSK	1/0	16.73	H	6.7	0.49	22.94	38.45
824.7	1.4	16-QAM	1/0	12.75	V	6.7	0.49	18.96	38.45
836.5	1.4	16-QAM	1/0	12.97	V	6.7	0.49	19.18	38.45
848.3	1.4	16-QAM	1/0	12.60	V	6.7	0.49	18.81	38.45
824.7	1.4	16-QAM	1/0	15.31	H	6.7	0.49	21.52	38.45
836.5	1.4	16-QAM	1/0	15.44	H	6.7	0.49	21.65	38.45
848.3	1.4	16-QAM	1/0	15.23	H	6.7	0.49	21.44	38.45
825.5	3	QPSK	1/0	13.92	V	6.7	0.49	20.13	38.45
836.5	3	QPSK	1/0	14.25	V	6.7	0.49	20.46	38.45
847.5	3	QPSK	1/0	13.79	V	6.7	0.49	20.00	38.45
825.5	3	QPSK	1/0	16.61	H	6.7	0.49	22.82	38.45
836.5	3	QPSK	1/0	16.73	H	6.7	0.49	22.94	38.45
847.5	3	QPSK	1/0	16.66	H	6.7	0.49	22.87	38.45
825.5	3	16-QAM	1/0	13.04	V	6.7	0.49	19.25	38.45
836.5	3	16-QAM	1/0	13.14	V	6.7	0.49	19.35	38.45
847.5	3	16-QAM	1/0	13.16	V	6.7	0.49	19.37	38.45
825.5	3	16-QAM	1/0	15.62	H	6.7	0.49	21.83	38.45
836.5	3	16-QAM	1/0	15.83	H	6.7	0.49	22.04	38.45
847.5	3	16-QAM	1/0	15.74	H	6.7	0.49	21.95	38.45
826.5	5	QPSK	1/0	12.52	V	6.7	0.49	18.73	38.45
836.5	5	QPSK	1/0	13.29	V	6.7	0.49	19.50	38.45
846.5	5	QPSK	1/0	13.25	V	6.7	0.49	19.46	38.45
826.5	5	QPSK	1/0	14.74	H	6.7	0.49	20.95	38.45
836.5	5	QPSK	1/0	15.86	H	6.7	0.49	22.07	38.45
846.5	5	QPSK	1/0	15.94	H	6.7	0.49	22.15	38.45
826.5	5	16-QAM	1/0	11.77	V	6.7	0.49	17.98	38.45
836.5	5	16-QAM	1/0	12.59	V	6.7	0.49	18.80	38.45
846.5	5	16-QAM	1/0	13.31	V	6.7	0.49	19.52	38.45
826.5	5	16-QAM	1/0	14.72	H	6.7	0.49	20.93	38.45
836.5	5	16-QAM	1/0	14.71	H	6.7	0.49	20.92	38.45
846.5	5	16-QAM	1/0	15.62	H	6.7	0.49	21.83	38.45

Any report having not been signed by authorized approver, or having been altered without authorization, or having not been stamped by the "Dedicated Testing/Inspection Stamp" is deemed to be invalid. Copying or excerpting portion of, or altering the content of the report is not permitted without the written authorization of AGC. The test results presented in the report apply only to the tested sample. Any objections to report issued by AGC should be submitted to AGC within 15 days after the issuance of the test report. Further enquiry of validity or verification of the test report should be addressed to AGC by agc@agc-cert.com.



829	10	QPSK	1/0	12.86	V	6.7	0.49	19.07	38.45
836.5	10	QPSK	1/0	13.45	V	6.7	0.49	19.66	38.45
844	10	QPSK	1/0	12.35	V	6.7	0.49	18.56	38.45
829	10	QPSK	1/0	15.71	H	6.7	0.49	21.92	38.45
836.5	10	QPSK	1/0	15.56	H	6.7	0.49	21.77	38.45
844	10	QPSK	1/0	14.69	H	6.7	0.49	20.90	38.45
829	10	16-QAM	1/0	13.75	V	6.7	0.49	19.96	38.45
836.5	10	16-QAM	1/0	14.28	V	6.7	0.49	20.49	38.45
844	10	16-QAM	1/0	14.16	V	6.7	0.49	20.37	38.45
829	10	16-QAM	1/0	16.70	H	6.7	0.49	22.91	38.45
836.5	10	16-QAM	1/0	16.76	H	6.7	0.49	22.97	38.45
844	10	16-QAM	1/0	16.71	H	6.7	0.49	22.92	38.45

Any report having not been signed by authorized approver, or having been altered without authorization, or having not been stamped by the "Dedicated Testing/Inspection Stamp" is deemed to be invalid. Copying or excerpting portion of, or altering the content of the report is not permitted without the written authorization of AGC. The test results presented in the report apply only to the tested sample. Any objections to report issued by AGC should be submitted to AGC within 15 days after the issuance of the test report. Further enquiry of validity or verification of the test report should be addressed to AGC by agc@agc-cert.com.



EIRP for LTE Band 7

Frequency	Channel Bandwidth	Mode.	RB	Substituted level	Antenna Polarization	Antenna Gain correction	Cable Loss	Absolute Level	Limit (dBm)
2502.5	5	QPSK	1/0	11.72	V	8.23	1.12	18.83	33
2535	5	QPSK	1/0	11.78	V	8.23	1.12	18.89	33
2567.5	5	QPSK	1/24	11.17	V	8.23	1.12	18.28	33
2502.5	5	QPSK	1/0	13.97	H	8.23	1.12	21.08	33
2535	5	QPSK	1/0	14.14	H	8.23	1.12	21.25	33
2567.5	5	QPSK	1/24	13.95	H	8.23	1.12	21.06	33
2502.5	5	16-QAM	1/0	11.54	V	8.23	1.12	18.65	33
2535	5	16-QAM	1/0	11.78	V	8.23	1.12	18.89	33
2567.5	5	16-QAM	1/24	11.77	V	8.23	1.12	18.88	33
2502.5	5	16-QAM	1/0	14.10	H	8.23	1.12	21.21	33
2535	5	16-QAM	1/0	14.25	H	8.23	1.12	21.36	33
2567.5	5	16-QAM	1/24	14.40	H	8.23	1.12	21.51	33
2505	10	QPSK	1/0	11.31	V	8.23	1.12	18.42	33
2535	10	QPSK	1/49	11.90	V	8.23	1.12	19.01	33
2565	10	QPSK	1/0	11.28	V	8.23	1.12	18.39	33
2505	10	QPSK	1/0	14.00	H	8.23	1.12	21.11	33
2535	10	QPSK	1/49	14.38	H	8.23	1.12	21.49	33
2565	10	QPSK	1/0	14.15	H	8.23	1.12	21.26	33
2505	10	16-QAM	1/0	10.64	V	8.23	1.12	17.75	33
2535	10	16-QAM	1/49	10.47	V	8.23	1.12	17.58	33
2565	10	16-QAM	1/0	10.60	V	8.23	1.12	17.71	33
2505	10	16-QAM	1/0	13.22	H	8.23	1.12	20.33	33
2535	10	16-QAM	1/49	13.16	H	8.23	1.12	20.27	33
2565	10	16-QAM	1/0	13.18	H	8.23	1.12	20.29	33
2507.5	15	QPSK	1/0	9.79	V	8.23	1.12	16.90	33
2535	15	QPSK	1/74	10.32	V	8.23	1.12	17.43	33
2562.5	15	QPSK	1/0	10.53	V	8.23	1.12	17.64	33
2507.5	15	QPSK	1/0	12.01	H	8.23	1.12	19.12	33
2535	15	QPSK	1/74	12.89	H	8.23	1.12	20.00	33
2562.5	15	QPSK	1/0	13.22	H	8.23	1.12	20.33	33
2507.5	15	16-QAM	1/0	9.10	V	8.23	1.12	16.21	33
2535	15	16-QAM	1/74	10.96	V	8.23	1.12	18.07	33
2562.5	15	16-QAM	1/0	11.06	V	8.23	1.12	18.17	33
2507.5	15	16-QAM	1/0	12.05	H	8.23	1.12	19.16	33
2535	15	16-QAM	1/74	13.08	H	8.23	1.12	20.19	33
2562.5	15	16-QAM	1/0	13.37	H	8.23	1.12	20.48	33

Any report having not been signed by authorized approver, or having been altered without authorization, or having not been stamped by the "Dedicated Testing/Inspection Stamp" is deemed to be invalid. Copying or excerpting portion of, or altering the content of the report is not permitted without the written authorization of AGC. The test results presented in the report apply only to the tested sample. Any objections to report issued by AGC should be submitted to AGC within 15 days after the issuance of the test report. Further enquiry of validity or verification of the test report should be addressed to AGC by agc@agc-cert.com.

Attestation of Global Compliance(Shenzhen)Co., Ltd
Attestation of Global Compliance(Shenzhen)Std & Tech Co., Ltd
Tel: +86-755 2523 4088 E-mail: agc@agc-cert.com Web: http://cn.agc-cert.com/



2510	20	QPSK	1/99	10.28	V	8.23	1.12	17.39	33
2535	20	QPSK	1/99	10.25	V	8.23	1.12	17.36	33
2560	20	QPSK	1/0	9.98	V	8.23	1.12	17.09	33
2510	20	QPSK	1/99	13.13	H	8.23	1.12	20.24	33
2535	20	QPSK	1/99	12.36	H	8.23	1.12	19.47	33
2560	20	QPSK	1/0	12.32	H	8.23	1.12	19.43	33
2510	20	16-QAM	1/99	10.97	V	8.23	1.12	18.08	33
2535	20	16-QAM	1/99	11.43	V	8.23	1.12	18.54	33
2560	20	16-QAM	1/0	11.27	V	8.23	1.12	18.38	33
2510	20	16-QAM	1/99	13.92	H	8.23	1.12	21.03	33
2535	20	16-QAM	1/99	13.91	H	8.23	1.12	21.02	33
2560	20	16-QAM	1/0	13.82	H	8.23	1.12	20.93	33

Any report having not been signed by authorized approver, or having been altered without authorization, or having not been stamped by the "Dedicated Testing/Inspection Stamp" is deemed to be invalid. Copying or excerpting portion of, or altering the content of the report is not permitted without the written authorization of AGC. The test results presented in the report apply only to the tested sample. Any objections to report issued by AGC should be submitted to AGC within 15 days after the issuance of the test report. Further enquiry of validity or verification of the test report should be addressed to AGC by agc@agc-cert.com.



EIRP for LTE Band 12

Frequency	Channel Bandwidth	Mode.	RB	Substituted level	Antenna Polarization	Antenna Gain correction	Cable Loss	Absolute Level	Limit (dBm)
699.7	1.4	QPSK	1/0	14.36	V	6.6	0.47	21.47	34.77
707.5	1.4	QPSK	1/0	14.09	V	6.6	0.47	21.20	34.77
715.3	1.4	QPSK	1/24	14.14	V	6.6	0.47	21.25	34.77
699.7	1.4	QPSK	1/0	16.88	H	6.6	0.47	23.99	34.77
707.5	1.4	QPSK	1/0	16.86	H	6.6	0.47	23.97	34.77
715.3	1.4	QPSK	1/24	16.92	H	6.6	0.47	24.03	34.77
699.7	1.4	16-QAM	1/0	14.44	V	6.6	0.47	21.55	34.77
707.5	1.4	16-QAM	1/0	14.38	V	6.6	0.47	21.49	34.77
715.3	1.4	16-QAM	1/24	14.25	V	6.6	0.47	21.36	34.77
699.7	1.4	16-QAM	1/0	17.00	H	6.6	0.47	24.11	34.77
707.5	1.4	16-QAM	1/0	17.00	H	6.6	0.47	24.11	34.77
715.3	1.4	16-QAM	1/24	17.04	H	6.6	0.47	24.15	34.77
700.5	3	QPSK	1/0	14.82	V	6.6	0.47	21.93	34.77
707.5	3	QPSK	1/49	14.64	V	6.6	0.47	21.75	34.77
714.5	3	QPSK	1/0	14.16	V	6.6	0.47	21.27	34.77
700.5	3	QPSK	1/0	16.96	H	6.6	0.47	24.07	34.77
707.5	3	QPSK	1/49	16.97	H	6.6	0.47	24.08	34.77
714.5	3	QPSK	1/0	16.93	H	6.6	0.47	24.04	34.77
700.5	3	16-QAM	1/0	14.08	V	6.6	0.47	21.19	34.77
707.5	3	16-QAM	1/49	14.04	V	6.6	0.47	21.15	34.77
714.5	3	16-QAM	1/0	13.32	V	6.6	0.47	20.43	34.77
700.5	3	16-QAM	1/0	16.86	H	6.6	0.47	23.97	34.77
707.5	3	16-QAM	1/49	16.89	H	6.6	0.47	24.00	34.77
714.5	3	16-QAM	1/0	16.03	H	6.6	0.47	23.14	34.77
701.5	5	QPSK	1/0	13.90	V	6.6	0.47	21.01	34.77
707.5	5	QPSK	1/74	13.86	V	6.6	0.47	20.97	34.77
713.5	5	QPSK	1/0	12.78	V	6.6	0.47	19.89	34.77
701.5	5	QPSK	1/0	16.01	H	6.6	0.47	23.12	34.77
707.5	5	QPSK	1/74	15.92	H	6.6	0.47	23.03	34.77
713.5	5	QPSK	1/0	15.74	H	6.6	0.47	22.85	34.77
701.5	5	16-QAM	1/0	13.49	V	6.6	0.47	20.60	34.77
707.5	5	16-QAM	1/74	13.61	V	6.6	0.47	20.72	34.77
713.5	5	16-QAM	1/0	13.59	V	6.6	0.47	20.70	34.77
701.5	5	16-QAM	1/0	16.03	H	6.6	0.47	23.14	34.77
707.5	5	16-QAM	1/74	15.94	H	6.6	0.47	23.05	34.77
713.5	5	16-QAM	1/0	15.87	H	6.6	0.47	22.98	34.77
704.0	10	QPSK	1/99	13.50	V	6.6	0.47	20.61	34.77

Any report having not been signed by authorized approver, or having been altered without authorization, or having not been stamped by the "Dedicated Testing/Inspection Stamp" is deemed to be invalid. Copying or excerpting portion of, or altering the content of the report is not permitted without the written authorization of AGC. The test results presented in the report apply only to the tested sample. Any objections to report issued by AGC should be submitted to AGC within 15days after the issuance of the test report. Further enquiry of validity or verification of the test report should be addressed to AGC by agc@agc-cert.com.



707.5	10	QPSK	1/99	13.39	V	6.6	0.47	20.50	34.77
711.0	10	QPSK	1/0	13.18	V	6.6	0.47	20.29	34.77
704.0	10	QPSK	1/99	15.91	H	6.6	0.47	23.02	34.77
707.5	10	QPSK	1/99	15.74	H	6.6	0.47	22.85	34.77
711.0	10	QPSK	1/0	15.70	H	6.6	0.47	22.81	34.77
704.0	10	16-QAM	1/99	13.68	V	6.6	0.47	20.79	34.77
707.5	10	16-QAM	1/99	14.09	V	6.6	0.47	21.20	34.77
711.0	10	16-QAM	1/0	14.17	V	6.6	0.47	21.28	34.77
704.0	10	16-QAM	1/99	16.67	H	6.6	0.47	23.78	34.77
707.5	10	16-QAM	1/99	16.86	H	6.6	0.47	23.97	34.77
711.0	10	16-QAM	1/0	16.85	H	6.6	0.47	23.96	34.77

Any report having not been signed by authorized approver, or having been altered without authorization, or having not been stamped by the "Dedicated Testing/Inspection Stamp" is deemed to be invalid. Copying or excerpting portion of, or altering the content of the report is not permitted without the written authorization of AGC. The test results presented in the report apply only to the tested sample. Any objections to report issued by AGC should be submitted to AGC within 15 days after the issuance of the test report. Further enquiry of validity or verification of the test report should be addressed to AGC by agc@agc-cert.com.



EIRP for LTE Band 13

Frequency	Channel Bandwidth	Mode.	RB	Substituted level	Antenna Polarization	Antenna Gain correction	Cable Loss	Absolute Level	Limit (dBm)
779.5	5	QPSK	1/0	15.37	V	6.6	0.47	21.50	34.77
782	5	QPSK	1/74	15.11	V	6.6	0.47	21.24	34.77
784.5	5	QPSK	1/0	15.75	V	6.6	0.47	21.88	34.77
779.5	5	QPSK	1/0	17.89	H	6.6	0.47	24.02	34.77
782	5	QPSK	1/74	17.88	H	6.6	0.47	24.01	34.77
784.5	5	QPSK	1/0	17.86	H	6.6	0.47	23.99	34.77
779.5	5	16-QAM	1/0	15.62	V	6.6	0.47	21.75	34.77
782	5	16-QAM	1/74	15.37	V	6.6	0.47	21.50	34.77
784.5	5	16-QAM	1/0	15.07	V	6.6	0.47	21.20	34.77
779.5	5	16-QAM	1/0	17.89	H	6.6	0.47	24.02	34.77
782	5	16-QAM	1/74	17.99	H	6.6	0.47	24.12	34.77
784.5	5	16-QAM	1/0	17.86	H	6.6	0.47	23.99	34.77
782	10	QPSK	1/99	15.80	V	6.6	0.47	21.93	34.77
782	10	QPSK	1/99	15.81	H	6.6	0.47	21.94	34.77
782	10	16-QAM	1/99	15.56	V	6.6	0.47	21.69	34.77
782	10	16-QAM	1/99	17.94	H	6.6	0.47	24.07	34.77

Any report having not been signed by authorized approver, or having been altered without authorization, or having not been stamped by the "Dedicated Testing/Inspection Stamp" is deemed to be invalid. Copying or excerpting portion of, or altering the content of the report is not permitted without the written authorization of AGC. The test results presented in the report apply only to the tested sample. Any objections to report issued by AGC should be submitted to AGC within 15 days after the issuance of the test report. Further enquiry of validity or verification of the test report should be addressed to AGC by agc@agc-cert.com.



EIRP for LTE Band 17

Frequency	Channel Bandwidth	Mode.	RB	Substituted level	Antenna Polarization	Antenna Gain correction	Cable Loss	Absolute Level	Limit (dBm)
706.5	5	QPSK	1/0	15.13	V	6.6	0.47	21.26	34.77
710.0	5	QPSK	1/74	15.20	V	6.6	0.47	21.33	34.77
713.5	5	QPSK	1/0	15.60	V	6.6	0.47	21.73	34.77
706.5	5	QPSK	1/0	17.65	H	6.6	0.47	23.78	34.77
710.0	5	QPSK	1/74	17.77	H	6.6	0.47	23.90	34.77
713.5	5	QPSK	1/0	17.69	H	6.6	0.47	23.82	34.77
706.5	5	16-QAM	1/0	15.38	V	6.6	0.47	21.51	34.77
710.0	5	16-QAM	1/74	15.11	V	6.6	0.47	21.24	34.77
713.5	5	16-QAM	1/0	14.86	V	6.6	0.47	20.99	34.77
706.5	5	16-QAM	1/0	17.65	H	6.6	0.47	23.78	34.77
710.0	5	16-QAM	1/74	17.73	H	6.6	0.47	23.86	34.77
713.5	5	16-QAM	1/0	17.65	H	6.6	0.47	23.78	34.77
709.0	10	QPSK	1/99	15.48	V	6.6	0.47	21.61	34.77
710.0	10	QPSK	1/99	15.66	V	6.6	0.47	21.79	34.77
711.0	10	QPSK	1/0	15.46	V	6.6	0.47	21.59	34.77
709.0	10	QPSK	1/99	17.62	H	6.6	0.47	23.75	34.77
710.0	10	QPSK	1/99	16.82	H	6.6	0.47	23.93	34.77
711.0	10	QPSK	1/0	16.73	H	6.6	0.47	23.84	34.77
709.0	10	16-QAM	1/99	12.88	V	6.6	0.47	19.99	34.77
710.0	10	16-QAM	1/99	13.34	V	6.6	0.47	20.45	34.77
711.0	10	16-QAM	1/0	13.02	V	6.6	0.47	20.13	34.77
709.0	10	16-QAM	1/99	15.66	H	6.6	0.47	22.77	34.77
710.0	10	16-QAM	1/99	15.81	H	6.6	0.47	22.92	34.77
711.0	10	16-QAM	1/0	15.71	H	6.6	0.47	22.82	34.77

Note: Above is the worst mode data.

Any report having not been signed by authorized approver, or having been altered without authorization, or having not been stamped by the "Dedicated Testing/Inspection Stamp" is deemed to be invalid. Copying or excerpting portion of, or altering the content of the report is not permitted without the written authorization of AGC. The test results presented in the report apply only to the tested sample. Any objections to report issued by AGC should be submitted to AGC within 15 days after the issuance of the test report. Further enquiry of validity or verification of the test report should be addressed to AGC by agc@agc-cert.com.

Attestation of Global Compliance(Shenzhen)Co., Ltd
Attestation of Global Compliance(Shenzhen)Std & Tech Co., Ltd
Tel: +86-755 2523 4088 E-mail: agc@agc-cert.com Web: http://cn.agc-cert.com/



6.3. PEAK-TO-AVERAGE RATIO

6.3.1 MEASUREMENT METHOD

The peak-to-average power ratio (PAPR) of the transmitter output power must not exceed 13 dB. The PAPR measurements should be made using either an instrument with complementary cumulative distribution function (CCDF) capabilities to determine that PAPR will not exceed 13 dB for more than 0.1 percent of the time or other Commission approved procedure. The measurement must be performed using a signal corresponding to the highest PAPR expected during periods of continuous transmission.

According to KDB 971168 D01v03 - Section 5.7:

- a) Refer to instrument's analyzer instruction manual for details on how to use the power statistics /CCDF function;
- b) Set resolution/measurement bandwidth \geq signal's occupied bandwidth;
- c) Set the number of counts to a value that stabilizes the measured CCDF curve;
- d) Set the measurement interval to 1 ms
- e) Record the maximum PAPR level associated with a probability of 0.1%

6.3.2 PROVISIONS APPLICABLE

This is the test for the Peak-to-Average Ratio from the EUT.

Power Complementary Cumulative Distribution Function (CCDF) curves provide a means for characterizing the power peaks of a digitally modulated signal on a statistical basis. A CCDF curve depicts the probability of the peak signal amplitude exceeding the average power level. Most contemporary measurement instrumentation include the capability to produce CCDF curves for an input signal provided that the instrument's resolution bandwidth can be set wide enough to accommodate the entire input signal bandwidth. In measuring transmissions in this band using an average power technique, the peak-to-average ratio (PAR) of the transmission may not exceed 13 dB.

Any report having not been signed by authorized approver, or having been altered without authorization, or having not been stamped by the "Dedicated Testing/Inspection Stamp" is deemed to be invalid. Copying or excerpting portion of, or altering the content of the report is not permitted without the written authorization of AGC. The test results presented in the report apply only to the tested sample. Any objections to report issued by AGC should be submitted to AGC within 15 days after the issuance of the test report. Further enquiry of validity or verification of the test report should be addressed to AGC by agc@agc-cert.com.

Attestation of Global Compliance(Shenzhen)Co., Ltd
Attestation of Global Compliance(Shenzhen)Std & Tech Co., Ltd
Tel: +86-755 2523 4088 E-mail: agc@agc-cert.com Web: <http://cn.agc-cert.com/>



6.3.3 MEASUREMENT RESULT

LTE Band 2
Channel Bandwidth: 1.4 MHz

Channel Bandwidth: 1.4 MHz						
Modulation	Channel	RB Configuration		Peak-to-Average Ratio (dB)	Limit (dB)	Verdict
		Size	Offset			
QPSK	LCH	1	0	8.37	<13	PASS
		1	3	8.42	<13	PASS
		1	5	8.39	<13	PASS
		3	0	8.41	<13	PASS
		3	2	8.41	<13	PASS
		3	3	8.43	<13	PASS
		6	0	8.42	<13	PASS
	MCH	1	0	8.4	<13	PASS
		1	3	8.38	<13	PASS
		1	5	8.4	<13	PASS
		3	0	8.41	<13	PASS
		3	2	8.38	<13	PASS
		3	3	8.37	<13	PASS
		6	0	8.4	<13	PASS
	HCH	1	0	8.37	<13	PASS
		1	3	8.38	<13	PASS
		1	5	8.4	<13	PASS
		3	0	8.36	<13	PASS
		3	2	8.38	<13	PASS
		3	3	8.35	<13	PASS
		6	0	8.42	<13	PASS
16QAM	LCH	1	0	8.39	<13	PASS
		1	3	8.4	<13	PASS
		1	5	8.4	<13	PASS
		3	0	8.39	<13	PASS
		3	2	8.39	<13	PASS
		3	3	8.39	<13	PASS
		6	0	8.41	<13	PASS
	MCH	1	0	8.36	<13	PASS
		1	3	8.36	<13	PASS
		1	5	8.38	<13	PASS
		3	0	8.4	<13	PASS
		3	2	8.38	<13	PASS

Any report having not been signed by authorized approver, or having been altered without authorization, or having not been stamped by the "Dedicated Testing/Inspection Stamp" is deemed to be invalid. Copying or excerpting portion of, or altering the content of the report is not permitted without the written authorization of AGC. The test results presented in the report apply only to the tested sample. Any objections to report issued by AGC should be submitted to AGC within 15days after the issuance of the test report. Further enquiry of validity or verification of the test report should be addressed to AGC by agc@agc-cert.com.



		3	3	8.38	<13	PASS
		6	0	8.39	<13	PASS
	HCH	1	0	8.38	<13	PASS
		1	3	8.4	<13	PASS
		1	5	8.44	<13	PASS
		3	0	8.36	<13	PASS
		3	2	8.41	<13	PASS
		3	3	8.44	<13	PASS
		6	0	8.3	<13	PASS

Channel Bandwidth: 3 MHz

Channel Bandwidth: 3 MHz						
Modulation	Channel	RB Configuration		Peak-to-Average Ratio [dB]	Limit [dB]	Verdict
		Size	Offset			
QPSK	LCH	1	0	8.4	<13	PASS
		1	7	8.38	<13	PASS
		1	14	8.38	<13	PASS
		8	0	8.41	<13	PASS
		8	4	8.38	<13	PASS
		8	7	8.39	<13	PASS
		15	0	8.42	<13	PASS
	MCH	1	0	8.45	<13	PASS
		1	7	8.4	<13	PASS
		1	14	8.42	<13	PASS
		8	0	8.36	<13	PASS
		8	4	8.39	<13	PASS
		8	7	8.41	<13	PASS
		15	0	5.06	<13	PASS
	HCH	1	0	4.32	<13	PASS
		1	7	3.89	<13	PASS
		1	14	3.53	<13	PASS
		8	0	4.89	<13	PASS
		8	4	4.83	<13	PASS
		8	7	4.64	<13	PASS
		15	0	4.67	<13	PASS
16QAM	LCH	1	0	8.4	<13	PASS
		1	7	8.41	<13	PASS

Any report having not been signed by authorized approver, or having been altered without authorization, or having not been stamped by the "Dedicated Testing/Inspection Stamp" is deemed to be invalid. Copying or excerpting portion of, or altering the content of the report is not permitted without the written authorization of AGC. The test results presented in the report apply only to the tested sample. Any objections to report issued by AGC should be submitted to AGC within 15 days after the issuance of the test report. Further enquiry of validity or verification of the test report should be addressed to AGC by agc@agc-cert.com.



		1	14	8.38	<13	PASS
		8	0	8.36	<13	PASS
		8	4	8.37	<13	PASS
		8	7	8.37	<13	PASS
		15	0	8.42	<13	PASS
	MCH	1	0	8.4	<13	PASS
		1	7	8.35	<13	PASS
		1	14	8.42	<13	PASS
		8	0	8.39	<13	PASS
		8	4	8.43	<13	PASS
		8	7	5.88	<13	PASS
		15	0	5.94	<13	PASS
	HCH	1	0	5.43	<13	PASS
		1	7	4.94	<13	PASS
		1	14	4.59	<13	PASS
		8	0	5.67	<13	PASS
		8	4	5.65	<13	PASS
		8	7	5.44	<13	PASS
		15	0	5.53	<13	PASS

Channel Bandwidth: 5 MHz

Channel Bandwidth: 5 MHz						
Modulation	Channel	RB Configuration		Peak-to-Average Ratio [dB]	Limit [dB]	Verdict
		Size	Offset			
QPSK	LCH	1	0	5.04	<13	PASS
		1	12	4.75	<13	PASS
		1	24	4.74	<13	PASS
		12	0	5.18	<13	PASS
		12	6	5.16	<13	PASS
		12	13	5.04	<13	PASS
		25	0	5.19	<13	PASS
	MCH	1	0	4.67	<13	PASS
		1	12	4.49	<13	PASS
		1	24	4.54	<13	PASS
		12	0	5.15	<13	PASS
		12	6	5.17	<13	PASS

Any report having not been signed by authorized approver, or having been altered without authorization, or having not been stamped by the "Dedicated Testing/Inspection Stamp" is deemed to be invalid. Copying or excerpting portion of, or altering the content of the report is not permitted without the written authorization of AGC. The test results presented in the report apply only to the tested sample. Any objections to report issued by AGC should be submitted to AGC within 15days after the issuance of the test report. Further enquiry of validity or verification of the test report should be addressed to AGC by agc@agc-cert.com.




		12	13	5.11	<13	PASS
		25	0	5.1	<13	PASS
	HCH	1	0	4.4	<13	PASS
		1	12	4.18	<13	PASS
		1	24	3.59	<13	PASS
		12	0	5.02	<13	PASS
		12	6	4.98	<13	PASS
		12	13	4.75	<13	PASS
		25	0	4.88	<13	PASS
16QAM	LCH	1	0	5.62	<13	PASS
		1	12	5.33	<13	PASS
		1	24	5.44	<13	PASS
		12	0	5.97	<13	PASS
		12	6	6	<13	PASS
		12	13	5.89	<13	PASS
		25	0	5.91	<13	PASS
	MCH	1	0	5.31	<13	PASS
		1	12	5.1	<13	PASS
		1	24	5.2	<13	PASS
		12	0	5.88	<13	PASS
		12	6	5.89	<13	PASS
		12	13	5.88	<13	PASS
		25	0	5.87	<13	PASS
	HCH	1	0	4.98	<13	PASS
		1	12	4.89	<13	PASS
		1	24	4.46	<13	PASS
		12	0	5.84	<13	PASS
		12	6	5.83	<13	PASS
		12	13	5.63	<13	PASS
		25	0	5.7	<13	PASS

Channel Bandwidth: 10 MHz


Channel Bandwidth: 10 MHz						
Modulation	Channel	RB Configuration		Peak-to-Average Ratio [dB]	Limit [dB]	Verdict
		Size	Offset			
QPSK	LCH	1	0	4.68	<13	PASS

Any report having not been signed by authorized approver, or having been altered without authorization, or having not been stamped by the "Dedicated Testing/Inspection Stamp" is deemed to be invalid. Copying or excerpting portion of, or altering the content of the report is not permitted without the written authorization of AGC. The test results presented in the report apply only to the tested sample. Any objections to report issued by AGC should be submitted to AGC within 15days after the issuance of the test report. Further enquiry of validity or verification of the test report should be addressed to AGC by agc@agc-cert.com.



		1	24	4.39	<13	PASS	
		1	49	4.17	<13	PASS	
		25	0	5.16	<13	PASS	
		25	12	5.11	<13	PASS	
		25	25	4.99	<13	PASS	
		50	0	5.13	<13	PASS	
	MCH	1	0	4.27	<13	PASS	
		1	24	4.2	<13	PASS	
		1	49	4.22	<13	PASS	
		25	0	5.09	<13	PASS	
		25	12	5.07	<13	PASS	
		25	25	5.03	<13	PASS	
	HCH	50	0	5.08	<13	PASS	
		1	0	3.57	<13	PASS	
		1	24	4.24	<13	PASS	
		1	49	3.63	<13	PASS	
		25	0	4.6	<13	PASS	
		25	12	4.59	<13	PASS	
	16QAM	LCH	25	25	4.82	<13	PASS
			50	0	4.79	<13	PASS
			1	0	5.54	<13	PASS
1			24	5.31	<13	PASS	
1			49	5.02	<13	PASS	
25			0	6.02	<13	PASS	
MCH		25	12	6.03	<13	PASS	
		25	25	5.82	<13	PASS	
		50	0	5.92	<13	PASS	
		1	0	5	<13	PASS	
		1	24	5	<13	PASS	
		1	49	5.03	<13	PASS	
		25	0	5.97	<13	PASS	
		25	12	5.96	<13	PASS	
HCH	25	25	5.85	<13	PASS		
	50	0	5.87	<13	PASS		
	1	0	4.61	<13	PASS		
		1	24	5.28	<13	PASS	
		1	49	4.69	<13	PASS	

Any report having not been signed by authorized approver, or having been altered without authorization, or having not been stamped by the "Dedicated Testing/Inspection Stamp" is deemed to be invalid. Copying or excerpting portion of, or altering the content of the report is not permitted without the written authorization of AGC. The test results presented in the report apply only to the tested sample. Any objections to report issued by AGC should be submitted to AGC within 15days after the issuance of the test report. Further enquiry of validity or verification of the test report should be addressed to AGC by agc@agc-cert.com.



		25	0	5.46	<13	PASS
		25	12	5.46	<13	PASS
		25	25	5.7	<13	PASS
		50	0	5.65	<13	PASS

Channel Bandwidth: 15 MHz

Channel Bandwidth: 15 MHz						
Modulation	Channel	RB Configuration		Peak-to-Average Ratio [dB]	Limit [dB]	Verdict
		Size	Offset			
QPSK	LCH	1	0	4.69	<13	PASS
		1	37	4.34	<13	PASS
		1	74	3.99	<13	PASS
		37	0	5.32	<13	PASS
		37	18	5.31	<13	PASS
		37	38	5.34	<13	PASS
		75	0	5.31	<13	PASS
	MCH	1	0	4.25	<13	PASS
		1	37	4.43	<13	PASS
		1	74	4.17	<13	PASS
		37	0	5.33	<13	PASS
		37	18	5.34	<13	PASS
		37	38	5.34	<13	PASS
		75	0	5.32	<13	PASS
	HCH	1	0	3.47	<13	PASS
		1	37	3.9	<13	PASS
		1	74	3.76	<13	PASS
		37	0	4.93	<13	PASS
		37	18	4.94	<13	PASS
		37	38	4.95	<13	PASS
		75	0	4.94	<13	PASS
16QAM	LCH	1	0	5.65	<13	PASS
		1	37	5.19	<13	PASS
		1	74	4.94	<13	PASS
		37	0	5.31	<13	PASS
		37	18	5.32	<13	PASS
		37	38	5.28	<13	PASS
		75	0	5.94	<13	PASS
	MCH	1	0	5	<13	PASS
		1	37	5.19	<13	PASS

Any report having not been signed by authorized approver, or having been altered without authorization, or having not been stamped by the "Dedicated Testing/Inspection Stamp" is deemed to be invalid. Copying or excerpting portion of, or altering the content of the report is not permitted without the written authorization of AGC. The test results presented in the report apply only to the tested sample. Any objections to report issued by AGC should be submitted to AGC within 15 days after the issuance of the test report. Further enquiry of validity or verification of the test report should be addressed to AGC by agc@agc-cert.com.



		1	74	5.06	<13	PASS
		37	0	5.32	<13	PASS
		37	18	5.33	<13	PASS
		37	38	5.32	<13	PASS
		75	0	5.97	<13	PASS
	HCH	1	0	4.45	<13	PASS
		1	37	4.82	<13	PASS
		1	74	4.84	<13	PASS
		37	0	4.93	<13	PASS
		37	18	4.93	<13	PASS
		37	38	4.95	<13	PASS
		75	0	5.63	<13	PASS

Channel Bandwidth: 20 MHz

Channel Bandwidth: 20 MHz						
Modulation	Channel	RB Configuration		Peak-to-Average Ratio [dB]	Limit [dB]	Verdict
		Size	Offset			
QPSK	LCH	1	0	4.69	<13	PASS
		1	49	3.88	<13	PASS
		1	99	4.05	<13	PASS
		50	0	5.13	<13	PASS
		50	25	5.12	<13	PASS
		50	50	4.78	<13	PASS
		100	0	5.15	<13	PASS
	MCH	1	0	4.23	<13	PASS
		1	49	4.42	<13	PASS
		1	99	4.19	<13	PASS
		50	0	5.02	<13	PASS
		50	25	5.05	<13	PASS
		50	50	5.01	<13	PASS
		100	0	5.25	<13	PASS
	HCH	1	0	3.84	<13	PASS
		1	49	3.47	<13	PASS
		1	99	3.94	<13	PASS
		50	0	4.44	<13	PASS
		50	25	4.44	<13	PASS
		50	50	4.9	<13	PASS
		100	0	4.93	<13	PASS
16QAM	LCH	1	0	5.32	<13	PASS

Any report having not been signed by authorized approver, or having been altered without authorization, or having not been stamped by the "Dedicated Testing/Inspection Stamp" is deemed to be invalid. Copying or excerpting portion of, or altering the content of the report is not permitted without the written authorization of AGC. The test results presented in the report apply only to the tested sample. Any objections to report issued by AGC should be submitted to AGC within 15 days after the issuance of the test report. Further enquiry of validity or verification of the test report should be addressed to AGC by agc@agc-cert.com.



		1	49	4.63	<13	PASS
		1	99	4.77	<13	PASS
		50	0	5.95	<13	PASS
		50	25	5.94	<13	PASS
		50	50	5.64	<13	PASS
		100	0	5.95	<13	PASS
	MCH	1	0	5.23	<13	PASS
		1	49	5.5	<13	PASS
		1	99	5.28	<13	PASS
		50	0	5.86	<13	PASS
		50	25	5.86	<13	PASS
		50	50	5.83	<13	PASS
	HCH	100	0	5.95	<13	PASS
		1	0	4.72	<13	PASS
		1	49	4.37	<13	PASS
		1	99	4.96	<13	PASS
		50	0	5.27	<13	PASS
		50	25	5.33	<13	PASS
		50	50	5.74	<13	PASS
		100	0	5.73	<13	PASS

Any report having not been signed by authorized approver, or having been altered without authorization, or having not been stamped by the "Dedicated Testing/Inspection Stamp" is deemed to be invalid. Copying or excerpting portion of, or altering the content of the report is not permitted without the written authorization of AGC. The test results presented in the report apply only to the tested sample. Any objections to report issued by AGC should be submitted to AGC within 15 days after the issuance of the test report. Further enquiry of validity or verification of the test report should be addressed to AGC by agc@agc-cert.com.



LTE Band 4
Channel Bandwidth: 1.4 MHz

Channel Bandwidth: 1.4 MHz						
Modulation	Channel	RB Configuration		Peak-to-Average Ratio (dB)	Limit (dB)	Verdict
		Size	Offset			
QPSK	LCH	1	0	4.4	<13	PASS
		1	3	4.32	<13	PASS
		1	5	4.49	<13	PASS
		3	0	4.37	<13	PASS
		3	2	4.35	<13	PASS
		3	3	4.42	<13	PASS
		6	0	5.04	<13	PASS
	MCH	1	0	3.38	<13	PASS
		1	3	3.18	<13	PASS
		1	5	3.34	<13	PASS
		3	0	3.39	<13	PASS
		3	2	3.39	<13	PASS
		3	3	3.35	<13	PASS
		6	0	4.31	<13	PASS
	HCH	1	0	4.09	<13	PASS
		1	3	3.94	<13	PASS
		1	5	4.15	<13	PASS
		3	0	4.15	<13	PASS
		3	2	4.12	<13	PASS
		3	3	4.15	<13	PASS
		6	0	4.87	<13	PASS
16QAM	LCH	1	0	5.3	<13	PASS
		1	3	5.11	<13	PASS
		1	5	5.38	<13	PASS
		3	0	5.21	<13	PASS
		3	2	5.19	<13	PASS
		3	3	5.24	<13	PASS
		6	0	5.84	<13	PASS
	MCH	1	0	4.45	<13	PASS
		1	3	4.21	<13	PASS
		1	5	4.44	<13	PASS
		3	0	4.38	<13	PASS
		3	2	4.41	<13	PASS
		3	3	4.35	<13	PASS

Any report having not been signed by authorized approver, or having been altered without authorization, or having not been stamped by the "Dedicated Testing/Inspection Stamp" is deemed to be invalid. Copying or excerpting portion of, or altering the content of the report is not permitted without the written authorization of AGC. The test results presented in the report apply only to the tested sample. Any objections to report issued by AGC should be submitted to AGC within 15days after the issuance of the test report. Further enquiry of validity or verification of the test report should be addressed to AGC by agc@agc-cert.com.



	HCH	6	0	5.21	<13	PASS
		1	0	4.9	<13	PASS
		1	3	4.81	<13	PASS
		1	5	5.04	<13	PASS
		3	0	5.02	<13	PASS
		3	2	5.03	<13	PASS
		3	3	5.1	<13	PASS
		6	0	5.79	<13	PASS

Channel Bandwidth: 3 MHz

Channel Bandwidth: 3 MHz							
Modulation	Channel	RB Configuration		Peak-to-Average Ratio [dB]	Limit [dB]	Verdict	
		Size	Offset				
QPSK	LCH	1	0	4.32	<13	PASS	
		1	7	4.42	<13	PASS	
		1	14	4.35	<13	PASS	
		8	0	5.07	<13	PASS	
		8	4	5.02	<13	PASS	
		8	7	5.12	<13	PASS	
		15	0	5.1	<13	PASS	
	MCH	1	0	3.4	<13	PASS	
		1	7	3.24	<13	PASS	
		1	14	3.19	<13	PASS	
		8	0	4.36	<13	PASS	
		8	4	4.35	<13	PASS	
		8	7	4.31	<13	PASS	
		15	0	4.39	<13	PASS	
	HCH	1	0	3.84	<13	PASS	
		1	7	3.95	<13	PASS	
		1	14	4.07	<13	PASS	
		8	0	4.92	<13	PASS	
		8	4	4.87	<13	PASS	
		8	7	4.9	<13	PASS	
		15	0	4.89	<13	PASS	
	16QAM	LCH	1	0	5.15	<13	PASS
			1	7	5.3	<13	PASS
			1	14	5.35	<13	PASS
8			0	5.9	<13	PASS	
8			4	5.82	<13	PASS	

Any report having not been signed by authorized approver, or having been altered without authorization, or having not been stamped by the "Dedicated Testing/Inspection Stamp" is deemed to be invalid. Copying or excerpting portion of, or altering the content of the report is not permitted without the written authorization of AGC. The test results presented in the report apply only to the tested sample. Any objections to report issued by AGC should be submitted to AGC within 15 days after the issuance of the test report. Further enquiry of validity or verification of the test report should be addressed to AGC by agc@agc-cert.com.



		8	7	5.95	<13	PASS
		15	0	5.99	<13	PASS
	MCH	1	0	4.38	<13	PASS
		1	7	4.26	<13	PASS
		1	14	4.12	<13	PASS
		8	0	5.25	<13	PASS
		8	4	5.29	<13	PASS
		8	7	5.21	<13	PASS
		15	0	5.32	<13	PASS
		HCH	1	0	4.71	<13
	1		7	4.77	<13	PASS
	1		14	4.92	<13	PASS
	8		0	5.71	<13	PASS
	8		4	5.67	<13	PASS
	8		7	5.74	<13	PASS
15	0		5.81	<13	PASS	

Channel Bandwidth: 5 MHz

Channel Bandwidth: 5 MHz						
Modulation	Channel	RB Configuration		Peak-to-Average Ratio [dB]	Limit [dB]	Verdict
		Size	Offset			
QPSK	LCH	1	0	4.53	<13	PASS
		1	12	4.48	<13	PASS
		1	24	4.43	<13	PASS
		12	0	5.09	<13	PASS
		12	6	5.08	<13	PASS
		12	13	5.04	<13	PASS
		25	0	5.13	<13	PASS
	MCH	1	0	3.66	<13	PASS
		1	12	3.31	<13	PASS
		1	24	3.25	<13	PASS
		12	0	4.37	<13	PASS
		12	6	4.4	<13	PASS
		12	13	4.3	<13	PASS
		25	0	4.38	<13	PASS
	HCH	1	0	3.77	<13	PASS
		1	12	3.93	<13	PASS
		1	24	4.28	<13	PASS
		12	0	4.84	<13	PASS

Any report having not been signed by authorized approver, or having been altered without authorization, or having not been stamped by the "Dedicated Testing/Inspection Stamp" is deemed to be invalid. Copying or excerpting portion of, or altering the content of the report is not permitted without the written authorization of AGC. The test results presented in the report apply only to the tested sample. Any objections to report issued by AGC should be submitted to AGC within 15 days after the issuance of the test report. Further enquiry of validity or verification of the test report should be addressed to AGC by agc@agc-cert.com.



		12	6	4.87	<13	PASS
		12	13	5.02	<13	PASS
		25	0	4.9	<13	PASS
16QAM	LCH	1	0	5.22	<13	PASS
		1	12	5.32	<13	PASS
		1	24	5.16	<13	PASS
		12	0	5.92	<13	PASS
		12	6	5.95	<13	PASS
		12	13	5.92	<13	PASS
		25	0	5.93	<13	PASS
		MCH	1	0	4.62	<13
	1		12	4.28	<13	PASS
	1		24	4.26	<13	PASS
	12		0	5.33	<13	PASS
	12		6	5.36	<13	PASS
	12		13	5.28	<13	PASS
	25		0	5.31	<13	PASS
	HCH		1	0	4.45	<13
		1	12	4.63	<13	PASS
		1	24	4.99	<13	PASS
		12	0	5.68	<13	PASS
		12	6	5.66	<13	PASS
		12	13	5.74	<13	PASS
		25	0	5.75	<13	PASS

Channel Bandwidth: 10 MHz

Channel Bandwidth: 20 MHz						
Modulation	Channel	RB Configuration		Peak-to-Average Ratio [dB]	Limit [dB]	Verdict
		Size	Offset			
QPSK	LCH	1	0	4.36	<13	PASS
		1	49	4.24	<13	PASS
		1	99	4.59	<13	PASS
		50	0	5.08	<13	PASS
		50	25	5.13	<13	PASS
		50	50	5.05	<13	PASS
		100	0	5.19	<13	PASS
	MCH	1	0	3.7	<13	PASS
		1	49	3.17	<13	PASS
		1	99	3.06	<13	PASS

Any report having not been signed by authorized approver, or having been altered without authorization, or having not been stamped by the "Dedicated Testing/Inspection Stamp" is deemed to be invalid. Copying or excerpting portion of, or altering the content of the report is not permitted without the written authorization of AGC. The test results presented in the report apply only to the tested sample. Any objections to report issued by AGC should be submitted to AGC within 15 days after the issuance of the test report. Further enquiry of validity or verification of the test report should be addressed to AGC by agc@agc-cert.com.



		50	0	4.43	<13	PASS	
		50	25	4.45	<13	PASS	
		50	50	4.31	<13	PASS	
		100	0	4.46	<13	PASS	
	HCH	1	0	3.21	<13	PASS	
		1	49	3.43	<13	PASS	
		1	99	4.12	<13	PASS	
		50	0	4.42	<13	PASS	
		50	25	4.44	<13	PASS	
		50	50	4.89	<13	PASS	
		100	0	4.74	<13	PASS	
		16QAM	LCH	1	0	5.18	<13
	1			49	5	<13	PASS
1	99			5.41	<13	PASS	
50	0			6.02	<13	PASS	
50	25			6.02	<13	PASS	
50	50			5.94	<13	PASS	
100	0			5.96	<13	PASS	
MCH	1			0	4.63	<13	PASS
	1		49	4.08	<13	PASS	
	1		99	4.03	<13	PASS	
	50		0	5.4	<13	PASS	
	50		25	5.39	<13	PASS	
	50		50	5.26	<13	PASS	
	100		0	5.36	<13	PASS	
	HCH		1	0	4.06	<13	PASS
1			49	4.32	<13	PASS	
1			99	4.91	<13	PASS	
50			0	5.36	<13	PASS	
50			25	5.37	<13	PASS	
50			50	5.76	<13	PASS	
100			0	5.65	<13	PASS	

Any report having not been signed by authorized approver, or having been altered without authorization, or having not been stamped by the "Dedicated Testing/Inspection Stamp" is deemed to be invalid. Copying or excerpting portion of, or altering the content of the report is not permitted without the written authorization of AGC. The test results presented in the report apply only to the tested sample. Any objections to report issued by AGC should be submitted to AGC within 15 days after the issuance of the test report. Further enquiry of validity or verification of the test report should be addressed to AGC by agc@agc-cert.com.



Channel Bandwidth: 15 MHz

Channel Bandwidth: 15 MHz						
Modulation	Channel	RB Configuration		Peak-to-Average Ratio [dB]	Limit [dB]	Verdict
		Size	Offset			
QPSK	LCH	1	0	4.41	<13	PASS
		1	37	4.57	<13	PASS
		1	74	4.19	<13	PASS
		37	0	5.51	<13	PASS
		37	18	5.51	<13	PASS
		37	38	5.52	<13	PASS
		75	0	5.51	<13	PASS
	MCH	1	0	4.03	<13	PASS
		1	37	3.33	<13	PASS
		1	74	2.98	<13	PASS
		37	0	4.82	<13	PASS
		37	18	4.82	<13	PASS
		37	38	4.82	<13	PASS
		75	0	4.82	<13	PASS
	HCH	1	0	3.03	<13	PASS
		1	37	3.37	<13	PASS
		1	74	4.27	<13	PASS
		37	0	4.89	<13	PASS
		37	18	4.9	<13	PASS
		37	38	4.87	<13	PASS
		75	0	4.9	<13	PASS
16QAM	LCH	1	0	5.3	<13	PASS
		1	37	5.42	<13	PASS
		1	74	5.1	<13	PASS
		37	0	5.53	<13	PASS
		37	18	5.51	<13	PASS
		37	38	5.52	<13	PASS
		75	0	6.15	<13	PASS
	MCH	1	0	4.94	<13	PASS
		1	37	4.23	<13	PASS
		1	74	4	<13	PASS
		37	0	4.81	<13	PASS
		37	18	4.8	<13	PASS
		37	38	4.82	<13	PASS
		75	0	5.6	<13	PASS

Any report having not been signed by authorized approver, or having been altered without authorization, or having not been stamped by the "Dedicated Testing/Inspection Stamp" is deemed to be invalid. Copying or excerpting portion of, or altering the content of the report is not permitted without the written authorization of AGC. The test results presented in the report apply only to the tested sample. Any objections to report issued by AGC should be submitted to AGC within 15 days after the issuance of the test report. Further enquiry of validity or verification of the test report should be addressed to AGC by agc@agc-cert.com.




	HCH	1	0	3.84	<13	PASS
		1	37	4.2	<13	PASS
		1	74	4.96	<13	PASS
		37	0	4.88	<13	PASS
		37	18	4.89	<13	PASS
		37	38	4.88	<13	PASS
		75	0	5.7	<13	PASS

Channel Bandwidth: 20 MHz

Channel Bandwidth: 20 MHz						
Modulation	Channel	RB Configuration		Peak-to-Average Ratio [dB]	Limit [dB]	Verdict
		Size	Offset			
QPSK	LCH	1	0	4.47	<13	PASS
		1	49	4.35	<13	PASS
		1	99	3.74	<13	PASS
		50	0	5.28	<13	PASS
		50	25	5.27	<13	PASS
		50	50	4.94	<13	PASS
		100	0	5.26	<13	PASS
	MCH	1	0	4.33	<13	PASS
		1	49	3.19	<13	PASS
		1	99	3.09	<13	PASS
		50	0	4.72	<13	PASS
		50	25	4.74	<13	PASS
		50	50	4.54	<13	PASS
		100	0	4.97	<13	PASS
	HCH	1	0	3.26	<13	PASS
		1	49	3.1	<13	PASS
		1	99	4.24	<13	PASS
		50	0	4.27	<13	PASS
		50	25	4.25	<13	PASS
		50	50	4.88	<13	PASS
		100	0	4.99	<13	PASS
16QAM	LCH	1	0	5.07	<13	PASS
		1	49	4.93	<13	PASS
		1	99	4.58	<13	PASS
		50	0	6.09	<13	PASS
		50	25	6.08	<13	PASS
		50	50	5.78	<13	PASS

Any report having not been signed by authorized approver, or having been altered without authorization, or having not been stamped by the "Dedicated Testing/Inspection Stamp" is deemed to be invalid. Copying or excerpting portion of, or altering the content of the report is not permitted without the written authorization of AGC. The test results presented in the report apply only to the tested sample. Any objections to report issued by AGC should be submitted to AGC within 15 days after the issuance of the test report. Further enquiry of validity or verification of the test report should be addressed to AGC by agc@agc-cert.com.



		100	0	6.07	<13	PASS
	MCH	1	0	4.97	<13	PASS
		1	49	4.05	<13	PASS
		1	99	3.9	<13	PASS
		50	0	5.62	<13	PASS
		50	25	5.63	<13	PASS
		50	50	5.46	<13	PASS
		100	0	5.79	<13	PASS
		HCH	1	0	4.28	<13
	1		49	4.1	<13	PASS
	1		99	5.28	<13	PASS
	50		0	5.15	<13	PASS
	50		25	5.17	<13	PASS
	50		50	5.76	<13	PASS
	100		0	5.77	<13	PASS

Any report having not been signed by authorized approver, or having been altered without authorization, or having not been stamped by the "Dedicated Testing/Inspection Stamp" is deemed to be invalid. Copying or excerpting portion of, or altering the content of the report is not permitted without the written authorization of AGC. The test results presented in the report apply only to the tested sample. Any objections to report issued by AGC should be submitted to AGC within 15 days after the issuance of the test report. Further enquiry of validity or verification of the test report should be addressed to AGC by agc@agc-cert.com.



LTE BAND 5
Channel Bandwidth: 1.4 MHz

Channel Bandwidth: 1.4 MHz						
Modulation	Channel	RB Configuration		Peak-to-Average Ratio (dB)	Limit (dB)	Verdict
		Size	Offset			
QPSK	LCH	1	0	3.61	<13	PASS
		1	3	3.61	<13	PASS
		1	5	3.77	<13	PASS
		3	0	3.62	<13	PASS
		3	2	3.63	<13	PASS
		3	3	3.77	<13	PASS
		6	0	4.41	<13	PASS
	MCH	1	0	4.03	<13	PASS
		1	3	3.94	<13	PASS
		1	5	4	<13	PASS
		3	0	4.13	<13	PASS
		3	2	4.1	<13	PASS
		3	3	4.01	<13	PASS
		6	0	4.74	<13	PASS
	HCH	1	0	3.34	<13	PASS
		1	3	2.96	<13	PASS
		1	5	2.95	<13	PASS
		3	0	3.31	<13	PASS
		3	2	3.3	<13	PASS
		3	3	3.13	<13	PASS
		6	0	4.05	<13	PASS
16QAM	LCH	1	0	4.53	<13	PASS
		1	3	4.46	<13	PASS
		1	5	4.7	<13	PASS
		3	0	4.54	<13	PASS
		3	2	4.49	<13	PASS
		3	3	4.61	<13	PASS
		6	0	5.26	<13	PASS
	MCH	1	0	5.06	<13	PASS
		1	3	4.83	<13	PASS
		1	5	4.86	<13	PASS
		3	0	4.9	<13	PASS
		3	2	4.98	<13	PASS
		3	3	4.85	<13	PASS

Any report having not been signed by authorized approver, or having been altered without authorization, or having not been stamped by the "Dedicated Testing/Inspection Stamp" is deemed to be invalid. Copying or excerpting portion of, or altering the content of the report is not permitted without the written authorization of AGC. The test results presented in the report apply only to the tested sample. Any objections to report issued by AGC should be submitted to AGC within 15 days after the issuance of the test report. Further enquiry of validity or verification of the test report should be addressed to AGC by agc@agc-cert.com.




	HCH	6	0	5.55	<13	PASS
		1	0	4.22	<13	PASS
		1	3	3.89	<13	PASS
		1	5	3.93	<13	PASS
		3	0	4.2	<13	PASS
		3	2	4.25	<13	PASS
		3	3	4.1	<13	PASS
		6	0	5.03	<13	PASS

Channel Bandwidth: 3 MHz

Channel Bandwidth: 3 MHz						
Modulation	Channel	RB Configuration		Peak-to-Average Ratio [dB]	Limit [dB]	Verdict
		Size	Offset			
QPSK	LCH	1	0	3.5	<13	PASS
		1	7	3.82	<13	PASS
		1	14	4	<13	PASS
		8	0	4.45	<13	PASS
		8	4	4.47	<13	PASS
		8	7	4.72	<13	PASS
		15	0	4.63	<13	PASS
	MCH	1	0	4.15	<13	PASS
		1	7	3.95	<13	PASS
		1	14	3.83	<13	PASS
		8	0	4.8	<13	PASS
		8	4	4.84	<13	PASS
		8	7	4.66	<13	PASS
		15	0	4.78	<13	PASS
	HCH	1	0	3.61	<13	PASS
		1	7	3.42	<13	PASS
		1	14	2.9	<13	PASS
		8	0	4.47	<13	PASS
		8	4	4.5	<13	PASS
		8	7	4.16	<13	PASS
		15	0	4.39	<13	PASS
16QAM	LCH	1	0	4.38	<13	PASS
		1	7	4.66	<13	PASS
		1	14	4.94	<13	PASS
		8	0	5.31	<13	PASS
		8	4	5.3	<13	PASS

Any report having not been signed by authorized approver, or having been altered without authorization, or having not been stamped by the "Dedicated Testing/Inspection Stamp" is deemed to be invalid. Copying or excerpting portion of, or altering the content of the report is not permitted without the written authorization of AGC. The test results presented in the report apply only to the tested sample. Any objections to report issued by AGC should be submitted to AGC within 15 days after the issuance of the test report. Further enquiry of validity or verification of the test report should be addressed to AGC by agc@agc-cert.com.



		8	7	5.53	<13	PASS
		15	0	5.5	<13	PASS
	MCH	1	0	4.85	<13	PASS
		1	7	4.78	<13	PASS
		1	14	4.65	<13	PASS
		8	0	5.69	<13	PASS
		8	4	5.69	<13	PASS
		8	7	5.54	<13	PASS
		15	0	5.65	<13	PASS
		HCH	1	0	4.45	<13
	1		7	4.26	<13	PASS
	1		14	3.91	<13	PASS
	8		0	5.36	<13	PASS
	8		4	5.36	<13	PASS
	8		7	5.1	<13	PASS
	15		0	5.31	<13	PASS

Channel Bandwidth: 5 MHz

Channel Bandwidth: 5 MHz						
Modulation	Channel	RB Configuration		Peak-to-Average Ratio [dB]	Limit [dB]	Verdict
		Size	Offset			
QPSK	LCH	1	0	3.66	<13	PASS
		1	12	4.11	<13	PASS
		1	24	4.6	<13	PASS
		12	0	4.58	<13	PASS
		12	6	4.58	<13	PASS
		12	13	5.03	<13	PASS
		25	0	-1000	<13	PASS
	MCH	1	0	4.56	<13	PASS
		1	12	4.03	<13	PASS
		1	24	3.86	<13	PASS
		12	0	4.94	<13	PASS
		12	6	4.93	<13	PASS
		12	13	4.55	<13	PASS
		25	0	4.84	<13	PASS
	HCH	1	0	3.69	<13	PASS
		1	12	3.63	<13	PASS
		1	24	3.17	<13	PASS
		12	0	4.6	<13	PASS

Any report having not been signed by authorized approver, or having been altered without authorization, or having not been stamped by the "Dedicated Testing/Inspection Stamp" is deemed to be invalid. Copying or excerpting portion of, or altering the content of the report is not permitted without the written authorization of AGC. The test results presented in the report apply only to the tested sample. Any objections to report issued by AGC should be submitted to AGC within 15 days after the issuance of the test report. Further enquiry of validity or verification of the test report should be addressed to AGC by agc@agc-cert.com.



		12	6	4.63	<13	PASS
		12	13	4.38	<13	PASS
		25	0	4.56	<13	PASS
16QAM	LCH	1	0	4.46	<13	PASS
		1	12	4.88	<13	PASS
		1	24	5.38	<13	PASS
		12	0	5.48	<13	PASS
		12	6	5.47	<13	PASS
		12	13	5.86	<13	PASS
		25	0	5.69	<13	PASS
		MCH	1	0	5.24	<13
	1		12	4.84	<13	PASS
	1		24	4.55	<13	PASS
	12		0	5.78	<13	PASS
	12		6	5.76	<13	PASS
	12		13	5.54	<13	PASS
	25		0	5.63	<13	PASS
	HCH		1	0	4.39	<13
		1	12	4.4	<13	PASS
		1	24	3.92	<13	PASS
		12	0	5.41	<13	PASS
		12	6	5.47	<13	PASS
		12	13	5.29	<13	PASS
		25	0	5.46	<13	PASS

Channel Bandwidth: 10 MHz

Channel Bandwidth: 10 MHz						
Modulation	Channel	RB Configuration		Peak-to-Average Ratio [dB]	Limit [dB]	Verdict
		Size	Offset			
QPSK	LCH	1	0	5.22	<13	PASS
		1	24	4.65	<13	PASS
		1	49	5.17	<13	PASS
		25	0	4.86	<13	PASS
		25	12	3.01	<13	PASS
		25	25	4.53	<13	PASS
		50	0	3.60	<13	PASS
	MCH	1	0	3.08	<13	PASS
		1	24	3.04	<13	PASS
		1	49	4.13	<13	PASS

Any report having not been signed by authorized approver, or having been altered without authorization, or having not been stamped by the "Dedicated Testing/Inspection Stamp" is deemed to be invalid. Copying or excerpting portion of, or altering the content of the report is not permitted without the written authorization of AGC. The test results presented in the report apply only to the tested sample. Any objections to report issued by AGC should be submitted to AGC within 15 days after the issuance of the test report. Further enquiry of validity or verification of the test report should be addressed to AGC by agc@agc-cert.com.



		25	0	6.75	<13	PASS	
		25	12	4.51	<13	PASS	
		25	25	2.83	<13	PASS	
		50	0	3.63	<13	PASS	
	HCH	1	0	5.24	<13	PASS	
		1	24	5.51	<13	PASS	
		1	49	3.82	<13	PASS	
		25	0	3.88	<13	PASS	
		25	12	4.05	<13	PASS	
		25	25	3.89	<13	PASS	
		50	0	3.44	<13	PASS	
	16QAM	LCH	1	0	4.14	<13	PASS
			1	24	5.13	<13	PASS
1			49	4.87	<13	PASS	
25			0	6.40	<13	PASS	
25			12	5.27	<13	PASS	
25			25	6.63	<13	PASS	
50			0	6.33	<13	PASS	
MCH		1	0	3.14	<13	PASS	
		1	24	4.26	<13	PASS	
		1	49	3.84	<13	PASS	
		25	0	4.77	<13	PASS	
		25	12	4.30	<13	PASS	
		25	25	3.72	<13	PASS	
		50	0	4.85	<13	PASS	
HCH		1	0	3.10	<13	PASS	
		1	24	4.97	<13	PASS	
		1	49	3.69	<13	PASS	
		25	0	4.76	<13	PASS	
		25	12	4.96	<13	PASS	
		25	25	5.01	<13	PASS	
		50	0	4.16	<13	PASS	

Any report having not been signed by authorized approver, or having been altered without authorization, or having not been stamped by the "Dedicated Testing/Inspection Stamp" is deemed to be invalid. Copying or excerpting portion of, or altering the content of the report is not permitted without the written authorization of AGC. The test results presented in the report apply only to the tested sample. Any objections to report issued by AGC should be submitted to AGC within 15 days after the issuance of the test report. Further enquiry of validity or verification of the test report should be addressed to AGC by agc@agc-cert.com.



LTE Band 7
Channel Bandwidth: 5 MHz

Channel Bandwidth: 5 MHz						
Modulation	Channel	RB Configuration		Peak-to-Average Ratio [dB]	Limit [dB]	Verdict
		Size	Offset			
QPSK	LCH	1	0	1.83	<13	PASS
		1	12	2.32	<13	PASS
		1	24	2.5	<13	PASS
		12	0	2.45	<13	PASS
		12	6	2.46	<13	PASS
		12	13	2.79	<13	PASS
		25	0	2.3	<13	PASS
	MCH	1	0	1.94	<13	PASS
		1	12	2.22	<13	PASS
		1	24	2.55	<13	PASS
		12	0	2.54	<13	PASS
		12	6	2.47	<13	PASS
		12	13	2.48	<13	PASS
		25	0	2.5	<13	PASS
	HCH	1	0	2.83	<13	PASS
		1	12	2.11	<13	PASS
		1	24	1.77	<13	PASS
		12	0	3.5	<13	PASS
		12	6	3.5	<13	PASS
		12	13	3.02	<13	PASS
		25	0	3.33	<13	PASS
16QAM	LCH	1	0	2.55	<13	PASS
		1	12	2.57	<13	PASS
		1	24	2.98	<13	PASS
		12	0	3.34	<13	PASS
		12	6	3.2	<13	PASS
		12	13	3.44	<13	PASS
		25	0	3.65	<13	PASS
	MCH	1	0	2.89	<13	PASS
		1	12	2.71	<13	PASS
		1	24	2.77	<13	PASS
		12	0	3.53	<13	PASS
		12	6	3.53	<13	PASS
		12	13	3.51	<13	PASS

Any report having not been signed by authorized approver, or having been altered without authorization, or having not been stamped by the "Dedicated Testing/Inspection Stamp" is deemed to be invalid. Copying or excerpting portion of, or altering the content of the report is not permitted without the written authorization of AGC. The test results presented in the report apply only to the tested sample. Any objections to report issued by AGC should be submitted to AGC within 15 days after the issuance of the test report. Further enquiry of validity or verification of the test report should be addressed to AGC by agc@agc-cert.com.




	HCH	25	0	3.52	<13	PASS
		1	0	3.83	<13	PASS
		1	12	3.21	<13	PASS
		1	24	2.94	<13	PASS
		12	0	4.5	<13	PASS
		12	6	4.52	<13	PASS
		12	13	4.1	<13	PASS
		25	0	4.31	<13	PASS

Channel Bandwidth: 10 MHz

Channel Bandwidth: 10 MHz						
Modulation	Channel	RB Configuration		Peak-to-Average Ratio [dB]	Limit [dB]	Verdict
		Size	Offset			
QPSK	LCH	1	0	1.79	<13	PASS
		1	24	1.55	<13	PASS
		1	49	2.97	<13	PASS
		25	0	3.58	<13	PASS
		25	12	3.72	<13	PASS
		25	25	5.31	<13	PASS
		50	0	5.41	<13	PASS
	MCH	1	0	2.03	<13	PASS
		1	24	2.09	<13	PASS
		1	49	2.06	<13	PASS
		25	0	4.11	<13	PASS
		25	12	3.91	<13	PASS
		25	25	5.1	<13	PASS
		50	0	5.27	<13	PASS
	HCH	1	0	3.02	<13	PASS
		1	24	1.99	<13	PASS
		1	49	2.58	<13	PASS
		25	0	4.38	<13	PASS
		25	12	4.39	<13	PASS
		25	25	5.22	<13	PASS
		50	0	5.63	<13	PASS
16QAM	LCH	1	0	2.9	<13	PASS
		1	24	3.02	<13	PASS
		1	49	4.13	<13	PASS
		25	0	4.63	<13	PASS
		25	12	4.49	<13	PASS

Any report having not been signed by authorized approver, or having been altered without authorization, or having not been stamped by the "Dedicated Testing/Inspection Stamp" is deemed to be invalid. Copying or excerpting portion of, or altering the content of the report is not permitted without the written authorization of AGC. The test results presented in the report apply only to the tested sample. Any objections to report issued by AGC should be submitted to AGC within 15 days after the issuance of the test report. Further enquiry of validity or verification of the test report should be addressed to AGC by agc@agc-cert.com.




		25	25	6.09	<13	PASS
		50	0	6.95	<13	PASS
	MCH	1	0	3.24	<13	PASS
		1	24	3.09	<13	PASS
		1	49	3.14	<13	PASS
		25	0	5.12	<13	PASS
		25	12	4.65	<13	PASS
		25	25	5.77	<13	PASS
		50	0	6.51	<13	PASS
		HCH	1	0	4.44	<13
	1		24	3.55	<13	PASS
	1		49	3.46	<13	PASS
	25		0	5.31	<13	PASS
	25		12	5.3	<13	PASS
	25		25	6.28	<13	PASS
	50		0	6.55	<13	PASS

Channel Bandwidth: 15 MHz

Channel Bandwidth: 15 MHz						
Modulation	Channel	RB Configuration		Peak-to-Average Ratio [dB]	Limit [dB]	Verdict
		Size	Offset			
QPSK	LCH	1	0	3.25	<13	PASS
		1	37	2.68	<13	PASS
		1	74	2.15	<13	PASS
		37	0	6.81	<13	PASS
		37	18	6.94	<13	PASS
		37	38	6.95	<13	PASS
		75	0	6.98	<13	PASS
	MCH	1	0	3.63	<13	PASS
		1	37	2.05	<13	PASS
		1	74	2.49	<13	PASS
		37	0	6.61	<13	PASS
		37	18	6.57	<13	PASS
		37	38	6.6	<13	PASS
		75	0	6.53	<13	PASS
	HCH	1	0	2.56	<13	PASS
		1	37	3.09	<13	PASS
		1	74	4.14	<13	PASS
		37	0	6.97	<13	PASS

Any report having not been signed by authorized approver, or having been altered without authorization, or having not been stamped by the "Dedicated Testing/Inspection Stamp" is deemed to be invalid. Copying or excerpting portion of, or altering the content of the report is not permitted without the written authorization of AGC. The test results presented in the report apply only to the tested sample. Any objections to report issued by AGC should be submitted to AGC within 15 days after the issuance of the test report. Further enquiry of validity or verification of the test report should be addressed to AGC by agc@agc-cert.com.



		37	18	7.02	<13	PASS
		37	38	7.07	<13	PASS
		75	0	6.74	<13	PASS
16QAM	LCH	1	0	3.69	<13	PASS
		1	37	4.15	<13	PASS
		1	74	4.28	<13	PASS
		37	0	6.96	<13	PASS
		37	18	7.33	<13	PASS
		37	38	6.97	<13	PASS
		75	0	8.22	<13	PASS
		MCH	1	0	6.63	<13
	1		37	3.24	<13	PASS
	1		74	4.45	<13	PASS
	37		0	6.82	<13	PASS
	37		18	6.63	<13	PASS
	37		38	6.66	<13	PASS
	75		0	8.51	<13	PASS
	HCH		1	0	4.55	<13
		1	37	4.32	<13	PASS
		1	74	3.63	<13	PASS
		37	0	6.78	<13	PASS
		37	18	6.77	<13	PASS
		37	38	6.87	<13	PASS
		75	0	8.17	<13	PASS

Channel Bandwidth: 20 MHz

Channel Bandwidth: 20 MHz						
Modulation	Channel	RB Configuration		Peak-to-Average Ratio [dB]	Limit [dB]	Verdict
		Size	Offset			
QPSK	LCH	1	0	11.63	<13	PASS
		1	49	2.98	<13	PASS
		1	99	12.13	<13	PASS
		50	0	6.55	<13	PASS
		50	25	6.59	<13	PASS
		50	50	7.74	<13	PASS
		100	0	7.72	<13	PASS
	MCH	1	0	11.19	<13	PASS
		1	49	1.93	<13	PASS
		1	99	11.9	<13	PASS

Any report having not been signed by authorized approver, or having been altered without authorization, or having not been stamped by the "Dedicated Testing/Inspection Stamp" is deemed to be invalid. Copying or excerpting portion of, or altering the content of the report is not permitted without the written authorization of AGC. The test results presented in the report apply only to the tested sample. Any objections to report issued by AGC should be submitted to AGC within 15 days after the issuance of the test report. Further enquiry of validity or verification of the test report should be addressed to AGC by agc@agc-cert.com.



		50	0	6.28	<13	PASS	
		50	25	6.42	<13	PASS	
		50	50	7.56	<13	PASS	
		100	0	7.9	<13	PASS	
	HCH	1	0	11.84	<13	PASS	
		1	49	3.37	<13	PASS	
		1	99	11.78	<13	PASS	
		50	0	6.67	<13	PASS	
		50	25	6.8	<13	PASS	
		50	50	7.68	<13	PASS	
		100	0	7.55	<13	PASS	
	16QAM	LCH	1	0	10.95	<13	PASS
			1	49	4.00	<13	PASS
1			99	10.9	<13	PASS	
50			0	7.64	<13	PASS	
50			25	7.98	<13	PASS	
50			50	8.32	<13	PASS	
100			0	8.73	<13	PASS	
MCH		1	0	8.42	<13	PASS	
		1	49	3.3	<13	PASS	
		1	99	12.76	<13	PASS	
		50	0	7.44	<13	PASS	
		50	25	7.46	<13	PASS	
		50	50	8.06	<13	PASS	
		100	0	8.24	<13	PASS	
HCH		1	0	10.17	<13	PASS	
		1	49	4	<13	PASS	
		1	99	12.9	<13	PASS	
		50	0	7.8	<13	PASS	
		50	25	7.76	<13	PASS	
		50	50	8.37	<13	PASS	
		100	0	8.76	<13	PASS	

Any report having not been signed by authorized approver, or having been altered without authorization, or having not been stamped by the "Dedicated Testing/Inspection Stamp" is deemed to be invalid. Copying or excerpting portion of, or altering the content of the report is not permitted without the written authorization of AGC. The test results presented in the report apply only to the tested sample. Any objections to report issued by AGC should be submitted to AGC within 15days after the issuance of the test report. Further enquiry of validity or verification of the test report should be addressed to AGC by agc@agc-cert.com.



LTE BAND 12
Channel Bandwidth: 1.4 MHz

Channel Bandwidth: 1.4 MHz						
Modulation	Channel	RB Configuration		Peak-to-Average Ratio (dB)	Limit (dB)	Verdict
		Size	Offset			
QPSK	LCH	1	0	3.81	<13	PASS
		1	3	3.66	<13	PASS
		1	5	3.66	<13	PASS
		3	0	3.85	<13	PASS
		3	2	3.83	<13	PASS
		3	3	3.96	<13	PASS
		6	0	4.8	<13	PASS
	MCH	1	0	3.78	<13	PASS
		1	3	3.8	<13	PASS
		1	5	3.74	<13	PASS
		3	0	4.03	<13	PASS
		3	2	4.01	<13	PASS
		3	3	3.96	<13	PASS
		6	0	4.76	<13	PASS
	HCH	1	0	3.2	<13	PASS
		1	3	2.79	<13	PASS
		1	5	2.46	<13	PASS
		3	0	3.21	<13	PASS
		3	2	3.21	<13	PASS
		3	3	2.85	<13	PASS
		6	0	3.98	<13	PASS
16QAM	LCH	1	0	4.76	<13	PASS
		1	3	4.73	<13	PASS
		1	5	4.73	<13	PASS
		3	0	4.78	<13	PASS
		3	2	4.72	<13	PASS
		3	3	4.9	<13	PASS
		6	0	5.79	<13	PASS
	MCH	1	0	4.84	<13	PASS
		1	3	4.69	<13	PASS
		1	5	4.88	<13	PASS
		3	0	4.84	<13	PASS
		3	2	4.98	<13	PASS
		3	3	4.82	<13	PASS

Any report having not been signed by authorized approver, or having been altered without authorization, or having not been stamped by the "Dedicated Testing/Inspection Stamp" is deemed to be invalid. Copying or excerpting portion of, or altering the content of the report is not permitted without the written authorization of AGC. The test results presented in the report apply only to the tested sample. Any objections to report issued by AGC should be submitted to AGC within 15days after the issuance of the test report. Further enquiry of validity or verification of the test report should be addressed to AGC by agc@agc-cert.com.




	HCH	6	0	6.11	<13	PASS
		1	0	4.31	<13	PASS
		1	3	3.96	<13	PASS
		1	5	3.85	<13	PASS
		3	0	4.36	<13	PASS
		3	2	4.23	<13	PASS
		3	3	4.08	<13	PASS
		6	0	5.2	<13	PASS

Channel Bandwidth: 3 MHz

Channel Bandwidth: 3 MHz						
Modulation	Channel	RB Configuration		Peak-to-Average Ratio [dB]	Limit [dB]	Verdict
		Size	Offset			
QPSK	LCH	1	0	3.84	<13	PASS
		1	7	3.88	<13	PASS
		1	14	4.01	<13	PASS
		8	0	4.76	<13	PASS
		8	4	4.75	<13	PASS
		8	7	4.88	<13	PASS
		15	0	5.31	<13	PASS
	MCH	1	0	3.95	<13	PASS
		1	7	3.84	<13	PASS
		1	14	3.74	<13	PASS
		8	0	5.03	<13	PASS
		8	4	4.96	<13	PASS
		8	7	4.97	<13	PASS
		15	0	5.27	<13	PASS
	HCH	1	0	3.34	<13	PASS
		1	7	3.28	<13	PASS
		1	14	2.27	<13	PASS
		8	0	4.44	<13	PASS
		8	4	4.42	<13	PASS
		8	7	4.21	<13	PASS
		15	0	4.53	<13	PASS
16QAM	LCH	1	0	4.79	<13	PASS
		1	7	4.79	<13	PASS
		1	14	4.68	<13	PASS
		8	0	5.84	<13	PASS
		8	4	5.87	<13	PASS

Any report having not been signed by authorized approver, or having been altered without authorization, or having not been stamped by the "Dedicated Testing/Inspection Stamp" is deemed to be invalid. Copying or excerpting portion of, or altering the content of the report is not permitted without the written authorization of AGC. The test results presented in the report apply only to the tested sample. Any objections to report issued by AGC should be submitted to AGC within 15 days after the issuance of the test report. Further enquiry of validity or verification of the test report should be addressed to AGC by agc@agc-cert.com.



		8	7	6.07	<13	PASS
		15	0	6.11	<13	PASS
	MCH	1	0	4.72	<13	PASS
		1	7	4.59	<13	PASS
		1	14	4.6	<13	PASS
		8	0	5.92	<13	PASS
		8	4	5.88	<13	PASS
		8	7	5.78	<13	PASS
		15	0	6.13	<13	PASS
		HCH	1	0	4.6	<13
	1		7	4.26	<13	PASS
	1		14	3.9	<13	PASS
	8		0	5.44	<13	PASS
	8		4	5.3	<13	PASS
	8		7	5.18	<13	PASS
	15		0	5.54	<13	PASS

Channel Bandwidth: 5 MHz

Channel Bandwidth: 5 MHz						
Modulation	Channel	RB Configuration		Peak-to-Average Ratio [dB]	Limit [dB]	Verdict
		Size	Offset			
QPSK	LCH	1	0	3.94	<13	PASS
		1	12	4.01	<13	PASS
		1	24	4.15	<13	PASS
		12	0	5.04	<13	PASS
		12	6	5.05	<13	PASS
		12	13	5.27	<13	PASS
		25	0	5.72	<13	PASS
	MCH	1	0	4.12	<13	PASS
		1	12	3.84	<13	PASS
		1	24	3.94	<13	PASS
		12	0	5.19	<13	PASS
		12	6	5.12	<13	PASS
		12	13	5.1	<13	PASS
		25	0	5.74	<13	PASS
	HCH	1	0	3.52	<13	PASS
		1	12	3.17	<13	PASS
		1	24	2.75	<13	PASS
		12	0	4.68	<13	PASS

Any report having not been signed by authorized approver, or having been altered without authorization, or having not been stamped by the "Dedicated Testing/Inspection Stamp" is deemed to be invalid. Copying or excerpting portion of, or altering the content of the report is not permitted without the written authorization of AGC. The test results presented in the report apply only to the tested sample. Any objections to report issued by AGC should be submitted to AGC within 15 days after the issuance of the test report. Further enquiry of validity or verification of the test report should be addressed to AGC by agc@agc-cert.com.



		12	6	4.9	<13	PASS
		12	13	4.54	<13	PASS
		25	0	5.3	<13	PASS
16QAM	LCH	1	0	4.8	<13	PASS
		1	12	4.75	<13	PASS
		1	24	4.77	<13	PASS
		12	0	6.18	<13	PASS
		12	6	5.91	<13	PASS
		12	13	6.39	<13	PASS
		25	0	6.61	<13	PASS
		MCH	1	0	4.58	<13
	1		12	4.68	<13	PASS
	1		24	4.47	<13	PASS
	12		0	6.22	<13	PASS
	12		6	6.11	<13	PASS
	12		13	6.27	<13	PASS
	25		0	6.53	<13	PASS
	HCH		1	0	4.47	<13
		1	12	4.07	<13	PASS
		1	24	3.84	<13	PASS
		12	0	5.73	<13	PASS
		12	6	5.76	<13	PASS
		12	13	5.63	<13	PASS
		25	0	6.35	<13	PASS

Channel Bandwidth: 10 MHz

Channel Bandwidth: 10 MHz						
Modulation	Channel	RB Configuration		Peak-to-Average Ratio [dB]	Limit [dB]	Verdict
		Size	Offset			
QPSK	LCH	1	0	3.28	<13	PASS
		1	24	4.75	<13	PASS
		1	49	2.99	<13	PASS
		25	0	3.58	<13	PASS
		25	12	4.24	<13	PASS
		25	25	2.17	<13	PASS
		50	0	2.09	<13	PASS
	MCH	1	0	5.41	<13	PASS
		1	24	5.15	<13	PASS
		1	49	3.01	<13	PASS

Any report having not been signed by authorized approver, or having been altered without authorization, or having not been stamped by the "Dedicated Testing/Inspection Stamp" is deemed to be invalid. Copying or excerpting portion of, or altering the content of the report is not permitted without the written authorization of AGC. The test results presented in the report apply only to the tested sample. Any objections to report issued by AGC should be submitted to AGC within 15 days after the issuance of the test report. Further enquiry of validity or verification of the test report should be addressed to AGC by agc@agc-cert.com.



		25	0	5.29	<13	PASS	
		25	12	3.24	<13	PASS	
		25	25	5.70	<13	PASS	
		50	0	2.81	<13	PASS	
	HCH	1	0	4.16	<13	PASS	
		1	24	4.42	<13	PASS	
		1	49	4.30	<13	PASS	
		25	0	3.27	<13	PASS	
		25	12	4.14	<13	PASS	
		25	25	2.03	<13	PASS	
		50	0	4.93	<13	PASS	
	16QAM	LCH	1	0	2.31	<13	PASS
			1	24	4.96	<13	PASS
1			49	5.70	<13	PASS	
25			0	5.02	<13	PASS	
25			12	4.34	<13	PASS	
25			25	4.81	<13	PASS	
50			0	4.29	<13	PASS	
MCH			1	0	3.70	<13	PASS
		1	24	3.61	<13	PASS	
		1	49	2.74	<13	PASS	
		25	0	5.50	<13	PASS	
		25	12	5.97	<13	PASS	
		25	25	4.43	<13	PASS	
		50	0	4.09	<13	PASS	
		HCH	1	0	1.72	<13	PASS
1			24	1.92	<13	PASS	
1			49	2.88	<13	PASS	
25			0	5.73	<13	PASS	
25			12	2.62	<13	PASS	
25			25	3.65	<13	PASS	
50			0	5.09	<13	PASS	

Any report having not been signed by authorized approver, or having been altered without authorization, or having not been stamped by the "Dedicated Testing/Inspection Stamp" is deemed to be invalid. Copying or excerpting portion of, or altering the content of the report is not permitted without the written authorization of AGC. The test results presented in the report apply only to the tested sample. Any objections to report issued by AGC should be submitted to AGC within 15 days after the issuance of the test report. Further enquiry of validity or verification of the test report should be addressed to AGC by agc@agc-cert.com.



LTE BAND 13
Channel Bandwidth: 5 MHz

Channel Bandwidth: 5 MHz						
Modulation	Channel	RB Configuration		Peak-to-Average Ratio [dB]	Limit [dB]	Verdict
		Size	Offset			
QPSK	LCH	1	0	3.75	<13	PASS
		1	12	3.85	<13	PASS
		1	24	3.79	<13	PASS
		12	0	4.9	<13	PASS
		12	6	5.05	<13	PASS
		12	13	4.9	<13	PASS
		25	0	5.51	<13	PASS
	MCH	1	0	3.68	<13	PASS
		1	12	3.76	<13	PASS
		1	24	3.9	<13	PASS
		12	0	4.71	<13	PASS
		12	6	4.68	<13	PASS
		12	13	4.98	<13	PASS
		25	0	5.46	<13	PASS
	HCH	1	0	3.98	<13	PASS
		1	12	3.92	<13	PASS
		1	24	3.98	<13	PASS
		12	0	4.91	<13	PASS
		12	6	5.05	<13	PASS
		12	13	5.07	<13	PASS
		25	0	5.53	<13	PASS
16QAM	LCH	1	0	4.81	<13	PASS
		1	12	4.45	<13	PASS
		1	24	4.68	<13	PASS
		12	0	5.88	<13	PASS
		12	6	5.93	<13	PASS
		12	13	5.73	<13	PASS
		25	0	6.46	<13	PASS
	MCH	1	0	4.64	<13	PASS
		1	12	4.4	<13	PASS
		1	24	4.52	<13	PASS
		12	0	5.82	<13	PASS
		12	6	5.76	<13	PASS
		12	13	5.88	<13	PASS

Any report having not been signed by authorized approver, or having been altered without authorization, or having not been stamped by the "Dedicated Testing/Inspection Stamp" is deemed to be invalid. Copying or excerpting portion of, or altering the content of the report is not permitted without the written authorization of AGC. The test results presented in the report apply only to the tested sample. Any objections to report issued by AGC should be submitted to AGC within 15 days after the issuance of the test report. Further enquiry of validity or verification of the test report should be addressed to AGC by agc@agc-cert.com.



	HCH	25	0	6.46	<13	PASS
		1	0	4.6	<13	PASS
		1	12	4.68	<13	PASS
		1	24	4.73	<13	PASS
		12	0	5.86	<13	PASS
		12	6	6.09	<13	PASS
		12	13	6.1	<13	PASS
		25	0	6.36	<13	PASS

Channel Bandwidth: 10 MHz

Channel Bandwidth: 10 MHz						
Modulation	Channel	RB Configuration		Peak-to-Average Ratio [dB]	Limit [dB]	Verdict
		Size	Offset			
QPSK	LCH	1	0	4.13	<13	PASS
		1	24	2.38	<13	PASS
		1	49	3.06	<13	PASS
		25	0	2.27	<13	PASS
		25	12	1.46	<13	PASS
		25	25	1.07	<13	PASS
		50	0	3.93	<13	PASS
	MCH	1	0	3.93	<13	PASS
		1	24	4.26	<13	PASS
		1	49	2.68	<13	PASS
		25	0	3.00	<13	PASS
		25	12	4.97	<13	PASS
		25	25	5.93	<13	PASS
		50	0	6.60	<13	PASS
	HCH	1	0	3.55	<13	PASS
		1	24	5.78	<13	PASS
		1	49	5.73	<13	PASS
		25	0	3.40	<13	PASS
		25	12	3.15	<13	PASS
		25	25	3.30	<13	PASS
		50	0	2.54	<13	PASS
16QAM	LCH	1	0	3.22	<13	PASS
		1	24	6.83	<13	PASS
		1	49	6.76	<13	PASS
		25	0	6.70	<13	PASS
		25	12	7.14	<13	PASS

Any report having not been signed by authorized approver, or having been altered without authorization, or having not been stamped by the "Dedicated Testing/Inspection Stamp" is deemed to be invalid. Copying or excerpting portion of, or altering the content of the report is not permitted without the written authorization of AGC. The test results presented in the report apply only to the tested sample. Any objections to report issued by AGC should be submitted to AGC within 15 days after the issuance of the test report. Further enquiry of validity or verification of the test report should be addressed to AGC by agc@agc-cert.com.



		25	25	7.03	<13	PASS
		50	0	6.82	<13	PASS
	MCH	1	0	3.11	<13	PASS
		1	24	5.84	<13	PASS
		1	49	3.25	<13	PASS
		25	0	3.38	<13	PASS
		25	12	3.34	<13	PASS
		25	25	3.36	<13	PASS
		50	0	5.62	<13	PASS
		HCH	1	0	3.11	<13
	1		24	3.71	<13	PASS
	1		49	5.72	<13	PASS
	25		0	4.27	<13	PASS
	25		12	3.99	<13	PASS
	25		25	4.65	<13	PASS
	50		0	3.78	<13	PASS

Any report having not been signed by authorized approver, or having been altered without authorization, or having not been stamped by the "Dedicated Testing/Inspection Stamp" is deemed to be invalid. Copying or excerpting portion of, or altering the content of the report is not permitted without the written authorization of AGC. The test results presented in the report apply only to the tested sample. Any objections to report issued by AGC should be submitted to AGC within 15 days after the issuance of the test report. Further enquiry of validity or verification of the test report should be addressed to AGC by agc@agc-cert.com.



LTE BAND 17
Channel Bandwidth: 5 MHz

Channel Bandwidth: 5 MHz						
Modulation	Channel	RB Configuration		Peak-to-Average Ratio [dB]	Limit [dB]	Verdict
		Size	Offset			
QPSK	LCH	1	0	4.4	<13	PASS
		1	12	4.07	<13	PASS
		1	24	4.17	<13	PASS
		12	0	5.16	<13	PASS
		12	6	5.21	<13	PASS
		12	13	5.21	<13	PASS
		25	0	5.88	<13	PASS
	MCH	1	0	4.25	<13	PASS
		1	12	3.7	<13	PASS
		1	24	3.7	<13	PASS
		12	0	5.01	<13	PASS
		12	6	5.07	<13	PASS
		12	13	5.03	<13	PASS
		25	0	5.61	<13	PASS
	HCH	1	0	3.73	<13	PASS
		1	12	3.27	<13	PASS
		1	24	3.01	<13	PASS
		12	0	4.92	<13	PASS
		12	6	4.81	<13	PASS
		12	13	4.71	<13	PASS
		25	0	5.34	<13	PASS
16QAM	LCH	1	0	5.04	<13	PASS
		1	12	4.93	<13	PASS
		1	24	4.85	<13	PASS
		12	0	6.17	<13	PASS
		12	6	6.22	<13	PASS
		12	13	6.28	<13	PASS
		25	0	6.75	<13	PASS
	MCH	1	0	4.82	<13	PASS
		1	12	4.44	<13	PASS
		1	24	4.6	<13	PASS
		12	0	6.07	<13	PASS
		12	6	6.15	<13	PASS
		12	13	5.94	<13	PASS

Any report having not been signed by authorized approver, or having been altered without authorization, or having not been stamped by the "Dedicated Testing/Inspection Stamp" is deemed to be invalid. Copying or excerpting portion of, or altering the content of the report is not permitted without the written authorization of AGC. The test results presented in the report apply only to the tested sample. Any objections to report issued by AGC should be submitted to AGC within 15 days after the issuance of the test report. Further enquiry of validity or verification of the test report should be addressed to AGC by agc@agc-cert.com.



		25	0	6.6	<13	PASS
	HCH	1	0	4.54	<13	PASS
		1	12	4.17	<13	PASS
		1	24	4.02	<13	PASS
		12	0	5.8	<13	PASS
		12	6	5.81	<13	PASS
		12	13	5.73	<13	PASS
		25	0	6.33	<13	PASS

Channel Bandwidth: 10 MHz

Channel Bandwidth: 10 MHz						
Modulation	Channel	RB Configuration		Peak-to-Average Ratio [dB]	Limit [dB]	Verdict
		Size	Offset			
QPSK	LCH	1	0	2.73	<13	PASS
		1	24	3.86	<13	PASS
		1	49	3.72	<13	PASS
		25	0	3.68	<13	PASS
		25	12	4.82	<13	PASS
		25	25	3.04	<13	PASS
		50	0	3.12	<13	PASS
	MCH	1	0	3.87	<13	PASS
		1	24	5.68	<13	PASS
		1	49	5.29	<13	PASS
		25	0	4.18	<13	PASS
		25	12	3.61	<13	PASS
		25	25	2.12	<13	PASS
		50	0	3.24	<13	PASS
	HCH	1	0	3.99	<13	PASS
		1	24	3.43	<13	PASS
		1	49	5.14	<13	PASS
		25	0	3.49	<13	PASS
		25	12	6.43	<13	PASS
		25	25	3.38	<13	PASS
		50	0	3.25	<13	PASS
16QAM	LCH	1	0	5.42	<13	PASS
		1	24	6.41	<13	PASS
		1	49	5.76	<13	PASS
		25	0	5.67	<13	PASS
		25	12	4.33	<13	PASS

Any report having not been signed by authorized approver, or having been altered without authorization, or having not been stamped by the "Dedicated Testing/Inspection Stamp" is deemed to be invalid. Copying or excerpting portion of, or altering the content of the report is not permitted without the written authorization of AGC. The test results presented in the report apply only to the tested sample. Any objections to report issued by AGC should be submitted to AGC within 15 days after the issuance of the test report. Further enquiry of validity or verification of the test report should be addressed to AGC by agc@agc-cert.com.



		25	25	5.15	<13	PASS
		50	0	3.78	<13	PASS
	MCH	1	0	4.22	<13	PASS
		1	24	3.16	<13	PASS
		1	49	3.37	<13	PASS
		25	0	4.63	<13	PASS
		25	12	4.01	<13	PASS
		25	25	4.01	<13	PASS
		50	0	3.74	<13	PASS
		HCH	1	0	3.18	<13
	1		24	3.95	<13	PASS
	1		49	3.50	<13	PASS
	25		0	4.75	<13	PASS
	25		12	2.40	<13	PASS
	25		25	3.30	<13	PASS
	50		0	4.43	<13	PASS

Any report having not been signed by authorized approver, or having been altered without authorization, or having not been stamped by the "Dedicated Testing/Inspection Stamp" is deemed to be invalid. Copying or excerpting portion of, or altering the content of the report is not permitted without the written authorization of AGC. The test results presented in the report apply only to the tested sample. Any objections to report issued by AGC should be submitted to AGC within 15 days after the issuance of the test report. Further enquiry of validity or verification of the test report should be addressed to AGC by agc@agc-cert.com.



7. SPURIOUS EMISSION

7.1 CONDUCTED SPURIOUS EMISSION

7.1.1 MEASUREMENT METHOD

The level of the carrier and the various conducted spurious and harmonic frequencies is measured by means of a calibrated spectrum analyzer. The spectrum is scanned from the lowest frequency generated in the equipment up to a frequency including its 10th harmonic. All out of band emissions are measured with a spectrum analyzer connected to the antenna terminal of the EUT while the EUT is operating at its maximum duty cycle, at maximum power, and at the appropriate frequencies. All data rates were investigated to determine the worst case configuration. All modes of operation were investigated and the worst case configuration results are reported in this section.

The minimum permissible attenuation level of any spurious emission is $43 + \log_{10}(P[\text{Watts}])$, where P is the transmitter power in Watts.

For FCC rules §27.53(m)

- (i) $40 + 10 \log_{10} p$ from the channel edges to 5 MHz away
- (ii) $43 + 10 \log_{10} p$ between 5 MHz and X MHz from the channel edges, and
- (iii) $55 + 10 \log_{10} p$ at X MHz and beyond from the channel edges

Test Procedure Used

KDB 971168 D01v03 – Section 6.0

Test Settings

1. Start frequency was set to 30MHz and stop frequency was set to at least $10 \times$ the fundamental frequency (separated into at least two plots per channel)
2. Detector = RMS
3. Trace mode = max hold
4. Sweep time = auto couple
5. The trace was allowed to stabilize
6. Please see test notes below for RBW and VBW settings

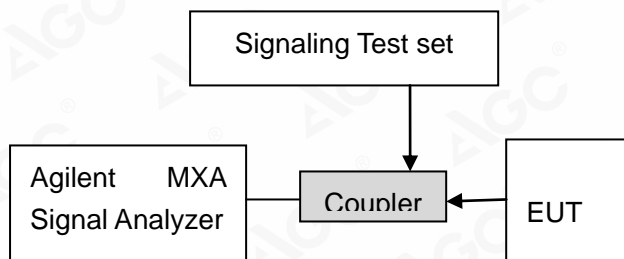
Any report having not been signed by authorized approver, or having been altered without authorization, or having not been stamped by the "Dedicated Testing/Inspection Stamp" is deemed to be invalid. Copying or excerpting portion of, or altering the content of the report is not permitted without the written authorization of AGC. The test results presented in the report apply only to the tested sample. Any objections to report issued by AGC should be submitted to AGC within 15 days after the issuance of the test report. Further enquiry of validity or verification of the test report should be addressed to AGC by agc@agc-cert.com.

Attestation of Global Compliance(Shenzhen)Co., Ltd
Attestation of Global Compliance(Shenzhen)Std & Tech Co., Ltd
Tel: +86-755 2523 4088 E-mail: agc@agc-cert.com Web: <http://cn.agc-cert.com/>



Test Setup

The EUT and measurement equipment were set up as shown in the diagram below.



Test Instrument & Measurement Setup

shall be attenuated below the transmitter power (P, in Watts) by at least $43+10\log(P)$ dB. For all power levels +30 dBm to 0 dBm, this becomes a constant specification limit of -13 dBm.

Any report having not been signed by authorized approver, or having been altered without authorization, or having not been stamped by the "Dedicated Testing/Inspection Stamp" is deemed to be invalid. Copying or excerpting portion of, or altering the content of the report is not permitted without the written authorization of AGC. The test results presented in the report apply only to the tested sample. Any objections to report issued by AGC should be submitted to AGC within 15 days after the issuance of the test report. Further enquiry of validity or verification of the test report should be addressed to AGC by agc@agc-cert.com.

Attestation of Global Compliance(Shenzhen)Co., Ltd
Attestation of Global Compliance(Shenzhen)Std & Tech Co., Ltd
Tel: +86-755 2523 4088 E-mail: agc@agc-cert.com Web: <http://cn.agc-cert.com/>



Test Note

Compliance with the applicable limits is based on the use of measurement instrumentation employing a resolution bandwidth of 100 kHz or greater for frequencies less than 1 GHz and 1 MHz or greater for frequencies greater than 1 GHz. However, in the 1 MHz bands immediately outside and adjacent to the frequency block a resolution bandwidth of at least one percent of the emission bandwidth of the fundamental emission of the transmitter may be employed. The emission bandwidth is defined as the width of the signal between two points, one below the carrier center frequency and one above the carrier center frequency, outside of which all emission are attenuated at least 26 dB below the transmitter power.

7.1.2 MEASUREMENT RESULT

PLEASE REFER TO: APPENDIX A TEST PLOTS FOR CONDUCTED SPURIOUS EMISSION

Note: 1. No emission found in standby or receive mode, no recording in this report.

Any report having not been signed by authorized approver, or having been altered without authorization, or having not been stamped by the "Dedicated Testing/Inspection Stamp" is deemed to be invalid. Copying or excerpting portion of, or altering the content of the report is not permitted without the written authorization of AGC. The test results presented in the report apply only to the tested sample. Any objections to report issued by AGC should be submitted to AGC within 15 days after the issuance of the test report. Further enquiry of validity or verification of the test report should be addressed to AGC by agc@agc-cert.com.

Attestation of Global Compliance(Shenzhen)Co., Ltd
Attestation of Global Compliance(Shenzhen)Std & Tech Co., Ltd
Tel: +86-755 2523 4088 E-mail: agc@agc-cert.com Web: <http://cn.agc-cert.com/>



7.2 RADIATED SPURIOUS EMISSION

7.2.1. MEASUREMENT PROCEDURE

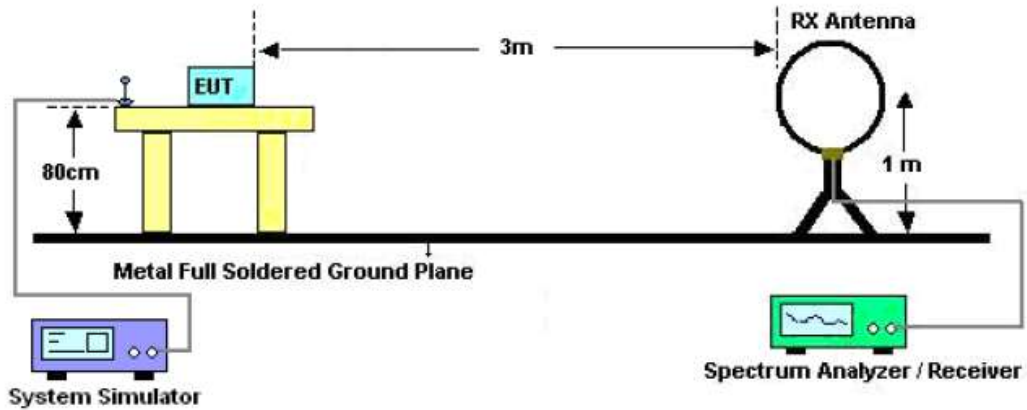
1. The EUT was placed on the top of the turntable 0.8 or 1.5 meter above ground. The phase center of the receiving antenna mounted on the top of a height-variable antenna tower was placed 3 meters far away from the turntable.
2. Power on the EUT and all the supporting units. The turntable was rotated by 360 degrees to determine the position of the highest radiation.
3. The height of the broadband receiving antenna was varied between one meter and four meters above ground to find the maximum emissions field strength of both horizontal and vertical polarization.
4. For each suspected emissions, the antenna tower was scan (from 1 M to 4 M) and then the turntable was rotated (from 0 degree to 360 degrees) to find the maximum reading.
5. Set the test-receiver system to Peak or CISPR quasi-peak Detect Function with specified bandwidth under Maximum Hold Mode.
6. For emissions above 1GHz, use 1MHz VBW and RBW for peak reading. Then 1MHz RBW and 10Hz VBW for average reading in spectrum analyzer. Place the measurement antenna away from each area of the EUT determined to be a source of emissions at the specified measurement distance, while keeping the measurement antenna aimed at the source of emissions at each frequency of significant emissions, with polarization oriented for maximum response. The measurement antenna may have to be higher or lower than the EUT, depending on the radiation pattern of the emission and staying aimed at the emission source for receiving the maximum signal. The final measurement antenna elevation shall be that which maximizes the emissions. The measurement antenna elevation for maximum emissions shall be restricted to a range of heights of from 1 m to 4 m above the ground or reference ground plane.
7. When the radiated emissions limits are expressed in terms of the average value of the emissions, and pulsed operation is employed, the measurement field strength shall be determined by averaging over one complete pulse train, including blanking intervals, as long as the pulse train does not exceed 0.1 seconds. As an alternative (provided the transmitter operates for longer than 0.1 seconds) or in cases where the pulse train exceeds 0.1 seconds, the measured field strength shall be determined from the average absolute voltage during a 0.1 second interval during which the field strength is at its maximum values.
8. If the emissions level of the EUT in peak mode was 3 dB lower than the average limit specified, then testing will be stopped and peak values of EUT will be reported, otherwise, the emissions which do not have 3 dB margin will be repeated one by one using the quasi-peak method for below 1GHz.
9. For testing above 1GHz, the emissions level of the EUT in peak mode was lower than average limit (that means the emissions level in peak mode also complies with the limit in average mode), then testing will be stopped and peak values of EUT will be reported, otherwise, the emissions will be measured in average mode again and reported.
10. In case the emission is lower than 30MHz, loop antenna has to be used for measurement and the recorded data should be QP measured by receiver. High - Low scan is not required in this case.

Any report having not been signed by authorized approver, or having been altered without authorization, or having not been stamped by the "Dedicated Testing/Inspection Stamp" is deemed to be invalid. Copying or excerpting portion of, or altering the content of the report is not permitted without the written authorization of AGC. The test results presented in the report apply only to the tested sample. Any objections to report issued by AGC should be submitted to AGC within 15 days after the issuance of the test report. Further enquiry of validity or verification of the test report should be addressed to AGC by agc@agc-cert.com.

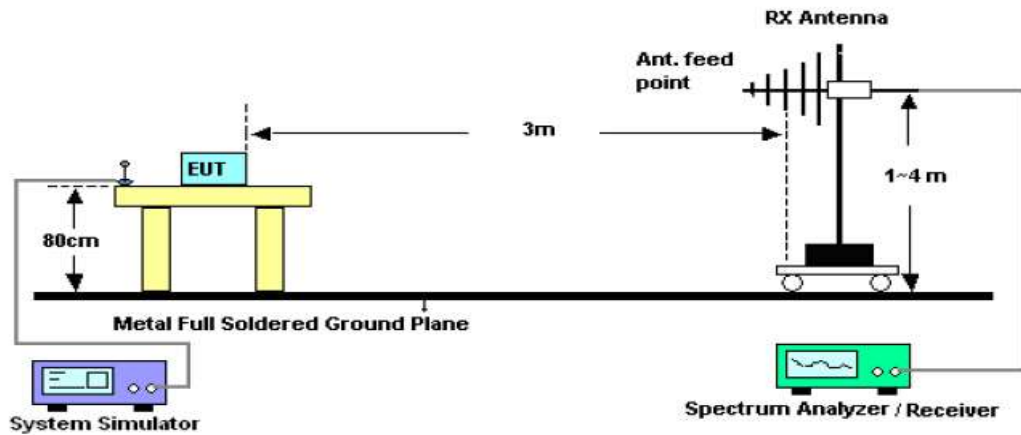


7.2.2. TEST SETUP

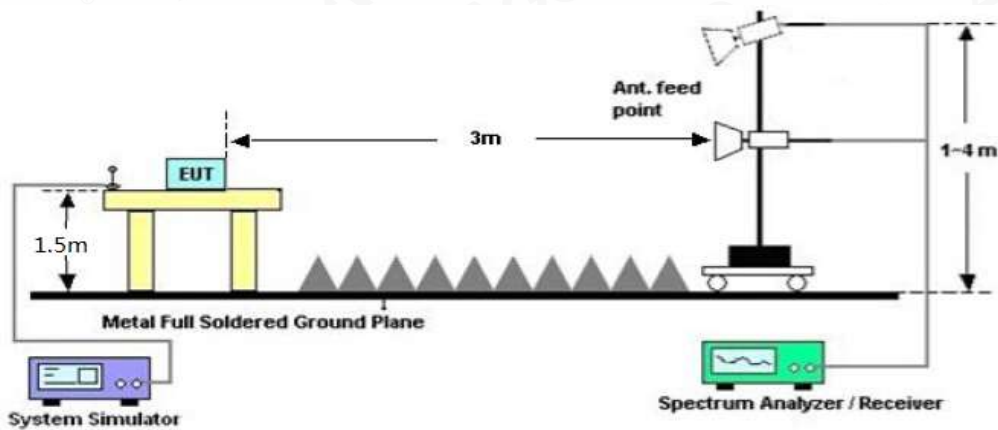
Radiated Emission Test-Setup Frequency Below 30MHz



RADIATED EMISSION TEST SETUP 30MHz-1000MHz



RADIATED EMISSION TEST SETUP ABOVE 1000MHz



Any report having not been signed by authorized approver, or having been altered without authorization, or having not been stamped by the "Dedicated Testing/Inspection Stamp" is deemed to be invalid. Copying or excerpting portion of, or altering the content of the report is not permitted without the written authorization of AGC. The test results presented in the report apply only to the tested sample. Any objections to report issued by AGC should be submitted to AGC within 15 days after the issuance of the test report. Further enquiry of validity or verification of the test report should be addressed to AGC by agc@agc-cert.com.



7.2.3 PROVISIONS APPLICABLE

(a) On any frequency outside a licensee's frequency block (e.g. A, D, B, etc.) within the USPCS spectrum, the power of any emission shall be attenuated below the transmitter power (P, in Watts) by at least $43+10\log(P)$ dB. The specification that emissions shall be attenuated below the transmitter power (P) by at least $43 + 10 \log (P)$ dB, translates in the relevant power range (1 to 0.001 W) to -13 dBm. At 1 W the specified minimum attenuation becomes 43 dB and relative to a 30 dBm (1 W) carrier becomes a limit of -13 dBm. At 0.001 W (0 dBm) the minimum attenuation is 13 dB, which again yields a limit of -13 dBm. In this way a translation of the specification from relative to absolute terms is carried out.

Note: Only record the worst condition of each test mode:

Any report having not been signed by authorized approver, or having been altered without authorization, or having not been stamped by the "Dedicated Testing/Inspection Stamp" is deemed to be invalid. Copying or excerpting portion of, or altering the content of the report is not permitted without the written authorization of AGC. The test results presented in the report apply only to the tested sample. Any objections to report issued by AGC should be submitted to AGC within 15 days after the issuance of the test report. Further enquiry of validity or verification of the test report should be addressed to AGC by agc@agc-cert.com.

Attestation of Global Compliance(Shenzhen)Co., Ltd
Attestation of Global Compliance(Shenzhen)Std & Tech Co., Ltd
Tel: +86-755 2523 4088 E-mail: agc@agc-cert.com Web: <http://cn.agc-cert.com/>



7.2.4 MEASUREMENT RESULT

LTE Band 2 Low channel

Frequency (MHz)	Polarity (H/V)	Emission Level (dBm)	Limit (dBm)	Margin (dB)
3720	V	-37.13	-13	-24.13
795.4	V	-43.88	-13	-30.88
695.7	V	-46.52	-13	-33.52
3720	H	-38.29	-13	-25.29
592.4	H	-44.88	-13	-31.88
475.6	H	-47.70	-13	-34.70

Middle channel

Frequency (MHz)	Polarity (H/V)	Emission Level (dBm)	Limit (dBm)	Margin (dB)
3760	V	-39.52	-13	-26.52
523.5	V	-45.07	-13	-32.07
471.1	V	-45.92	-13	-32.92
3760	H	-38.87	-13	-25.87
695.5	H	-44.28	-13	-31.28
511.7	H	-47.96	-13	-34.96

High channel

Frequency (MHz)	Polarity (H/V)	Emission Level (dBm)	Limit (dBm)	Margin (dB)
3800	V	-38.43	-13	-25.43
552.3	V	-45.62	-13	-32.62
485.7	V	-45.87	-13	-32.87
3800	H	-38.66	-13	-25.66
596.6	H	-44.21	-13	-31.21
487.3	H	-45.79	-13	-32.79

Any report having not been signed by authorized approver, or having been altered without authorization, or having not been stamped by the "Dedicated Testing/Inspection Stamp" is deemed to be invalid. Copying or excerpting portion of, or altering the content of the report is not permitted without the written authorization of AGC. The test results presented in the report apply only to the tested sample. Any objections to report issued by AGC should be submitted to AGC within 15 days after the issuance of the test report. Further enquiry of validity or verification of the test report should be addressed to AGC by agc@agc-cert.com.



**LTE Band 4
Low channel**

Frequency (MHz)	Polarity (H/V)	Emission Level (dBm)	Limit (dBm)	Margin (dB)
3440	V	-36.99	-13	-23.99
812.2	V	-43.38	-13	-30.38
669.5	V	-44.39	-13	-31.39
3440	H	-37.06	-13	-24.06
785.7	H	-43.37	-13	-30.37
669.8	H	-43.45	-13	-30.45

Middle channel

Frequency (MHz)	Polarity (H/V)	Emission Level (dBm)	Limit (dBm)	Margin (dB)
3465	V	-36.87	-13	-23.87
569.5	V	-43.83	-13	-30.83
496.3	V	-44.99	-13	-31.99
3465	H	-37.08	-13	-24.08
694.5	H	-42.42	-13	-29.42
552.1	H	-44.43	-13	-31.43

High channel

Frequency (MHz)	Polarity (H/V)	Emission Level (dBm)	Limit (dBm)	Margin (dB)
3490	V	-37.39	-13	-24.39
745.6	V	-45.13	-13	-32.13
569.5	V	-45.45	-13	-32.45
3490	H	-36.79	-13	-23.79
774.1	H	-43.38	-13	-30.38
512.2	H	-44.10	-13	-31.10

Any report having not been signed by authorized approver, or having been altered without authorization, or having not been stamped by the "Dedicated Testing/Inspection Stamp" is deemed to be invalid. Copying or excerpting portion of, or altering the content of the report is not permitted without the written authorization of AGC. The test results presented in the report apply only to the tested sample. Any objections to report issued by AGC should be submitted to AGC within 15 days after the issuance of the test report. Further enquiry of validity or verification of the test report should be addressed to AGC by agc@agc-cert.com.



LTE Band 5
Low channel

Frequency (MHz)	Polarity (H/V)	Emission Level (dBm)	Limit (dBm)	Margin (dB)
1658	V	-38.88	-13	-25.88
583.7	V	-44.51	-13	-31.51
496.8	V	-44.27	-13	-31.27
1658	H	-38.48	-13	-25.48
669.7	H	-43.25	-13	-30.25
497.3	H	-41.83	-13	-28.83

Middle channel

Frequency (MHz)	Polarity (H/V)	Emission Level (dBm)	Limit (dBm)	Margin (dB)
1673	V	-39.35	-13	-26.35
558.3	V	-44.65	-13	-31.65
495.2	V	-43.95	-13	-30.95
1673	H	-39.00	-13	-26.00
587.4	H	-41.31	-13	-28.31
486.7	H	-44.56	-13	-31.56

High channel

Frequency (MHz)	Polarity (H/V)	Emission Level (dBm)	Limit (dBm)	Margin (dB)
1688	V	-38.51	-13	-25.51
569.8	V	-45.09	-13	-32.09
487.3	V	-43.23	-13	-30.23
1688	H	-39.68	-13	-26.68
774.5	H	-44.06	-13	-31.06
602.1	H	-44.52	-13	-31.52

Any report having not been signed by authorized approver, or having been altered without authorization, or having not been stamped by the "Dedicated Testing/Inspection Stamp" is deemed to be invalid. Copying or excerpting portion of, or altering the content of the report is not permitted without the written authorization of AGC. The test results presented in the report apply only to the tested sample. Any objections to report issued by AGC should be submitted to AGC within 15 days after the issuance of the test report. Further enquiry of validity or verification of the test report should be addressed to AGC by agc@agc-cert.com.



LTE Band 7
Low channel

Frequency (MHz)	Polarity (H/V)	Emission Level (dBm)	Limit (dBm)	Margin (dB)
5020	V	-41.05	-25	-16.05
758.7	V	-44.47	-25	-19.47
612.3	V	-46.89	-25	-21.89
5020	H	-38.51	-25	-13.51
771.5	H	-42.77	-25	-17.77
615.4	H	-45.19	-25	-20.19

Middle channel

Frequency (MHz)	Polarity (H/V)	Emission Level (dBm)	Limit (dBm)	Margin (dB)
5070	V	-39.53	-25	-14.53
854.3	V	-45.80	-25	-20.8
694.1	V	-47.08	-25	-22.08
5070	H	-39.85	-25	-14.85
585.3	H	-45.41	-25	-20.41
499.7	H	-46.21	-25	-21.21

High channel

Frequency (MHz)	Polarity (H/V)	Emission Level (dBm)	Limit (dBm)	Margin (dB)
5120	V	-39.17	-25	-14.17
586.3	V	-43.88	-25	-18.88
478.9	V	-47.27	-25	-22.27
5120	H	-38.92	-25	-13.92
774.5	H	-44.11	-25	-19.11
621.2	H	-47.05	-25	-22.05

Any report having not been signed by authorized approver, or having been altered without authorization, or having not been stamped by the "Dedicated Testing/Inspection Stamp" is deemed to be invalid. Copying or excerpting portion of, or altering the content of the report is not permitted without the written authorization of AGC. The test results presented in the report apply only to the tested sample. Any objections to report issued by AGC should be submitted to AGC within 15 days after the issuance of the test report. Further enquiry of validity or verification of the test report should be addressed to AGC by agc@agc-cert.com.



**LTE Band 12
Low channel**

Frequency (MHz)	Polarity (H/V)	Emission Level (dBm)	Limit (dBm)	Margin (dB)
1408	V	-39.87	-13	-26.87
785.4	V	-46.96	-13	-33.96
621.5	V	-46.04	-13	-33.04
1408	H	-40.10	-13	-27.10
596.8	H	-46.74	-13	-33.74
584.7	H	-46.89	-13	-33.89

Middle channel

Frequency (MHz)	Polarity (H/V)	Emission Level (dBm)	Limit (dBm)	Margin (dB)
1415	V	-42.17	-13	-29.17
585.7	V	-46.37	-13	-33.37
498.3	V	-48.85	-13	-35.85
1415	H	-41.67	-13	-28.67
524.8	H	-46.15	-13	-33.15
471.2	H	-47.65	-13	-34.65

High channel

Frequency (MHz)	Polarity (H/V)	Emission Level (dBm)	Limit (dBm)	Margin (dB)
1422	V	-43.05	-13	-30.05
869.1	V	-45.81	-13	-32.81
711.3	V	-46.98	-13	-33.98
1422	H	-42.09	-13	-29.09
771.5	H	-49.24	-13	-36.24
521.7	H	-47.88	-13	-34.88

Any report having not been signed by authorized approver, or having been altered without authorization, or having not been stamped by the "Dedicated Testing/Inspection Stamp" is deemed to be invalid. Copying or excerpting portion of, or altering the content of the report is not permitted without the written authorization of AGC. The test results presented in the report apply only to the tested sample. Any objections to report issued by AGC should be submitted to AGC within 15 days after the issuance of the test report. Further enquiry of validity or verification of the test report should be addressed to AGC by agc@agc-cert.com.



LTE Band 13

Middle channel

Frequency (MHz)	Polarity (H/V)	Emission Level (dBm)	Limit (dBm)	Margin (dB)
1564	V	-40.50	-13	-27.50
596.8	V	-44.52	-13	-31.52
458.3	V	-46.55	-13	-33.55
1564	H	-40.12	-13	-27.12
775.5	H	-44.69	-13	-31.69
669.4	H	-47.37	-13	-34.37

Any report having not been signed by authorized approver, or having been altered without authorization, or having not been stamped by the "Dedicated Testing/Inspection Stamp" is deemed to be invalid. Copying or excerpting portion of, or altering the content of the report is not permitted without the written authorization of AGC. The test results presented in the report apply only to the tested sample. Any objections to report issued by AGC should be submitted to AGC within 15 days after the issuance of the test report. Further enquiry of validity or verification of the test report should be addressed to AGC by agc@agc-cert.com.



**LTE Band 17
Low channel**

Frequency (MHz)	Polarity (H/V)	Emission Level (dBm)	Limit (dBm)	Margin (dB)
1418	V	-39.73	-13	-26.73
634.1	V	-44.61	-13	-31.61
512.3	V	-48.88	-13	-35.88
1418	H	-41.89	-13	-28.89
694.8	H	-48.49	-13	-35.49
782.7	H	-45.45	-13	-32.45

Middle channel

Frequency (MHz)	Polarity (H/V)	Emission Level (dBm)	Limit (dBm)	Margin (dB)
1420	V	-41.52	-13	-28.52
758.4	V	-47.38	-13	-34.38
693.5	V	-48.88	-13	-35.88
1420	H	-40.94	-13	-27.94
617.3	H	-45.23	-13	-32.23
497.4	H	-48.86	-13	-35.86

High channel

Frequency (MHz)	Polarity (H/V)	Emission Level (dBm)	Limit (dBm)	Margin (dB)
1422	V	-39.47	-13	-26.47
869.5	V	-44.71	-13	-31.71
779.1	V	-45.47	-13	-32.47
1422	H	-38.91	-13	-25.91
796.3	H	-45.65	-13	-32.65
694.4	H	-47.32	-13	-34.32

- Note:** 1. Margin = Emission Level -Limit
2. (30MHz-26GHz) Below 30MHz no Spurious found and above is the worst mode data

Any report having not been signed by authorized approver, or having been altered without authorization, or having not been stamped by the "Dedicated Testing/Inspection Stamp" is deemed to be invalid. Copying or excerpting portion of, or altering the content of the report is not permitted without the written authorization of AGC. The test results presented in the report apply only to the tested sample. Any objections to report issued by AGC should be submitted to AGC within 15days after the issuance of the test report. Further enquiry of validity or verification of the test report should be addressed to AGC by agc@agc-cert.com.



8. FREQUENCY STABILITY

8.1 MEASUREMENT METHOD

In order to measure the carrier frequency under the condition of AFC lock, it is necessary to make measurements with the EUT in a “call mode”. This is accomplished with the use of R&S CMW500 DIGITAL RADIO COMMUNICATION TESTER.

- 1 Measure the carrier frequency at room temperature.
- 2 Subject the EUT to overnight soak at -10°C. With the EUT, powered via nominal voltage, connected to the CMW500 and in a simulated call on channel 20175 for LTE band 4 measure the carrier frequency. These measurements should be made within 2 minutes of Powering up the EUT, to prevent significant self-warming.
- 3 Repeat the above measurements at 10°C increments from -10°C to +40°C. Allow at least 1 1/2 hours at each temperature, unpowered, before making measurements.
- 4 Re-measure carrier frequency at room temperature with nominal voltage. Vary supply voltage from minimum voltage to maximum voltage, in 0.1Volt increments re-measuring carrier frequency at each voltage. Pause at nominal voltage for 1 1/2 hours unpowered, to allow any self-heating to stabilize, before continuing.
- 5 Subject the EUT to overnight soak at +40°C.
- 6 With the EUT, powered via nominal voltage, connected to the CMW500 and in a simulated call on the centre channel, measure the carrier frequency. These measurements should be made within 2 minutes of Powering up the EUT, to prevent significant self-warming.
- 7 Repeat the above measurements at 10°C increments from +40°C to -10°C. Allow at least 1 1/2 hours at each temperature, unpowered, before making measurements.
- 8 At all temperature levels hold the temperature to +/- 0.5°C during the measurement procedure.

Any report having not been signed by authorized approver, or having been altered without authorization, or having not been stamped by the “Dedicated Testing/Inspection Stamp” is deemed to be invalid. Copying or excerpting portion of, or altering the content of the report is not permitted without the written authorization of AGC. The test results presented in the report apply only to the tested sample. Any objections to report issued by AGC should be submitted to AGC within 15days after the issuance of the test report. Further enquiry of validity or verification of the test report should be addressed to AGC by agc@agc-cert.com.



8.2 PROVISIONS APPLICABLE

8.2.1 For Hand carried battery powered equipment

Frequency stability testing is performed in accordance with the guidelines of ANSI/TIA-603-E-2016. The frequency stability of the transmitter is measured by:

- a.) Temperature: The temperature is varied from -10°C to +40°C in 10°C increments using an environmental chamber.
- b.) Primary Supply Voltage: The primary supply voltage is varied from 85% to 115% of the nominal value for non hand-carried battery and AC powered equipment. For hand-carried, battery-powered equipment, primary supply voltage is reduced to the battery operating end point which shall be specified by the manufacturer.

For Part 22, the frequency stability of the transmitter shall be maintained within $\pm 0.00025\%$ (± 2.5 ppm) of the center frequency. For Part 24 and Part 27, the frequency stability shall be sufficient to ensure that the fundamental emission stays within the authorized frequency block.

8.2.2 For equipment powered by primary supply voltage

1. The carrier frequency of the transmitter is measured at room temperature (20°C to provide a reference).
2. The equipment is turned on in a "standby" condition for fifteen minutes before applying power to the transmitter. Measurement of the carrier frequency of the transmitter is made within one minute after applying power to the transmitter.
3. Frequency measurements are made at 10°C intervals ranging from -10°C to +40°C. A period of at least one half-hour is provided to allow stabilization of the equipment at each temperature level.

Any report having not been signed by authorized approver, or having been altered without authorization, or having not been stamped by the "Dedicated Testing/Inspection Stamp" is deemed to be invalid. Copying or excerpting portion of, or altering the content of the report is not permitted without the written authorization of AGC. The test results presented in the report apply only to the tested sample. Any objections to report issued by AGC should be submitted to AGC within 15 days after the issuance of the test report. Further enquiry of validity or verification of the test report should be addressed to AGC by agc@agc-cert.com.



8.3 MEASUREMENT RESULT (WORST)

LTE Band 2

Middle Channel, $f_0 = 1880$ MHz			
Temperature (°C)	Power Supplied (VDC)	Frequency Error (Hz)	Frequency Error (ppm)
-10	3.85	-4.56	-0.002466
0		-10.31	-0.005573
10		-5.76	-0.003066
20		-10.44	-0.005555
30		-6.68	-0.003499
40		-9.73	-0.005095
25	4.40	-0.43	-0.000228
	3.27	-6.31	-0.003356

Note: Based on the results of the frequency stability test at the center channel the frequency deviation results measured are very small. As such it is determined that channels at the band edge would remain in-band when the maximum measured frequency deviation noted during the frequency stability tests is applied. The

LTE Band 4

Middle Channel, $f_0 = 1732.5$ MHz				
Temperature (°C)	Power Supplied (VDC)	Frequency Error (Hz)	Frequency Error (ppm)	Limit (ppm)
-10	3.85	-12.67	-0.007409	±2.5
0		-16.32	-0.009541	±2.5
10		-7.37	-0.004252	±2.5
20		4.75	0.002741	±2.5
30		-13.89	-0.007918	±2.5
40		-6.05	-0.003449	±2.5
50		-11.94	-0.006982	±2.5
55		3.95	0.002308	±2.5
25	4.40	-7.85	-0.004533	±2.5
	3.27	-2.10	-0.001214	±2.5

Any report having not been signed by authorized approver, or having been altered without authorization, or having not been stamped by the "Dedicated Testing/Inspection Stamp" is deemed to be invalid. Copying or excerpting portion of, or altering the content of the report is not permitted without the written authorization of AGC. The test results presented in the report apply only to the tested sample. Any objections to report issued by AGC should be submitted to AGC within 15 days after the issuance of the test report. Further enquiry of validity or verification of the test report should be addressed to AGC by agc@agc-cert.com.



LTE Band 5

Middle Channel, $f_0 = 836.5$ MHz				
Temperature (°C)	Power Supplied (VDC)	Frequency Error (Hz)	Frequency Error (ppm)	Limit (ppm)
-10	3.85	-4.86	-0.005898	± 2.5
0		-7.81	-0.009471	± 2.5
10		-7.12	-0.008516	± 2.5
20		-9.16	-0.010945	± 2.5
30		-4.65	-0.005481	± 2.5
40		-3.09	-0.003642	± 2.5
25	4.40	-3.96	-0.004805	± 2.5
	3.27	-4.42	-0.005360	± 2.5

LTE Band 7

Middle Channel, $f_0 = 2535$ MHz			
Temperature (°C)	Power Supplied (VDC)	Frequency Error (Hz)	Frequency Error (ppm)
-10	3.85	-9.90	-0.003956
0		-9.26	-0.003698
10		0.93	0.000367
20		-5.75	-0.002269
30		-3.85	-0.001499
40		-16.64	-0.006480
25	4.40	-45.16	-0.018046
	3.27	11.77	0.004705

Note: Based on the results of the frequency stability test at the center channel the frequency deviation results measured are very small. As such it is determined that channels at the band edge would remain in-band when the maximum measured frequency deviation noted during the frequency stability tests is applied. Therefore the device is determined to remain operating in band over the temperature and voltage range as tested.

Any report having not been signed by authorized approver, or having been altered without authorization, or having not been stamped by the "Dedicated Testing/Inspection Stamp" is deemed to be invalid. Copying or excerpting portion of, or altering the content of the report is not permitted without the written authorization of AGC. The test results presented in the report apply only to the tested sample. Any objections to report issued by AGC should be submitted to AGC within 15 days after the issuance of the test report. Further enquiry of validity or verification of the test report should be addressed to AGC by agc@agc-cert.com.



LTE Band 12

Middle Channel, $f_0 = 707.5$ MHz			
Temperature (°C)	Power Supplied (VDC)	Frequency Error (Hz)	Frequency Error (ppm)
-10	3.85	-8.34	-0.011919
0		-8.00	-0.011429
10		-4.43	-0.006268
20		-4.38	-0.006187
30		-7.45	-0.010419
40		-4.84	-0.006760
25	4.40	-2.89	-0.004130
	3.27	-10.36	-0.014802

Note: Based on the results of the frequency stability test at the center channel the frequency deviation results measured are very small. As such it is determined that channels at the band edge would remain in-band when the maximum measured frequency deviation noted during the frequency stability tests is applied. Therefore the device is determined to remain operating in band over the temperature and voltage range as tested.

LTE Band 13

Middle Channel, $f_0 = 782$ MHz			
Temperature (°C)	Power Supplied (VDC)	Frequency Error (Hz)	Frequency Error (ppm)
-10	3.85	-5.51	-0.007065
0		-5.59	-0.007175
10		-6.25	-0.007994
20		-2.19	-0.002799
30		-6.87	-0.008753
40		-6.55	-0.008351
25	4.40	-9.38	-0.012039
	3.27	-8.34	-0.010699

Any report having not been signed by authorized approver, or having been altered without authorization, or having not been stamped by the "Dedicated Testing/Inspection Stamp" is deemed to be invalid. Copying or excerpting portion of, or altering the content of the report is not permitted without the written authorization of AGC. The test results presented in the report apply only to the tested sample. Any objections to report issued by AGC should be submitted to AGC within 15 days after the issuance of the test report. Further enquiry of validity or verification of the test report should be addressed to AGC by agc@agc-cert.com.



LTE Band 17

Middle Channel, $f_0 = 710$ MHz			
Temperature (°C)	Power Supplied (VDC)	Frequency Error (Hz)	Frequency Error (ppm)
-10	3.85	-6.01	-0.008504
0		-8.25	-0.011683
10		-3.38	-0.004755
20		-0.79	-0.001108
30		-6.92	-0.009704
40		-6.22	-0.008721
25	4.40	-3.60	-0.005102
	3.27	-11.13	-0.015753

The EUT doesn't work below -10°C

Any report having not been signed by authorized approver, or having been altered without authorization, or having not been stamped by the "Dedicated Testing/Inspection Stamp" is deemed to be invalid. Copying or excerpting portion of, or altering the content of the report is not permitted without the written authorization of AGC. The test results presented in the report apply only to the tested sample. Any objections to report issued by AGC should be submitted to AGC within 15 days after the issuance of the test report. Further enquiry of validity or verification of the test report should be addressed to AGC by agc@agc-cert.com.



9. OCCUPIED BANDWIDTH

9.1 MEASUREMENT METHOD

The test set up and general procedure is similar to conducted peak output power test. Only different for setting the measurement configuration of the measuring instrument of Spectrum Analyzer.

9.2 PROVISIONS APPLICABLE

The emission bandwidth is defined as two points, one below the carrier center frequency and one above the carrier center frequency, outside of which all emissions are attenuated at least 26dB below the transmitter power

9.3 MEASUREMENT RESULT

The occupied bandwidth, that is the frequency bandwidth such that, below its lower and above its upper frequency limits, the mean powers radiated are each equal to 0.5 percent of the total mean power radiated by a given emission shall be measured. All modes of operation were investigated and the worst case configuration results are reported in this section.

Any report having not been signed by authorized approver, or having been altered without authorization, or having not been stamped by the "Dedicated Testing/Inspection Stamp" is deemed to be invalid. Copying or excerpting portion of, or altering the content of the report is not permitted without the written authorization of AGC. The test results presented in the report apply only to the tested sample. Any objections to report issued by AGC should be submitted to AGC within 15days after the issuance of the test report. Further enquiry of validity or verification of the test report should be addressed to AGC by agc@agc-cert.com.

Attestation of Global Compliance(Shenzhen)Co., Ltd
Attestation of Global Compliance(Shenzhen)Std & Tech Co., Ltd
Tel: +86-755 2523 4088 E-mail: agc@agc-cert.com Web: <http://cn.agc-cert.com/>



LTE Band 2

Channel Bandwidth: 1.4 MHz

Channel Bandwidth: 1.4 MHz					
Modulation	Channel	RB Configuration		Occupied Bandwidth(MHz)	Verdict
		Size	Offset		
QPSK	LCH	6	0	1.0789	PASS
	MCH	6	0	1.0759	PASS
	HCH	6	0	1.0786	PASS
16QAM	LCH	6	0	1.0765	PASS
	MCH	6	0	1.0768	PASS
	HCH	6	0	1.0781	PASS

Channel Bandwidth: 3 MHz

Channel Bandwidth: 3 MHz					
Modulation	Channel	RB Configuration		Occupied Bandwidth(MHz)	Verdict
		Size	Offset		
QPSK	LCH	15	0	2.6761	PASS
	MCH	15	0	2.6846	PASS
	HCH	15	0	2.6824	PASS
16QAM	LCH	15	0	2.6715	PASS
	MCH	15	0	2.6789	PASS
	HCH	15	0	2.6823	PASS

Channel Bandwidth: 5 MHz

Channel Bandwidth: 5 MHz					
Modulation	Channel	RB Configuration		Occupied Bandwidth(MHz)	Verdict
		Size	Offset		
QPSK	LCH	25	0	4.4738	PASS
	MCH	25	0	4.4732	PASS
	HCH	25	0	4.4845	PASS
16QAM	LCH	25	0	4.4765	PASS
	MCH	25	0	4.4814	PASS
	HCH	25	0	4.4740	PASS

Any report having not been signed by authorized approver, or having been altered without authorization, or having not been stamped by the "Dedicated Testing/Inspection Stamp" is deemed to be invalid. Copying or excerpting portion of, or altering the content of the report is not permitted without the written authorization of AGC. The test results presented in the report apply only to the tested sample. Any objections to report issued by AGC should be submitted to AGC within 15 days after the issuance of the test report. Further enquiry of validity or verification of the test report should be addressed to AGC by agc@agc-cert.com.



Channel Bandwidth: 10 MHz

Channel Bandwidth: 10 MHz					
Modulation	Channel	RB Configuration		Occupied Bandwidth (MHz)	Verdict
		Size	Offset		
QPSK	LCH	50	0	8.9332	PASS
	MCH	50	0	8.9417	PASS
	HCH	50	0	8.9418	PASS
16QAM	LCH	50	0	8.9347	PASS
	MCH	50	0	8.9400	PASS
	HCH	50	0	8.9405	PASS

Channel Bandwidth: 15 MHz

Channel Bandwidth: 15 MHz					
Modulation	Channel	RB Configuration		Occupied Bandwidth (MHz)	Verdict
		Size	Offset		
QPSK	LCH	75	0	13.407	PASS
	MCH	75	0	13.407	13.372
	HCH	75	0	13.400	PASS
16QAM	LCH	75	0	13.393	PASS
	MCH	75	0	13.405	PASS
	HCH	75	0	13.394	PASS

Channel Bandwidth: 20 MHz

Channel Bandwidth: 20 MHz					
Modulation	Channel	RB Configuration		Occupied Bandwidth (MHz)	Verdict
		Size	Offset		
QPSK	LCH	100	0	17.845	PASS
	MCH	100	0	17.870	PASS
	HCH	100	0	17.824	PASS
16QAM	LCH	100	0	17.843	PASS
	MCH	100	0	17.869	PASS
	HCH	100	0	17.852	PASS

Any report having not been signed by authorized approver, or having been altered without authorization, or having not been stamped by the "Dedicated Testing/Inspection Stamp" is deemed to be invalid. Copying or excerpting portion of, or altering the content of the report is not permitted without the written authorization of AGC. The test results presented in the report apply only to the tested sample. Any objections to report issued by AGC should be submitted to AGC within 15 days after the issuance of the test report. Further enquiry of validity or verification of the test report should be addressed to AGC by agc@agc-cert.com.



LTE Band 4

Channel Bandwidth: 1.4 MHz

Channel Bandwidth: 1.4 MHz					
Modulation	Channel	RB Configuration		Occupied Bandwidth(MHz)	Verdict
		Size	Offset		
QPSK	LCH	6	0	1.0762	PASS
	MCH	6	0	1.0786	PASS
	HCH	6	0	1.0771	PASS
16QAM	LCH	6	0	1.0764	PASS
	MCH	6	0	1.0788	PASS
	HCH	6	0	1.0777	PASS

Channel Bandwidth: 3 MHz

Channel Bandwidth: 3 MHz					
Modulation	Channel	RB Configuration		Occupied Bandwidth(MHz)	Verdict
		Size	Offset		
QPSK	LCH	15	0	2.6765	PASS
	MCH	15	0	2.6767	PASS
	HCH	15	0	2.6825	PASS
16QAM	LCH	15	0	2.6742	PASS
	MCH	15	0	2.6757	PASS
	HCH	15	0	2.6768	PASS

Channel Bandwidth: 5 MHz

Channel Bandwidth: 5 MHz					
Modulation	Channel	RB Configuration		Occupied Bandwidth(MHz)	Verdict
		Size	Offset		
QPSK	LCH	25	0	4.4775	PASS
	MCH	25	0	4.4774	PASS
	HCH	25	0	4.4755	PASS
16QAM	LCH	25	0	4.4809	PASS
	MCH	25	0	4.4761	PASS
	HCH	25	0	4.4762	PASS

Any report having not been signed by authorized approver, or having been altered without authorization, or having not been stamped by the "Dedicated Testing/Inspection Stamp" is deemed to be invalid. Copying or excerpting portion of, or altering the content of the report is not permitted without the written authorization of AGC. The test results presented in the report apply only to the tested sample. Any objections to report issued by AGC should be submitted to AGC within 15days after the issuance of the test report. Further enquiry of validity or verification of the test report should be addressed to AGC by agc@agc-cert.com.



Channel Bandwidth: 10 MHz

Channel Bandwidth: 10 MHz					
Modulation	Channel	RB Configuration		Occupied Bandwidth (MHz)	Verdict
		Size	Offset		
QPSK	LCH	50	0	8.9613	PASS
	MCH	50	0	8.9447	PASS
	HCH	50	0	8.9545	PASS
16QAM	LCH	50	0	8.9399	PASS
	MCH	50	0	8.9245	PASS
	HCH	50	0	8.9473	PASS

Channel Bandwidth: 15 MHz

Channel Bandwidth: 15 MHz					
Modulation	Channel	RB Configuration		Occupied Bandwidth (MHz)	Verdict
		Size	Offset		
QPSK	LCH	75	0	13.418	PASS
	MCH	75	0	13.389	PASS
	HCH	75	0	13.416	PASS
16QAM	LCH	75	0	13.412	PASS
	MCH	75	0	13.388	PASS
	HCH	75	0	13.399	PASS

Channel Bandwidth: 20 MHz

Channel Bandwidth: 20 MHz					
Modulation	Channel	RB Configuration		Occupied Bandwidth (MHz)	Verdict
		Size	Offset		
QPSK	LCH	100	0	17.835	PASS
	MCH	100	0	17.825	PASS
	HCH	100	0	17.880	PASS
16QAM	LCH	100	0	17.855	PASS
	MCH	100	0	17.818	PASS
	HCH	100	0	17.881	PASS

Any report having not been signed by authorized approver, or having been altered without authorization, or having not been stamped by the "Dedicated Testing/Inspection Stamp" is deemed to be invalid. Copying or excerpting portion of, or altering the content of the report is not permitted without the written authorization of AGC. The test results presented in the report apply only to the tested sample. Any objections to report issued by AGC should be submitted to AGC within 15 days after the issuance of the test report. Further enquiry of validity or verification of the test report should be addressed to AGC by agc@agc-cert.com.



LTE Band 5

Channel Bandwidth: 1.4 MHz

Channel Bandwidth: 1.4 MHz					
Modulation	Channel	RB Configuration		Occupied Bandwidth(MHz)	Verdict
		Size	Offset		
QPSK	LCH	6	0	1.0763	PASS
	MCH	6	0	1.0770	PASS
	HCH	6	0	1.0797	PASS
16QAM	LCH	6	0	1.0756	PASS
	MCH	6	0	1.0763	PASS
	HCH	6	0	1.0768	PASS

Channel Bandwidth: 3 MHz

Channel Bandwidth: 3 MHz					
Modulation	Channel	RB Configuration		Occupied Bandwidth(MHz)	Verdict
		Size	Offset		
QPSK	LCH	15	0	2.6782	PASS
	MCH	15	0	2.6812	PASS
	HCH	15	0	2.6795	PASS
16QAM	LCH	15	0	2.6746	PASS
	MCH	15	0	2.6727	PASS
	HCH	15	0	2.6759	PASS

Any report having not been signed by authorized approver, or having been altered without authorization, or having not been stamped by the "Dedicated Testing/Inspection Stamp" is deemed to be invalid. Copying or excerpting portion of, or altering the content of the report is not permitted without the written authorization of AGC. The test results presented in the report apply only to the tested sample. Any objections to report issued by AGC should be submitted to AGC within 15 days after the issuance of the test report. Further enquiry of validity or verification of the test report should be addressed to AGC by agc@agc-cert.com.



Channel Bandwidth: 5 MHz

Channel Bandwidth: 5 MHz					
Modulation	Channel	RB Configuration		Occupied Bandwidth(MHz)	Verdict
		Size	Offset		
QPSK	LCH	25	0	4.4743	PASS
	MCH	25	0	4.4769	PASS
	HCH	25	0	4.4783	PASS
16QAM	LCH	25	0	4.4744	PASS
	MCH	25	0	4.4802	PASS
	HCH	25	0	4.4770	PASS

Channel Bandwidth: 10 MHz

Channel Bandwidth: 10 MHz					
Modulation	Channel	RB Configuration		Occupied Bandwidth (MHz)	Verdict
		Size	Offset		
QPSK	LCH	50	0	8.9554	PASS
	MCH	50	0	8.9419	PASS
	HCH	50	0	8.9416	PASS
16QAM	LCH	50	0	8.9298	PASS
	MCH	50	0	8.9454	PASS
	HCH	50	0	8.9418	PASS

Any report having not been signed by authorized approver, or having been altered without authorization, or having not been stamped by the "Dedicated Testing/Inspection Stamp" is deemed to be invalid. Copying or excerpting portion of, or altering the content of the report is not permitted without the written authorization of AGC. The test results presented in the report apply only to the tested sample. Any objections to report issued by AGC should be submitted to AGC within 15 days after the issuance of the test report. Further enquiry of validity or verification of the test report should be addressed to AGC by agc@agc-cert.com.



LTE Band 7

Channel Bandwidth: 5MHz

Channel Bandwidth: 5 MHz					
Modulation	Channel	RB Configuration		Occupied Bandwidth(MHz)	Verdict
		Size	Offset		
QPSK	LCH	25	0	4.480	PASS
	MCH	25	0	4.480	PASS
	HCH	25	0	4.480	PASS
16QAM	LCH	25	0	4.480	PASS
	MCH	25	0	4.480	PASS
	HCH	25	0	4.480	PASS

Channel Bandwidth: 10 MHz

Channel Bandwidth: 10 MHz					
Modulation	Channel	RB Configuration		Occupied Bandwidth (MHz)	Verdict
		Size	Offset		
QPSK	LCH	50	0	8.960	PASS
	MCH	50	0	8.960	PASS
	HCH	50	0	8.960	PASS
16QAM	LCH	50	0	8.960	PASS
	MCH	50	0	8.960	PASS
	HCH	50	0	8.920	PASS

Any report having not been signed by authorized approver, or having been altered without authorization, or having not been stamped by the "Dedicated Testing/Inspection Stamp" is deemed to be invalid. Copying or excerpting portion of, or altering the content of the report is not permitted without the written authorization of AGC. The test results presented in the report apply only to the tested sample. Any objections to report issued by AGC should be submitted to AGC within 15 days after the issuance of the test report. Further enquiry of validity or verification of the test report should be addressed to AGC by agc@agc-cert.com.



Channel Bandwidth: 15 MHz

Channel Bandwidth: 15 MHz					
Modulation	Channel	RB Configuration		Occupied Bandwidth (MHz)	Verdict
		Size	Offset		
QPSK	LCH	75	0	13.440	PASS
	MCH	75	0	13.440	PASS
	HCH	75	0	13.380	PASS
16QAM	LCH	75	0	13.440	PASS
	MCH	75	0	13.440	PASS
	HCH	75	0	13.380	PASS

Channel Bandwidth: 20 MHz

Channel Bandwidth: 20 MHz					
Modulation	Channel	RB Configuration		Occupied Bandwidth (MHz)	Verdict
		Size	Offset		
QPSK	LCH	100	0	17.840	PASS
	MCH	100	0	17.840	PASS
	HCH	100	0	17.840	PASS
16QAM	LCH	100	0	17.840	PASS
	MCH	100	0	17.920	PASS
	HCH	100	0	17.840	PASS

Any report having not been signed by authorized approver, or having been altered without authorization, or having not been stamped by the "Dedicated Testing/Inspection Stamp" is deemed to be invalid. Copying or excerpting portion of, or altering the content of the report is not permitted without the written authorization of AGC. The test results presented in the report apply only to the tested sample. Any objections to report issued by AGC should be submitted to AGC within 15 days after the issuance of the test report. Further enquiry of validity or verification of the test report should be addressed to AGC by agc@agc-cert.com.



LTE Band 12

Channel Bandwidth: 1.4 MHz

Channel Bandwidth: 1.4 MHz					
Modulation	Channel	RB Configuration		Occupied Bandwidth(MHz)	Verdict
		Size	Offset		
QPSK	LCH	6	0	1.075	PASS
	MCH	6	0	1.075	PASS
	HCH	6	0	1.075	PASS
16QAM	LCH	6	0	1.075	PASS
	MCH	6	0	1.075	PASS
	HCH	6	0	1.075	PASS

Channel Bandwidth: 3 MHz

Channel Bandwidth:3 MHz					
Modulation	Channel	RB Configuration		Occupied Bandwidth(MHz)	Verdict
		Size	Offset		
QPSK	LCH	15	0	2.688	PASS
	MCH	15	0	2.688	PASS
	HCH	15	0	2.688	PASS
16QAM	LCH	15	0	2.688	PASS
	MCH	15	0	2.676	PASS
	HCH	15	0	2.688	PASS

Any report having not been signed by authorized approver, or having been altered without authorization, or having not been stamped by the "Dedicated Testing/Inspection Stamp" is deemed to be invalid. Copying or excerpting portion of, or altering the content of the report is not permitted without the written authorization of AGC. The test results presented in the report apply only to the tested sample. Any objections to report issued by AGC should be submitted to AGC within 15days after the issuance of the test report. Further enquiry of validity or verification of the test report should be addressed to AGC by agc@agc-cert.com.



Channel Bandwidth: 5 MHz

Channel Bandwidth: 5 MHz					
Modulation	Channel	RB Configuration		Occupied Bandwidth(MHz)	Verdict
		Size	Offset		
QPSK	LCH	25	0	4.480	PASS
	MCH	25	0	4.480	PASS
	HCH	25	0	4.480	PASS
16QAM	LCH	25	0	4.480	PASS
	MCH	25	0	4.480	PASS
	HCH	25	0	4.480	PASS

Channel Bandwidth: 10 MHz

Channel Bandwidth: 10 MHz					
Modulation	Channel	RB Configuration		Occupied Bandwidth (MHz)	Verdict
		Size	Offset		
QPSK	LCH	50	0	8.960	PASS
	MCH	50	0	8.960	PASS
	HCH	50	0	8.960	PASS
16QAM	LCH	50	0	8.920	PASS
	MCH	50	0	8.920	PASS
	HCH	50	0	8.960	PASS

Any report having not been signed by authorized approver, or having been altered without authorization, or having not been stamped by the "Dedicated Testing/Inspection Stamp" is deemed to be invalid. Copying or excerpting portion of, or altering the content of the report is not permitted without the written authorization of AGC. The test results presented in the report apply only to the tested sample. Any objections to report issued by AGC should be submitted to AGC within 15 days after the issuance of the test report. Further enquiry of validity or verification of the test report should be addressed to AGC by agc@agc-cert.com.



LTE Band 13
Channel Bandwidth: 5 MHz

Channel Bandwidth: 5 MHz					
Modulation	Channel	RB Configuration		Occupied Bandwidth(MHz)	Verdict
		Size	Offset		
QPSK	LCH	25	0	4.4771	PASS
	MCH	25	0	4.4725	PASS
	HCH	25	0	4.4805	PASS
16QAM	LCH	25	0	4.4760	PASS
	MCH	25	0	4.4741	PASS
	HCH	25	0	4.4738	PASS

Channel Bandwidth: 10 MHz

Channel Bandwidth: 10 MHz					
Modulation	Channel	RB Configuration		Occupied Bandwidth (MHz)	Verdict
		Size	Offset		
QPSK	LCH	50	0	8.9374	PASS
	MCH	50	0	8.9540	PASS
	HCH	50	0	8.9472	PASS
16QAM	LCH	50	0	8.9293	PASS
	MCH	50	0	8.9297	PASS
	HCH	50	0	8.9250	PASS

Any report having not been signed by authorized approver, or having been altered without authorization, or having not been stamped by the "Dedicated Testing/Inspection Stamp" is deemed to be invalid. Copying or excerpting portion of, or altering the content of the report is not permitted without the written authorization of AGC. The test results presented in the report apply only to the tested sample. Any objections to report issued by AGC should be submitted to AGC within 15 days after the issuance of the test report. Further enquiry of validity or verification of the test report should be addressed to AGC by agc@agc-cert.com.



LTE Band 17
Channel Bandwidth: 5 MHz

Channel Bandwidth: 5 MHz					
Modulation	Channel	RB Configuration		Occupied Bandwidth(MHz)	Verdict
		Size	Offset		
QPSK	LCH	25	0	4.480	PASS
	MCH	25	0	4.480	PASS
	HCH	25	0	4.480	PASS
16QAM	LCH	25	0	4.480	PASS
	MCH	25	0	4.480	PASS
	HCH	25	0	4.480	PASS

Channel Bandwidth: 10 MHz

Channel Bandwidth: 10 MHz					
Modulation	Channel	RB Configuration		Occupied Bandwidth (MHz)	Verdict
		Size	Offset		
QPSK	LCH	50	0	8.960	PASS
	MCH	50	0	8.960	PASS
	HCH	50	0	8.960	PASS
16QAM	LCH	50	0	8.960	PASS
	MCH	50	0	8.960	PASS
	HCH	50	0	8.920	PASS

Note: Please refers to Appendix B for compliance test plots for Occupied Bandwidth (99%)

Any report having not been signed by authorized approver, or having been altered without authorization, or having not been stamped by the "Dedicated Testing/Inspection Stamp" is deemed to be invalid. Copying or excerpting portion of, or altering the content of the report is not permitted without the written authorization of AGC. The test results presented in the report apply only to the tested sample. Any objections to report issued by AGC should be submitted to AGC within 15days after the issuance of the test report. Further enquiry of validity or verification of the test report should be addressed to AGC by agc@agc-cert.com.



10. EMISSION BANDWIDTH

10.1 MEASUREMENT METHOD

The test set up and general procedure is similar to conducted peak output power test. Only different for setting the measurement configuration of the measuring instrument of Spectrum Analyzer.

10.2 PROVISIONS APPLICABLE

The emission bandwidth is defined as two points, one below the carrier center frequency and one above the carrier center frequency, outside of which all emissions are attenuated at least 26dB below the transmitter power.

10.3 MEASUREMENT RESULT

The occupied bandwidth, that is the frequency bandwidth such that, below its lower and above its upper frequency limits, the mean powers radiated are each equal to 0.5 percent of the total mean power radiated by a given emission shall be measured. All modes of operation were investigated and the worst case configuration results are reported in this section.

Any report having not been signed by authorized approver, or having been altered without authorization, or having not been stamped by the "Dedicated Testing/Inspection Stamp" is deemed to be invalid. Copying or excerpting portion of, or altering the content of the report is not permitted without the written authorization of AGC. The test results presented in the report apply only to the tested sample. Any objections to report issued by AGC should be submitted to AGC within 15days after the issuance of the test report. Further enquiry of validity or verification of the test report should be addressed to AGC by agc@agc-cert.com.

Attestation of Global Compliance(Shenzhen)Co., Ltd
Attestation of Global Compliance(Shenzhen)Std & Tech Co., Ltd
Tel: +86-755 2523 4088 E-mail: agc@agc-cert.com Web: <http://cn.agc-cert.com/>



LTE Band 2

Channel Bandwidth: 1.4 MHz

Channel Bandwidth: 1.4 MHz					
Modulation	Channel	RB Configuration		26dB Bandwidth (MHz)	Verdict
		Size	Offset		
QPSK	LCH	6	0	1.230	PASS
	MCH	6	0	1.225	PASS
	HCH	6	0	1.226	PASS
16QAM	LCH	6	0	1.189	PASS
	MCH	6	0	1.249	PASS
	HCH	6	0	1.235	PASS

Channel Bandwidth: 3 MHz

Channel Bandwidth: 3 MHz					
Modulation	Channel	RB Configuration		26dB Bandwidth (MHz)	Verdict
		Size	Offset		
QPSK	LCH	15	0	2.830	PASS
	MCH	15	0	2.833	PASS
	HCH	15	0	2.839	PASS
16QAM	LCH	15	0	2.822	PASS
	MCH	15	0	2.835	PASS
	HCH	15	0	2.817	PASS

Channel Bandwidth: 5 MHz

Channel Bandwidth: 5 MHz					
Modulation	Channel	RB Configuration		26dB Bandwidth (MHz)	Verdict
		Size	Offset		
QPSK	LCH	25	0	4.881	PASS
	MCH	25	0	4.876	PASS
	HCH	25	0	4.917	PASS
16QAM	LCH	25	0	4.910	PASS
	MCH	25	0	4.880	PASS
	HCH	25	0	4.882	PASS

Any report having not been signed by authorized approver, or having been altered without authorization, or having not been stamped by the "Dedicated Testing/Inspection Stamp" is deemed to be invalid. Copying or excerpting portion of, or altering the content of the report is not permitted without the written authorization of AGC. The test results presented in the report apply only to the tested sample. Any objections to report issued by AGC should be submitted to AGC within 15 days after the issuance of the test report. Further enquiry of validity or verification of the test report should be addressed to AGC by agc@agc-cert.com.



Channel Bandwidth: 10 MHz

Channel Bandwidth: 10 MHz					
Modulation	Channel	RB Configuration		26dB Bandwidth (MHz)	Verdict
		Size	Offset		
QPSK	LCH	50	0	9.481	PASS
	MCH	50	0	9.462	PASS
	HCH	50	0	9.471	PASS
16QAM	LCH	50	0	9.444	PASS
	MCH	50	0	9.487	PASS
	HCH	50	0	9.394	PASS

Channel Bandwidth: 15 MHz

Channel Bandwidth: 15 MHz					
Modulation	Channel	RB Configuration		26dB Bandwidth (MHz)	Verdict
		Size	Offset		
QPSK	LCH	75	0	14.09	PASS
	MCH	75	0	14.19	PASS
	HCH	75	0	14.03	PASS
16QAM	LCH	75	0	14.14	PASS
	MCH	75	0	14.12	PASS
	HCH	75	0	14.08	PASS

Channel Bandwidth: 20 MHz

Channel Bandwidth: 20 MHz					
Modulation	Channel	RB Configuration		26dB Bandwidth (MHz)	Verdict
		Size	Offset		
QPSK	LCH	100	0	18.62	PASS
	MCH	100	0	18.87	PASS
	HCH	100	0	18.61	PASS
16QAM	LCH	100	0	18.56	PASS
	MCH	100	0	18.65	PASS
	HCH	100	0	18.73	PASS

Any report having not been signed by authorized approver, or having been altered without authorization, or having not been stamped by the "Dedicated Testing/Inspection Stamp" is deemed to be invalid. Copying or excerpting portion of, or altering the content of the report is not permitted without the written authorization of AGC. The test results presented in the report apply only to the tested sample. Any objections to report issued by AGC should be submitted to AGC within 15 days after the issuance of the test report. Further enquiry of validity or verification of the test report should be addressed to AGC by agc@agc-cert.com.



LTE Band 4

Channel Bandwidth: 1.4 MHz

Channel Bandwidth: 1.4 MHz					
Modulation	Channel	RB Configuration		26dB Bandwidth (MHz)	Verdict
		Size	Offset		
QPSK	LCH	6	0	1.207	PASS
	MCH	6	0	1.207	PASS
	HCH	6	0	1.233	PASS
16QAM	LCH	6	0	1.239	PASS
	MCH	6	0	1.244	PASS
	HCH	6	0	1.225	PASS

Channel Bandwidth: 3 MHz

Channel Bandwidth: 3 MHz					
Modulation	Channel	RB Configuration		26dB Bandwidth (MHz)	Verdict
		Size	Offset		
QPSK	LCH	15	0	2.824	PASS
	MCH	15	0	2.817	PASS
	HCH	15	0	2.824	PASS
16QAM	LCH	15	0	2.832	PASS
	MCH	15	0	2.817	PASS
	HCH	15	0	2.819	PASS

Channel Bandwidth: 5 MHz

Channel Bandwidth: 5 MHz					
Modulation	Channel	RB Configuration		26dB Bandwidth (MHz)	Verdict
		Size	Offset		
QPSK	LCH	25	0	4.886	PASS
	MCH	25	0	4.895	PASS
	HCH	25	0	4.838	PASS
16QAM	LCH	25	0	4.811	PASS
	MCH	25	0	4.861	PASS
	HCH	25	0	4.935	PASS

Any report having not been signed by authorized approver, or having been altered without authorization, or having not been stamped by the "Dedicated Testing/Inspection Stamp" is deemed to be invalid. Copying or excerpting portion of, or altering the content of the report is not permitted without the written authorization of AGC. The test results presented in the report apply only to the tested sample. Any objections to report issued by AGC should be submitted to AGC within 15 days after the issuance of the test report. Further enquiry of validity or verification of the test report should be addressed to AGC by agc@agc-cert.com.



Channel Bandwidth: 10 MHz

Channel Bandwidth: 10 MHz					
Modulation	Channel	RB Configuration		26dB Bandwidth (MHz)	Verdict
		Size	Offset		
QPSK	LCH	50	0	9.550	PASS
	MCH	50	0	9.523	PASS
	HCH	50	0	9.499	PASS
16QAM	LCH	50	0	9.484	PASS
	MCH	50	0	9.444	PASS
	HCH	50	0	9.548	PASS

Channel Bandwidth: 15 MHz

Channel Bandwidth: 15 MHz					
Modulation	Channel	RB Configuration		26dB Bandwidth (MHz)	Verdict
		Size	Offset		
QPSK	LCH	75	0	14.15	PASS
	MCH	75	0	14.24	PASS
	HCH	75	0	14.10	PASS
16QAM	LCH	75	0	14.09	PASS
	MCH	75	0	14.11	PASS
	HCH	75	0	14.15	PASS

Channel Bandwidth: 20 MHz

Channel Bandwidth: 20 MHz					
Modulation	Channel	RB Configuration		26dB Bandwidth (MHz)	Verdict
		Size	Offset		
QPSK	LCH	100	0	18.60	PASS
	MCH	100	0	18.59	PASS
	HCH	100	0	18.69	PASS
16QAM	LCH	100	0	18.66	PASS
	MCH	100	0	18.60	PASS
	HCH	100	0	18.71	PASS

Any report having not been signed by authorized approver, or having been altered without authorization, or having not been stamped by the "Dedicated Testing/Inspection Stamp" is deemed to be invalid. Copying or excerpting portion of, or altering the content of the report is not permitted without the written authorization of AGC. The test results presented in the report apply only to the tested sample. Any objections to report issued by AGC should be submitted to AGC within 15 days after the issuance of the test report. Further enquiry of validity or verification of the test report should be addressed to AGC by agc@agc-cert.com.



LTE Band 5

Channel Bandwidth: 1.4 MHz

Channel Bandwidth: 1.4 MHz					
Modulation	Channel	RB Configuration		26dB Bandwidth (MHz)	Verdict
		Size	Offset		
QPSK	LCH	6	0	1.210	PASS
	MCH	6	0	1.224	PASS
	HCH	6	0	1.226	PASS
16QAM	LCH	6	0	1.248	PASS
	MCH	6	0	1.237	PASS
	HCH	6	0	1.232	PASS

Channel Bandwidth: 3 MHz

Channel Bandwidth: 3 MHz					
Modulation	Channel	RB Configuration		26dB Bandwidth (MHz)	Verdict
		Size	Offset		
QPSK	LCH	15	0	2.836	PASS
	MCH	15	0	2.807	PASS
	HCH	15	0	2.824	PASS
16QAM	LCH	15	0	2.823	PASS
	MCH	15	0	2.835	PASS
	HCH	15	0	2.833	PASS

Channel Bandwidth: 5 MHz

Channel Bandwidth: 5MHz					
Modulation	Channel	RB Configuration		26dB Bandwidth (MHz)	Verdict
		Size	Offset		
QPSK	LCH	25	0	4.919	PASS
	MCH	25	0	4.870	PASS
	HCH	25	0	4.879	PASS
16QAM	LCH	25	0	4.904	PASS
	MCH	25	0	4.888	PASS
	HCH	25	0	4.879	PASS

Any report having not been signed by authorized approver, or having been altered without authorization, or having not been stamped by the "Dedicated Testing/Inspection Stamp" is deemed to be invalid. Copying or excerpting portion of, or altering the content of the report is not permitted without the written authorization of AGC. The test results presented in the report apply only to the tested sample. Any objections to report issued by AGC should be submitted to AGC within 15 days after the issuance of the test report. Further enquiry of validity or verification of the test report should be addressed to AGC by agc@agc-cert.com.



Channel Bandwidth: 10 MHz

Channel Bandwidth: 10MHz					
Modulation	Channel	RB Configuration		26dB Bandwidth (MHz)	Verdict
		Size	Offset		
QPSK	LCH	50	0	9.470	PASS
	MCH	50	0	9.509	PASS
	HCH	50	0	9.484	PASS
16QAM	LCH	50	0	9.448	PASS
	MCH	50	0	9.525	PASS
	HCH	50	0	9.509	PASS

Any report having not been signed by authorized approver, or having been altered without authorization, or having not been stamped by the "Dedicated Testing/Inspection Stamp" is deemed to be invalid. Copying or excerpting portion of, or altering the content of the report is not permitted without the written authorization of AGC. The test results presented in the report apply only to the tested sample. Any objections to report issued by AGC should be submitted to AGC within 15 days after the issuance of the test report. Further enquiry of validity or verification of the test report should be addressed to AGC by agc@agc-cert.com.



LTE Band 7

Channel Bandwidth: 5 MHz

Channel Bandwidth: 5MHz					
Modulation	Channel	RB Configuration		26dB Bandwidth (MHz)	Verdict
		Size	Offset		
QPSK	LCH	25	0	4.960	PASS
	MCH	25	0	5.100	PASS
	HCH	25	0	4.940	PASS
16QAM	LCH	25	0	4.840	PASS
	MCH	25	0	4.880	PASS
	HCH	25	0	4.820	PASS

Channel Bandwidth: 10 MHz

Channel Bandwidth: 10MHz					
Modulation	Channel	RB Configuration		26dB Bandwidth (MHz)	Verdict
		Size	Offset		
QPSK	LCH	50	0	9.480	PASS
	MCH	50	0	9.840	PASS
	HCH	50	0	9.400	PASS
16QAM	LCH	50	0	9.400	PASS
	MCH	50	0	9.400	PASS
	HCH	50	0	9.360	PASS

Any report having not been signed by authorized approver, or having been altered without authorization, or having not been stamped by the "Dedicated Testing/Inspection Stamp" is deemed to be invalid. Copying or excerpting portion of, or altering the content of the report is not permitted without the written authorization of AGC. The test results presented in the report apply only to the tested sample. Any objections to report issued by AGC should be submitted to AGC within 15 days after the issuance of the test report. Further enquiry of validity or verification of the test report should be addressed to AGC by agc@agc-cert.com.



Channel Bandwidth: 15 MHz

Channel Bandwidth: 15MHz					
Modulation	Channel	RB Configuration		26dB Bandwidth (MHz)	Verdict
		Size	Offset		
QPSK	LCH	75	0	14.280	PASS
	MCH	75	0	15.600	PASS
	HCH	75	0	13.860	PASS
16QAM	LCH	75	0	13.860	PASS
	MCH	75	0	13.980	PASS
	HCH	75	0	13.800	PASS

Channel Bandwidth: 20 MHz

Channel Bandwidth: 20MHz					
Modulation	Channel	RB Configuration		26dB Bandwidth (MHz)	Verdict
		Size	Offset		
QPSK	LCH	100	0	18.400	PASS
	MCH	100	0	18.560	PASS
	HCH	100	0	18.400	PASS
16QAM	LCH	100	0	18.480	PASS
	MCH	100	0	18.480	PASS
	HCH	100	0	18.400	PASS

Any report having not been signed by authorized approver, or having been altered without authorization, or having not been stamped by the "Dedicated Testing/Inspection Stamp" is deemed to be invalid. Copying or excerpting portion of, or altering the content of the report is not permitted without the written authorization of AGC. The test results presented in the report apply only to the tested sample. Any objections to report issued by AGC should be submitted to AGC within 15 days after the issuance of the test report. Further enquiry of validity or verification of the test report should be addressed to AGC by agc@agc-cert.com.



LTE Band 12

Channel Bandwidth: 1.4 MHz

Channel Bandwidth: 1.4MHz					
Modulation	Channel	RB Configuration		26dB Bandwidth (MHz)	Verdict
		Size	Offset		
QPSK	LCH	6	0	1.210	PASS
	MCH	6	0	1.193	PASS
	HCH	6	0	1.204	PASS
16QAM	LCH	6	0	1.198	PASS
	MCH	6	0	1.215	PASS
	HCH	6	0	1.232	PASS

Channel Bandwidth: 3 MHz

Channel Bandwidth: 3MHz					
Modulation	Channel	RB Configuration		26dB Bandwidth (MHz)	Verdict
		Size	Offset		
QPSK	LCH	15	0	2.820	PASS
	MCH	15	0	2.820	PASS
	HCH	15	0	2.820	PASS
16QAM	LCH	15	0	2.832	PASS
	MCH	15	0	2.820	PASS
	HCH	15	0	2.820	PASS

Any report having not been signed by authorized approver, or having been altered without authorization, or having not been stamped by the "Dedicated Testing/Inspection Stamp" is deemed to be invalid. Copying or excerpting portion of, or altering the content of the report is not permitted without the written authorization of AGC. The test results presented in the report apply only to the tested sample. Any objections to report issued by AGC should be submitted to AGC within 15 days after the issuance of the test report. Further enquiry of validity or verification of the test report should be addressed to AGC by agc@agc-cert.com.



Channel Bandwidth: 5 MHz

Channel Bandwidth: 5MHz					
Modulation	Channel	RB Configuration		26dB Bandwidth (MHz)	Verdict
		Size	Offset		
QPSK	LCH	25	0	4.740	PASS
	MCH	25	0	4.700	PASS
	HCH	25	0	4.720	PASS
16QAM	LCH	25	0	4.740	PASS
	MCH	25	0	4.740	PASS
	HCH	25	0	4.740	PASS

Channel Bandwidth: 10 MHz

Channel Bandwidth: 10MHz					
Modulation	Channel	RB Configuration		26dB Bandwidth (MHz)	Verdict
		Size	Offset		
QPSK	LCH	50	0	9.320	PASS
	MCH	50	0	9.320	PASS
	HCH	50	0	9.320	PASS
16QAM	LCH	50	0	9.320	PASS
	MCH	50	0	9.320	PASS
	HCH	50	0	9.320	PASS

Any report having not been signed by authorized approver, or having been altered without authorization, or having not been stamped by the "Dedicated Testing/Inspection Stamp" is deemed to be invalid. Copying or excerpting portion of, or altering the content of the report is not permitted without the written authorization of AGC. The test results presented in the report apply only to the tested sample. Any objections to report issued by AGC should be submitted to AGC within 15 days after the issuance of the test report. Further enquiry of validity or verification of the test report should be addressed to AGC by agc@agc-cert.com.



LTE BAND 13

Channel Bandwidth: 5 MHz

Channel Bandwidth: 5MHz					
Modulation	Channel	RB Configuration		26dB Bandwidth (MHz)	Verdict
		Size	Offset		
QPSK	LCH	25	0	4.880	PASS
	MCH	25	0	4.852	PASS
	HCH	25	0	4.886	PASS
16QAM	LCH	25	0	4.878	PASS
	MCH	25	0	4.903	PASS
	HCH	25	0	4.874	PASS

Channel Bandwidth: 10 MHz

Channel Bandwidth: 10MHz					
Modulation	Channel	RB Configuration		26dB Bandwidth (MHz)	Verdict
		Size	Offset		
QPSK	LCH	50	0	9.553	PASS
	MCH	50	0	9.543	PASS
	HCH	50	0	9.629	PASS
16QAM	LCH	50	0	9.474	PASS
	MCH	50	0	9.495	PASS
	HCH	50	0	9.519	PASS

Any report having not been signed by authorized approver, or having been altered without authorization, or having not been stamped by the "Dedicated Testing/Inspection Stamp" is deemed to be invalid. Copying or excerpting portion of, or altering the content of the report is not permitted without the written authorization of AGC. The test results presented in the report apply only to the tested sample. Any objections to report issued by AGC should be submitted to AGC within 15 days after the issuance of the test report. Further enquiry of validity or verification of the test report should be addressed to AGC by agc@agc-cert.com.



LTE BAND 17

Channel Bandwidth: 5 MHz

Channel Bandwidth: 5MHz					
Modulation	Channel	RB Configuration		26dB Bandwidth (MHz)	Verdict
		Size	Offset		
QPSK	LCH	25	0	4.700	PASS
	MCH	25	0	4.720	PASS
	HCH	25	0	4.740	PASS
16QAM	LCH	25	0	4.700	PASS
	MCH	25	0	4.740	PASS
	HCH	25	0	4.720	PASS

Channel Bandwidth: 10 MHz

Channel Bandwidth: 10MHz					
Modulation	Channel	RB Configuration		26dB Bandwidth (MHz)	Verdict
		Size	Offset		
QPSK	LCH	50	0	9.320	PASS
	MCH	50	0	9.320	PASS
	HCH	50	0	9.280	PASS
16QAM	LCH	50	0	9.320	PASS
	MCH	50	0	9.320	PASS
	HCH	50	0	9.320	PASS

Note: Please refers to Appendix B for compliance test plots for emission bandwidth (-26dBc)

Any report having not been signed by authorized approver, or having been altered without authorization, or having not been stamped by the "Dedicated Testing/Inspection Stamp" is deemed to be invalid. Copying or excerpting portion of, or altering the content of the report is not permitted without the written authorization of AGC. The test results presented in the report apply only to the tested sample. Any objections to report issued by AGC should be submitted to AGC within 15days after the issuance of the test report. Further enquiry of validity or verification of the test report should be addressed to AGC by agc@agc-cert.com.



11. BAND EDGE

11.1 MEASUREMENT METHOD

The test set up and general procedure is similar to conducted peak output power test. Only different for setting the measurement configuration of the measuring instrument of Spectrum Analyzer.

11.2 PROVISIONS APPLICABLE

As Specified in FCC rules of §2.1051 §24.238(a) §27.53(g) §27.53(h) §27.53(m)
KDB 971168 D01v03 – Section 6.0

11.3 MEASUREMENT RESULT

All out of band emissions are measured with a spectrum analyzer connected to the antenna terminal of the EUT while the EUT is operating at its maximum duty cycle, at maximum power, and at the appropriate frequency. All data rates were investigated to determine the worst case configuration. All modes of operation were investigated and the worst case configuration results are reported in this section. The minimum permissible attenuation level of any spurious emission is $43 + \log_{10}(P[\text{Watts}])$, where P is the transmitter power in Watts.

For FCC rules §27.53(m)

- (i) $40 + 10 \log_{10} p$ from the channel edges to 5 MHz away
- (ii) $43 + 10 \log_{10} p$ between 5 MHz and X MHz from the channel edges, and
- (iii) $55 + 10 \log_{10} p$ at X MHz and beyond from the channel edges

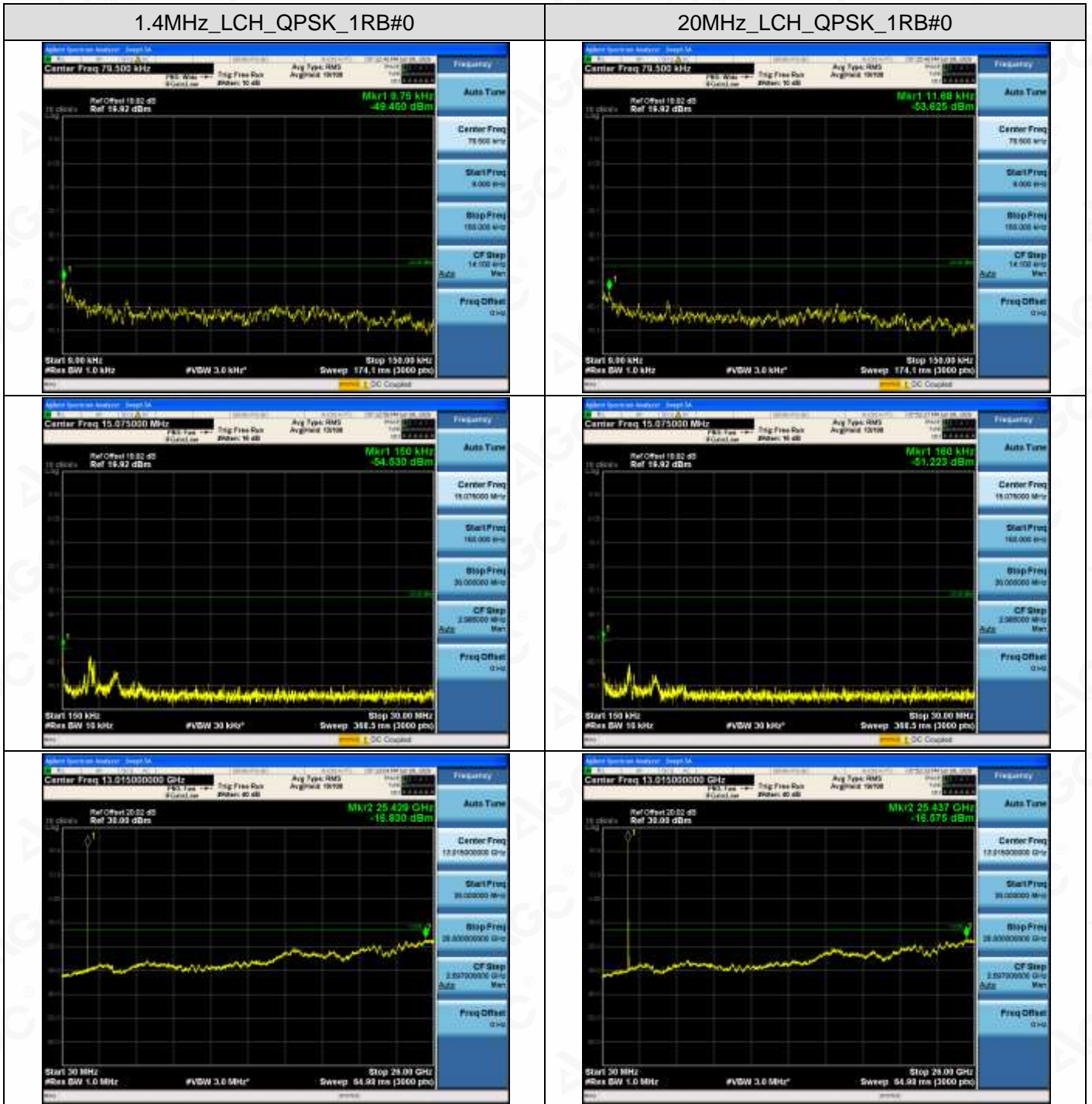
Please refers to Appendix C for compliance test plots for band edge

Any report having not been signed by authorized approver, or having been altered without authorization, or having not been stamped by the "Dedicated Testing/Inspection Stamp" is deemed to be invalid. Copying or excerpting portion of, or altering the content of the report is not permitted without the written authorization of AGC. The test results presented in the report apply only to the tested sample. Any objections to report issued by AGC should be submitted to AGC within 15 days after the issuance of the test report. Further enquiry of validity or verification of the test report should be addressed to AGC by agc@agc-cert.com.

Attestation of Global Compliance(Shenzhen)Co., Ltd
Attestation of Global Compliance(Shenzhen)Std & Tech Co., Ltd
Tel: +86-755 2523 4088 E-mail: agc@agc-cert.com Web: <http://cn.agc-cert.com/>



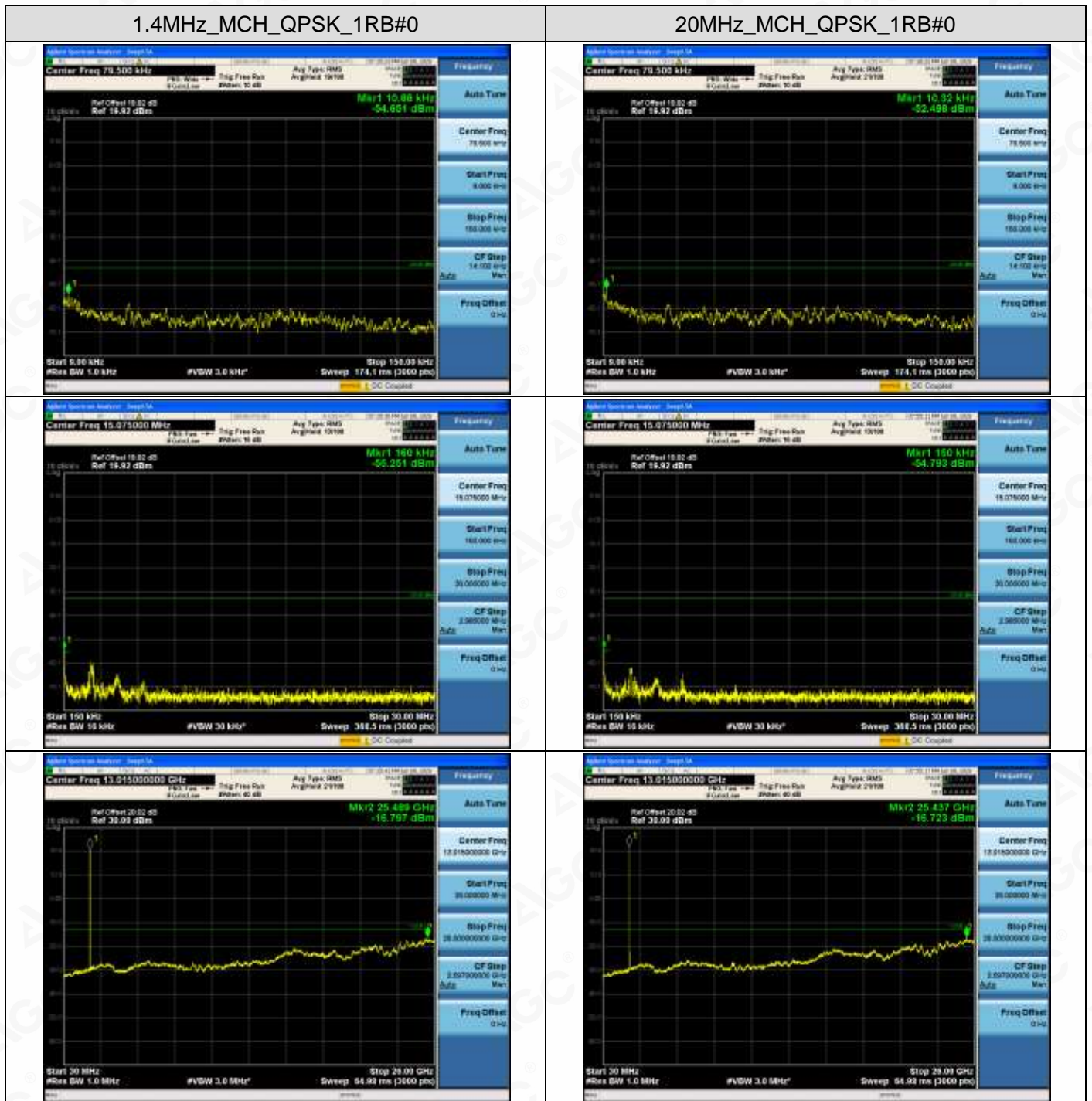
APPENDIX A TEST PLOTS FOR CONDUCTED SPURIOUS EMISSION LTE BAND 2



Any report having not been signed by authorized approver, or having been altered without authorization, or having not been stamped by the "Dedicated Testing/Inspection Stamp" is deemed to be invalid. Copying or excerpting portion of, or altering the content of the report is not permitted without the written authorization of AGC. The test results presented in the report apply only to the tested sample. Any objections to report issued by AGC should be submitted to AGC within 15days after the issuance of the test report. Further enquiry of validity or verification of the test report should be addressed to AGC by agc@agc-cert.com.

Attestation of Global Compliance(Shenzhen)Co., Ltd
Attestation of Global Compliance(Shenzhen)Std & Tech Co., Ltd
Tel: +86-755 2523 4088 E-mail: agc@agc-cert.com Web: http://cn.agc-cert.com/

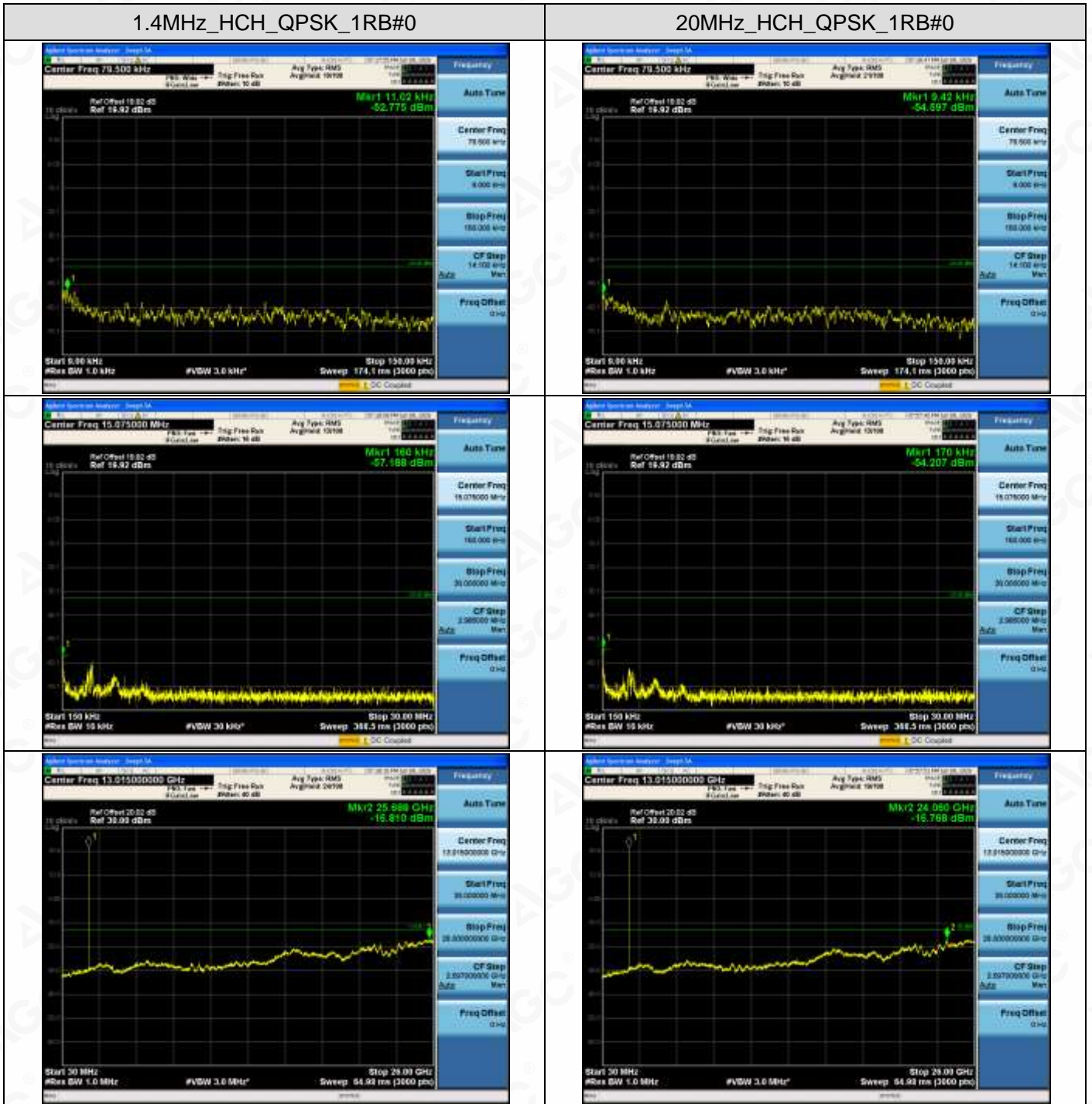




Any report having not been signed by authorized approver, or having been altered without authorization, or having not been stamped by the "Dedicated Testing/Inspection Stamp" is deemed to be invalid. Copying or excerpting portion of, or altering the content of the report is not permitted without the written authorization of AGC. The test results presented in the report apply only to the tested sample. Any objections to report issued by AGC should be submitted to AGC within 15days after the issuance of the test report. Further enquiry of validity or verification of the test report should be addressed to AGC by agc@agc-cert.com.

Attestation of Global Compliance(Shenzhen)Co., Ltd
Attestation of Global Compliance(Shenzhen)Std & Tech Co., Ltd
Tel: +86-755 2523 4088 E-mail: agc@agc-cert.com Web: http://cn.agc-cert.com/



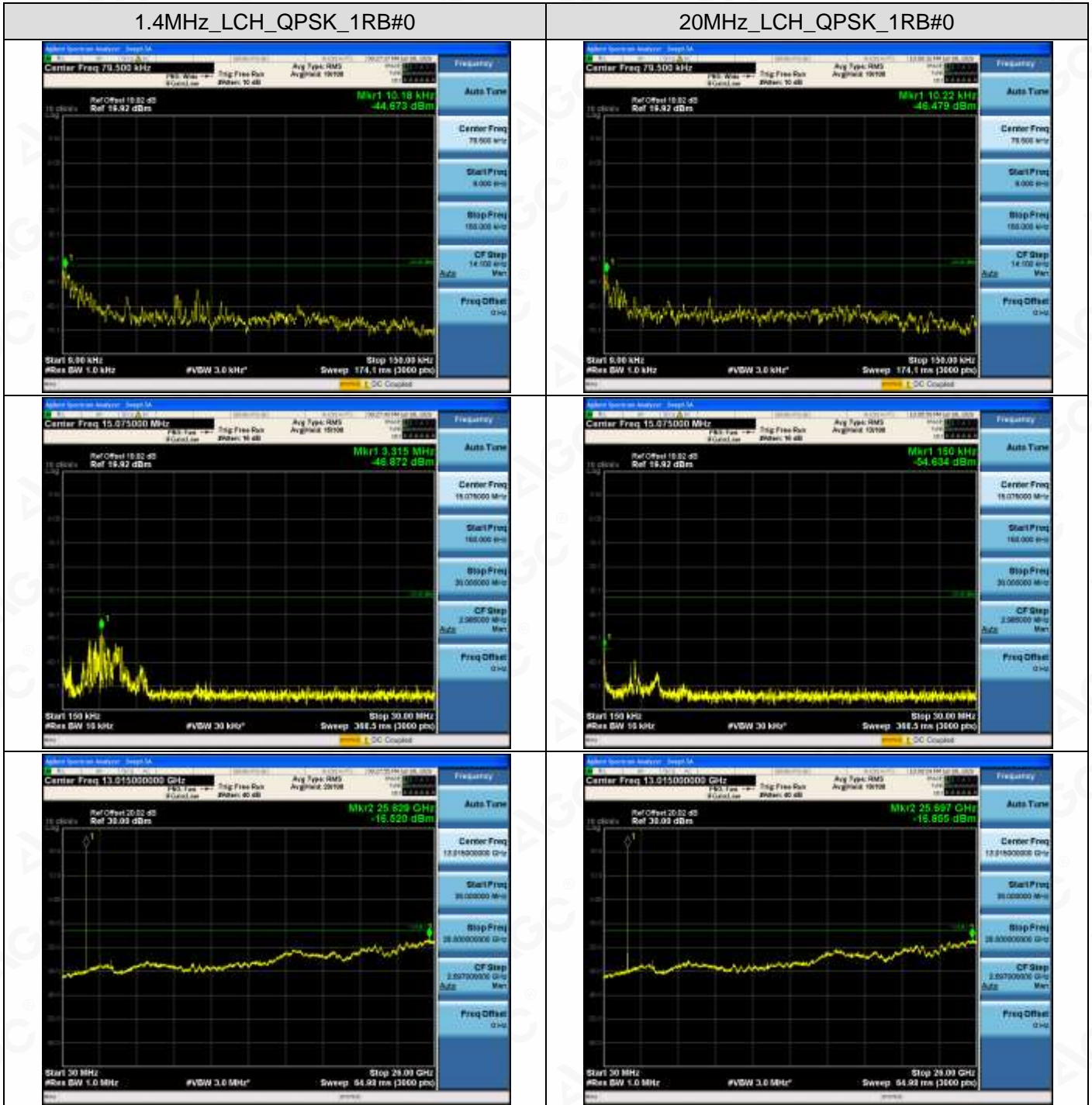


Any report having not been approved, or having been altered without authorization, or having not been stamped by the "Dedicated Testing/Inspection Stamp" is deemed to be invalid. Copying or excerpting portion of, or altering the content of the report is not permitted without the written authorization of AGC. The test results presented in the report apply only to the tested sample. Any objections to report issued by AGC should be submitted to AGC within 15days after the issuance of the test report. Further enquiry of validity or verification of the test report should be addressed to AGC by agc@agc-cert.com.

Attestation of Global Compliance(Shenzhen)Co., Ltd
Attestation of Global Compliance(Shenzhen)Std & Tech Co., Ltd
Tel: +86-755 2523 4088 E-mail: agc@agc-cert.com Web: http://cn.agc-cert.com/



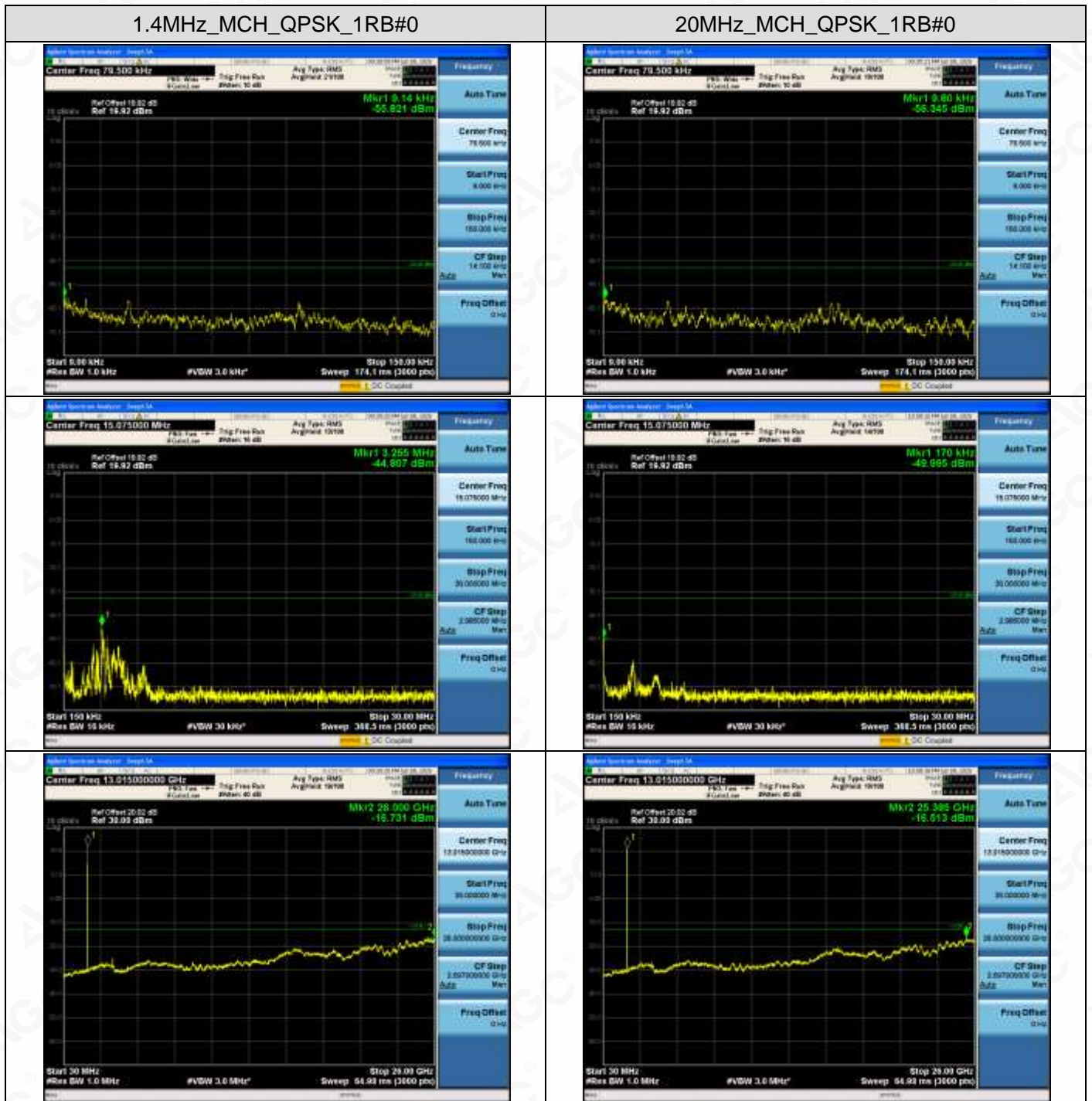
**TEST PLOTS FOR CONDUCTED SPURIOUS EMISSION
LTE BAND 4**



Any report having not been signed by authorized approver, or having been altered without authorization, or having not been stamped by the "Dedicated Testing/Inspection Stamp" is deemed to be invalid. Copying or excerpting portion of, or altering the content of the report is not permitted without the written authorization of AGC. The test results presented in the report apply only to the tested sample. Any objections to report issued by AGC should be submitted to AGC within 15days after the issuance of the test report. Further enquiry of validity or verification of the test report should be addressed to AGC by agc@agc-cert.com.

Attestation of Global Compliance(Shenzhen)Co., Ltd
Attestation of Global Compliance(Shenzhen)Std & Tech Co., Ltd
Tel: +86-755 2523 4088 E-mail: agc@agc-cert.com Web: http://cn.agc-cert.com/

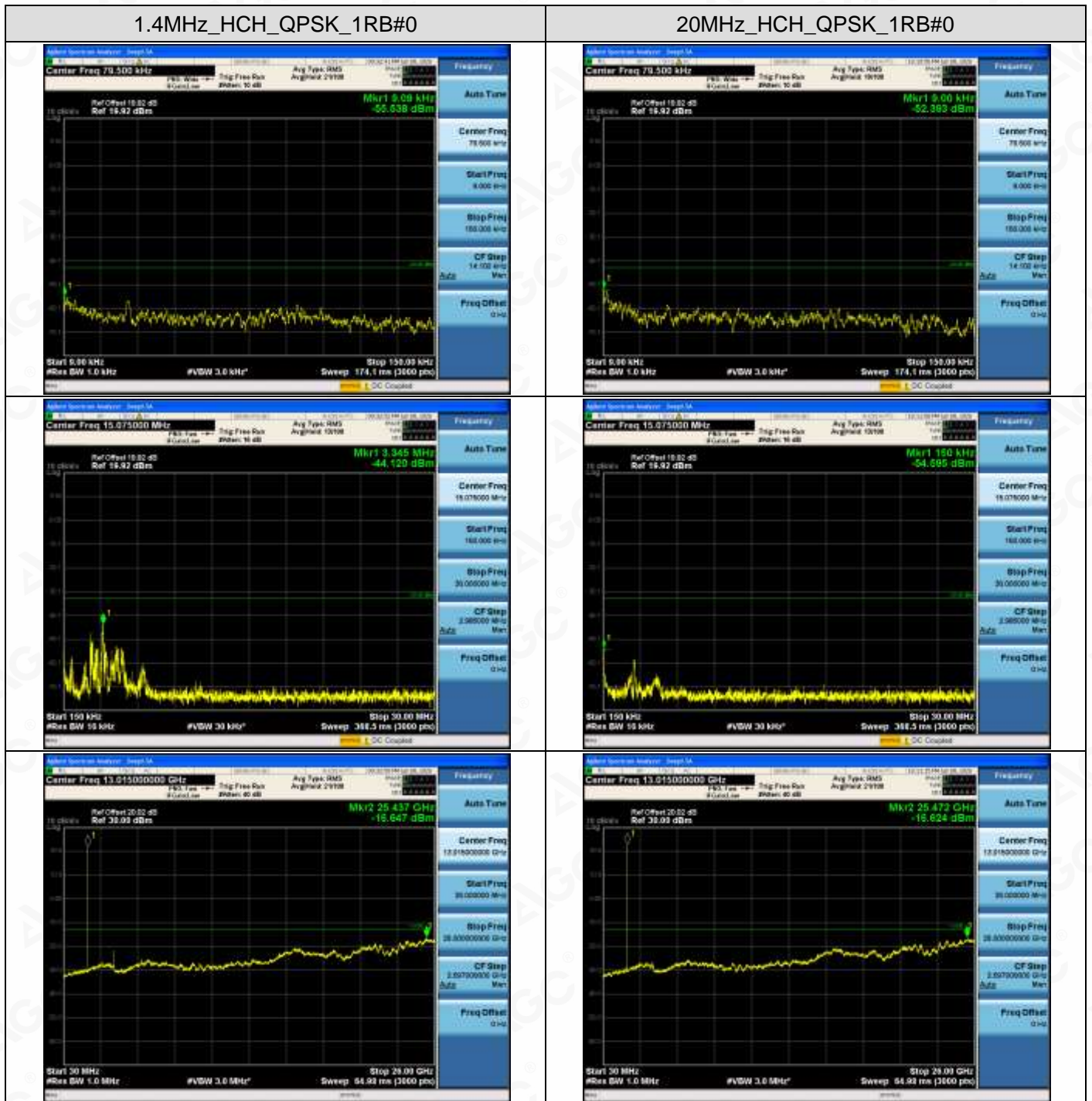




Any report having not been signed by authorized approver, or having been altered without authorization, or having not been stamped by the "Dedicated Testing/Inspection Stamp" is deemed to be invalid. Copying or excerpting portion of, or altering the content of the report is not permitted without the written authorization of AGC. The test results presented in the report apply only to the tested sample. Any objections to report issued by AGC should be submitted to AGC within 15days after the issuance of the test report. Further enquiry of validity or verification of the test report should be addressed to AGC by agc@agc-cert.com.

Attestation of Global Compliance(Shenzhen)Co., Ltd
Attestation of Global Compliance(Shenzhen)Std & Tech Co., Ltd
Tel: +86-755 2523 4088 E-mail: agc@agc-cert.com Web: http://cn.agc-cert.com/



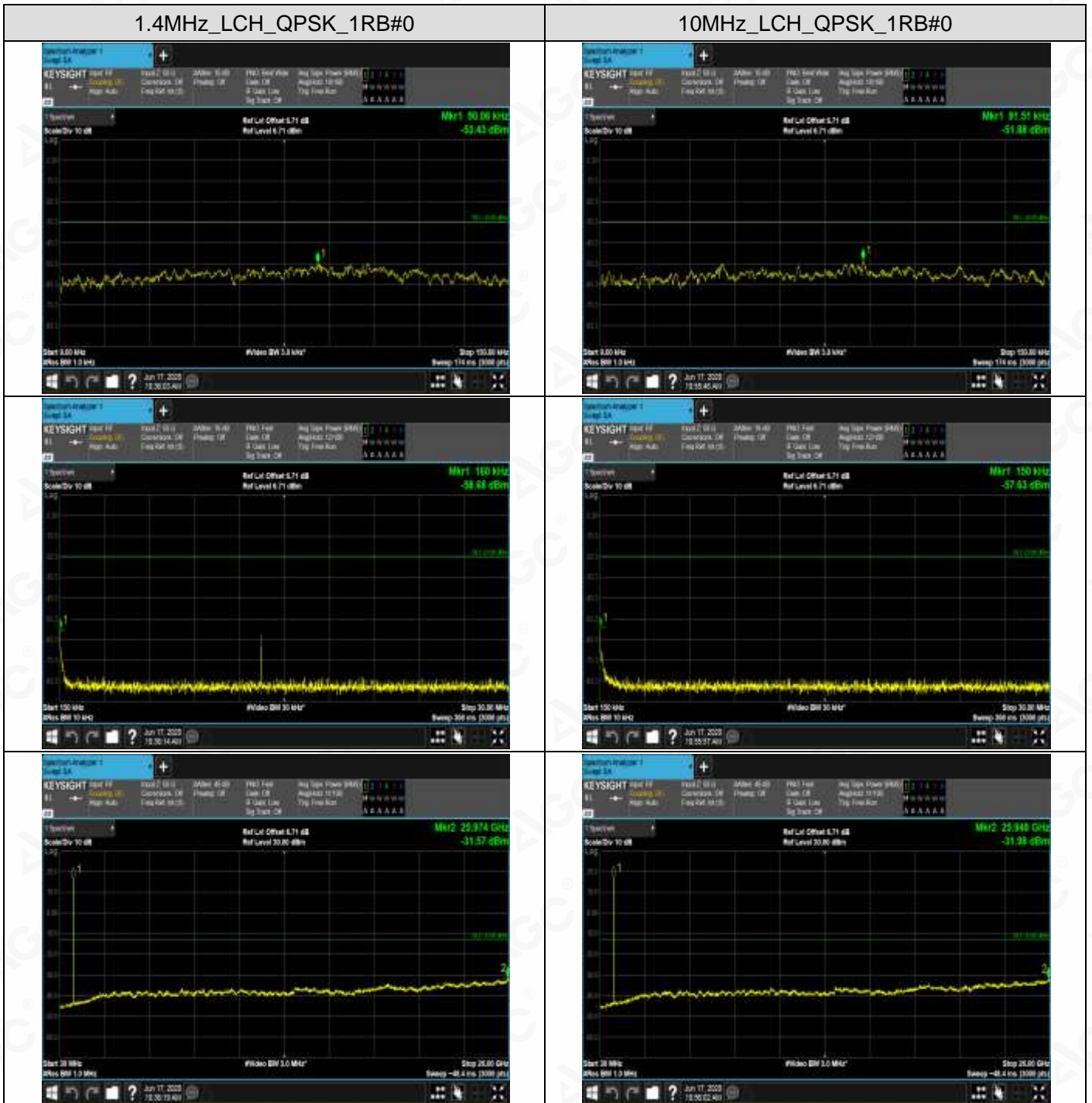


Any report having not been signed by authorized approver, or having been altered without authorization, or having not been stamped by the "Dedicated Testing/Inspection Stamp" is deemed to be invalid. Copying or excerpting portion of, or altering the content of the report is not permitted without the written authorization of AGC. The test results presented in the report apply only to the tested sample. Any objections to report issued by AGC should be submitted to AGC within 15days after the issuance of the test report. Further enquiry of validity or verification of the test report should be addressed to AGC by agc@agc-cert.com.

Attestation of Global Compliance(Shenzhen)Co., Ltd
 Attestation of Global Compliance(Shenzhen)Std & Tech Co., Ltd
 Tel: +86-755 2523 4088 E-mail: agc@agc-cert.com Web: http://cn.agc-cert.com/



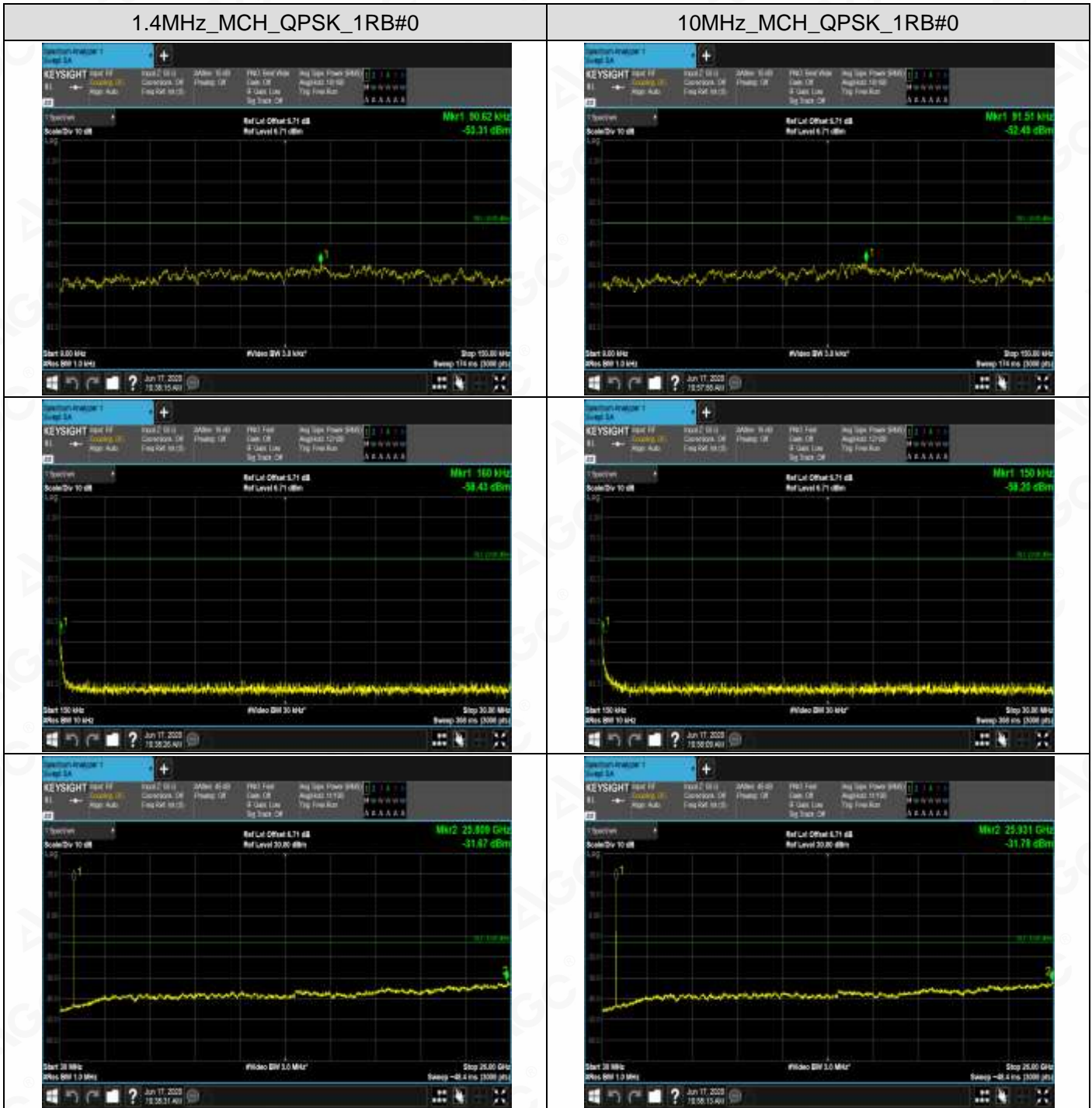
**TEST PLOTS FOR CONDUCTED SPURIOUS EMISSION
LTE BAND 5**



Any report having not been signed by authorized approver, or having been altered without authorization, or having not been stamped by the "Dedicated Testing/Inspection Stamp" is deemed to be invalid. Copying or excerpting portion of, or altering the content of the report is not permitted without the written authorization of AGC. The test results presented in the report apply only to the tested sample. Any objections to report issued by AGC should be submitted to AGC within 15days after the issuance of the test report. Further enquiry of validity or verification of the test report should be addressed to AGC by agc@agc-cert.com.

Attestation of Global Compliance(Shenzhen)Co., Ltd
Attestation of Global Compliance(Shenzhen)Std & Tech Co., Ltd
Tel: +86-755 2523 4088 E-mail: agc@agc-cert.com Web: http://cn.agc-cert.com/

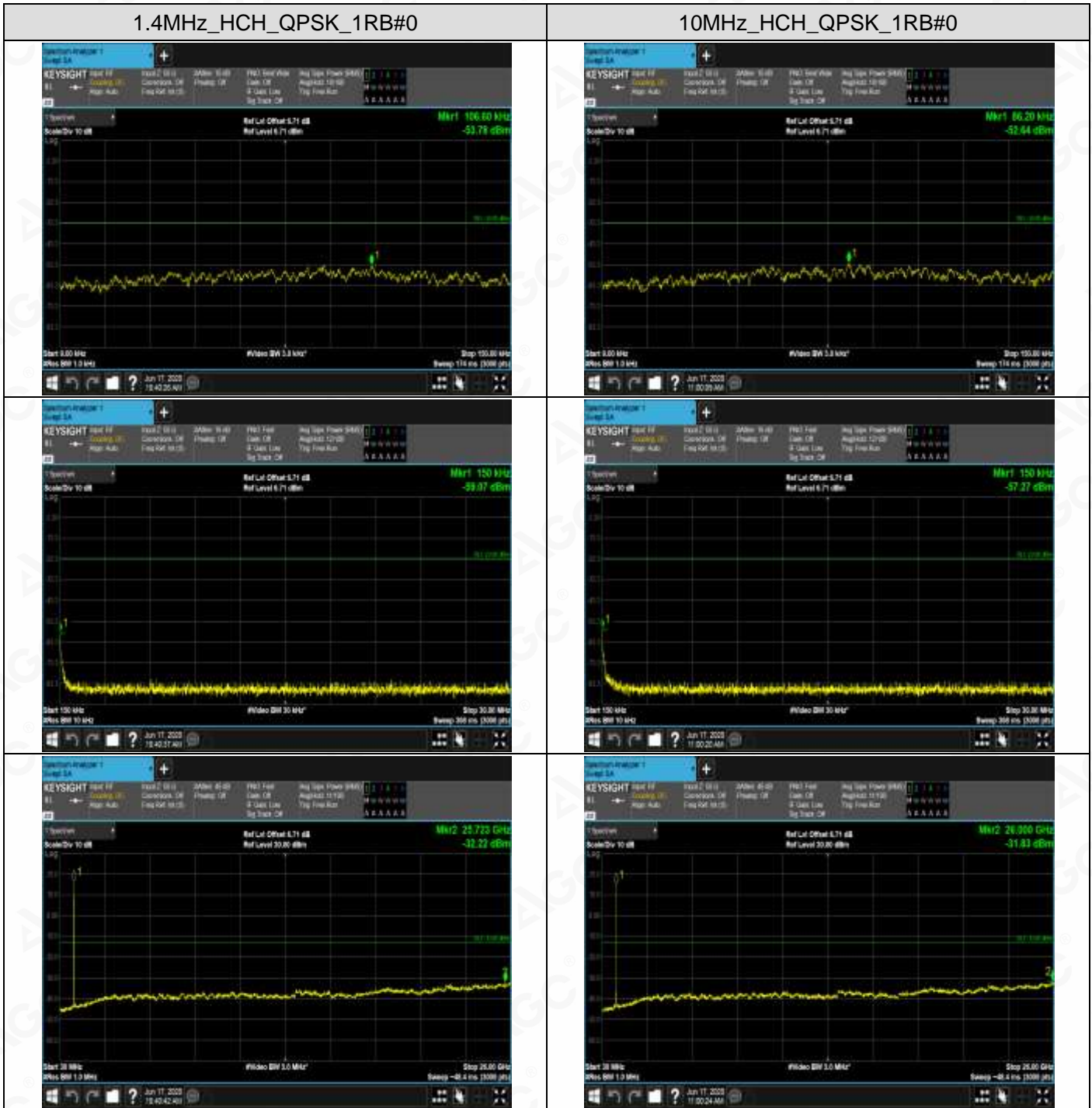




Any report having not been signed by authorized approver, or having been altered without authorization, or having not been stamped by the "Dedicated Testing/Inspection Stamp" is deemed to be invalid. Copying or excerpting portion of, or altering the content of the report is not permitted without the written authorization of AGC. The test results presented in the report apply only to the tested sample. Any objections to report issued by AGC should be submitted to AGC within 15 days after the issuance of the test report. Further enquiry of validity or verification of the test report should be addressed to AGC by agc@agc-cert.com.

Attestation of Global Compliance(Shenzhen)Co., Ltd
 Attestation of Global Compliance(Shenzhen)Std & Tech Co., Ltd
 Tel: +86-755 2523 4088 E-mail: agc@agc-cert.com Web: http://cn.agc-cert.com/



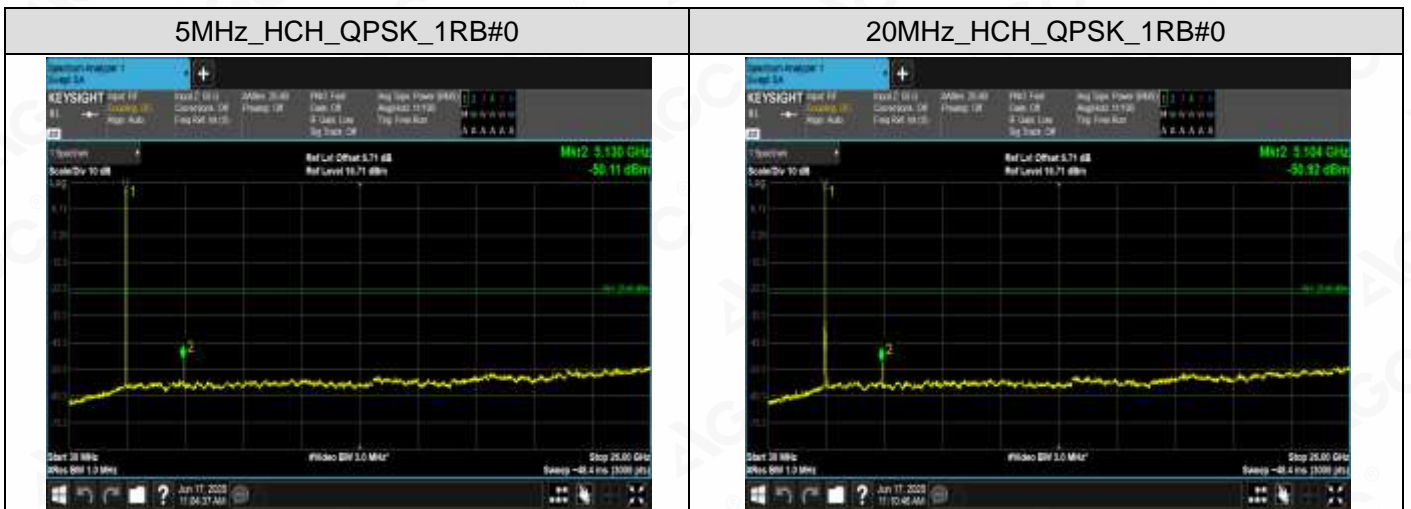
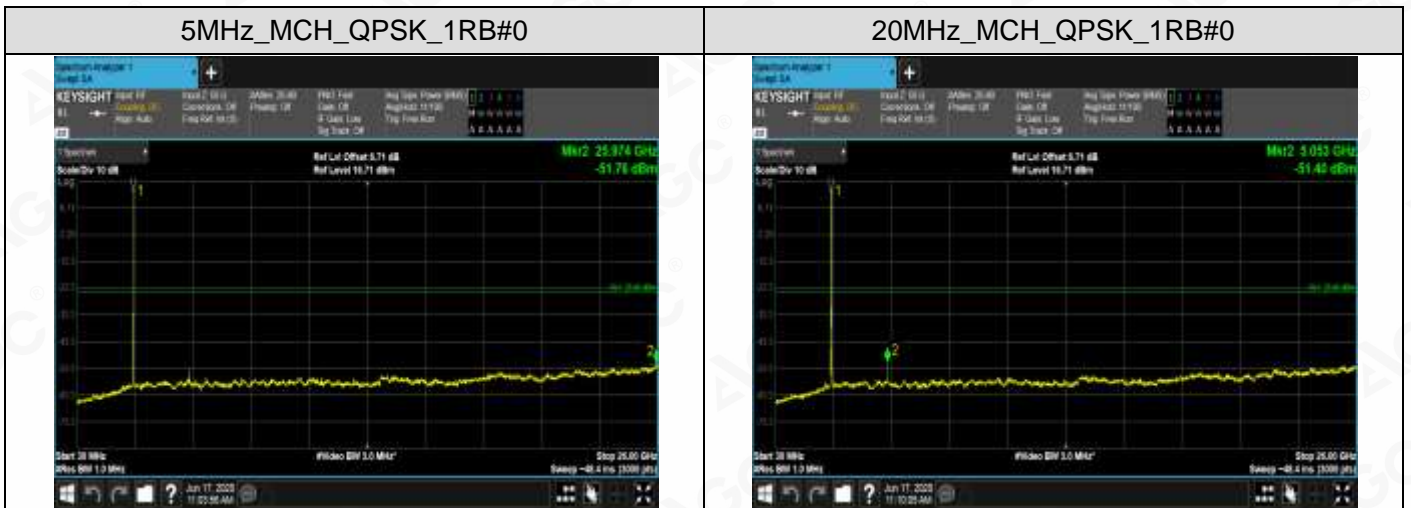
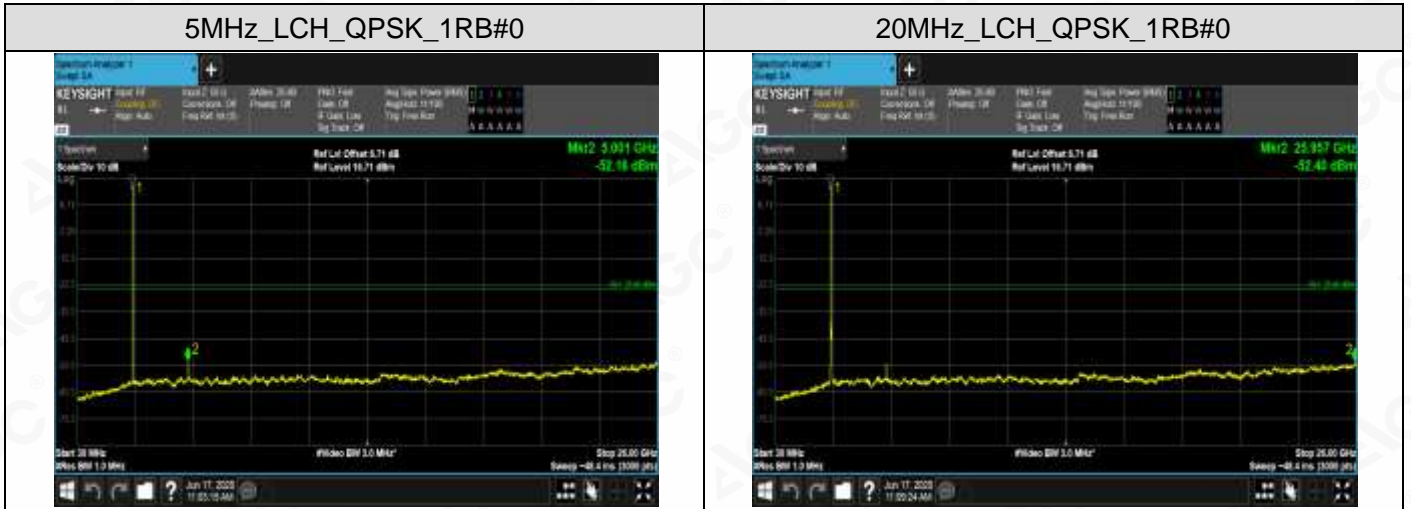


Any report having not been signed by authorized approver, or having been altered without authorization, or having not been stamped by the "Dedicated Testing/Inspection Stamp" is deemed to be invalid. Copying or excerpting portion of, or altering the content of the report is not permitted without the written authorization of AGC. The test results presented in the report apply only to the tested sample. Any objections to report issued by AGC should be submitted to AGC within 15 days after the issuance of the test report. Further enquiry of validity or verification of the test report should be addressed to AGC by agc@agc-cert.com.

Attestation of Global Compliance(Shenzhen)Co., Ltd
Attestation of Global Compliance(Shenzhen)Std & Tech Co., Ltd
Tel: +86-755 2523 4088 E-mail: agc@agc-cert.com Web: http://cn.agc-cert.com/



**TEST PLOTS FOR CONDUCTED SPURIOUS EMISSION
LTE BAND 7**

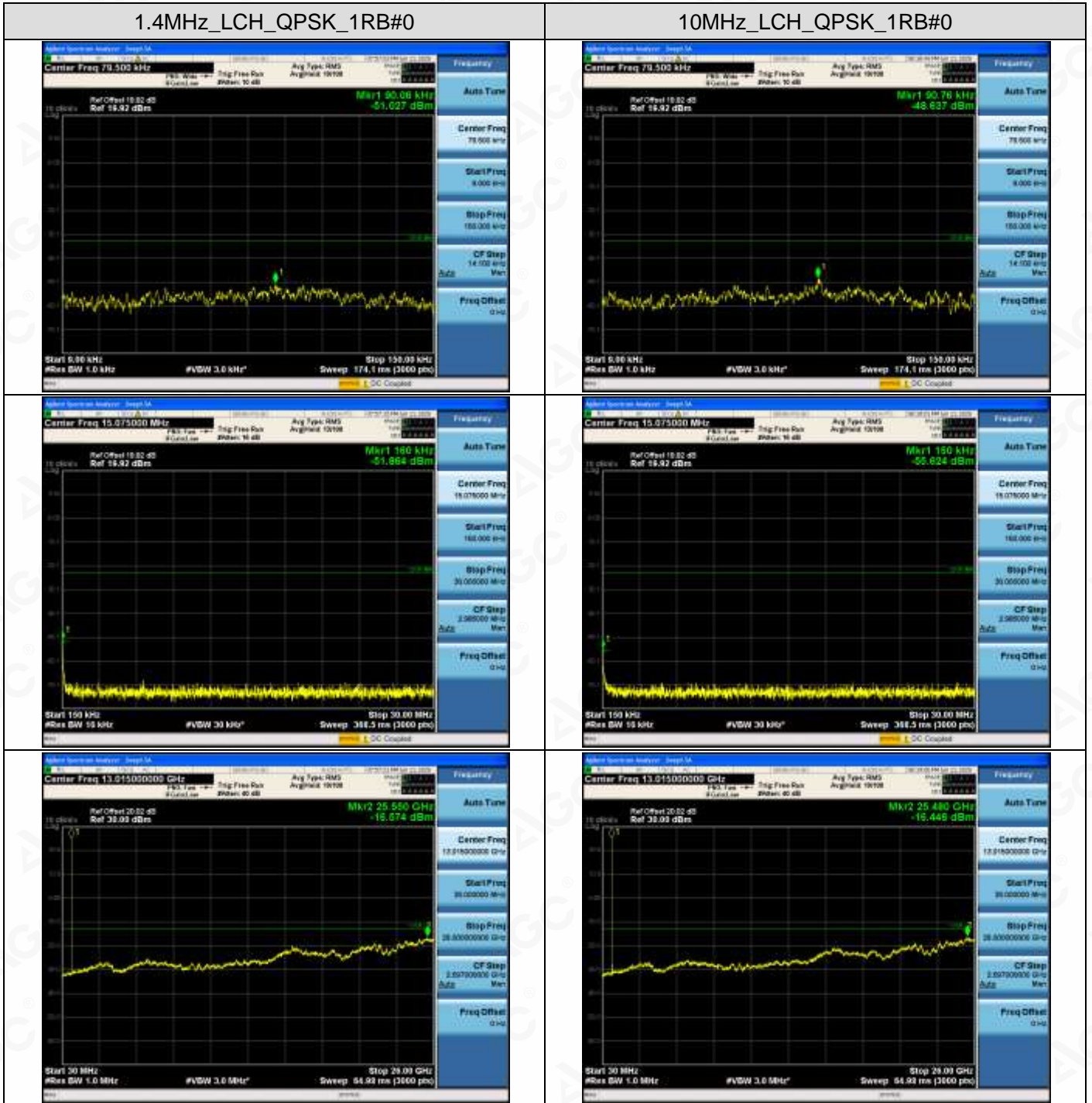


Any report having not been signed by authorized approver, or having been altered without authorization, or having not been stamped by the "Dedicated Testing/Inspection Stamp" is deemed to be invalid. Copying or excerpting portion of, or altering the content of the report is not permitted without the written authorization of AGC. The test results presented in the report apply only to the tested sample. Any objections to report issued by AGC should be submitted to AGC within 15 days after the issuance of the test report. Further enquiry of validity or verification of the test report should be addressed to AGC by agc@agc-cert.com.

Attestation of Global Compliance(Shenzhen)Co., Ltd
Attestation of Global Compliance(Shenzhen)Std & Tech Co., Ltd
Tel: +86-755 2523 4088 E-mail: agc@agc-cert.com Web: http://cn.agc-cert.com/



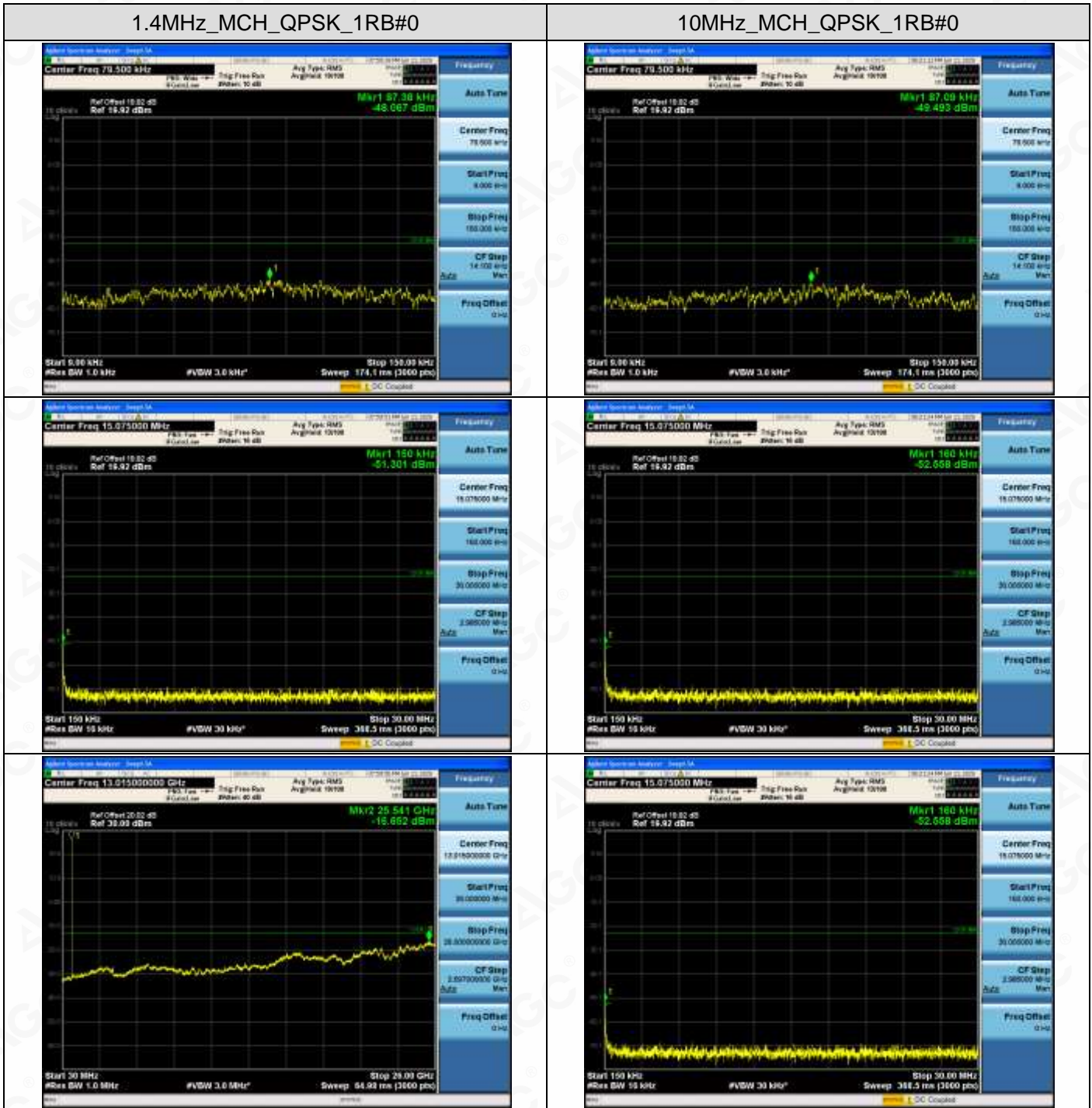
**TEST PLOTS FOR CONDUCTED SPURIOUS EMISSION
LTE BAND 12**



Any report having not been signed by authorized approver, or having been altered without authorization, or having not been stamped by the "Dedicated Testing/Inspection Stamp" is deemed to be invalid. Copying or excerpting portion of, or altering the content of the report is not permitted without the written authorization of AGC. The test results presented in the report apply only to the tested sample. Any objections to report issued by AGC should be submitted to AGC within 15days after the issuance of the test report. Further enquiry of validity or verification of the test report should be addressed to AGC by agc@agc-cert.com.

Attestation of Global Compliance(Shenzhen)Co., Ltd
Attestation of Global Compliance(Shenzhen)Std & Tech Co., Ltd
Tel: +86-755 2523 4088 E-mail: agc@agc-cert.com Web: http://cn.agc-cert.com/

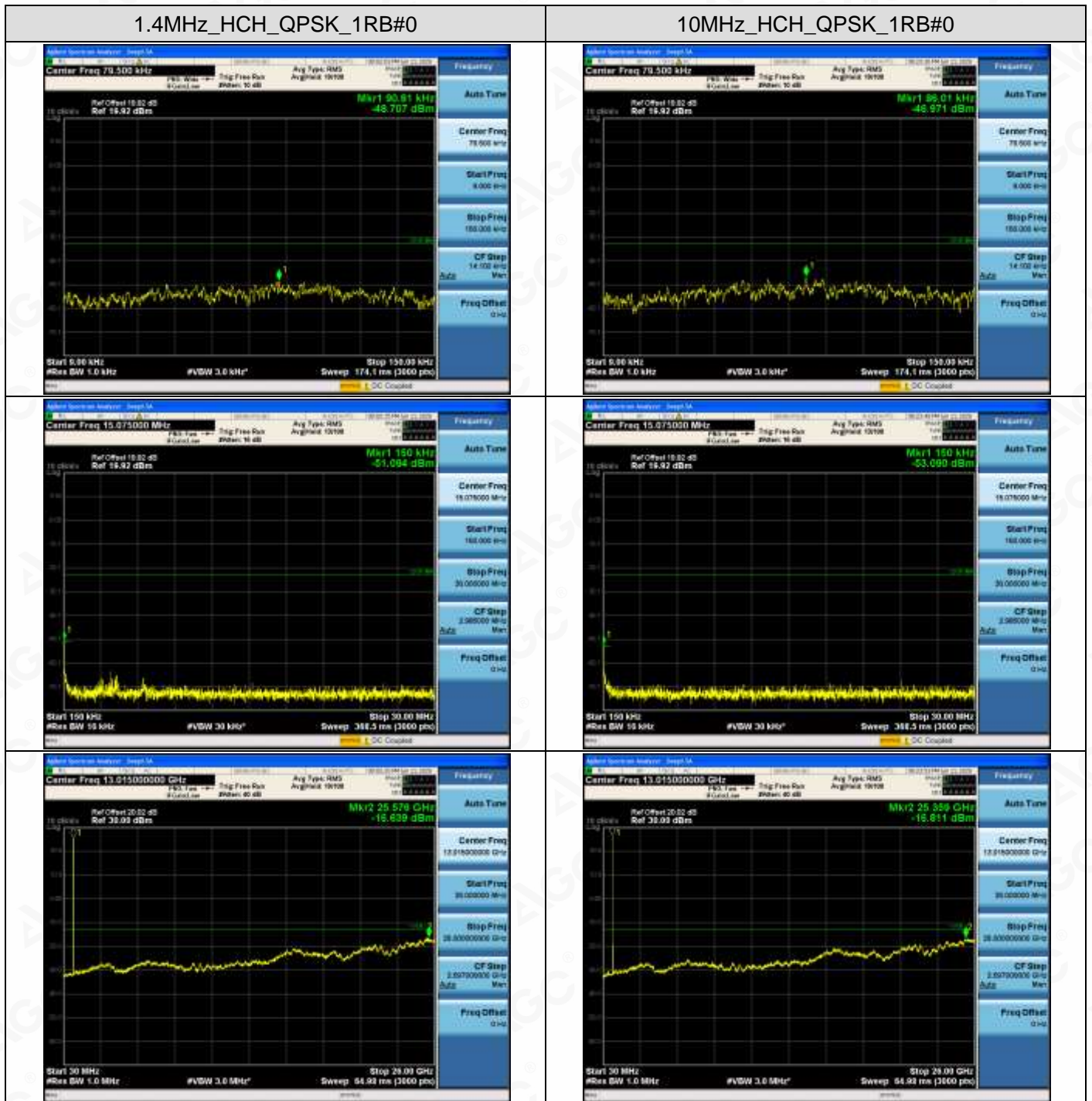




Any report having not been signed by authorized approver, or having been altered without authorization, or having not been stamped by the "Dedicated Testing/Inspection Stamp" is deemed to be invalid. Copying or excerpting portion of, or altering the content of the report is not permitted without the written authorization of AGC. The test results presented in the report apply only to the tested sample. Any objections to report issued by AGC should be submitted to AGC within 15days after the issuance of the test report. Further enquiry of validity or verification of the test report should be addressed to AGC by agc@agc-cert.com.

Attestation of Global Compliance(Shenzhen)Co., Ltd
Attestation of Global Compliance(Shenzhen)Std & Tech Co., Ltd
Tel: +86-755 2523 4088 E-mail: agc@agc-cert.com Web: http://cn.agc-cert.com/



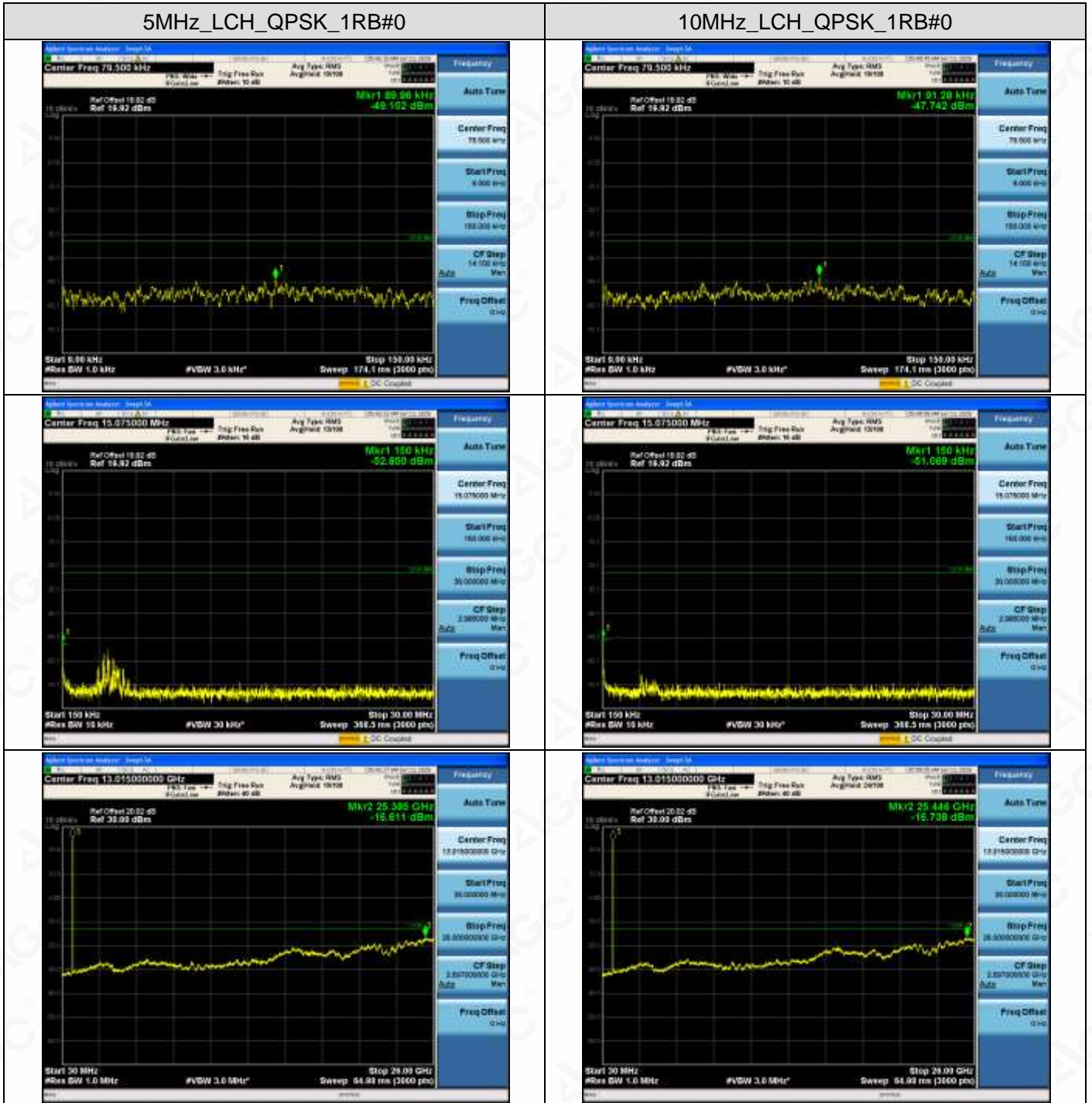


Any report having not been signed by authorized approver, or having been altered without authorization, or having not been stamped by the "Dedicated Testing/Inspection Stamp" is deemed to be invalid. Copying or excerpting portion of, or altering the content of the report is not permitted without the written authorization of AGC. The test results presented in the report apply only to the tested sample. Any objections to report issued by AGC should be submitted to AGC within 15days after the issuance of the test report. Further enquiry of validity or verification of the test report should be addressed to AGC by agc@agc-cert.com.

Attestation of Global Compliance(Shenzhen)Co., Ltd
 Attestation of Global Compliance(Shenzhen)Std & Tech Co., Ltd
 Tel: +86-755 2523 4088 E-mail: agc@agc-cert.com Web: http://cn.agc-cert.com/



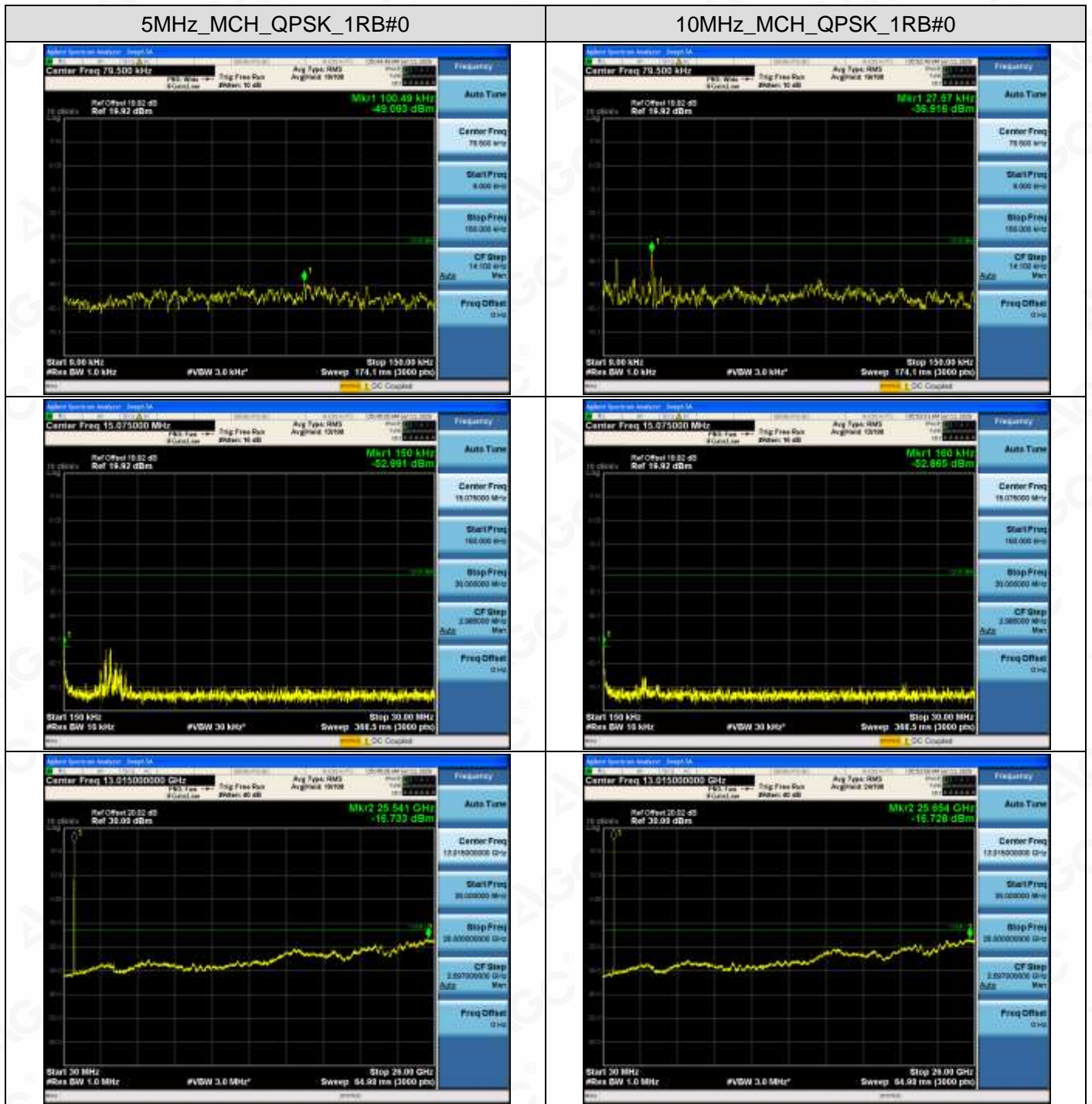
**TEST PLOTS FOR CONDUCTED SPURIOUS EMISSION
LTE BAND 13**



Any report having not been signed by authorized approver, or having been altered without authorization, or having not been stamped by the "Dedicated Testing/Inspection Stamp" is deemed to be invalid. Copying or excerpting portion of, or altering the content of the report is not permitted without the written authorization of AGC. The test results presented in the report apply only to the tested sample. Any objections to report issued by AGC should be submitted to AGC within 15days after the issuance of the test report. Further enquiry of validity or verification of the test report should be addressed to AGC by agc@agc-cert.com.

Attestation of Global Compliance(Shenzhen)Co., Ltd
Attestation of Global Compliance(Shenzhen)Std & Tech Co., Ltd
Tel: +86-755 2523 4088 E-mail: agc@agc-cert.com Web: http://cn.agc-cert.com/

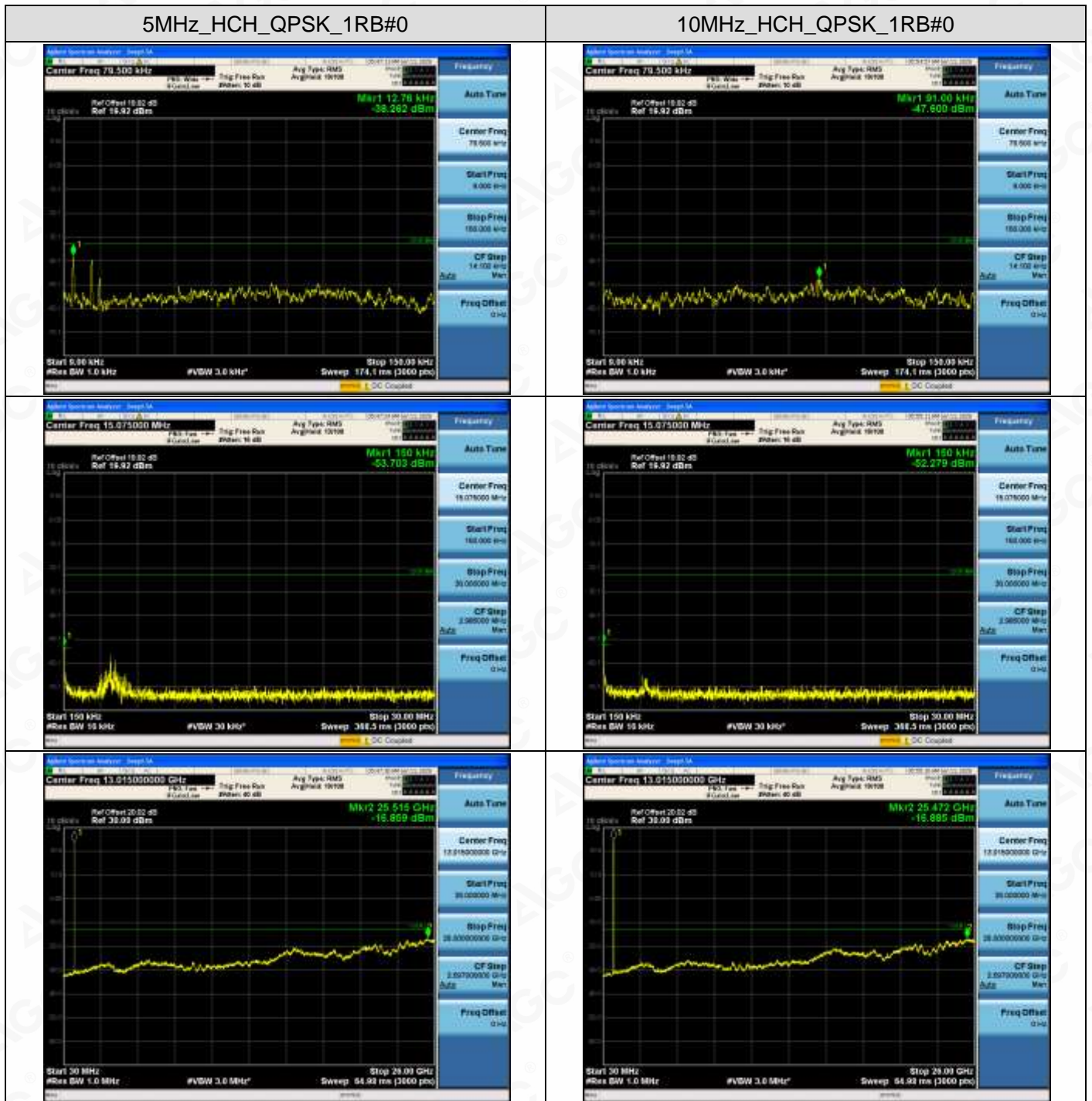




Any report having not been approved, or having been altered without authorization, or having not been stamped by the "Dedicated Testing/Inspection Stamp" is deemed to be invalid. Copying or excerpting portion of, or altering the content of the report is not permitted without the written authorization of AGC. The test results presented in the report apply only to the tested sample. Any objections to report issued by AGC should be submitted to AGC within 15 days after the issuance of the test report. Further enquiry of validity or verification of the test report should be addressed to AGC by agc@agc-cert.com.

Attestation of Global Compliance(Shenzhen)Co., Ltd
Attestation of Global Compliance(Shenzhen)Std & Tech Co., Ltd
Tel: +86-755 2523 4088 E-mail: agc@agc-cert.com Web: http://cn.agc-cert.com/



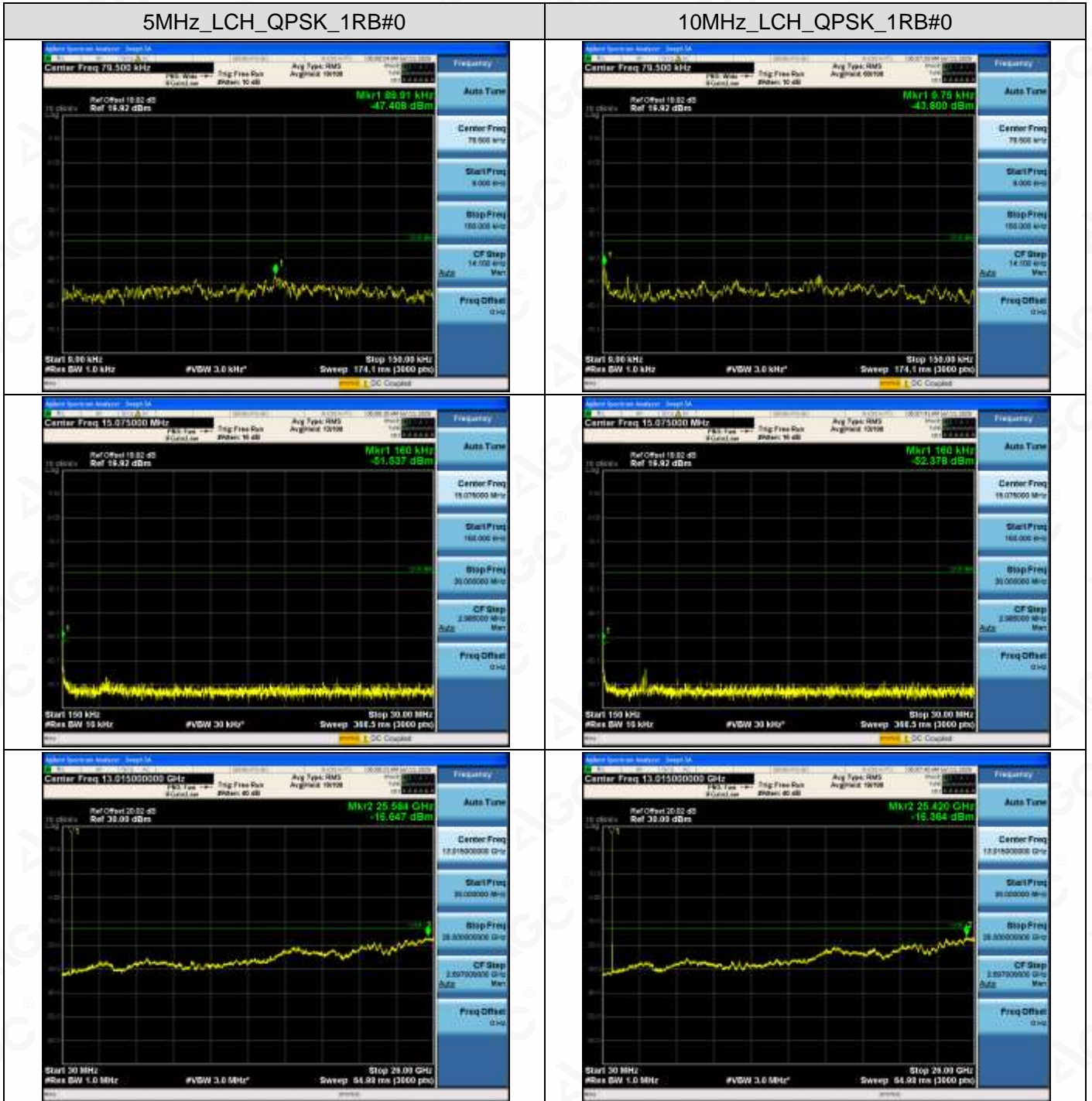


Any report having not been approved, or having been altered without authorization, or having not been stamped by the "Dedicated Testing/Inspection Stamp" is deemed to be invalid. Copying or excerpting portion of, or altering the content of the report is not permitted without the written authorization of AGC. The test results presented in the report apply only to the tested sample. Any objections to report issued by AGC should be submitted to AGC within 15days after the issuance of the test report. Further enquiry of validity or verification of the test report should be addressed to AGC by agc@agc-cert.com.

Attestation of Global Compliance(Shenzhen)Co., Ltd
 Attestation of Global Compliance(Shenzhen)Std & Tech Co., Ltd
 Tel: +86-755 2523 4088 E-mail: agc@agc-cert.com Web: http://cn.agc-cert.com/



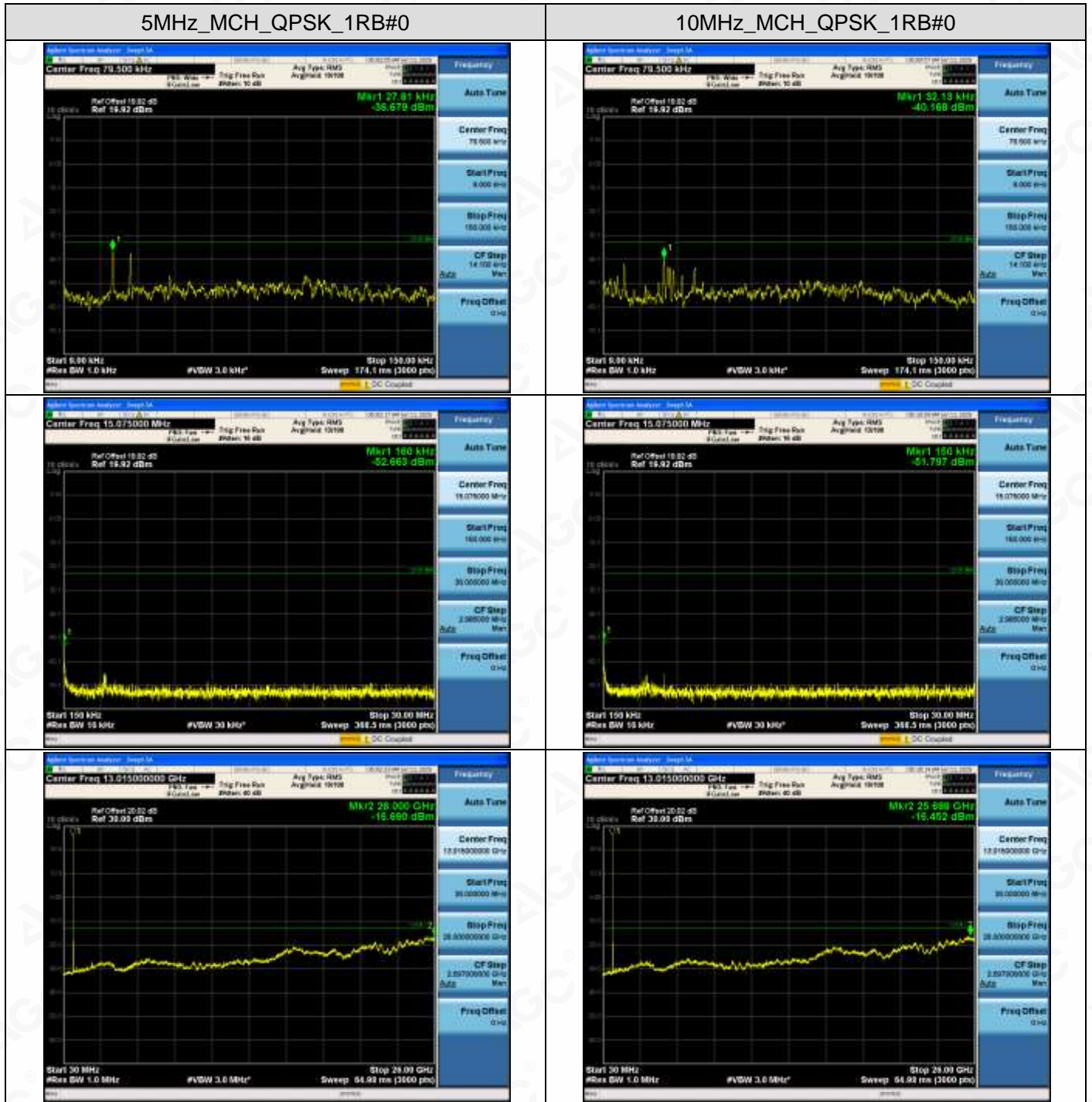
**TEST PLOTS FOR CONDUCTED SPURIOUS EMISSION
LTE BAND 17**



Any report having not been signed by authorized approver, or having been altered without authorization, or having not been stamped by the "Dedicated Testing/Inspection Stamp" is deemed to be invalid. Copying or excerpting portion of, or altering the content of the report is not permitted without the written authorization of AGC. The test results presented in the report apply only to the tested sample. Any objections to report issued by AGC should be submitted to AGC within 15days after the issuance of the test report. Further enquiry of validity or verification of the test report should be addressed to AGC by agc@agc-cert.com.

Attestation of Global Compliance(Shenzhen)Co., Ltd
Attestation of Global Compliance(Shenzhen)Std & Tech Co., Ltd
Tel: +86-755 2523 4088 E-mail: agc@agc-cert.com Web: http://cn.agc-cert.com/

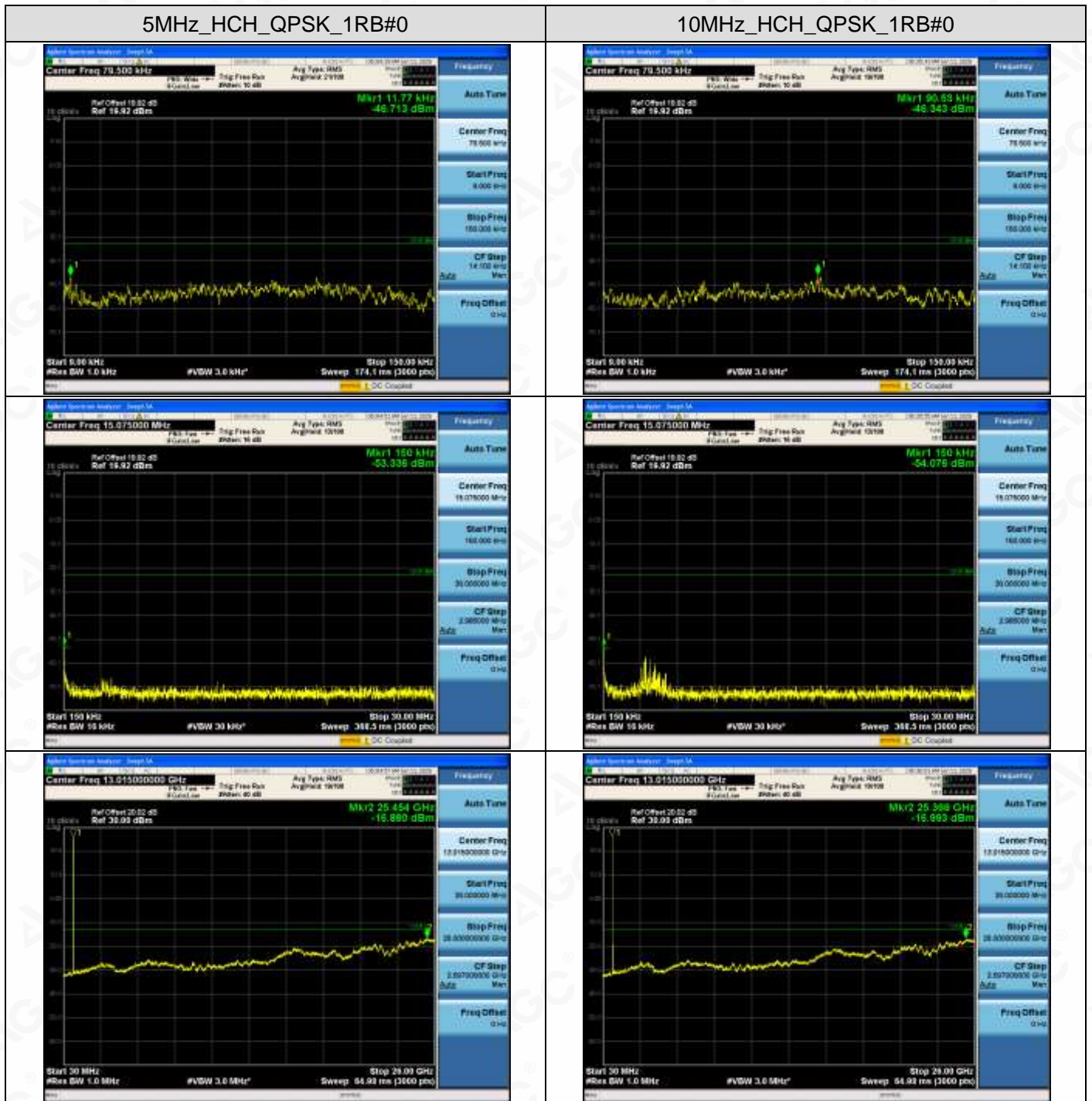




Any report having not been approved, or having been altered without authorization, or having not been stamped by the "Dedicated Testing/Inspection Stamp" is deemed to be invalid. Copying or excerpting portion of, or altering the content of the report is not permitted without the written authorization of AGC. The test results presented in the report apply only to the tested sample. Any objections to report issued by AGC should be submitted to AGC within 15 days after the issuance of the test report. Further enquiry of validity or verification of the test report should be addressed to AGC by agc@agc-cert.com.

Attestation of Global Compliance(Shenzhen)Co., Ltd
Attestation of Global Compliance(Shenzhen)Std & Tech Co., Ltd
Tel: +86-755 2523 4088 E-mail: agc@agc-cert.com Web: http://cn.agc-cert.com/





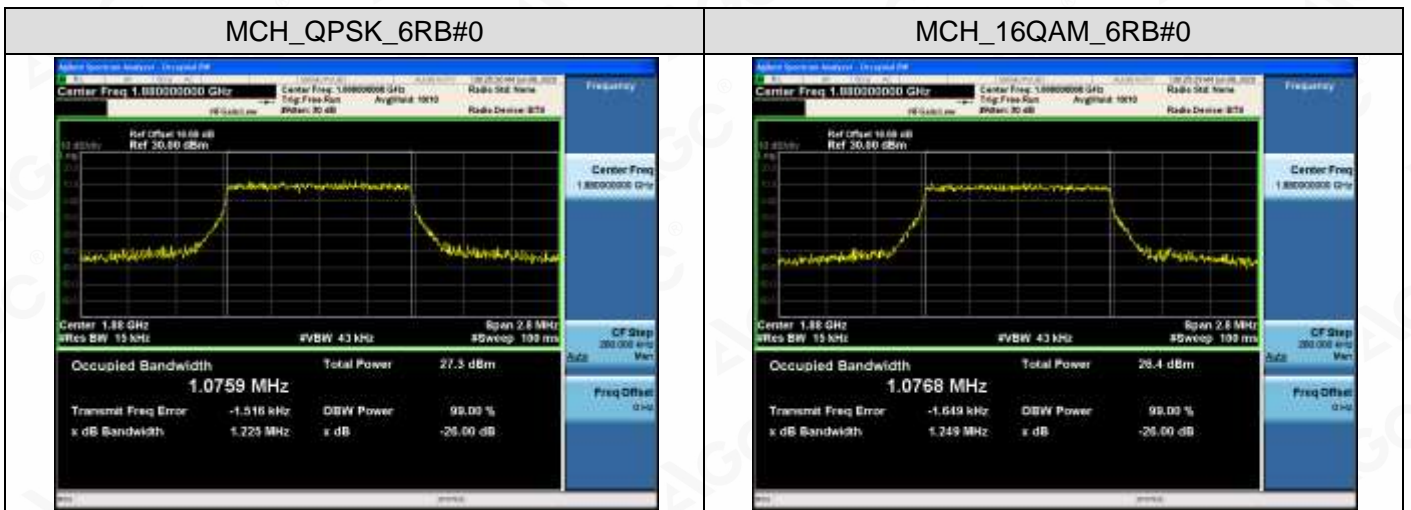
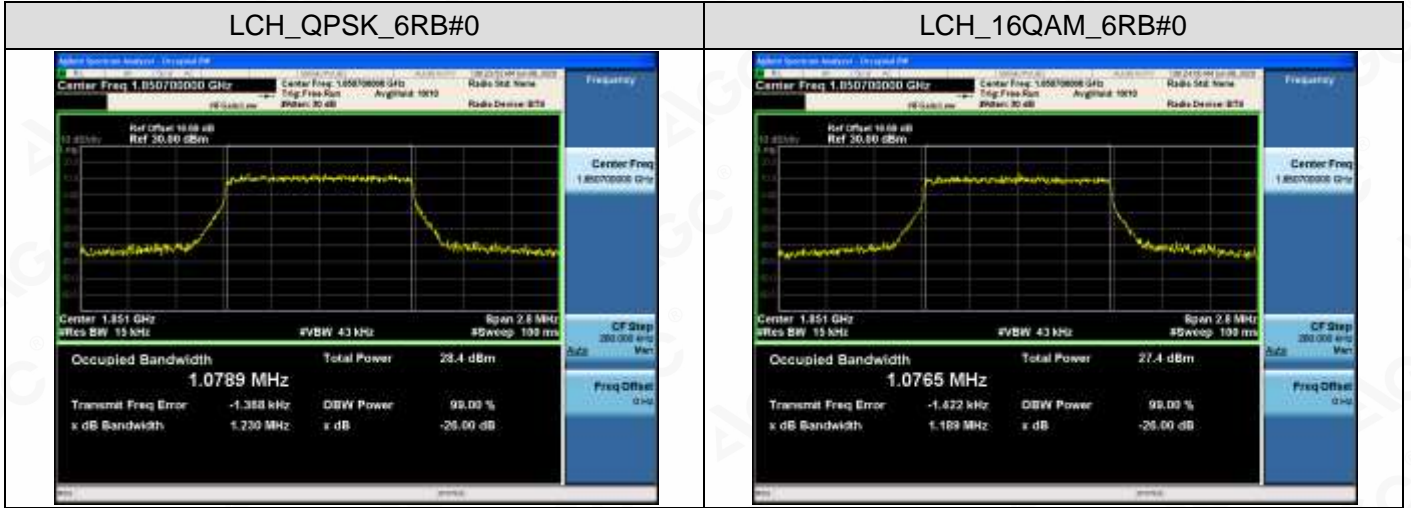
Any report having not been approved, or having been altered without authorization, or having not been stamped by the "Dedicated Testing/Inspection Stamp" is deemed to be invalid. Copying or excerpting portion of, or altering the content of the report is not permitted without the written authorization of AGC. The test results presented in the report apply only to the tested sample. Any objections to report issued by AGC should be submitted to AGC within 15 days after the issuance of the test report. Further enquiry of validity or verification of the test report should be addressed to AGC by agc@agc-cert.com.

Attestation of Global Compliance(Shenzhen)Co., Ltd
 Attestation of Global Compliance(Shenzhen)Std & Tech Co., Ltd
 Tel: +86-755 2523 4088 E-mail: agc@agc-cert.com Web: http://cn.agc-cert.com/



**APPENDIX B TEST PLOTS FOR OCCUPIED BANDWIDTH (99%)
EMISSION BANDWIDTH (-26dBc)**

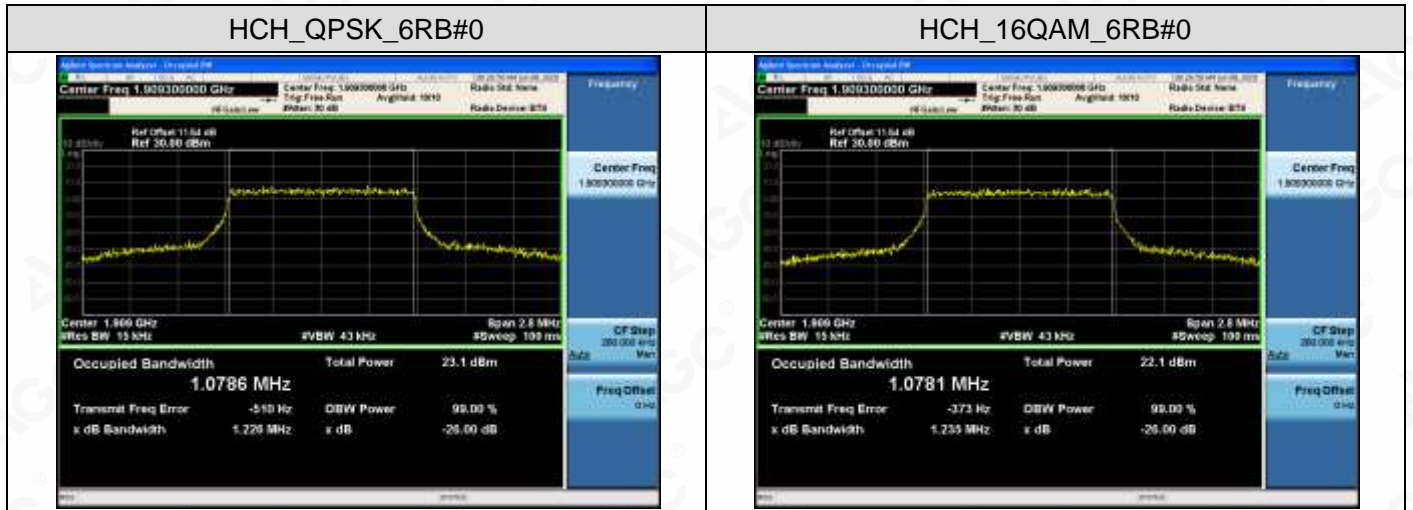
LTE Band 2 Channel Bandwidth: 1.4 MHz



Any report having not been signed by authorized approver, or having been altered without authorization, or having not been stamped by the "Dedicated Testing/Inspection Stamp" is deemed to be invalid. Copying or excerpting portion of, or altering the content of the report is not permitted without the written authorization of AGC. The test results presented in the report apply only to the tested sample. Any objections to report issued by AGC should be submitted to AGC within 15days after the issuance of the test report. Further enquiry of validity or verification of the test report should be addressed to AGC by agc@agc-cert.com.

Attestation of Global Compliance(Shenzhen)Co., Ltd
Attestation of Global Compliance(Shenzhen)Std & Tech Co., Ltd
Tel: +86-755 2523 4088 E-mail: agc@agc-cert.com Web: http://cn.agc-cert.com/





Any report having not been signed by authorized approver, or having been altered without authorization, or having not been stamped by the "Dedicated Testing/Inspection Stamp" is deemed to be invalid. Copying or excerpting portion of, or altering the content of the report is not permitted without the written authorization of AGC. The test results presented in the report apply only to the tested sample. Any objections to report issued by AGC should be submitted to AGC within 15 days after the issuance of the test report. Further enquiry of validity or verification of the test report should be addressed to AGC by agc@agc-cert.com.

Attestation of Global Compliance(Shenzhen)Co., Ltd
Attestation of Global Compliance(Shenzhen)Std & Tech Co., Ltd
Tel: +86-755 2523 4088 E-mail: agc@agc-cert.com Web: http://cn.agc-cert.com/





Conditions of Issuance of Test Reports

1. All samples and goods are accepted by the Attestation of Global Compliance (Shenzhen) Co., Ltd (the “Company”) solely for testing and reporting in accordance with the following terms and conditions. The company provides its services on the basis that such terms and conditions constitute express agreement between the company and any person, firm or company requesting its services (the “Clients”).
2. Any report issued by Company as a result of this application for testing services (the “Report”) shall be issued in confidence to the Clients and the Report will be strictly treated as such by the Company. It may not be reproduced either in its entirety or in part and it may not be used for advertising or other unauthorized purposes without the written consent of the Company. The Clients to whom the Report is issued may, however, show or send it, or a certified copy thereof prepared by the Company to its customer, supplier or other persons directly concerned. The Company will not, without the consent of the Clients, enter into any discussion or correspondence with any third party concerning the contents of the Report, unless required by the relevant governmental authorities, laws or court orders.
3. The Company shall not be called or be liable to be called to give evidence or testimony on the Report in a court of law without its prior written consent, unless required by the relevant governmental authorities, laws or court orders.
4. The non-CMA report issued by AGC is only permitted to be used by the client as internal reference use and shall not be used for public demonstration purpose.
5. In the event of the improper use of the report as determined by the Company, the Company reserves the right to withdraw it, and to adopt any other additional remedies which may be appropriate.
6. Samples submitted for testing are accepted on the understanding that the Report issued cannot form the basis of, or be the instrument for, any legal action against the Company.
7. The Company will not be liable for or accept responsibility for any loss or damage however arising from the use of information contained in any of its Reports or in any communication whatsoever about its said tests or investigations.
8. Clients wishing to use the Report in court proceedings or arbitration shall inform the Company to that effect prior to submitting the sample for testing.
9. The Company is not responsible for recalling the electronic version of the original report when any revision is made to them. The Client assumes the responsibility to providing the revised version to any interested party who uses them.
10. Subject to the variable length of retention time for test data and report stored hereinto as otherwise specifically required by individual accreditation authorities, the Company will only keep the supporting test data and information of the test report for a period of six years. The data and information will be disposed of after the aforementioned retention period has elapsed. Under no circumstances shall we provide any data and information which has been disposed of after retention period. Under no circumstances shall we be liable for damage of any kind, including (but not limited to) compensatory damages, lost profits, lost data, or any form of special, incidental, indirect, consequential or punitive damages of any kind, whether based on breach of contract of warranty, tort (including negligence), product liability or otherwise, even if we are informed in advance of the possibility of such damages.

Any report having not been signed by authorized approver, or having been altered without authorization, or having not been stamped by the “Dedicated Testing/Inspection Stamp” is deemed to be invalid. Copying or excerpting portion of, or altering the content of the report is not permitted without the written authorization of AGC. The test results presented in the report apply only to the tested sample. Any objections to report issued by AGC should be submitted to AGC within 15 days after the issuance of the test report. Further enquiry of validity or verification of the test report should be addressed to AGC by agc@agc-cert.com.

