

---

# SAR Test Report

---

Report No.: AGC09966200501FH01

**FCC ID** : 2AVSK-620

**APPLICATION PURPOSE** : Original Equipment

**PRODUCT DESIGNATION** : Smart Phone

**BRAND NAME** : ClearCellular

**MODEL NAME** : ClearPHONE 620

**APPLICANT** : ClearCellular, Limited.

**DATE OF ISSUE** : Jul. 29,2020

**STANDARD(S)** : IEEE Std. 1528:2013  
FCC 47 CFR Part 2§2.1093:2013  
IEEE Std C95.1™-2005  
IEC 62209-1: 2016

**REPORT VERSION** : V1.0

## Attestation of Global Compliance(Shenzhen) Co., Ltd.

**CAUTION:**

This report shall not be reproduced except in full without the written permission of the test laboratory and shall not be quoted out of context.



Any report having not been signed by authorized approver, or having been altered without authorization, or having not been stamped by the "Dedicated Testing/Inspection Stamp" is deemed to be invalid. Copying or excerpting portion of, or altering the content of the report is not permitted without the written authorization of AGC. The test results presented in the report apply only to the tested sample. Any objections to report issued by AGC should be submitted to AGC within 15days after the issuance of the test report. Further enquiry of validity or verification of the test report should be addressed to AGC by agc@agc-cert.com.

Attestation of Global Compliance(Shenzhen)Co., Ltd  
Attestation of Global Compliance(Shenzhen)Std & Tech Co., Ltd  
Tel: +86-755 2523 4088 E-mail: agc@agc-cert.com Web: http://cn.agc-cert.com/



### Report Revise Record

Report Version	Revise Time	Issued Date	Valid Version	Notes
V1.0	/	Jul. 29,2020	Valid	Initial Release

Any report having not been signed by authorized approver, or having been altered without authorization, or having not been stamped by the "Dedicated Testing/Inspection Stamp" is deemed to be invalid. Copying or excerpting portion of, or altering the content of the report is not permitted without the written authorization of AGC. The test results presented in the report apply only to the tested sample. Any objections to report issued by AGC should be submitted to AGC within 15days after the issuance of the test report. Further enquiry of validity or verification of the test report should be addressed to AGC by [agc@agc-cert.com](mailto:agc@agc-cert.com).

Attestation of Global Compliance(Shenzhen)Co., Ltd  
Attestation of Global Compliance(Shenzhen)Std & Tech Co., Ltd  
Tel: +86-755 2523 4088 E-mail: [agc@agc-cert.com](mailto:agc@agc-cert.com) Web: <http://cn.agc-cert.com/>



Test Report	
Applicant Name	ClearCellular, Limited.
Applicant Address	107 Richmond Street Lower Hutt state New Zealand
Manufacturer Name	COOSEA GROUP (HK) COMPANY LIMITED
Manufacturer Address	UNIT 5-6 16F MULTIFIELD PLAZA 3-7A PRAT AVENUE TSIM SHA TSUI KL HONGKONG
Factory Name	ClearCellular, Limited.
Factory Address	107 Richmond Street Lower Hutt state New Zealand
Product Designation	Smart Phone
Brand Name	ClearCellular
Model Name	ClearPHONE 620
EUT Voltage	DC3.85V by battery
Applicable Standard	IEEE Std. 1528:2013 FCC 47 CFR Part 2§2.1093:2013 IEEE Std C95.1™-2005 IEC 62209-1: 2016
Test Date	Jul. 08,2020 to Jul. 23,2020
Report Template	AGCRT-US-4G/SAR (2018-01-01)

Note: The results of testing in this report apply to the product/system which was tested only.

*Thea Huang*

Prepared By

Thea Huang (Project Engineer)

Jul. 23,2020

*Angela Li*

Reviewed By

Angela Li (Reviewer)

Jul. 29,2020

*Forrest Lei*

Approved By

Forrest Lei (Authorized Officer)

Jul. 29,2020

Any report having not been signed by authorized approver, or having been altered without authorization, or having not been stamped by the "Dedicated Testing/Inspection Stamp" is deemed to be invalid. Copying or excerpting portion of, or altering the content of the report is not permitted without the written authorization of AGC. The test results presented in the report apply only to the tested sample. Any objections to report issued by AGC should be submitted to AGC within 15 days after the issuance of the test report. Further enquiry of validity or verification of the test report should be addressed to AGC by agc@agc-cert.com.



## TABLE OF CONTENTS

<b>1. SUMMARY OF MAXIMUM SAR VALUE .....</b>	<b>5</b>
<b>2. GENERAL INFORMATION .....</b>	<b>6</b>
2.1. EUT DESCRIPTION .....	6
<b>3. SAR MEASUREMENT SYSTEM .....</b>	<b>8</b>
3.1. THE DASY5 SYSTEM USED FOR PERFORMING COMPLIANCE TESTS CONSISTS OF FOLLOWING ITEMS .....	8
3.2. DASY5 E-FIELD PROBE .....	9
3.3. DATA ACQUISITION ELECTRONICS DESCRIPTION .....	9
3.4. ROBOT .....	10
3.5. LIGHT BEAM UNIT .....	10
3.6. DEVICE HOLDER .....	11
3.7. MEASUREMENT SERVER .....	11
3.8. PHANTOM .....	12
<b>4. SAR MEASUREMENT PROCEDURE .....</b>	<b>13</b>
4.1. SPECIFIC ABSORPTION RATE (SAR) .....	13
4.2. SAR MEASUREMENT PROCEDURE .....	14
4.3. RF EXPOSURE CONDITIONS .....	16
<b>5. TISSUE SIMULATING LIQUID .....</b>	<b>18</b>
5.1. THE COMPOSITION OF THE TISSUE SIMULATING LIQUID .....	18
5.2. TISSUE DIELECTRIC PARAMETERS FOR HEAD AND BODY PHANTOMS .....	19
5.3. TISSUE CALIBRATION RESULT .....	20
<b>6. SAR SYSTEM CHECK PROCEDURE .....</b>	<b>22</b>
6.1. SAR SYSTEM CHECK PROCEDURES .....	22
6.2. SAR SYSTEM CHECK .....	23
<b>7. EUT TEST POSITION .....</b>	<b>25</b>
7.2. CHEEK POSITION .....	26
7.3. TILT POSITION .....	26
7.4. BODY WORN POSITION .....	27
<b>8. SAR EXPOSURE LIMITS .....</b>	<b>28</b>
<b>9. TEST FACILITY .....</b>	<b>29</b>
<b>10. TEST EQUIPMENT LIST .....</b>	<b>30</b>
<b>11. MEASUREMENT UNCERTAINTY .....</b>	<b>31</b>
<b>12. CONDUCTED POWER MEASUREMENT .....</b>	<b>34</b>
<b>13. TEST RESULTS .....</b>	<b>61</b>
13.1. SAR TEST RESULTS SUMMARY .....	61
<b>APPENDIX A. SAR SYSTEM CHECK DATA .....</b>	<b>90</b>
<b>APPENDIX B. SAR MEASUREMENT DATA .....</b>	<b>98</b>
<b>APPENDIX C. TEST SETUP PHOTOGRAPHS .....</b>	<b>140</b>
<b>APPENDIX D. CALIBRATION DATA .....</b>	<b>147</b>

Any report having not been signed by authorized approver, or having been altered without authorization, or having not been stamped by the "Dedicated Testing/Inspection Stamp" is deemed to be invalid. Copying or excerpting portion of, or altering the content of the report is not permitted without the written authorization of AGC. The test results presented in the report apply only to the tested sample. Any objections to report issued by AGC should be submitted to AGC within 15days after the issuance of the test report. Further enquiry of validity or verification of the test report should be addressed to AGC by agc@agc-cert.com.





## 1. SUMMARY OF MAXIMUM SAR VALUE

The maximum results of Specific Absorption Rate (SAR) found during testing for EUT are as follows:

Frequency Band	Highest Reported 1g-SAR(W/Kg)		SAR Test Limit (W/Kg)
	Head	Body-worn	
GSM 850	0.119	0.405	1.6
PCS 1900	0.044	0.631	
UMTS Band II	0.118	0.747	
UMTS Band IV	0.069	0.403	
UMTS Band V	0.089	0.209	
LTE Band 2	0.111	0.791	
LTE Band 4	0.034	0.416	
LTE Band 5	0.189	0.440	
LTE Band 7	1.280	0.552	
LTE Band 12	0.191	0.296	
LTE Band 13	0.149	0.290	
LTE Band 17	0.187	0.310	
WIFI 2.4G	0.700	0.274	
Simultaneous Reported SAR	1.508		
SAR Test Result	PASS		

This device is compliance with Specific Absorption Rate (SAR) for general population/uncontrolled exposure limits (1.6W/Kg) specified in IEEE Std. 1528:2013; FCC 47CFR § 2.1093; IEEE/ANSI C95.1:2005 and the following specific FCC Test Procedures:

- KDB 447498 D01 General RF Exposure Guidance v06
- KDB 648474 D04 Handset SAR v01r03
- KDB 865664 D01 SAR Measurement 100MHz to 6GHz v01r04
- KDB 941225 D01 3G SAR Procedures v03r01
- KDB 941225 D06 Hotspot Mode v02r01
- KDB 248227 D01 802 11 Wi-Fi SAR v02r02
- KDB 941225 D05 SAR for LTE Devices v02r05

Any report having not been signed by authorized approver, or having been altered without authorization, or having not been stamped by the "Dedicated Testing/Inspection Stamp" is deemed to be invalid. Copying or excerpting portion of, or altering the content of the report is not permitted without the written authorization of AGC. The test results presented in the report apply only to the tested sample. Any objections to report issued by AGC should be submitted to AGC within 15days after the issuance of the test report. Further enquiry of validity or verification of the test report should be addressed to AGC by agc@agc-cert.com.



## 2. GENERAL INFORMATION

### 2.1. EUT Description

General Information	
Product Designation	Smart Phone
Test Model	ClearPHONE 620
Hardware Version	K7011Q_01
Software Version	K7011.GB.HD J.Q0.ANASAPA9DATJDFTL.0402_1614.V2.1
Device Category	Portable
RF Exposure Environment	Uncontrolled
Antenna Type	Internal
GSM and GPRS& EGPRS	
Support Band	<input checked="" type="checkbox"/> GSM 850 <input checked="" type="checkbox"/> PCS 1900 <input type="checkbox"/> GSM 900 <input type="checkbox"/> DCS 1800
GPRS & EGPRS Type	Class B
GPRS & EGPRS Class	Class 12(1Tx+4Rx, 2Tx+3Rx, 3Tx+2Rx, 4Tx+1Rx)
TX Frequency Range	GSM 850 : 820-850MHz;; PCS 1900: 1850-1910MHz;
RX Frequency Range	GSM 850 : 869~894MHz; PCS 1900: 1930~1990MHz
Release Version	R99
Type of modulation	GMSK for GSM/GPRS; GMSK & 8-PSK for EGPRS
Antenna Gain	GSM850:-2.5dBi; PCS1900: -1.0dBi
Max. Average Power	GSM850: 33.51dBm ;PCS1900: 30.17dBm
WCDMA	
Support Band	<input checked="" type="checkbox"/> UMTS FDD Band II <input checked="" type="checkbox"/> UMTS FDD Band V <input checked="" type="checkbox"/> UMTS FDD Band IV <input type="checkbox"/> UMTS FDD Band I <input type="checkbox"/> UMTS FDD Band VIII
HS Type	HSPA(HSUPA/HSDPA)
TX Frequency Range	WCDMA FDD Band II: 1850-1910MHz; WCDMA FDD Band V: 820-850MHz FDD Band IV: 1712.4-1752.6MHz
RX Frequency Range	WCDMA FDD Band II: 1930-1990MHz; WCDMA FDD Band V: 869-894MHz FDD Band IV: 2112.4-5152.6MHz
Release Version	Rel-6
Type of modulation	HSDPA:QPSK/16QAM; HSUPA:BPSK; WCDMA:QPSK
Antenna Gain	WCDMA850: -2.5dBi; WCDMA1700:-1.0dBi; WCDMA1900:-1.0dBi;
Max. Average Power	Band II: 23.32dBm; Band IV: 23.33 dBm; Band V: 23.39dBm;

Any report having not been signed by authorized approver, or having been altered without authorization, or having not been stamped by the "Dedicated Testing/Inspection Stamp" is deemed to be invalid. Copying or excerpting portion of, or altering the content of the report is not permitted without the written authorization of AGC. The test results presented in the report apply only to the tested sample. Any objections to report issued by AGC should be submitted to AGC within 15days after the issuance of the test report. Further enquiry of validity or verification of the test report should be addressed to AGC by agc@agc-cert.com.



**EUT Description( Continue)**

<b>LTE</b>	
Support Band	<input checked="" type="checkbox"/> FDD Band 2 <input checked="" type="checkbox"/> FDD Band 4 <input checked="" type="checkbox"/> FDD Band 5 <input checked="" type="checkbox"/> FDD Band 7 <input checked="" type="checkbox"/> FDD Band 12 <input checked="" type="checkbox"/> FDD Band 13 <input checked="" type="checkbox"/> FDD Band 17 <input type="checkbox"/> FDD Band 26 <input type="checkbox"/> TDD Band 41 (U.S. Bands) <input type="checkbox"/> FDD Band 1 <input type="checkbox"/> FDD Band 3 <input type="checkbox"/> FDD Band 7 <input type="checkbox"/> FDD Band 8 <input type="checkbox"/> FDD Band 20 <input type="checkbox"/> TDD Band 28 <input type="checkbox"/> TDD Band 38 <input type="checkbox"/> FDD Band 40 <input type="checkbox"/> FDD Band 42 <input type="checkbox"/> FDD Band 43 (Non-U.S. Bands)
TX Frequency Range	Band 2:1850-1910MHz; Band 4:1710-1755MHz;Band 5:824-849MHz; Band 7:2500-2570MHz; Band 12:699-716MHz; Band 13:777-787MHz; Band 17: 704-716MHz;
RX Frequency Range	Band 2:1930-1990MHz; Band 4:2110-2155MHz; Band 5:869-894MHz; Band 7:2620-2690MHz; Band 12: 729-746 MHz; Band 13:746-756MHz; Band 17: 734-746 MHz; Band
Release Version	Rel-8
Type of modulation	QPSK, 16QAM
Antenna gain:	Band 2: -1.00dBi; Band 4: -1.00dBi; Band 5:-2.50dBi; Band 7: -1.00dBi; Band 12:-2.50dBi; ;Band 13:-2.50dBi, Band 17:-2.50dBi
Max. Average Power	Band 2: 22.86dBm; Band 4: 22.82dBm; Band 5: 24.22dBm; Band 7:23.18dBm; Band 12: 25.30dBm; Band 13: 25.12dBm ; Band 17: 25.11dBm;
<b>Bluetooth</b>	
Operation Frequency	2402~2480MHz
Antenna Gain	-1.0dBi
Bluetooth Version	V4.2
Type of modulation	<b>BR/EDR:</b> GFSK, $\Pi/4$ -DQPSK, 8-DPSK; <b>BLE:</b> GFSK
EIRP	<b>BR/EDR:</b> 4.382dBm; <b>BLE:</b> 5.406dBm
<b>WIFI</b>	
WIFI Specification	<input type="checkbox"/> 802.11a <input checked="" type="checkbox"/> 802.11b <input checked="" type="checkbox"/> 802.11g <input checked="" type="checkbox"/> 802.11n(20) <input checked="" type="checkbox"/> 802.11n(40)
Operation Frequency	2412~2462MHz
Avg. Burst Power	11b:13.08dBm,11g:12.47dBm,11n(20):12.45dBm,11n(40):12.34dBm
Antenna Gain	-1.0dBi
<b>Accessories</b>	
Battery	Brand name: N/A Model No. : BL-A5CT Voltage and Capacitance: 3.85 V & 4900mAh
Earphone	Brand name: N/A Model No. : N/A

- Note:1.CMU200 can measure the average power and Peak power at the same time  
 2.The sample used for testing is end product.  
 3. The test sample has no any deviation to the test method of standard mentioned in page 1.

Product	Type
	<input checked="" type="checkbox"/> Production unit <input type="checkbox"/> Identical Prototype

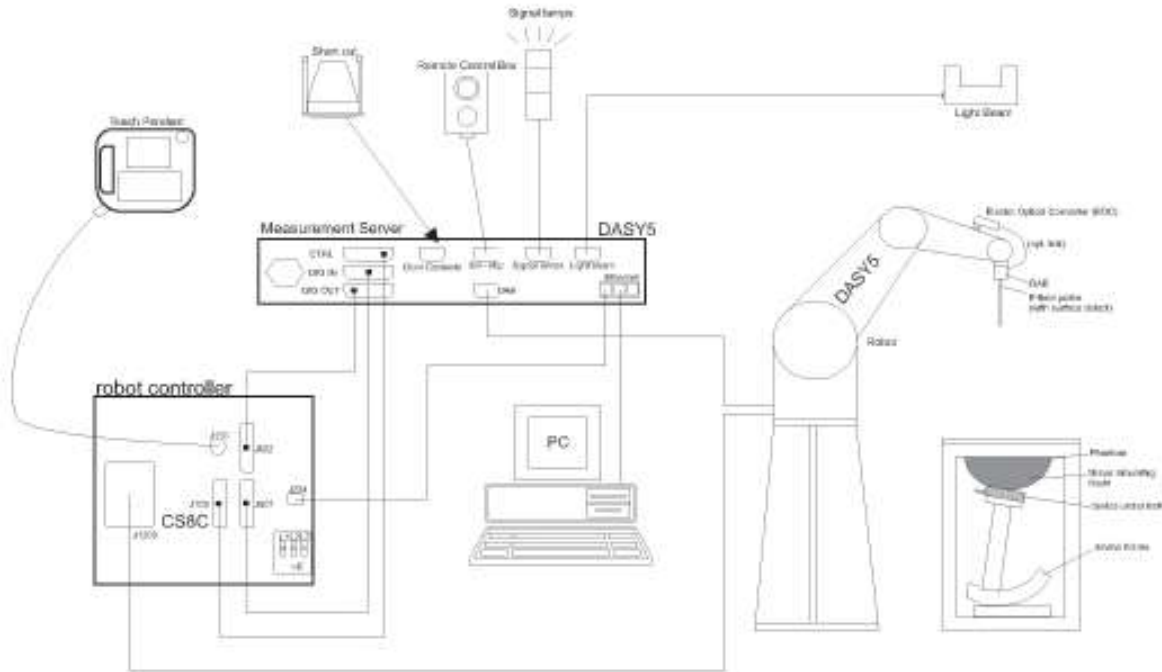
Any report having not been signed by authorized approver, or having been altered without authorization, or having not been stamped by the "Dedicated Testing/Inspection Stamp" is deemed to be invalid. Copying or excerpting portion of, or altering the content of the report is not permitted without the written authorization of AGC. The test results presented in the report apply only to the tested sample. Any objections to report issued by AGC should be submitted to AGC within 15days after the issuance of the test report. Further enquiry of validity or verification of the test report should be addressed to AGC by agc@agc-cert.com.





### 3. SAR MEASUREMENT SYSTEM

#### 3.1. The DASY5 system used for performing compliance tests consists of following items



- A standard high precision 6-axis robot with controller, teach pendant and software.
- Data acquisition electronics (DAE) which attached to the robot arm extension. The DAE consist of a highly sensitive electrometer-grade preamplifier with auto-zeroing, a channel and gain-switching multiplexer, a fast 16 bit AD-converter and a command decoder with a control logic unit. Transmission to the measurement server is accomplished through an optical downlink for data and status information, as well as an optical uplink for commands and the clock
- A dosimetric probe equipped with an optical surface detector system.
- The Electro-optical converter (EOC) performs the conversion from optical to electrical signals for the digital Communication to the DAE. To use optical surface detection, a special version of the EOC is required. The EOC signal is transmitted to the measurement server.
- A Light Beam used is for probe alignment. This improves the (absolute) accuracy of the probe positioning.
- A computer running WinXP and the DASY5 software.
- Remote control and teach pendant as well as additional circuitry for robot safety such as warning lamps, etc.
- Phantoms, device holders and other accessories according to the targeted measurement.

Any report having not been signed by authorized approver, or having been altered without authorization, or having not been stamped by the "Dedicated Testing/Inspection Stamp" is deemed to be invalid. Copying or excerpting portion of, or altering the content of the report is not permitted without the written authorization of AGC. The test results presented in the report apply only to the tested sample. Any objections to report issued by AGC should be submitted to AGC within 15days after the issuance of the test report. Further enquiry of validity or verification of the test report should be addressed to AGC by agc@agc-cert.com.






### 3.2. DASYS E-Field Probe

The SAR measurement is conducted with the dosimetric probe manufactured by SPEAG. The probe is specially designed and calibrated for use in liquid with high permittivity. The dosimetric probe has special calibration in liquid at different frequency. SPEAG conducts the probe calibration in compliance with international and national standards (e.g. IEEE-1528 etc.) Under ISO17025. The calibration data are in Appendix D.

#### Isotropic E-Field Probe Specification


<b>Model</b>	EX3DV4-SN:3953	
<b>Manufacture</b>	SPEAG	
<b>frequency</b>	0.7GHz-6GHz Linearity: $\pm 0.9\%$ (k=2)	
<b>Dynamic Range</b>	0.01W/Kg-100W/Kg Linearity: $\pm 0.9\%$ (k=2)	
<b>Dimensions</b>	Overall length: 337mm Tip diameter: 2.5mm Typical distance from probe tip to dipole centers: 1mm	
<b>Application</b>	High precision dosimetric measurements in any exposure scenario (e.g., very strong gradient fields). Only probe which enables compliance testing for frequencies up to 6 GHz with precision of better 30%.	

### 3.3. Data Acquisition Electronics description

The data acquisition electronics (DAE) consist of a highly sensitive electrometer-grade preamplifier with auto-zeroing, a channel and gain-switching multiplexer, a fast 16 bit AD-converter and a command decoder with a control logic unit. Transmission to the measurement server is accomplished through an optical downlink for data and status information, as well as an optical uplink for commands and the clock.

The mechanical probe mounting device includes two different sensor systems for frontal and sideways probe contacts. They are used for mechanical surface detection and probe collision detection.

#### DAE4

<b>Input Impedance</b>	200M $\Omega$	
<b>The Inputs</b>	Symmetrical and floating	
<b>Common mode rejection</b>	above 80 dB	

Any report having not been signed by authorized approver, or having been altered without authorization, or having not been stamped by the "Dedicated Testing/Inspection Stamp" is deemed to be invalid. Copying or excerpting portion of, or altering the content of the report is not permitted without the written authorization of AGC. The test results presented in the report apply only to the tested sample. Any objections to report issued by AGC should be submitted to AGC within 15 days after the issuance of the test report. Further enquiry of validity or verification of the test report should be addressed to AGC by agc@agc-cert.com.

### 3.4. Robot

The DASY system uses the high precision robots (DASY5:TX60) type from Stäubli SA (France). For the 6-axis controller system, the robot controller version from is used.

The XL robot series have many features that are important for our application:

- High precision (repeatability 0.02 mm)
- High reliability (industrial design)
- Jerk-free straight movements
- Low ELF interference (the closed metallic construction shields against motor control fields)
- 6-axis controller



### 3.5. Light Beam Unit

The light beam switch allows automatic “tooling” of the probe. During the process, the actual position of the probe tip with respect to the robot arm is measured, as well as the probe length and the horizontal probe offset. The software then corrects all movements, such that the robot coordinates are valid for the probe tip.

The repeatability of this process is better than 0.1 mm. If a position has been taught with an aligned prob.1 mm, even if the other probe has different dimensions. During probe rotations, the probe tip will keep its actual position. e, the same position will be reached with another aligned probe within 0



Any report having not been signed by authorized approver, or having been altered without authorization, or having not been stamped by the “Dedicated Testing/Inspection Stamp” is deemed to be invalid. Copying or excerpting portion of, or altering the content of the report is not permitted without the written authorization of AGC. The test results presented in the report apply only to the tested sample. Any objections to report issued by AGC should be submitted to AGC within 15days after the issuance of the test report. Further enquiry of validity or verification of the test report should be addressed to AGC by agc@agc-cert.com.

Attestation of Global Compliance(Shenzhen)Co., Ltd  
Attestation of Global Compliance(Shenzhen)Std & Tech Co., Ltd  
Tel: +86-755 2523 4088 E-mail: agc@agc-cert.com Web: http://cn.agc-cert.com/



### 3.6. Device Holder

The DASY device holder is designed to cope with different positions given in the standard. It has two scales for the device rotation (with respect to the body axis) and the device inclination (with respect to the line between the ear reference points). The rotation center for both scales is the ear reference point (EPR).

Thus the device needs no repositioning when changing the angles.

The DASY device holder has been made out of low-loss POM material having the following dielectric parameters: relative permittivity  $\epsilon=3$  and loss tangent  $\delta = 0.02$ . The amount of dielectric material has been reduced in the closest vicinity of the device, since measurements have suggested that the influence of the clamp on the test results could thus be lowered.



### 3.7. Measurement Server

The measurement server is based on a PC/104 CPU board with CPU (DASY5: 400 MHz, Intel Celeron), chip-disk (DASY5: 128MB), RAM (DASY5: 128MB). The necessary circuits for communication with the DAE electronic box, as well as the 16 bit AD converter system for optical detection and digital I/O interface are contained on the DAYS I/O board, which is directly connected to the PC/104 bus of the CPU board.

The measurement server performs all the real-time data evaluation for field measurements and surface detection, controls robot movements and handles safety operations.



Any report having not been signed by authorized approver, or having been altered without authorization, or having not been stamped by the "Dedicated Testing/Inspection Stamp" is deemed to be invalid. Copying or excerpting portion of, or altering the content of the report is not permitted without the written authorization of AGC. The test results presented in the report apply only to the tested sample. Any objections to report issued by AGC should be submitted to AGC within 15 days after the issuance of the test report. Further enquiry of validity or verification of the test report should be addressed to AGC by [agc@agc-cert.com](mailto:agc@agc-cert.com).

Attestation of Global Compliance(Shenzhen)Co., Ltd  
Attestation of Global Compliance(Shenzhen)Std & Tech Co., Ltd  
Tel: +86-755 2523 4088 E-mail: [agc@agc-cert.com](mailto:agc@agc-cert.com) Web: <http://cn.agc-cert.com/>





### 3.8. PHANTOM SAM Twin Phantom

The SAM twin phantom is a fiberglass shell phantom with 2mm shell thickness (except the ear region where shell thickness increases to 6mm). It has three measurement areas:


- Left head
- Right head
- Flat phantom



The bottom plate contains three pair of bolts for locking the device holder. The device holder positions are adjusted to the standard measurement positions in the three sections. A white cover is provided to tap the phantom during off-periods to prevent water evaporation and changes in the liquid parameters. On the phantom top, three reference markers are provided to identify the phantom position with respect to the robot.

### ELI4 Phantom

Flat phantom a fiberglass shell flat phantom with 2mm+/- 0.2 mm shell thickness. It has only one measurement area for Flat phantom



Any report having not been signed by authorized approver, or having been altered without authorization, or having not been stamped by the "Dedicated Testing/Inspection Stamp" is deemed to be invalid. Copying or excerpting portion of, or altering the content of the report is not permitted without the written authorization of AGC. The test results presented in the report apply only to the tested sample. Any objections to report issued by AGC should be submitted to AGC within 15days after the issuance of the test report. Further enquiry of validity or verification of the test report should be addressed to AGC by agc@agc-cert.com.

Attestation of Global Compliance(Shenzhen)Co., Ltd  
Attestation of Global Compliance(Shenzhen)Std & Tech Co., Ltd  
Tel: +86-755 2523 4088 E-mail: agc@agc-cert.com Web: http://cn.agc-cert.com/





## 4. SAR MEASUREMENT PROCEDURE

### 4.1. Specific Absorption Rate (SAR)

SAR is related to the rate at which energy is absorbed per unit mass in object exposed to a radio field. The SAR distribution in a biological body is complicated and is usually carried out by experimental techniques or numerical modeling. The standard recommends limits for two tiers of groups, occupational/controlled and occupational/uncontrolled, based on a person's awareness and ability to exercise control over his or her exposure. In general, occupational/controlled exposure limits are higher than the limits for general population/uncontrolled.

The SAR definition is the time derivative (rate) of the incremental energy (dW) absorbed by (dissipated in) an incremental mass (dm) contained in a volume element(dv) of given mass density (ρ). The equation description is as below:

$$SAR = \frac{d}{dt} \left( \frac{dW}{dm} \right) = \frac{d}{dt} \left( \frac{dW}{\rho dV} \right)$$

SAR is expressed in units of Watts per kilogram (W/Kg)

SAR can be obtained using either of the following equations:

$$SAR = \frac{\sigma E^2}{\rho}$$

$$SAR = c_h \left. \frac{dT}{dt} \right|_{t=0}$$

Where

SAR	is the specific absorption rate in watts per kilogram;
E	is the r.m.s. value of the electric field strength in the tissue in volts per meter;
σ	is the conductivity of the tissue in siemens per metre;
ρ	is the density of the tissue in kilograms per cubic metre;
c <sub>h</sub>	is the heat capacity of the tissue in joules per kilogram and Kelvin;
$\left. \frac{dT}{dt} \right _{t=0}$	is the initial time derivative of temperature in the tissue in kelvins per second

Any report having not been signed by authorized approver, or having been altered without authorization, or having not been stamped by the "Dedicated Testing/Inspection Stamp" is deemed to be invalid. Copying or excerpting portion of, or altering the content of the report is not permitted without the written authorization of AGC. The test results presented in the report apply only to the tested sample. Any objections to report issued by AGC should be submitted to AGC within 15days after the issuance of the test report. Further enquiry of validity or verification of the test report should be addressed to AGC by agc@agc-cert.com.



## 4.2. SAR Measurement Procedure

### Step 1: Power Reference Measurement

The Power Reference Measurement and Power Drift Measurement are for monitoring the power drift of the device under test in the batch process. The minimum distance of probe sensors to surface is 2.7mm This distance cannot be smaller than the distance os sensor calibration points to probe tip as `defined in the probe properties,

### Step 2: Area Scan

The Area Scan is used as a fast scan in two dimensions to find the area of high field values, before doing a fine measurement around the hot spot. The sophisticated interpolation routines implemented in DASY software can find the maximum locations even in relatively coarse grids. When an Area Scan has measured all reachable points, it computes the field maximal found in the scanned area, within a range of the global maximum. The range (in db) is specified in the standards for compliance testing. For example, a 2db range is required in IEEE Standard 1528, whereby 3db is a requirement when compliance is assessed in accordance with the ARIB standard (Japan) If one Zoom Scan follows the Area Scan, then only the absolute maximum will be taken as reference. For cases where multiple maximum are detected, the number of Zoom Scan has to be increased accordingly.

Area Scan Parameters extracted from KDB 865664 D01 SAR Measurement 100MHz to 6GHz

	≤ 3 GHz	> 3 GHz
Maximum distance from closest measurement point (geometric center of probe sensors) to phantom surface	5 ± 1 mm	$\frac{1}{2} \cdot \delta \cdot \ln(2) \pm 0.5$ mm
Maximum probe angle from probe axis to phantom surface normal at the measurement location	30° ± 1°	20° ± 1°
Maximum area scan spatial resolution: $\Delta x_{Area}$ , $\Delta y_{Area}$	≤ 2 GHz: ≤ 15 mm 2 – 3 GHz: ≤ 12 mm	3 – 4 GHz: ≤ 12 mm 4 – 6 GHz: ≤ 10 mm
	When the x or y dimension of the test device, in the measurement plane orientation, is smaller than the above, the measurement resolution must be ≤ the corresponding x or y dimension of the test device with at least one measurement point on the test device.	

### Step 3: Zoom Scan

Zoom Scan are used to assess the peak spatial SAR value within a cubic average volume containing 1g abd 10g of simulated tissue. The Zoom Scan measures points(refer to table below) within a cube whose base faces are centered on the maxima found in a preceding area scan job within the same procedure. When the measurement is done, the Zoom Scan evaluates the averaged SAR for 1g and 10g and displays these values next to the job's label.

Any report having not been signed by authorized approver, or having been altered without authorization, or having not been stamped by the "Dedicated Testing/Inspection Stamp" is deemed to be invalid. Copying or excerpting portion of, or altering the content of the report is not permitted without the written authorization of AGC. The test results presented in the report apply only to the tested sample. Any objections to report issued by AGC should be submitted to AGC within 15days after the issuance of the test report. Further enquiry of validity or verification of the test report should be addressed to AGC by agc@agc-cert.com.



Zoom Scan Parameters extracted from KDB865664 d01 SAR Measurement 100MHz to 6GHz

Maximum zoom scan spatial resolution: $\Delta x_{Zoom}$ , $\Delta y_{Zoom}$		$\leq 2$ GHz: $\leq 8$ mm 2 – 3 GHz: $\leq 5$ mm*	3 – 4 GHz: $\leq 5$ mm* 4 – 6 GHz: $\leq 4$ mm*
Maximum zoom scan spatial resolution, normal to phantom surface	uniform grid: $\Delta z_{Zoom}(n)$	$\leq 5$ mm	3 – 4 GHz: $\leq 4$ mm 4 – 5 GHz: $\leq 3$ mm 5 – 6 GHz: $\leq 2$ mm
	graded grid	$\Delta z_{Zoom}(1)$ : between 1 <sup>st</sup> two points closest to phantom surface	$\leq 4$ mm
		$\Delta z_{Zoom}(n>1)$ : between subsequent points	$\leq 1.5 \cdot \Delta z_{Zoom}(n-1)$
Minimum zoom scan volume	x, y, z	$\geq 30$ mm	3 – 4 GHz: $\geq 28$ mm 4 – 5 GHz: $\geq 25$ mm 5 – 6 GHz: $\geq 22$ mm
<p>Note: <math>\delta</math> is the penetration depth of a plane-wave at normal incidence to the tissue medium; see draft standard IEEE P1528-2011 for details.</p> <p>* When zoom scan is required and the <i>reported</i> SAR from the <i>area scan based 1-g SAR estimation</i> procedures of KDB 447498 is <math>\leq 1.4</math> W/kg, <math>\leq 8</math> mm, <math>\leq 7</math> mm and <math>\leq 5</math> mm zoom scan resolution may be applied, respectively, for 2 GHz to 3 GHz, 3 GHz to 4 GHz and 4 GHz to 6 GHz.</p>			

Step 4: Power Drift Measurement

The Power Drift Measurement measures the field at the same location as the most recent power reference measurement within the same procedure, and with the same settings. The Power Drift Measurement gives the field difference in dB from the reading conducted within the same settings. This allows a user to monitor the power drift of the device under test within a batch process. The measurement procedure is the same as Step 1.

Any report having not been signed by authorized approver, or having been altered without authorization, or having not been stamped by the "Dedicated Testing/Inspection Stamp" is deemed to be invalid. Copying or excerpting portion of, or altering the content of the report is not permitted without the written authorization of AGC. The test results presented in the report apply only to the tested sample. Any objections to report issued by AGC should be submitted to AGC within 15 days after the issuance of the test report. Further enquiry of validity or verification of the test report should be addressed to AGC by agc@agc-cert.com.





### 4.3. RF Exposure Conditions

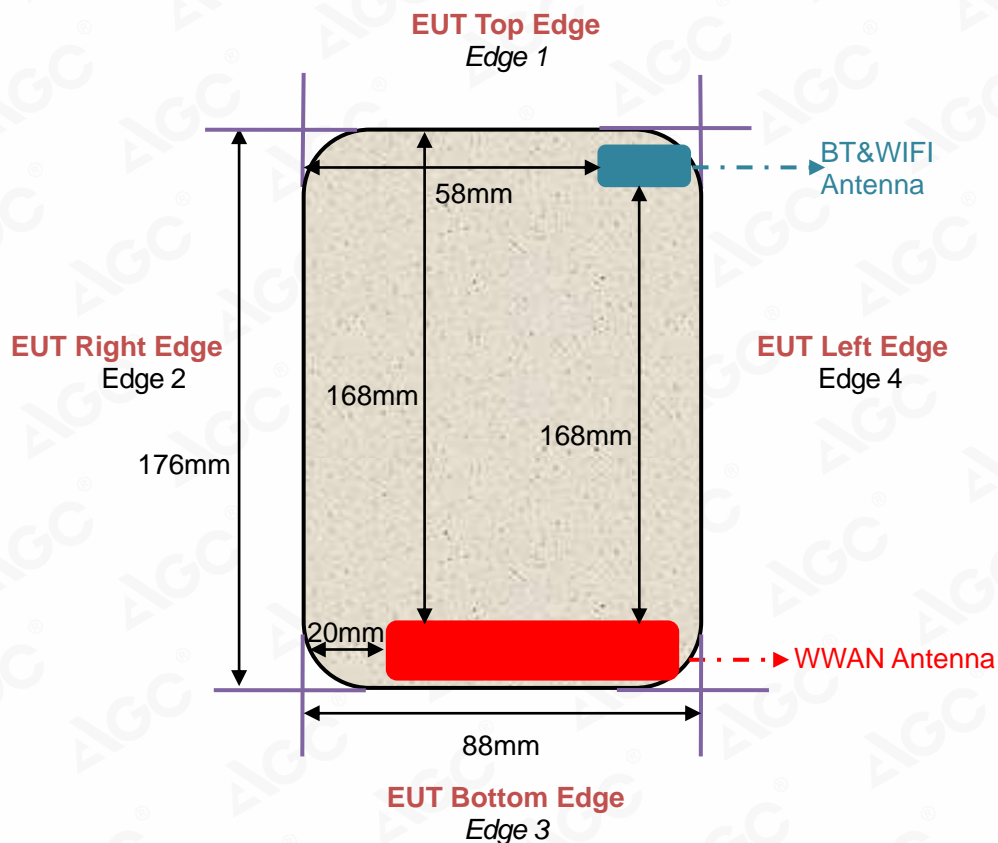
Test Configuration and setting:

The EUT is a model of GSM/WCDMA Portable Mobile Station (MS). It supports GSM/GPRS/EGPRS, WCDMA/HSPA, BT, WIFI, and support hot spot mode.

For WWAN SAR testing, the device was controlled by using a base station emulator. Communication between the device and the emulator were established by air link. The distance between the EUT and the antenna is larger than 50cm, and the output power radiated from the emulator antenna is at least 30db smaller than the output power of EUT.

For WLAN testing, the EUT is configured with the WLAN continuous TX tool through engineering command.

#### Antenna Location: (the back view)



Any report having not been signed by authorized approver, or having been altered without authorization, or having not been stamped by the "Dedicated Testing/Inspection Stamp" is deemed to be invalid. Copying or excerpting portion of, or altering the content of the report is not permitted without the written authorization of AGC. The test results presented in the report apply only to the tested sample. Any objections to report issued by AGC should be submitted to AGC within 15 days after the issuance of the test report. Further enquiry of validity or verification of the test report should be addressed to AGC by agc@agc-cert.com.





For WWAN mode:

Test Configurations	Antenna to edges/surface	SAR required	Note
Head			
Left Touch		Yes	--
Left Tilt		Yes	--
Right Touch		Yes	--
Right Tilt		Yes	--
Body			
Back	<25mm	Yes	--
Front	<25mm	Yes	--
Hotspot			
Back	<25mm	Yes	--
Front	<25mm	Yes	--
Edge 1 (Top)	168mm	No	SAR is not required for the distance between the antenna and the edge is >25mm as per KDB 941225 D06 Hotspot SAR
Edge 2 (Right)	20mm	Yes	--
Edge 3 (Bottom)	1mm	Yes	--
Edge 4 (Left)	1mm	Yes	--

For WLAN mode:

Test Configurations	Antenna to edges/surface	SAR required	Note
Head			
Left Touch		Yes	--
Left Tilt		Yes	--
Right Touch		Yes	--
Right Tilt		Yes	--
Body			
Back	<25mm	Yes	--
Front	<25mm	Yes	--
Hotspot			
Back	<25mm	Yes	--
Front	<25mm	Yes	--
Edge 1 (Top)	1mm	Yes	--
Edge 2 (Right)	58mm	No	SAR is not required for the distance between the antenna and the edge is >25mm as per KDB 941225 D06 Hotspot SAR
Edge 3 (Bottom)	168mm	No	SAR is not required for the distance between the antenna and the edge is >25mm as per KDB 941225 D06 Hotspot SAR
Edge 4 (Left)	1mm	Yes	--

Any report having not been signed by authorized approver, or having been altered without authorization, or having not been stamped by the "Dedicated Testing/Inspection Stamp" is deemed to be invalid. Copying or excerpting portion of, or altering the content of the report is not permitted without the written authorization of AGC. The test results presented in the report apply only to the tested sample. Any objections to report issued by AGC should be submitted to AGC within 15 days after the issuance of the test report. Further enquiry of validity or verification of the test report should be addressed to AGC by agc@agc-cert.com.



## 5. TISSUE SIMULATING LIQUID

For SAR measurement of the field distribution inside the phantom, the phantom must be filled with homogeneous tissue simulating liquid to a depth of at least 15cm. For head SAR testing the liquid height from the ear reference point (ERP) of the phantom to the liquid top surface is larger than 15cm For body SAR testing, the liquid height from the center of the flat phantom to the liquid top surface is larger than 15cm. The nominal dielectric values of the tissue simulating liquids in the phantom and the tolerance of 10% are listed in 6.2

### 5.1. The composition of the tissue simulating liquid

Ingredient (% Weight) Frequency (MHz)	Water	Nacl	Polysorbate 20	DGBE	1,2 Propanediol	Triton X-100
750 Head	35	2	0.0	0.0	63	0.0
835 Head	50.36	1.25	48.39	0.0	0.0	0.0
1750 Head	52.64	0.36	0.0	47	0.0	0.0
1900 Head	54.9	0.18	0.0	44.92	0.0	0.0
2450 Head	71.88	0.16	0.0	7.99	0.0	19.97
2600 Head	55.242	0.306	0	44.452	0	0

Any report having not been signed by authorized approver, or having been altered without authorization, or having not been stamped by the "Dedicated Testing/Inspection Stamp" is deemed to be invalid. Copying or excerpting portion of, or altering the content of the report is not permitted without the written authorization of AGC. The test results presented in the report apply only to the tested sample. Any objections to report issued by AGC should be submitted to AGC within 15 days after the issuance of the test report. Further enquiry of validity or verification of the test report should be addressed to AGC by agc@agc-cert.com.

Attestation of Global Compliance(Shenzhen)Co., Ltd  
Attestation of Global Compliance(Shenzhen)Std & Tech Co., Ltd  
Tel: +86-755 2523 4088 E-mail: agc@agc-cert.com Web: http://cn.agc-cert.com/



## 5.2. Tissue Dielectric Parameters for Head and Body Phantoms

The head tissue dielectric parameters recommended by the IEC 62209-1 have been incorporated in the following table. The body tissue dielectric parameters recommended by the IEC 62209-2 have been incorporated in the following table.

Target Frequency (MHz)	head		body	
	$\epsilon_r$	$\sigma$ (S/m)	$\epsilon_r$	$\sigma$ (S/m)
300	45.3	0.87	45.3	0.87
450	43.5	0.87	43.5	0.87
<b>750</b>	<b>41.9</b>	<b>0.89</b>	41.9	0.89
<b>835</b>	<b>41.5</b>	<b>0.90</b>	41.5	0.90
900	41.5	0.97	41.5	0.97
915	41.5	1.01	41.5	1.01
1450	40.5	1.20	40.5	1.20
1610	40.3	1.29	40.3	1.29
<b>1750</b>	<b>40.1</b>	<b>1.37</b>	40.1	1.37
<b>1800 – 2000</b>	<b>40.0</b>	<b>1.40</b>	40.0	1.40
<b>2450</b>	<b>39.2</b>	<b>1.80</b>	39.2	1.80
<b>2600</b>	<b>39.0</b>	<b>1.96</b>	39.0	1.96
3000	38.5	2.40	38.5	2.40

( $\epsilon_r$  = relative permittivity,  $\sigma$  = conductivity and  $\rho = 1000$  kg/m<sup>3</sup>)

Any report having not been signed by authorized approver, or having been altered without authorization, or having not been stamped by the "Dedicated Testing/Inspection Stamp" is deemed to be invalid. Copying or excerpting portion of, or altering the content of the report is not permitted without the written authorization of AGC. The test results presented in the report apply only to the tested sample. Any objections to report issued by AGC should be submitted to AGC within 15 days after the issuance of the test report. Further enquiry of validity or verification of the test report should be addressed to AGC by agc@agc-cert.com.



### 5.3. Tissue Calibration Result

The dielectric parameters of the liquids were verified prior to the SAR evaluation using DASY 5 Dielectric Probe Kit and R&S Network Analyzer ZVL6.

Tissue Stimulant Measurement for 750MHz					
Head	Fr. (MHz)	Dielectric Parameters ( $\pm 10\%$ )		Tissue Temp [°C]	Test time
		$\epsilon_r$ 41.9 (37.71-46.09)	$\delta$ [s/m] 0.89(0.801-0.979)		
	707.5	41.68	0.89	21.0	Jul. 10,2020
	710	40.67	0.90		
	750	40.08	0.91		
	782	39.22	0.93		

Tissue Stimulant Measurement for 835MHz					
Head	Fr. (MHz)	Dielectric Parameters ( $\pm 10\%$ )		Tissue Temp [°C]	Test time
		$\epsilon_r$ 41.5 (37.35-45.65)	$\delta$ [s/m] 0.90(0.81-0.99)		
	835	40.19	0.89	21.2	Jul. 09,2020
	836.6	39.55	0.91		

Tissue Stimulant Measurement for 835MHz					
Head	Fr. (MHz)	Dielectric Parameters ( $\pm 10\%$ )		Tissue Temp [°C]	Test time
		$\epsilon_r$ 41.5 (37.35-45.65)	$\delta$ [s/m] 0.90(0.81-0.99)		
	835	41.73	0.87	21.1	Jul. 16,2020
	836.5	40.79	0.88		

Tissue Stimulant Measurement for 1750MHz					
Head	Fr. (MHz)	Dielectric Parameters ( $\pm 10\%$ )		Tissue Temp [°C]	Test time
		$\epsilon_r$ 40.1 (36.09-44.11)	$\delta$ [s/m] 1.37(1.233-1.507)		
	1732.5	41.89	1.36	20.9	Jul. 15,2020
	1750	39.94	1.39		

Any report having not been signed by authorized approver, or having been altered without authorization, or having not been stamped by the "Dedicated Testing/Inspection Stamp" is deemed to be invalid. Copying or excerpting portion of, or altering the content of the report is not permitted without the written authorization of AGC. The test results presented in the report apply only to the tested sample. Any objections to report issued by AGC should be submitted to AGC within 15 days after the issuance of the test report. Further enquiry of validity or verification of the test report should be addressed to AGC by agc@agc-cert.com.





Tissue Stimulant Measurement for 1900MHz					
Head	Fr. (MHz)	Dielectric Parameters ( $\pm 10\%$ )		Tissue Temp [°C]	Test time
		$\epsilon_r 40.00(36.00-44.00)$	$\delta [s/m] 1.40(1.26-1.54)$		
	1880	39.66	1.35	21.5	Jul. 08,2020
1900	38.74	1.37			

Tissue Stimulant Measurement for 1900MHz					
Head	Fr. (MHz)	Dielectric Parameters ( $\pm 10\%$ )		Tissue Temp [°C]	Test time
		$\epsilon_r 40.00(36.00-44.00)$	$\delta [s/m] 1.40(1.26-1.54)$		
	1880	40.13	1.35	21.3	Jul. 14,2020
1900	39.82	1.37			

Tissue Stimulant Measurement for 2450MHz					
Head	Fr. (MHz)	Dielectric Parameters ( $\pm 10\%$ )		Tissue Temp [°C]	Test time
		$\epsilon_r 39.2(35.28-43.12)$	$\delta [s/m] 1.80(1.62-1.98)$		
	2437	39.66	1.79	21.6	Jul. 23,2020
2450	38.53	1.82			

Tissue Stimulant Measurement for 2600MHz					
Head	Fr. (MHz)	Dielectric Parameters ( $\pm 10\%$ )		Tissue Temp [°C]	Test time
		$\epsilon_r 39(35.1-42.9)$	$\delta [s/m] 1.96(1.764-2.156)$		
	2510	41.70	1.85	21.3	Jul. 13,2020
	2535	40.67	1.88		
	2560	39.22	1.90		
2600	38.56	1.92			

Any report having not been signed by authorized approver, or having been altered without authorization, or having not been stamped by the "Dedicated Testing/Inspection Stamp" is deemed to be invalid. Copying or excerpting portion of, or altering the content of the report is not permitted without the written authorization of AGC. The test results presented in the report apply only to the tested sample. Any objections to report issued by AGC should be submitted to AGC within 15 days after the issuance of the test report. Further enquiry of validity or verification of the test report should be addressed to AGC by agc@agc-cert.com.



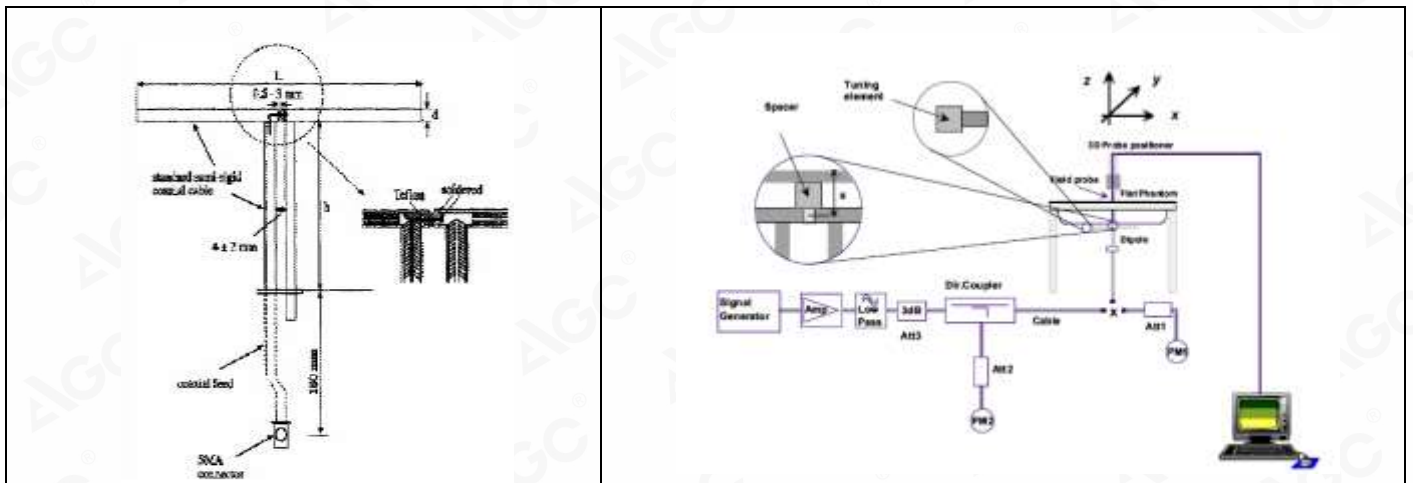
## 6. SAR SYSTEM CHECK PROCEDURE

### 6.1. SAR System Check Procedures

SAR system check is required to confirm measurement accuracy, according to the tissue dielectric media, probe calibration points and other system operating parameters required for measuring the SAR of a test device. The system verification must be performed for each frequency band and within the valid range of each probe calibration point required for testing the device. The same SAR probe(s) and tissue-equivalent media combinations used with each specific SAR system for system verification must be used for device testing. When multiple probe calibration points are required to cover substantially large transmission bands, independent system verifications are required for each probe calibration point. A system verification must be performed before each series of SAR measurements using the same probe calibration point and tissue-equivalent medium. Additional system verification should be considered according to the conditions of the tissue-equivalent medium and measured tissue dielectric parameters, typically every three to four days when the liquid parameters are remeasured or sooner when marginal liquid parameters are used at the beginning of a series of measurements.

Each DASY system is equipped with one or more system check kits. These units, together with the predefined measurement procedures within the DASY software, enable the user to conduct the system check and system validation. System kit includes a dipole, and dipole device holder.

The system check verifies that the system operates within its specifications. It's performed daily or before every SAR measurement. The system check uses normal SAR measurement in the flat section of the phantom with a matched dipole at a specified distance. The system check setup is shown as below.



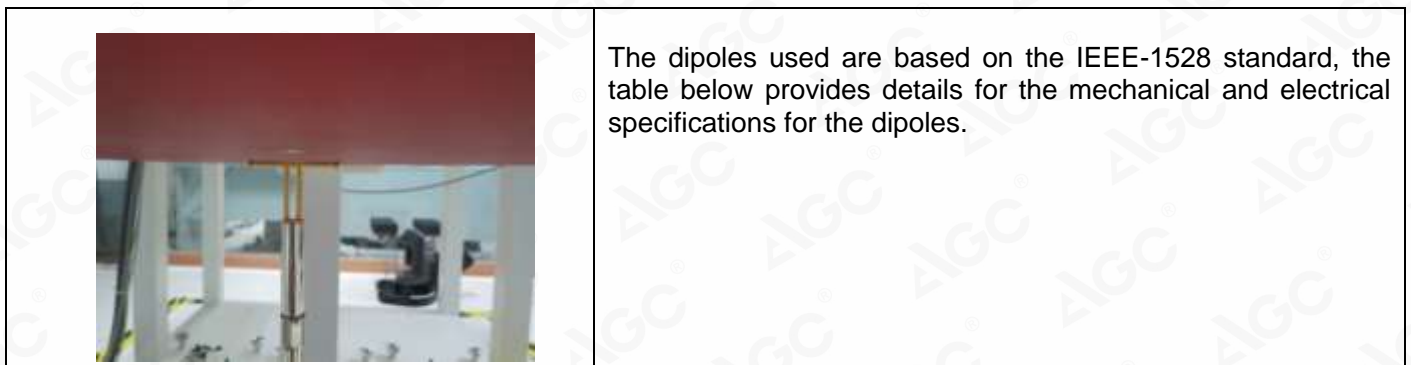
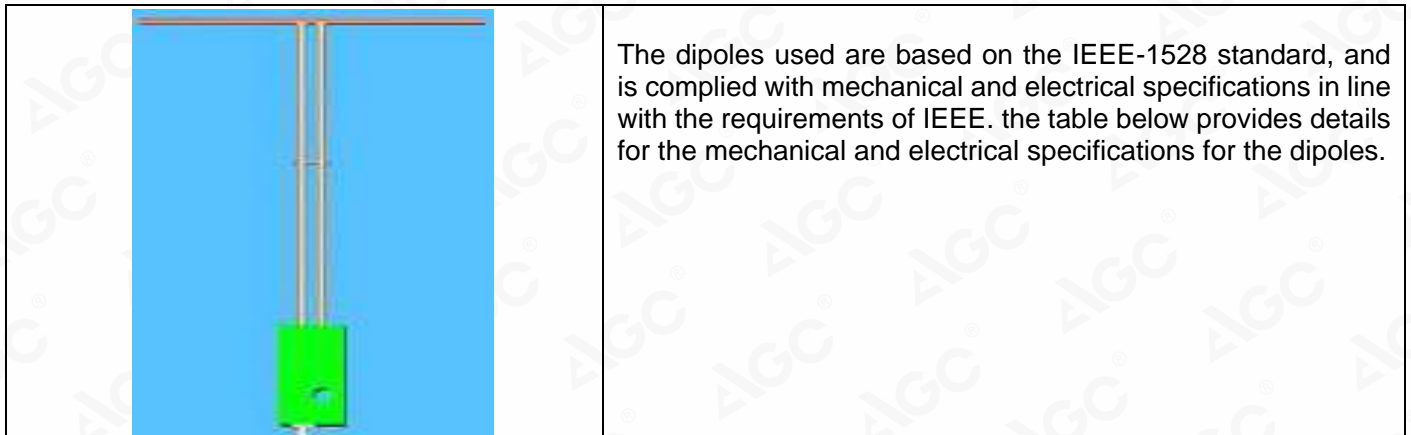
Any report having not been signed by authorized approver, or having been altered without authorization, or having not been stamped by the "Dedicated Testing/Inspection Stamp" is deemed to be invalid. Copying or excerpting portion of, or altering the content of the report is not permitted without the written authorization of AGC. The test results presented in the report apply only to the tested sample. Any objections to report issued by AGC should be submitted to AGC within 15 days after the issuance of the test report. Further enquiry of validity or verification of the test report should be addressed to AGC by agc@agc-cert.com.

Attestation of Global Compliance(Shenzhen)Co., Ltd  
Attestation of Global Compliance(Shenzhen)Std & Tech Co., Ltd  
Tel: +86-755 2523 4088 E-mail: agc@agc-cert.com Web: http://cn.agc-cert.com/



## 6.2. SAR System Check

### 6.2.1. Dipoles



Frequency	L (mm)	h (mm)	d (mm)
750MHz	176	100	6.35
835MHz	161.0	89.8	3.6
1800MHz	71.6	41.7	3.6
1900MHz	68	39.5	3.6
2450MHz	51.5	30.4	3.6
2600MHz	48.5	28.8	3.6

Any report having not been signed by authorized approver, or having been altered without authorization, or having not been stamped by the "Dedicated Testing/Inspection Stamp" is deemed to be invalid. Copying or excerpting portion of, or altering the content of the report is not permitted without the written authorization of AGC. The test results presented in the report apply only to the tested sample. Any objections to report issued by AGC should be submitted to AGC within 15days after the issuance of the test report. Further enquiry of validity or verification of the test report should be addressed to AGC by agc@agc-cert.com.

Attestation of Global Compliance(Shenzhen)Co., Ltd  
Attestation of Global Compliance(Shenzhen)Std & Tech Co., Ltd  
Tel: +86-755 2523 4088 E-mail: agc@agc-cert.com Web: http://cn.agc-cert.com/



### 6.2.2. System Check Result

System Performance Check at 750MHz&835MHz &1800MHz &1900MHz &2450MHz&2600MHz								
Validation Kit: SN47/14 DIP 0G750-340& SN29/15 DIP 0G835-383& SN46/11 DIP 1G800-186& SN 46/11 DIP 1G900-187& D2450V2-SN:968& SN 47/14 DIP 2G600-342								
Frequency [MHz]	Target Value(W/Kg)		Reference Result ( $\pm 10\%$ )		Tested Value(W/Kg)		Tissue Temp. [°C]	Test time
	1g	10g	1g	10g	1g	10g		
750	8.31	5.45	7.479-9.141	4.905-5.995	8.73	5.61	21.0	Jul. 10,2020
835	9.85	6.27	8.865-10.835	5.643 -6.897	9.97	6.61	21.2	Jul. 09,2020
835	9.85	6.27	8.865-10.835	5.643-6.897	9.91	6.29	21.1	Jul. 16,2020
1800	39.07	20.29	35.163-42.977	18.261-22.319	38.35	19.49	20.9	Jul. 15,2020
1900	40.25	20.50	36.225-44.275	18.45-22.55	36.77	19.18	21.5	Jul. 08,2020
1900	40.25	20.50	36.225-44.275	18.45-22.55	39.94	20.76	21.3	Jul. 14,2020
2450	53.6	25.0	48.24-58.96	22.50-27.50	55.15	24.25	21.6	Jul. 23,2020
2600	56.86	24.84	51.174-62.546	22.356-27.324	55.79	23.61	21.3	Jul. 13,2020

Note:

(1) We use a CW signal of 18dBm for system check, and then all SAR values are normalized to 1W forward power. The result must be within  $\pm 10\%$  of target value.

Any report having not been signed by authorized approver, or having been altered without authorization, or having not been stamped by the "Dedicated Testing/Inspection Stamp" is deemed to be invalid. Copying or excerpting portion of, or altering the content of the report is not permitted without the written authorization of AGC. The test results presented in the report apply only to the tested sample. Any objections to report issued by AGC should be submitted to AGC within 15days after the issuance of the test report. Further enquiry of validity or verification of the test report should be addressed to AGC by agc@agc-cert.com.

Attestation of Global Compliance(Shenzhen)Co., Ltd  
Attestation of Global Compliance(Shenzhen)Std & Tech Co., Ltd  
Tel: +86-755 2523 4088 E-mail: agc@agc-cert.com Web: http://cn.agc-cert.com/



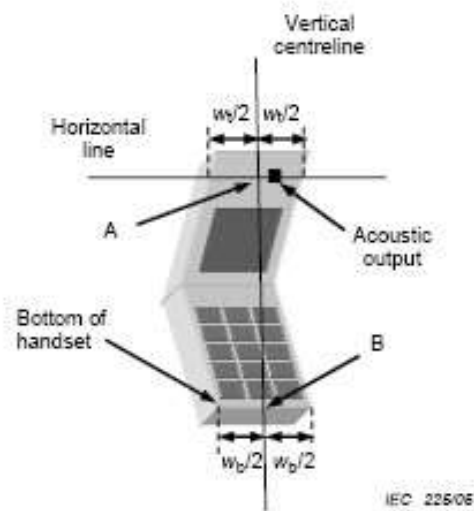
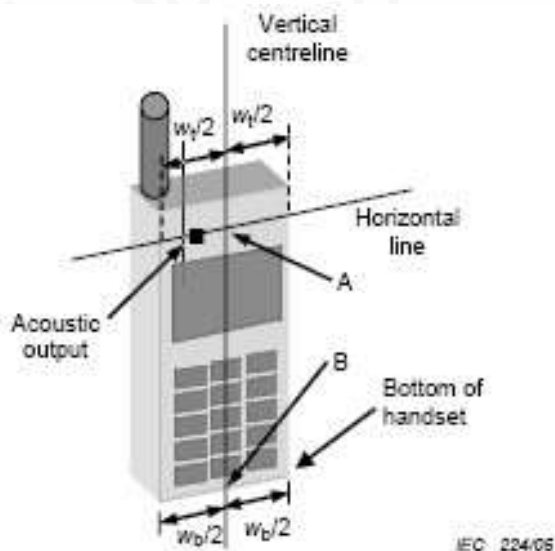


## 7. EUT TEST POSITION

This EUT was tested in **Right Cheek, Right Tilted, Left Cheek, Left Tilted, Body back, Body front and 4 edges.**

### 7.1. Define Two Imaginary Lines on the Handset

- (1) The vertical centerline passes through two points on the front side of the handset: the midpoint of the width  $w_t$  of the handset at the level of the acoustic output, and the midpoint of the width  $w_b$  of the handset.
- (2) The horizontal line is perpendicular to the vertical centerline and passes through the center of the acoustic output. The horizontal line is also tangential to the face of the handset at point A.
- (3) The two lines intersect at point A. Note that for many handsets, point A coincides with the center of the acoustic output; however, the acoustic output may be located elsewhere on the horizontal line. Also note that the vertical centerline is not necessarily to the front face of the handset, especially for clamshell handsets, handsets with flip covers, and other irregularly shaped handsets.



Any report having not been signed by authorized approver, or having been altered without authorization, or having not been stamped by the "Dedicated Testing/Inspection Stamp" is deemed to be invalid. Copying or excerpting portion of, or altering the content of the report is not permitted without the written authorization of AGC. The test results presented in the report apply only to the tested sample. Any objections to report issued by AGC should be submitted to AGC within 15 days after the issuance of the test report. Further enquiry of validity or verification of the test report should be addressed to AGC by agc@agc-cert.com.

Attestation of Global Compliance(Shenzhen)Co., Ltd  
Attestation of Global Compliance(Shenzhen)Std & Tech Co., Ltd  
Tel: +86-755 2523 4088 E-mail: agc@agc-cert.com Web: http://cn.agc-cert.com/



## 7.2. Cheek Position

- (1) To position the device with the vertical center line of the body of the device and the horizontal line crossing the center piece in a plane parallel to the sagittal plane of the phantom. While maintaining the device in this plane, align the vertical center line with the reference plane containing the ear and mouth reference point (M: Mouth, RE: Right Ear, and LE: Left Ear) and align the center of the ear piece with the line RE-LE.
- (2) To move the device towards the phantom with the ear piece aligned with the the line LE-RE until the phone touched the ear. While maintaining the device in the reference plane and maintaining the phone contact with ear, move the bottom of the phone until any point on the front side is in contact with the cheek of the phantom or until contact with the ear is lost



## 7.3. Tilt Position


- (1) To position the device in the “cheek” position described above.
- (2) While maintaining the device in the reference plane described above and pivoting against the ear, moves it outward away from the mouth by an angle of 15 degrees or until with the ear is lost.



Any report having not been signed by authorized approver, or having been altered without authorization, or having not been stamped by the “Dedicated Testing/Inspection Stamp” is deemed to be invalid. Copying or excerpting portion of, or altering the content of the report is not permitted without the written authorization of AGC. The test results presented in the report apply only to the tested sample. Any objections to report issued by AGC should be submitted to AGC within 15days after the issuance of the test report. Further enquiry of validity or verification of the test report should be addressed to AGC by agc@agc-cert.com.

#### 7.4. Body Worn Position

- (1) To position the EUT parallel to the phantom surface.
- (2) To adjust the EUT parallel to the flat phantom.
- (3) To adjust the distance between the EUT surface and the flat phantom to **10mm**.



Any report having not been signed by authorized approver, or having been altered without authorization, or having not been stamped by the "Dedicated Testing/Inspection Stamp" is deemed to be invalid. Copying or excerpting portion of, or altering the content of the report is not permitted without the written authorization of AGC. The test results presented in the report apply only to the tested sample. Any objections to report issued by AGC should be submitted to AGC within 15days after the issuance of the test report. Further enquiry of validity or verification of the test report should be addressed to AGC by [agc@agc-cert.com](mailto:agc@agc-cert.com).

Attestation of Global Compliance(Shenzhen)Co., Ltd  
Attestation of Global Compliance(Shenzhen)Std & Tech Co., Ltd  
Tel: +86-755 2523 4088 E-mail: [agc@agc-cert.com](mailto:agc@agc-cert.com) Web: <http://cn.agc-cert.com/>



## 8. SAR EXPOSURE LIMITS

### Limits for General Population/Uncontrolled Exposure (W/kg)

Type Exposure	Uncontrolled Environment Limit (W/kg)
Spatial Peak SAR (1g cube tissue for brain or body)	1.60
Spatial Average SAR (Whole body)	0.08
Spatial Peak SAR (Limbs)	4.0

Any report having not been signed by authorized approver, or having been altered without authorization, or having not been stamped by the "Dedicated Testing/Inspection Stamp" is deemed to be invalid. Copying or excerpting portion of, or altering the content of the report is not permitted without the written authorization of AGC. The test results presented in the report apply only to the tested sample. Any objections to report issued by AGC should be submitted to AGC within 15 days after the issuance of the test report. Further enquiry of validity or verification of the test report should be addressed to AGC by [agc@agc-cert.com](mailto:agc@agc-cert.com).

Attestation of Global Compliance(Shenzhen)Co., Ltd  
Attestation of Global Compliance(Shenzhen)Std & Tech Co., Ltd  
Tel: +86-755 2523 4088 E-mail: [agc@agc-cert.com](mailto:agc@agc-cert.com) Web: <http://cn.agc-cert.com/>





## 9. TEST FACILITY

<b>Test Site</b>	Attestation of Global Compliance (Shenzhen) Co., Ltd
<b>Location</b>	1-2/F, Building 19, Junfeng Industrial Park, Chongqing Road, Heping Community, Fuhai Street, Bao'an District, Shenzhen, Guangdong, China
<b>Designation Number</b>	CN1259
<b>FCC Test Firm Registration Number</b>	975832
<b>A2LA Cert. No.</b>	5054.02
<b>Description</b>	Attestation of Global Compliance(Shenzhen) Co., Ltd is accredited by A2LA

Any report having not been signed by authorized approver, or having been altered without authorization, or having not been stamped by the "Dedicated Testing/Inspection Stamp" is deemed to be invalid. Copying or excerpting portion of, or altering the content of the report is not permitted without the written authorization of AGC. The test results presented in the report apply only to the tested sample. Any objections to report issued by AGC should be submitted to AGC within 15 days after the issuance of the test report. Further enquiry of validity or verification of the test report should be addressed to AGC by [agc@agc-cert.com](mailto:agc@agc-cert.com).

Attestation of Global Compliance(Shenzhen)Co., Ltd  
Attestation of Global Compliance(Shenzhen)Std & Tech Co., Ltd  
Tel: +86-755 2523 4088 E-mail: [agc@agc-cert.com](mailto:agc@agc-cert.com) Web: <http://cn.agc-cert.com/>



## 10. TEST EQUIPMENT LIST

Equipment description	Manufacturer/ Model	Identification No.	Current calibration date	Next calibration date
Stäubli Robot	Stäubli-TX60	F13/5Q2UD1/A/01	N/A	N/A
Robot Controller	Stäubli-CS8	139522	N/A	N/A
E-Field Probe	Speag- EX3DV4	SN:3953	Sep. 27,2019	Sep. 26,2020
SAM Twin Phantom	Speag-SAM	1790	N/A	N/A
Device Holder	Speag-SD 000 H01 KA	SD 000 H01 KA	N/A	N/A
DAE4	Speag-SD 000 D04 BM	1398	Apr. 23,2020	Apr. 22,2021
SAR Software	Speag-DASY5	DASY52.8	N/A	N/A
Liquid	SATIMO	-	N/A	N/A
Radio Communication Tester	R&S-CMU200	069Y7-158-13-712	Mar. 17,2020	Mar. 16,2021
Dipole	SATIMO SID750	SN47/14 DIP 0G750-340	Apr. 26,2019	Apr. 25,2022
Dipole	SATIMO SID835	SN 29/15 DIP 0G850-383	Apr. 26,2019	Apr. 25,2022
Dipole	SATIMO SID1800	SN46/11 DIP 1G800-186	Apr. 26,2019	Apr. 25,2022
Dipole	SATIMO SID1900	SN 46/11 DIP 1G900-187	Apr. 26,2019	Apr. 25,2022
Dipole	D2450V2	SN968	July 31,2018	July 30,2021
Dipole	SATIMO SID2600	SN 47/14 DIP 2G600-342	Apr. 26,2019	Apr. 25,2022
Signal Generator	Agilent-E4438C	US41461365	Oct. 08,2019	Oct. 07,2020
Vector Analyzer	Agilent / E4440A	US41421290	Sep. 09,2019	Sep. 08,2020
Network Analyzer	Rhode & Schwarz ZVL6	SN101443	Oct. 08,2019	Oct. 07,2020
Attenuator	Warison /WATT-6SR1211	S/N:WRJ34AYM2F1	June 10,2020	June 09,2021
Attenuator	Mini-circuits / VAT-10+	31405	June 10,2020	June 09,2021
Amplifier	AS0104-55_55	1004793	June 11,2020	June 10,2021
Directional Couple	Werlatone/ C5571-10	SN99463	May 15,2020	May 14,2022
Directional Couple	Werlatone/ C6026-10	SN99482	May 15,2020	May 14,2022
Power Sensor	NRP-Z21	1137.6000.02	Sep. 09,2019	Sep. 08,2020
Power Sensor	NRP-Z23	US38261498	Feb. 18,2020	Feb. 17,2021
Power Viewer	R&S	V2.3.1.0	N/A	N/A

Note: Per KDB 865664 Dipole SAR Validation, AGC Lab has adopted 3 years calibration intervals. On annual basis, every measurement dipole has been evaluated and is in compliance with the following criteria:

1. There is no physical damage on the dipole;
2. System validation with specific dipole is within 10% of calibrated value;
3. Return-loss is within 20% of calibrated measurement;
4. Impedance is within 5Ω of calibrated measurement.

Any report having not been signed by authorized approver, or having been altered without authorization, or having not been stamped by the "Dedicated Testing/Inspection Stamp" is deemed to be invalid. Copying or excerpting portion of, or altering the content of the report is not permitted without the written authorization of AGC. The test results presented in the report apply only to the tested sample. Any objections to report issued by AGC should be submitted to AGC within 15days after the issuance of the test report. Further enquiry of validity or verification of the test report should be addressed to AGC by agc@agc-cert.com.



## 11. MEASUREMENT UNCERTAINTY

DASY Uncertainty- EX3DV4 Measurement uncertainty for Dipole averaged over 1 gram / 10 gram.									
a	b	c	d	e f(d,k)	f	g	h cx/f/e	i cx/g/e	k
Uncertainty Component	Sec.	Tol (± %)	Prob. Dist.	Div.	Ci (1g)	Ci (10g)	1g Ui (±%)	10g Ui (±%)	vi
<b>Measurement System</b>									
Probe calibration	E.2.1	6.65	N	1	1	1	6.65	6.65	∞
Axial Isotropy	E.2.2	0.6	R	$\sqrt{3}$	$\sqrt{0.5}$	$\sqrt{0.5}$	0.24	0.24	∞
Hemispherical Isotropy	E.2.2	1.6	R	$\sqrt{3}$	$\sqrt{0.5}$	$\sqrt{0.5}$	0.65	0.65	∞
Boundary effect	E.2.3	1.0	R	$\sqrt{3}$	1	1	0.58	0.58	∞
Linearity	E.2.4	0.45	R	$\sqrt{3}$	1	1	0.26	0.26	∞
System detection limits	E.2.4	1.0	R	$\sqrt{3}$	1	1	0.58	0.58	∞
Modulation response	E.2.5	3.3	R	$\sqrt{3}$	1	1	1.91	1.91	∞
Readout Electronics	E.2.6	0.15	N	1	1	1	0.15	0.15	∞
Response Time	E.2.7	0	R	$\sqrt{3}$	1	1	0	0	∞
Integration Time	E.2.8	1.7	R	$\sqrt{3}$	1	1	0.98	0.98	∞
RF ambient conditions-Noise	E.6.1	3.0	R	$\sqrt{3}$	1	1	1.73	1.73	∞
RF ambient conditions-reflections	E.6.1	3.0	R	$\sqrt{3}$	1	1	1.73	1.73	∞
Probe positioner mechanical tolerance	E.6.2	0.4	R	$\sqrt{3}$	1	1	0.37	0.37	∞
Probe positioning with respect to phantom shell	E.6.3	6.7	R	$\sqrt{3}$	1	1	3.87	3.87	∞
Extrapolation, interpolation, and integrations algorithms for max. SAR evaluation	E.5	4	R	$\sqrt{3}$	1	1	2.31	2.31	∞
<b>Test sample Related</b>									
Test sample positioning	E.4.2	2.9	N	1	1	1	2.90	2.90	∞
Device holder uncertainty	E.4.1	3.6	N	1	1	1	3.60	3.60	∞
Output power variation—SAR drift measurement	E.2.9	5	R	$\sqrt{3}$	1	1	2.89	2.89	∞
SAR scaling	E.6.5	5	R	$\sqrt{3}$	1	1	2.89	2.89	∞
<b>Phantom and tissue parameters</b>									
Phantom shell uncertainty—shape, thickness, and permittivity	E.3.1	6.6	R	$\sqrt{3}$	1	1	3.81	3.81	∞
Uncertainty in SAR correction for deviations in permittivity and conductivity	E.3.2	1.9	N	1	1	0.84	1.90	1.60	∞
Liquid conductivity measurement	E.3.3	4	N	1	0.78	0.71	3.12	2.84	M
Liquid permittivity measurement	E.3.3	5	N	1	0.23	0.26	1.15	1.30	M
Liquid conductivity—temperature uncertainty	E.3.4	2.5	R	$\sqrt{3}$	0.78	0.71	1.13	1.02	∞
Liquid permittivity—temperature uncertainty	E.3.4	2.5	R	$\sqrt{3}$	0.23	0.26	0.33	0.38	∞
Combined Standard Uncertainty			RSS				11.80	11.635	
Expanded Uncertainty (95% Confidence interval)			K=2				23.60	23.27	

Any report having not been signed by authorized approver, or having been altered without authorization, or having not been stamped by the "Dedicated Testing/Inspection Stamp" is deemed to be invalid. Copying or excerpting portion of, or altering the content of the report is not permitted without the written authorization of AGC. The test results presented in the report apply only to the tested sample. Any objections to report issued by AGC should be submitted to AGC within 15 days after the issuance of the test report. Further enquiry of validity or verification of the test report should be addressed to AGC by agc@agc-cert.com.





DASY Uncertainty- EX3DV4									
System Check uncertainty for Dipole averaged over 1 gram / 10 gram.									
a	b	c	d	e f(d,k)	f	g	h cx/f/e	i cxg/e	k
Uncertainty Component	Sec.	Tol (± %)	Prob. Dist.	Div.	Ci (1g)	Ci (10g)	1g Ui (±%)	10g Ui (±%)	vi
<b>Measurement System</b>									
Probe calibration drift	E.2.1	0.5	N	1	1	1	0.5	0.5	∞
Axial Isotropy	E.2.2	0.6	R	$\sqrt{3}$	0	0	0.00	0.00	∞
Hemispherical Isotropy	E.2.2	1.6	R	$\sqrt{3}$	0	0	0.00	0.00	∞
Boundary effect	E.2.3	1.0	R	$\sqrt{3}$	0	0	0.00	0.00	∞
Linearity	E.2.4	0.45	R	$\sqrt{3}$	0	0	0.00	0.00	∞
System detection limits	E.2.4	1.0	R	$\sqrt{3}$	0	0	0.00	0.00	∞
Modulation response	E.2.5	3.3	R	$\sqrt{3}$	0	0	0.00	0.00	∞
Readout Electronics	E.2.6	0.15	N	1	0	0	0.00	0.00	∞
Response Time	E.2.7	0	R	$\sqrt{3}$	0	0	0.00	0.00	∞
Integration Time	E.2.8	1.7	R	$\sqrt{3}$	0	0	0.00	0.00	∞
RF ambient conditions-Noise	E.6.1	3.0	R	$\sqrt{3}$	0	0	0.00	0.00	∞
RF ambient conditions-reflections	E.6.1	3.0	R	$\sqrt{3}$	0	0	0.00	0.00	∞
Probe positioner mechanical tolerance	E.6.2	0.4	R	$\sqrt{3}$	1	1	0.37	0.37	∞
Probe positioning with respect to phantom shell	E.6.3	6.7	R	$\sqrt{3}$	1	1	3.87	3.87	∞
Extrapolation, interpolation, and integrations algorithms for max. SAR evaluation	E.5	4	R	$\sqrt{3}$	0	0	0.00	0.00	∞
<b>System check source (dipole)</b>									
Deviation of experimental dipoles	E.6.4	2.0	N	1	1	1	2.00	2.00	∞
Input power and SAR drift measurement	8,6.6.4	5.0	R	$\sqrt{3}$	1	1	2.89	2.89	∞
Dipole axis to liquid distance	8,E.6.6	2.0	R	$\sqrt{3}$	1	1	1.15	1.15	∞
<b>Phantom and tissue parameters</b>									
Phantom shell uncertainty—shape, thickness, and permittivity	E.3.1	6.6	R	$\sqrt{3}$	1	1	3.81	3.81	∞
Uncertainty in SAR correction for deviations in permittivity and conductivity	E.3.2	1.9	N	1	1	0.84	1.90	1.60	∞
Liquid conductivity measurement	E.3.3	4	N	1	0.78	0.71	3.12	2.84	M
Liquid permittivity measurement	E.3.3	5	N	1	0.23	0.26	1.15	1.30	M
Liquid conductivity—temperature uncertainty	E.3.4	2.5	R	$\sqrt{3}$	0.78	0.71	1.13	1.02	∞
Liquid permittivity—temperature uncertainty	E.3.4	2.5	R	$\sqrt{3}$	0.23	0.26	0.33	0.38	∞
Combined Standard Uncertainty			RSS				7.344	7.076	
Expanded Uncertainty (95% Confidence interval)			K=2				14.689	14.153	

Any report having not been signed by authorized approver, or having been altered without authorization, or having not been stamped by the "Dedicated Testing/Inspection Stamp" is deemed to be invalid. Copying or excerpting portion of, or altering the content of the report is not permitted without the written authorization of AGC. The test results presented in the report apply only to the tested sample. Any objections to report issued by AGC should be submitted to AGC within 15 days after the issuance of the test report. Further enquiry of validity or verification of the test report should be addressed to AGC by agc@agc-cert.com.





DASY Uncertainty- EX3DV4									
System Validation uncertainty for Dipole averaged over 1 gram / 10 gram.									
a	b	c	d	e f(d,k)	f	g	h cx/f/e	i cx/g/e	k
Uncertainty Component	Sec.	Tol (±%)	Prob. Dist.	Div.	Ci (1g)	Ci (10g)	1g Ui (±%)	10g Ui (±%)	vi
<b>Measurement System</b>									
Probe calibration	E.2.1	6.65	N	1	1	1	6.65	6.65	∞
Axial Isotropy	E.2.2	0.6	R	$\sqrt{3}$	1	1	0.35	0.35	∞
Hemispherical Isotropy	E.2.2	1.6	R	$\sqrt{3}$	0	0	0.00	0.00	∞
Boundary effect	E.2.3	1.0	R	$\sqrt{3}$	1	1	0.58	0.58	∞
Linearity	E.2.4	0.45	R	$\sqrt{3}$	1	1	0.26	0.26	∞
System detection limits	E.2.4	1.0	R	$\sqrt{3}$	1	1	0.58	0.58	∞
Modulation response	E.2.5	3.3	R	$\sqrt{3}$	0	0	0.00	0.00	∞
Readout Electronics	E.2.6	0.15	N	1	1	1	0.15	0.15	∞
Response Time	E.2.7	0	R	$\sqrt{3}$	0	0	0.00	0.00	∞
Integration Time	E.2.8	1.7	R	$\sqrt{3}$	0	0	0.00	0.00	∞
RF ambient conditions-Noise	E.6.1	3.0	R	$\sqrt{3}$	1	1	1.73	1.73	∞
RF ambient conditions-reflections	E.6.1	3.0	R	$\sqrt{3}$	1	1	1.73	1.73	∞
Probe positioner mechanical tolerance	E.6.2	0.4	R	$\sqrt{3}$	1	1	0.37	0.37	∞
Probe positioning with respect to phantom shell	E.6.3	6.7	R	$\sqrt{3}$	1	1	3.87	3.87	∞
Extrapolation, interpolation, and integrations algorithms for max. SAR evaluation	E.5	4	R	$\sqrt{3}$	1	1	2.31	2.31	∞
<b>System check source (dipole)</b>									
Deviation of experimental dipole from numerical dipole	E.6.4	5.0	N	1	1	1	5.00	5.00	∞
Input power and SAR drift measurement	8,6.6.4	5.0	R	$\sqrt{3}$	1	1	2.89	2.89	∞
Dipole axis to liquid distance	8,E.6.6	2.0	R	$\sqrt{3}$	1	1	1.15	1.15	∞
<b>Phantom and tissue parameters</b>									
Phantom shell uncertainty—shape, thickness, and permittivity	E.3.1	6.6	R	$\sqrt{3}$	1	1	3.81	3.81	∞
Uncertainty in SAR correction for deviations in permittivity and conductivity	E.3.2	1.9	N	1	1	0.84	1.90	1.60	∞
Liquid conductivity measurement	E.3.3	4	N	1	0.78	0.71	3.12	2.84	M
Liquid permittivity measurement	E.3.3	5	N	1	0.23	0.26	1.15	1.30	M
Liquid conductivity—temperature uncertainty	E.3.4	2.5	R	$\sqrt{3}$	0.78	0.71	1.13	1.02	∞
Liquid permittivity—temperature uncertainty	E.3.4	2.5	R	$\sqrt{3}$	0.23	0.26	0.33	0.38	∞
Combined Standard Uncertainty			RSS				11.451	11.281	
Expanded Uncertainty (95% Confidence interval)			K=2				22.901	22.561	

Any report having not been signed by authorized approver, or having been altered without authorization, or having not been stamped by the "Dedicated Testing/Inspection Stamp" is deemed to be invalid. Copying or excerpting portion of, or altering the content of the report is not permitted without the written authorization of AGC. The test results presented in the report apply only to the tested sample. Any objections to report issued by AGC should be submitted to AGC within 15 days after the issuance of the test report. Further enquiry of validity or verification of the test report should be addressed to AGC by agc@agc-cert.com.



## 12. CONDUCTED POWER MEASUREMENT GSM BAND

Mode	Frequency(MHz)	Avg. Burst Power(dBm)	Duty cycle Factor(dBm)	Frame Power(dBm)
Maximum Power <1>				
GSM 850	824.2	33.49	-9	24.49
	836.6	<b>33.51</b>	-9	24.51
	848.8	33.51	-9	24.51
GPRS 850 (1 Slot)	824.2	33.60	-9	24.60
	836.6	33.47	-9	24.47
	848.8	33.46	-9	24.46
GPRS 850 (2 Slot)	824.2	29.24	-6	23.24
	836.6	29.32	-6	<b>23.32</b>
	848.8	29.19	-6	23.19
GPRS 850 (3 Slot)	824.2	27.25	-4.26	22.99
	836.6	27.37	-4.26	23.11
	848.8	27.52	-4.26	23.26
GPRS 850 (4 Slot)	824.2	25.49	-3	22.49
	836.6	25.11	-3	22.11
	848.8	25.17	-3	22.17
EGPRS 850 (1 Slot)	824.2	27.31	-9	18.31
	836.6	27.13	-9	18.13
	848.8	26.90	-9	17.90
EGPRS 850 (2 Slot)	824.2	25.53	-6	19.53
	836.6	25.48	-6	19.48
	848.8	25.22	-6	19.22
EGPRS 850 (3 Slot)	824.2	22.77	-4.26	18.51
	836.6	22.85	-4.26	18.59
	848.8	21.96	-4.26	17.70
EGPRS 850 (4 Slot)	824.2	20.33	-3	17.33
	836.6	20.18	-3	17.18
	848.8	20.27	-3	17.27

Any report having not been signed by authorized approver, or having been altered without authorization, or having not been stamped by the "Dedicated Testing/Inspection Stamp" is deemed to be invalid. Copying or excerpting portion of, or altering the content of the report is not permitted without the written authorization of AGC. The test results presented in the report apply only to the tested sample. Any objections to report issued by AGC should be submitted to AGC within 15days after the issuance of the test report. Further enquiry of validity or verification of the test report should be addressed to AGC by agc@agc-cert.com.



Mode	Frequency(MHz)	Avg. Burst Power(dBm)	Duty cycle Factor(dBm)	Frame Power(dBm)
Maximum Power <2>				
GSM 850	824.2	32.25	-9	23.25
	836.6	32.49	-9	23.49
	848.8	32.36	-9	23.36
GPRS 850 (1 Slot)	824.2	32.27	-9	23.27
	836.6	32.10	-9	23.10
	848.8	32.06	-9	23.06
GPRS 850 (2 Slot)	824.2	29.20	-6	23.20
	836.6	29.25	-6	23.25
	848.8	29.13	-6	23.13
GPRS 850 (3 Slot)	824.2	27.21	-4.26	22.95
	836.6	27.32	-4.26	23.06
	848.8	27.44	-4.26	23.18
GPRS 850 (4 Slot)	824.2	25.42	-3	22.42
	836.6	25.08	-3	22.08
	848.8	25.13	-3	22.13

Any report having not been signed by authorized approver, or having been altered without authorization, or having not been stamped by the "Dedicated Testing/Inspection Stamp" is deemed to be invalid. Copying or excerpting portion of, or altering the content of the report is not permitted without the written authorization of AGC. The test results presented in the report apply only to the tested sample. Any objections to report issued by AGC should be submitted to AGC within 15days after the issuance of the test report. Further enquiry of validity or verification of the test report should be addressed to AGC by agc@agc-cert.com.



**GSM BAND CONTINUE**

Mode	Frequency(MHz)	Avg. Burst Power(dBm)	Duty cycle Factor(dBm)	Frame Power(dBm)
Maximum Power <1>				
PCS1900	1850.2	29.98	-9	20.98
	1880	<b>30.17</b>	-9	21.17
	1909.8	30.01	-9	21.01
GPRS1900 (1 Slot)	1850.2	30.00	-9	21.00
	1880	30.13	-9	21.13
	1909.8	29.98	-9	20.98
GPRS1900 (2 Slot)	1850.2	26.55	-6	20.55
	1880	26.17	-6	20.17
	1909.8	26.71	-6	20.71
GPRS1900 (3 Slot)	1850.2	25.25	-4.26	20.99
	1880	25.24	-4.26	20.98
	1909.8	25.39	-4.26	<b>21.13</b>
GPRS1900 (4 Slot)	1850.2	23.58	-3	20.58
	1880	23.61	-3	20.61
	1909.8	23.69	-3	20.69
EGPRS1900 (1 Slot)	1850.2	24.54	-9	15.54
	1880	24.86	-9	15.86
	1909.8	25.54	-9	16.54
EGPRS1900 (2 Slot)	1850.2	24.39	-6	18.39
	1880	24.74	-6	18.74
	1909.8	24.51	-6	18.51
EGPRS1900 (3 Slot)	1850.2	22.50	-4.26	18.24
	1880	22.34	-4.26	18.08
	1909.8	22.42	-4.26	18.16
EGPRS1900 (4 Slot)	1850.2	21.13	-3	18.13
	1880	21.24	-3	18.24
	1909.8	21.27	-3	18.27

Any report having not been signed by authorized approver, or having been altered without authorization, or having not been stamped by the "Dedicated Testing/Inspection Stamp" is deemed to be invalid. Copying or excerpting portion of, or altering the content of the report is not permitted without the written authorization of AGC. The test results presented in the report apply only to the tested sample. Any objections to report issued by AGC should be submitted to AGC within 15days after the issuance of the test report. Further enquiry of validity or verification of the test report should be addressed to AGC by agc@agc-cert.com.





Mode	Frequency(MHz)	Avg. Burst Power(dBm)	Duty cycle Factor(dBm)	Frame Power(dBm)
Maximum Power <2>				
PCS1900	1850.2	29.21	-9	20.21
	1880	29.53	-9	20.53
	1909.8	29.36	-9	20.36
GPRS1900 (1 Slot)	1850.2	29.10	-9	20.10
	1880	29.09	-9	20.09
	1909.8	28.95	-9	19.95
GPRS1900 (2 Slot)	1850.2	26.50	-6	20.50
	1880	26.13	-6	20.13
	1909.8	26.66	-6	20.66
GPRS1900 (3 Slot)	1850.2	25.22	-4.26	20.96
	1880	25.19	-4.26	20.93
	1909.8	25.36	-4.26	21.10
GPRS1900 (4 Slot)	1850.2	23.53	-3	20.53
	1880	23.55	-3	20.55
	1909.8	23.62	-3	20.62

Note 1:

The Frame Power (Source-based time-averaged Power) is scaled the maximum burst average power based on time slots. The calculated methods are show as following:

Frame Power = Max burst power (1 Up Slot) – 9 dB

Frame Power = Max burst power (2 Up Slot) – 6 dB

Frame Power = Max burst power (3 Up Slot) – 4.26 dB

Frame Power = Max burst power (4 Up Slot) – 3 dB

Any report having not been signed by authorized approver, or having been altered without authorization, or having not been stamped by the "Dedicated Testing/Inspection Stamp" is deemed to be invalid. Copying or excerpting portion of, or altering the content of the report is not permitted without the written authorization of AGC. The test results presented in the report apply only to the tested sample. Any objections to report issued by AGC should be submitted to AGC within 15days after the issuance of the test report. Further enquiry of validity or verification of the test report should be addressed to AGC by agc@agc-cert.com.

Attestation of Global Compliance(Shenzhen)Co., Ltd

Attestation of Global Compliance(Shenzhen)Std & Tech Co., Ltd

Tel: +86-755 2523 4088 E-mail: agc@agc-cert.com Web: http://cn.agc-cert.com/



**UMTS BAND**

**HSDPA Setup Configuration:**

- The EUT was connected to Base Station Agilent E5515C referred to the Setup Configuration.
- The RF path losses were compensated into the measurements.
- A call was established between EUT and Based Station with following setting:
  - (1) Set Gain Factors( $\beta_c$  and  $\beta_d$ ) parameters set according to each
  - (2) Set RMC 12.2Kbps+HSDPA mode.
  - (3) Set Cell Power=-86dBm
  - (4) Set HS-DSCH Configuration Type to FRC (H-set 1, QPSK)
  - (5) Select HSDPA Uplink Parameters
  - (6) Set Delta ACK, Delta NACK and Delta CQI=8
  - (7) Set Ack - Nack Repetition Factor to 3
  - (8) Set CQI Feedback Cycle (k) to 4ms
  - (9) Set CQI Repetition Factor to 2
  - (10) Power Ctrl Mode=All Up bits
- The transmitted maximum output power was recorded.

Table C.10.2.4:  $\beta$  values for transmitter characteristics tests with HS-DPCCH

Sub-test	$\beta_c$ (Note5)	$\beta_d$	$\beta_d$ (SF)	$\beta_c/\beta_d$	$\beta_{HS}$ (Note1, Note 2)	CM (dB) (Note 3)	MPR (dB) (Note 3)
1	2/15	15/15	64	2/15	4/15	0.0	0.0
2	12/15(Note 4)	15/15(Note 4)	64	12/15(Note 4)	24/15	1.0	0.0
3	15/15	8/15	64	15/8	30/15	1.5	0.5
4	15/15	4/15	64	15/4	30/15	1.5	0.5

Note 1:  $\Delta ACK, \Delta NACK$  and  $\Delta CQI = 30/15$  with  $\beta_{hs} = 30/15 * \beta_c$ .

Note 2: For the HS-DPCCH power mask requirement test in clause 5.2C, 5.7A, and the Error Vector Magnitude (EVM) with HS-DPCCH test in clause 5.13.1A, and HSDPA EVM with phase discontinuity in clause 5.13.1AA,  $\Delta ACK$  and  $\Delta NACK = 30/15$  with  $\beta_{hs} = 30/15 * \beta_c$ , and  $\Delta CQI = 24/15$  with  $\beta_{hs} = 24/15 * \beta_c$ .

Note 3: CM = 1 for  $\beta_c/\beta_d = 12/15$ ,  $hs/c = 24/15$ . For all other combinations of DPDCH, DPCCH and HS-DPCCH the MPR is based on the relative CM difference. This is applicable for only UEs that support HSDPA in release 6 and later releases.

Note 4: For subtest 2 the  $c/d$  ratio of 12/15 for the TFC during the measurement period (TF1, TF0) is achieved by setting the signalled gain factors for the reference TFC (TF1, TF1) to  $c = 11/15$  and  $d = 15/15$ .

Any report having not been signed by authorized approver, or having been altered without authorization, or having not been stamped by the "Dedicated Testing/Inspection Stamp" is deemed to be invalid. Copying or excerpting portion of, or altering the content of the report is not permitted without the written authorization of AGC. The test results presented in the report apply only to the tested sample. Any objections to report issued by AGC should be submitted to AGC within 15 days after the issuance of the test report. Further enquiry of validity or verification of the test report should be addressed to AGC by agc@agc-cert.com.



**HSUPA Setup Configuration:**

- The EUT was connected to Base Station Agilent E5515C referred to the Setup Configuration.
- The RF path losses were compensated into the measurements.
- A call was established between EUT and Base Station with following setting \* :
  - (1) Call Configs = 5.2B, 5.9B, 5.10B, and 5.13.2B with QPSK
  - (2) Set the Gain Factors ( $\beta_c$  and  $\beta_d$ ) and parameters (AG Index) were set according to each specific sub-test in the following table, C11.1.3, quoted from the TS 34.121
  - (3) Set Cell Power = -86 dBm
  - (4) Set Channel Type = 12.2k + HSPA
  - (5) Set UE Target Power
  - (6) Power Ctrl Mode= Alternating bits
  - (7) Set and observe the E-TFCI
  - (8) Confirm that E-TFCI is equal to the target E-TFCI of 75 for sub-test 1, and other subtest's E-TFCI
- The transmitted maximum output power was recorded.

Table C.11.1.3:  $\beta$  values for transmitter characteristics tests with HS-DPCCH and E-DCH

Sub-test	$\beta_c$	$\beta_d$	$\beta_d$ (SF)	$\beta_c/\beta_d$	$\beta_{HS}$ (Note 1)	$\beta_{ec}$	$\beta_{ed}$ (Note 4) (Note 5)	$\beta_{ed}$ (SF)	$\beta_{ed}$ (Codes)	CM (dB) (Note 2)	MPR (dB) (Note 2) (Note 6)	AG Index (Note 5)	E-TF CI
1	11/15 (Note 3)	15/15 (Note 3)	64	11/15 (Note 3)	22/15	209/225	1309/225	4	1	1.0	0.0	20	75
2	6/15	15/15	64	6/15	12/15	12/15	94/75	4	1	3.0	2.0	12	67
3	15/15	9/15	64	15/9	30/15	30/15	$\beta_{ed1}$ : 47/15 $\beta_{ed2}$ : 47/15	4 4	2	2.0	1.0	15	92
4	2/15	15/15	64	2/15	4/15	2/15	56/75	4	1	3.0	2.0	17	71
5	15/15	0	-	-	5/15	5/15	47/15	4	1	1.0	0.0	12	67

Note 1: For sub-test 1 to 4,  $\Delta ACK$ ,  $\Delta NACK$  and  $\Delta CQI = 30/15$  with  $\beta_{hs} = 30/15 * \beta_c$ . For sub-test 5,  $\Delta ACK$ ,  $\Delta NACK$  and  $\Delta CQI = 5/15$  with  $\beta_{hs} = 5/15 * \beta_c$ .

Note 2: CM = 1 for  $\beta_c/\beta_d = 12/15$ ,  $hs/c = 24/15$ . For all other combinations of DPDCH, DPCCH, HS-DPCCH, E-DPDCH and E-DPCCH the MPR is based on the relative CM difference.

Note 3: For subtest 1 the  $c/d$  ratio of 11/15 for the TFC during the measurement period (TF1, TF0) is achieved by setting the signalled gain factors for the reference TFC (TF1, TF1) to  $c = 10/15$  and  $d = 15/15$ .

Note 4: In case of testing by UE using E-DPDCH Physical Layer category 1, Sub-test 3 is omitted according to TS25.306 Table 5.1g.

Note 5:  $\beta_{ed}$  cannot be set directly; it is set by Absolute Grant Value.

Note 6: For subtests 2, 3 and 4, UE may perform E-DPDCH power scaling at max power which could results in slightly smaller MPR values.





**UMTS BAND II**

Mode	Frequency (MHz)	Avg. Burst Power (dBm)
WCDMA 1900 RMC	1852.4	23.16
	1880	23.16
	1907.6	<b>23.32</b>
WCDMA 1900 AMR	1852.4	22.65
	1880	22.94
	1907.6	22.75
HSDPA Subtest 1	1852.4	22.58
	1880	22.62
	1907.6	22.73
HSDPA Subtest 2	1852.4	21.90
	1880	21.84
	1907.6	21.97
HSDPA Subtest 3	1852.4	21.88
	1880	21.79
	1907.6	21.86
HSDPA Subtest 4	1852.4	21.76
	1880	21.65
	1907.6	21.84
HSUPA Subtest 1	1852.4	20.39
	1880	20.39
	1907.6	20.53
HSUPA Subtest 2	1852.4	20.54
	1880	20.51
	1907.6	20.63
HSUPA Subtest 3	1852.4	21.41
	1880	21.39
	1907.6	21.51
HSUPA Subtest 4	1852.4	20.00
	1880	19.83
	1907.6	20.00
HSUPA Subtest 5	1852.4	19.53
	1880	19.57
	1907.6	19.69

Any report having not been signed by authorized approver, or having been altered without authorization, or having not been stamped by the "Dedicated Testing/Inspection Stamp" is deemed to be invalid. Copying or excerpting portion of, or altering the content of the report is not permitted without the written authorization of AGC. The test results presented in the report apply only to the tested sample. Any objections to report issued by AGC should be submitted to AGC within 15 days after the issuance of the test report. Further enquiry of validity or verification of the test report should be addressed to AGC by agc@agc-cert.com.





**UMTS BAND IV**

Mode	Frequency (MHz)	Avg. Burst Power (dBm)
WCDMA 1700 RMC	1712.5	<b>23.33</b>
	1732.5	22.73
	1752.5	22.73
WCDMA 1700 AMR	1712.5	22.69
	1732.5	22.47
	1752.5	22.57
HSDPA Subtest 1	1712.5	22.42
	1732.5	21.75
	1752.5	21.72
HSDPA Subtest 2	1712.5	21.64
	1732.5	20.92
	1752.5	20.90
HSDPA Subtest 3	1712.5	21.57
	1732.5	20.89
	1752.5	20.87
HSDPA Subtest 4	1712.5	21.60
	1732.5	20.94
	1752.5	20.90
HSUPA Subtest 1	1712.5	20.15
	1732.5	19.48
	1752.5	19.44
HSUPA Subtest 2	1712.5	20.21
	1732.5	19.65
	1752.5	19.53
HSUPA Subtest 3	1712.5	21.20
	1732.5	20.55
	1752.5	20.51
HSUPA Subtest 4	1712.5	19.71
	1732.5	19.17
	1752.5	19.17
HSUPA Subtest 5	1712.5	19.12
	1732.5	18.51
	1752.5	18.58

Any report having not been signed by authorized approver, or having been altered without authorization, or having not been stamped by the "Dedicated Testing/Inspection Stamp" is deemed to be invalid. Copying or excerpting portion of, or altering the content of the report is not permitted without the written authorization of AGC. The test results presented in the report apply only to the tested sample. Any objections to report issued by AGC should be submitted to AGC within 15 days after the issuance of the test report. Further enquiry of validity or verification of the test report should be addressed to AGC by agc@agc-cert.com.



**UMTS BAND V**

Mode	Frequency (MHz)	Avg. Burst Power (dBm)
WCDMA 850 RMC	826.4	<b>23.39</b>
	836.6	23.38
	846.6	23.38
WCDMA 850 AMR	826.4	22.68
	836.6	22.74
	846.6	22.53
HSDPA Subtest 1	826.4	22.52
	836.6	22.49
	846.6	22.50
HSDPA Subtest 2	826.4	21.72
	836.6	21.74
	846.6	21.71
HSDPA Subtest 3	826.4	21.68
	836.6	21.71
	846.6	21.72
HSDPA Subtest 4	826.4	21.65
	836.6	21.62
	846.6	21.66
HSUPA Subtest 1	826.4	20.22
	836.6	20.20
	846.6	20.28
HSUPA Subtest 2	826.4	20.33
	836.6	20.34
	846.6	20.36
HSUPA Subtest 3	826.4	21.32
	836.6	21.25
	846.6	21.27
HSUPA Subtest 4	826.4	19.74
	836.6	19.68
	846.6	19.81
HSUPA Subtest 5	826.4	19.22
	836.6	19.45
	846.6	19.41

Any report having not been signed by authorized approver, or having been altered without authorization, or having not been stamped by the "Dedicated Testing/Inspection Stamp" is deemed to be invalid. Copying or excerpting portion of, or altering the content of the report is not permitted without the written authorization of AGC. The test results presented in the report apply only to the tested sample. Any objections to report issued by AGC should be submitted to AGC within 15 days after the issuance of the test report. Further enquiry of validity or verification of the test report should be addressed to AGC by agc@agc-cert.com.



According to 3GPP 25.101 sub-clause 6.2.2 , the maximum output power is allowed to be reduced by following the table.

Table 6.1aA: UE maximum output power with HS-DPCCH and E-DCH

UE Transmit Channel Configuration	CM(db)	MPR(db)
For all combinations of ,DPDCH,DPCCH HS-DPDCH,E-DPDCH and E-DPCCH	$0 \leq CM \leq 3.5$	$MAX(CM-1,0)$
Note: CM=1 for $\beta_d/\beta_{d'}=12/15$ , $\beta_{hs}/\beta_c=24/15$ .For all other combinations of DPDCH, DPCCH, HS-DPCCH, E-DPDCH and E-DPCCH the MPR is based on the relative CM difference.		

The device supports MPR to solve linearity issues (ACLR or SEM) due to the higher peak-to average ratios (PAR) of the HSUPA signal. This prevents saturating the full range of the TX DAC inside of device and provides a reduced power output to the RF transceiver chip according to the Cubic Metric (a function of the combinations of DPDCH, DPCCH, HS-DPCCH, E-DPDCH and E-DPCCH).

When E-DPDCH channels are present the beta gains on those channels are reduced firsts to try to get the power under the allowed limit. If the beta gains are lowered as far as possible, then a hard limiting is applied at the maximum allowed level.

The SW currently recalculates the cubic metric every time the beta gains on the E-DPDCH are reduced. The cubic metric will likely get lower each time this is done .However, there is no reported reduction of maximum output power in the HSUPA mode since the device also provides a compensation for the power back-off by increasing the gain of TX\_AGC in the transceiver (PA) device.

The end effect is that the DUT output power is identical to the case where there is no MPR in the device.

Any report having not been signed by authorized approver, or having been altered without authorization, or having not been stamped by the "Dedicated Testing/Inspection Stamp" is deemed to be invalid. Copying or excerpting portion of, or altering the content of the report is not permitted without the written authorization of AGC. The test results presented in the report apply only to the tested sample. Any objections to report issued by AGC should be submitted to AGC within 15days after the issuance of the test report. Further enquiry of validity or verification of the test report should be addressed to AGC by agc@agc-cert.com.



**LTE Band**

Conducted Power of LTE Band 2(dBm)									
Bandwidth	Modulation	RB size	RB offset	Target MPR	Channel	Channel	Channel		
					18607	18900	19193		
1.4MHz	QPSK	1	0	0	22.36	22.54	22.72		
			2	0	22.47	22.60	22.83		
			5	0	22.34	22.53	22.70		
		3	0	0	22.44	22.59	22.73		
			1	0	22.45	22.59	22.71		
			2	0	22.48	22.64	22.74		
		6	0	1	21.44	21.58	21.80		
		16QAM	1	0	1	21.48	21.67	21.60	
				2	1	21.63	21.84	21.73	
	5			1	21.48	21.66	21.57		
	3		0	1	21.32	21.51	21.53		
			1	1	21.31	21.49	21.52		
			2	1	21.35	21.50	21.52		
	6		0	2	20.45	20.46	20.73		
	Bandwidth		Modulation	RB size	RB offset	Target MPR	Channel	Channel	Channel
	3MHz		QPSK	1	0	0	22.39	22.53	22.76
		8			0	22.37	22.55	22.74	
		14			0	22.36	22.53	22.76	
8		0		1	21.39	21.55	21.75		
		4		1	21.41	21.58	21.77		
		8		1	21.40	21.54	21.77		
15		0		1	21.37	21.50	21.67		
16QAM		1		0	1	21.57	21.74	21.64	
				8	1	21.53	21.69	21.65	
			14	1	21.58	21.67	21.61		
		8	0	2	20.45	20.56	20.76		
			4	2	20.45	20.57	20.76		
			8	2	20.44	20.53	20.74		
		15	0	2	20.39	20.47	20.58		
		Bandwidth	Modulation	RB size	RB offset	Target MPR	Channel	Channel	Channel
		3MHz	QPSK	1	0	0	22.39	22.53	22.76
8					0	22.37	22.55	22.74	
14					0	22.36	22.53	22.76	
8	0			1	21.39	21.55	21.75		
	4			1	21.41	21.58	21.77		
	8			1	21.40	21.54	21.77		
15	0			1	21.37	21.50	21.67		
16QAM	1			0	1	21.57	21.74	21.64	
				8	1	21.53	21.69	21.65	
			14	1	21.58	21.67	21.61		
	8		0	2	20.45	20.56	20.76		
			4	2	20.45	20.57	20.76		
			8	2	20.44	20.53	20.74		
	15		0	2	20.39	20.47	20.58		

Any report having not been signed by authorized approver, or having been altered without authorization, or having not been stamped by the "Dedicated Testing/Inspection Stamp" is deemed to be invalid. Copying or excerpting portion of, or altering the content of the report is not permitted without the written authorization of AGC. The test results presented in the report apply only to the tested sample. Any objections to report issued by AGC should be submitted to AGC within 15days after the issuance of the test report. Further enquiry of validity or verification of the test report should be addressed to AGC by agc@agc-cert.com.





Conducted Power of LTE Band 2(dBm)									
Bandwidth	Modulation	RB size	RB offset	Target MPR	Channel	Channel	Channel		
					18625	18900	19175		
5MHz	QPSK	1	0	0	22.33	22.55	22.71		
			12	0	22.45	22.65	22.82		
			24	0	22.32	22.53	22.70		
		12	0	1	21.39	21.56	21.71		
			6	1	21.38	21.56	21.73		
			13	1	21.44	21.50	21.72		
		25	0	1	21.37	21.55	21.70		
		16QAM	1	0	1	21.34	21.68	21.70	
				12	1	21.44	21.78	21.77	
	24			1	21.34	21.69	21.69		
	12		0	2	20.30	20.56	20.70		
			6	2	20.32	20.60	20.73		
			13	2	20.40	20.57	20.67		
	25		0	2	20.41	20.56	20.74		
	Bandwidth		Modulation	RB size	RB offset	Target MPR	Channel	Channel	Channel
							18650	18900	19150
	10MHz	QPSK	1	0	0	22.34	22.50	22.66	
				24	0	22.48	22.69	<b>22.86</b>	
49				0	22.37	22.51	22.71		
25			0	1	21.38	21.58	21.85		
			12	1	21.36	21.60	21.86		
			25	1	21.46	21.61	21.77		
50			0	1	21.40	21.55	21.78		
16QAM			1	0	1	21.51	21.61	21.58	
				24	1	21.63	21.81	21.79	
		49		1	21.55	21.67	21.63		
		25	0	2	20.38	20.61	20.91		
			12	2	20.39	20.63	20.77		
			25	2	20.45	20.67	20.80		
		50	0	2	20.41	20.58	20.79		

Any report having not been signed by authorized approver, or having been altered without authorization, or having not been stamped by the "Dedicated Testing/Inspection Stamp" is deemed to be invalid. Copying or excerpting portion of, or altering the content of the report is not permitted without the written authorization of AGC. The test results presented in the report apply only to the tested sample. Any objections to report issued by AGC should be submitted to AGC within 15 days after the issuance of the test report. Further enquiry of validity or verification of the test report should be addressed to AGC by agc@agc-cert.com.



Conducted Power of LTE Band 2(dBm)							
Bandwidth	Modulation	RB size	RB offset	Target MPR	Channel	Channel	Channel
					18675	18900	19125
15MHz	QPSK	1	0	0	22.32	22.42	22.55
			38	0	22.42	22.58	22.73
			74	0	22.30	22.51	22.65
		36	0	1	21.47	21.63	21.83
			18	1	21.51	21.65	21.80
			37	1	21.46	21.65	21.80
	75	0	1	21.48	21.61	21.79	
	16QAM	1	0	1	21.48	21.69	21.45
			38	1	21.56	21.84	21.64
			74	1	21.49	21.74	21.50
		36	0	2	20.48	20.64	20.80
			18	2	20.47	20.67	20.81
			37	2	20.49	20.63	20.80
	75	0	2	20.41	20.60	20.69	
	Bandwidth	Modulation	RB size	RB offset	Target MPR	Channel	Channel
					18700	18900	19100
20MHz	QPSK	1	0	0	22.31	22.43	22.37
			49	0	22.66	22.71	22.68
			99	0	22.41	22.54	22.50
		50	0	1	21.25	21.52	21.63
			25	1	21.27	21.49	21.62
			49	1	21.38	21.59	21.61
	100	0	1	21.34	21.53	21.59	
	16QAM	1	0	1	21.35	21.56	21.45
			49	1	21.57	21.85	21.79
			99	1	21.37	21.61	21.59
		50	0	2	20.27	20.55	20.68
			25	2	20.28	20.56	20.65
			49	2	20.40	20.63	20.63
	100	0	2	20.34	20.54	20.58	

Any report having not been signed by authorized approver, or having been altered without authorization, or having not been stamped by the "Dedicated Testing/Inspection Stamp" is deemed to be invalid. Copying or excerpting portion of, or altering the content of the report is not permitted without the written authorization of AGC. The test results presented in the report apply only to the tested sample. Any objections to report issued by AGC should be submitted to AGC within 15 days after the issuance of the test report. Further enquiry of validity or verification of the test report should be addressed to AGC by agc@agc-cert.com.



Conducted Power of LTE Band 4(dBm)							
Bandwidth	Modulation	RB size	RB offset	Target MPR	Channel	Channel	Channel
					19957	20175	20393
1.4MHz	QPSK	1	0	0	22.68	22.49	22.40
			2	0	<b>22.82</b>	22.60	22.53
			5	0	22.67	22.49	22.41
		3	0	0	22.80	22.59	22.46
			1	0	22.77	22.58	22.46
			2	0	22.77	22.64	22.50
	6	0	1	21.74	21.61	21.44	
	16QAM	1	0	1	21.81	21.58	21.30
			2	1	20.94	20.91	21.42
			5	1	21.79	21.58	21.28
		3	0	1	21.66	21.48	21.29
			1	1	21.67	21.46	21.29
			2	1	21.68	21.50	21.26
	6	0	2	20.78	20.43	20.46	
Bandwidth	Modulation	RB size	RB offset	Target MPR	Channel	Channel	Channel
					19965	20175	20385
3MHz	QPSK	1	0	0	22.69	22.53	22.45
			7	0	22.72	22.53	22.42
			14	0	22.71	22.48	22.42
		8	0	1	21.71	21.59	21.44
			4	1	21.70	21.60	21.45
			7	1	21.73	21.52	21.46
	15	0	1	21.69	21.55	21.39	
	16QAM	1	0	1	20.89	21.68	21.33
			7	1	20.90	21.64	21.36
			14	1	20.85	21.58	21.38
		8	0	2	20.78	20.59	20.45
			4	2	20.76	20.57	20.44
			7	2	20.79	20.51	20.45
	15	0	2	20.70	20.46	20.33	

Any report having not been signed by authorized approver, or having been altered without authorization, or having not been stamped by the "Dedicated Testing/Inspection Stamp" is deemed to be invalid. Copying or excerpting portion of, or altering the content of the report is not permitted without the written authorization of AGC. The test results presented in the report apply only to the tested sample. Any objections to report issued by AGC should be submitted to AGC within 15days after the issuance of the test report. Further enquiry of validity or verification of the test report should be addressed to AGC by agc@agc-cert.com.



Conducted Power of LTE Band 4(dBm)								
Bandwidth	Modulation	RB size	RB offset	Target MPR	Channel	Channel	Channel	
					19975	20175	20375	
5MHz	QPSK	1	0	0	22.66	22.48	22.42	
			12	0	22.82	22.60	22.53	
			24	0	22.62	22.44	22.39	
		12	0	1	21.62	21.56	21.43	
			6	1	21.63	21.59	21.42	
			11	1	21.73	21.47	21.42	
	25	0	1	21.68	21.54	21.44		
	16QAM	1	0	1	21.62	21.63	21.40	
			12	1	21.79	21.76	21.57	
			24	1	21.64	21.61	21.39	
		12	0	2	20.60	20.61	20.44	
			6	2	20.64	20.57	20.46	
			11	2	20.69	20.52	20.42	
		25	0	2	20.72	20.52	20.48	
		Bandwidth	Modulation	RB size	RB offset	Target MPR	Channel	Channel
						20000	20175	20350
10MHz	QPSK	1	0	0	22.65	22.50	22.39	
			24	0	22.74	22.66	22.55	
			49	0	22.60	22.47	22.42	
		25	0	1	21.66	21.65	21.55	
			12	1	21.68	21.66	21.52	
			25	1	21.70	21.48	21.39	
	50	0	1	21.80	21.59	21.55		
	16QAM	1	0	1	21.74	21.66	21.31	
			24	1	21.79	21.74	21.45	
			49	1	21.80	21.59	21.33	
		25	0	2	20.67	20.67	20.56	
			12	2	20.68	20.65	20.59	
			25	2	20.71	20.55	20.52	
		50	0	2	20.78	20.56	20.51	

Any report having not been signed by authorized approver, or having been altered without authorization, or having not been stamped by the "Dedicated Testing/Inspection Stamp" is deemed to be invalid. Copying or excerpting portion of, or altering the content of the report is not permitted without the written authorization of AGC. The test results presented in the report apply only to the tested sample. Any objections to report issued by AGC should be submitted to AGC within 15days after the issuance of the test report. Further enquiry of validity or verification of the test report should be addressed to AGC by agc@agc-cert.com.

Attestation of Global Compliance(Shenzhen)Co., Ltd  
Attestation of Global Compliance(Shenzhen)Std & Tech Co., Ltd  
Tel: +86-755 2523 4088 E-mail: agc@agc-cert.com Web: http://cn.agc-cert.com/





Conducted Power of LTE Band 4(dBm)									
Bandwidth	Modulation	RB size	RB offset	Target MPR	Channel	Channel	Channel		
					20025	20175	20325		
15MHz	QPSK	1	0	0	22.59	22.49	22.37		
			37	0	22.64	22.50	22.40		
			74	0	22.51	22.39	22.36		
		36	0	1	21.74	21.64	21.58		
			16	1	21.73	21.60	21.53		
			35	1	21.72	21.63	21.57		
		75	0	1	21.72	21.59	21.54		
		16QAM	1	0	1	21.76	21.74	21.33	
				37	1	21.70	21.74	21.32	
	74			1	21.68	21.63	21.24		
	36		0	2	20.72	20.61	20.56		
			16	2	20.72	20.62	20.56		
			35	2	20.72	20.60	20.55		
	75		0	2	20.66	20.53	20.48		
	Bandwidth		Modulation	RB size	RB offset	Target MPR	Channel	Channel	Channel
							20050	20175	20300
	20MHz	QPSK	1	0	0	22.57	22.51	22.23	
				49	0	22.80	22.64	22.41	
99				0	22.50	22.43	22.25		
50			0	1	21.44	21.51	21.69		
			25	1	21.44	21.52	21.65		
			49	1	21.68	21.28	21.37		
100			0	1	21.58	21.42	21.52		
16QAM			1	0	1	21.58	21.64	21.35	
				49	1	21.69	21.74	21.55	
		99		1	21.48	21.51	21.30		
		50	0	2	20.47	20.53	20.69		
			25	2	20.42	20.55	20.74		
			49	2	20.68	20.32	20.39		
		100	0	2	20.61	20.40	20.52		

Any report having not been signed by authorized approver, or having been altered without authorization, or having not been stamped by the "Dedicated Testing/Inspection Stamp" is deemed to be invalid. Copying or excerpting portion of, or altering the content of the report is not permitted without the written authorization of AGC. The test results presented in the report apply only to the tested sample. Any objections to report issued by AGC should be submitted to AGC within 15days after the issuance of the test report. Further enquiry of validity or verification of the test report should be addressed to AGC by agc@agc-cert.com.



Conducted Power of LTE Band 5(dBm)							
Bandwidth	Modulation	RB size	RB offset	Target MPR	Channel	Channel	Channel
					20407	20525	20643
1.4MHz	QPSK	1	0	0	24.08	23.99	23.91
			2	0	<b>24.22</b>	24.17	24.06
			5	0	24.09	23.98	23.91
		3	0	0	24.13	24.06	23.96
			1	0	24.14	24.05	23.97
			2	0	24.14	24.09	23.97
	6	0	1	23.13	23.10	23.03	
	16QAM	1	0	1	23.07	23.10	22.79
			2	1	22.30	22.25	22.91
			5	1	23.14	23.07	22.77
		3	0	1	22.95	22.96	22.80
			1	1	22.97	22.95	22.78
			2	1	22.97	22.95	22.71
	6	0	2	22.13	21.94	21.98	
	Bandwidth	Modulation	RB size	RB offset	Target MPR	Channel	Channel
					20415	20525	20635
3MHz	QPSK	1	0	0	24.05	24.03	23.98
			7	0	24.11	24.05	23.96
			14	0	24.06	24.04	23.99
		8	0	1	23.14	23.05	23.00
			4	1	23.14	23.04	23.01
			7	1	23.14	23.08	23.04
	15	0	1	23.10	23.07	22.98	
	16QAM	1	0	1	23.13	23.12	22.90
			7	1	23.12	23.15	22.87
			14	1	23.13	23.12	22.85
		8	0	2	22.16	22.05	21.99
			4	2	22.17	22.07	22.02
			7	2	22.16	22.08	22.04
	15	0	2	22.09	22.02	21.92	

Any report having not been signed by authorized approver, or having been altered without authorization, or having not been stamped by the "Dedicated Testing/Inspection Stamp" is deemed to be invalid. Copying or excerpting portion of, or altering the content of the report is not permitted without the written authorization of AGC. The test results presented in the report apply only to the tested sample. Any objections to report issued by AGC should be submitted to AGC within 15days after the issuance of the test report. Further enquiry of validity or verification of the test report should be addressed to AGC by agc@agc-cert.com.



Conducted Power of LTE Band 5(dBm)								
Bandwidth	Modulation	RB size	RB offset	Target MPR	Channel	Channel	Channel	
					20425	20525	20625	
5MHz	QPSK	1	0	0	24.06	24.01	23.96	
			12	0	24.18	24.11	24.08	
			24	0	24.08	24.00	24.01	
		12	0	1	23.12	23.01	23.06	
			6	1	23.10	23.03	23.03	
			11	1	23.06	23.06	22.99	
	25	0	1	23.13	23.07	23.00		
	16QAM	1	0	1	22.97	23.21	22.97	
			12	1	23.18	23.19	23.06	
			24	1	23.09	23.12	22.91	
		12	0	2	22.08	22.02	22.04	
			6	2	22.06	22.04	22.06	
			11	2	22.03	22.07	22.01	
		25	0	2	22.09	22.06	22.06	
		Bandwidth	Modulation	RB size	RB offset	Target MPR	Channel	Channel
						20450	20525	20600
10MHz	QPSK	1	0	0	23.10	22.65	23.80	
			24	0	23.52	22.13	22.90	
			49	0	22.97	22.97	23.13	
		25	0	1	22.33	22.56	22.42	
			12	1	21.99	22.91	22.10	
			25	1	22.88	22.76	22.71	
		50	0	1	22.68	22.46	21.95	
		16QAM	1	0	1	22.76	23.07	22.18
				24	1	21.97	23.18	22.46
	49			1	22.04	22.86	22.54	
	25		0	2	21.24	22.10	20.94	
			12	2	20.92	22.12	21.86	
			25	2	20.87	22.09	21.76	
	50		0	2	21.13	22.13	21.67	

Any report having not been signed by authorized approver, or having been altered without authorization, or having not been stamped by the "Dedicated Testing/Inspection Stamp" is deemed to be invalid. Copying or excerpting portion of, or altering the content of the report is not permitted without the written authorization of AGC. The test results presented in the report apply only to the tested sample. Any objections to report issued by AGC should be submitted to AGC within 15days after the issuance of the test report. Further enquiry of validity or verification of the test report should be addressed to AGC by agc@agc-cert.com.

Attestation of Global Compliance(Shenzhen)Co., Ltd  
Attestation of Global Compliance(Shenzhen)Std & Tech Co., Ltd  
Tel: +86-755 2523 4088 E-mail: agc@agc-cert.com Web: http://cn.agc-cert.com/



Conducted Power of LTE Band 7 (dBm)								
Bandwidth	Modulation	RB size	RB offset	Target MPR	Channel	Channel	Channel	
					20775	21100	21425	
5MHz	QPSK	1	0	0	22.66	22.46	23.02	
			12	0	22.77	22.35	<b>23.18</b>	
			24	0	22.60	22.41	22.76	
		12	0	1	21.57	21.74	21.91	
			6	1	21.56	21.72	21.95	
			13	1	21.62	21.66	21.87	
		25	1	21.56	21.66	21.88		
		16QAM	1	0	1	21.38	21.65	21.64
				12	1	21.55	21.80	21.87
	24			1	21.44	21.68	21.78	
	12		0	2	20.48	20.65	20.86	
			6	2	20.49	20.64	20.90	
			13	2	20.58	20.66	20.88	
	25	2	20.56	20.63	20.89			
	Bandwidth	Modulation	RB size	RB offset	Target MPR	Channel	Channel	Channel
					20800	21100	21400	
10MHz	QPSK	1	0	0	22.59	22.30	22.44	
			24	0	22.19	22.23	22.69	
			49	0	22.02	22.29	22.50	
		25	0	1	21.14	21.20	21.46	
			12	1	21.09	21.21	21.49	
			25	1	21.21	21.20	21.41	
		50	1	21.11	21.14	21.44		
		16QAM	1	0	1	21.01	21.10	21.23
				24	1	21.28	21.28	21.41
	49			1	21.20	21.17	21.34	
	25		0	2	20.09	20.27	20.66	
			12	2	20.20	20.25	20.84	
			25	2	20.43	20.29	20.61	
	50		2	20.20	20.22	20.46		

Any report having not been signed by authorized approver, or having been altered without authorization, or having not been stamped by the "Dedicated Testing/Inspection Stamp" is deemed to be invalid. Copying or excerpting portion of, or altering the content of the report is not permitted without the written authorization of AGC. The test results presented in the report apply only to the tested sample. Any objections to report issued by AGC should be submitted to AGC within 15days after the issuance of the test report. Further enquiry of validity or verification of the test report should be addressed to AGC by agc@agc-cert.com.





Conducted Power of LTE Band 7 (dBm)								
Bandwidth	Modulation	RB size	RB offset	Target MPR	Channel	Channel	Channel	
					20825	21100	21375	
15MHz	QPSK	1	0	0	22.08	22.34	22.31	
			37	0	22.07	22.45	22.54	
			74	0	21.98	22.50	22.46	
		37	0	1	21.36	21.54	21.64	
			16	1	21.31	21.53	21.65	
			35	1	21.33	21.48	21.64	
	75	0	1	21.32	21.48	21.64		
	16QAM	1	0	1	20.99	21.22	21.22	
			37	1	21.24	21.40	21.35	
			74	1	21.13	21.38	21.28	
		37	0	2	20.37	20.58	20.65	
			16	2	20.34	20.55	20.65	
			35	2	20.32	20.42	20.64	
		75	0	2	20.26	20.37	20.61	
Bandwidth		Modulation	RB size	RB offset	Target MPR	Channel	Channel	Channel
						20850	21100	21350
20MHz	QPSK	1	0	0	23.13	23.16	23.06	
			49	0	22.30	22.41	22.54	
			99	0	22.11	22.56	22.31	
		50	0	1	21.03	21.22	21.34	
			25	1	21.07	21.24	21.38	
			49	1	21.21	21.20	21.32	
	100	0	1	21.12	21.24	21.34		
	16QAM	1	0	1	20.90	21.05	21.24	
			49	1	21.27	21.38	21.53	
			99	1	20.99	21.30	21.29	
		50	0	2	20.11	20.24	20.52	
			25	2	20.11	20.25	20.48	
			49	2	20.30	20.28	20.42	
		100	0	2	20.17	20.21	20.41	

Any report having not been signed by authorized approver, or having been altered without authorization, or having not been stamped by the "Dedicated Testing/Inspection Stamp" is deemed to be invalid. Copying or excerpting portion of, or altering the content of the report is not permitted without the written authorization of AGC. The test results presented in the report apply only to the tested sample. Any objections to report issued by AGC should be submitted to AGC within 15 days after the issuance of the test report. Further enquiry of validity or verification of the test report should be addressed to AGC by agc@agc-cert.com.



Conducted Power of LTE Band 12(dBm)							
Bandwidth	Modulation	RB size	RB offset	Target MPR	Channel	Channel	Channel
					23017	23095	23173
1.4MHz	QPSK	1	0	0	24.93	25.11	25.11
			2	0	25.11	25.21	25.18
			5	0	25.05	25.08	25.19
		3	0	0	25.10	25.22	25.15
			1	0	25.08	25.22	25.08
			2	0	25.14	25.26	25.11
	6	0	1	24.06	24.19	24.25	
	16QAM	1	0	1	24.02	24.24	23.95
			2	1	24.23	24.17	24.13
			5	1	24.14	24.25	23.96
		3	0	1	23.16	23.14	23.12
			1	1	22.96	23.09	22.94
			2	1	22.98	23.16	22.89
	6	0	2	23.10	23.09	23.15	
Bandwidth	Modulation	RB size	RB offset	Target MPR	Channel	Channel	Channel
					23025	23095	23165
3MHz	QPSK	1	0	0	24.89	25.09	25.15
			7	0	25.08	25.14	25.21
			14	0	25.07	25.12	25.23
		8	0	1	24.07	24.15	24.25
			4	1	24.05	24.16	24.24
			7	1	24.15	24.15	24.24
	15	0	1	24.10	24.13	24.16	
	16QAM	1	0	1	24.15	24.26	24.00
			7	1	24.26	24.26	24.03
			14	1	24.21	24.24	24.03
		8	0	2	23.11	23.16	23.21
			4	2	23.13	23.18	23.20
			7	2	23.20	23.21	23.16
	15	0	2	23.14	23.11	23.04	

Any report having not been signed by authorized approver, or having been altered without authorization, or having not been stamped by the "Dedicated Testing/Inspection Stamp" is deemed to be invalid. Copying or excerpting portion of, or altering the content of the report is not permitted without the written authorization of AGC. The test results presented in the report apply only to the tested sample. Any objections to report issued by AGC should be submitted to AGC within 15days after the issuance of the test report. Further enquiry of validity or verification of the test report should be addressed to AGC by agc@agc-cert.com.



Conducted Power of LTE Band 12(dBm)								
Bandwidth	Modulation	RB size	RB offset	Target MPR	Channel	Channel	Channel	
					23035	23095	23155	
5MHz	QPSK	1	0	0	24.97	25.06	25.12	
			12	0	25.17	25.25	<b>25.30</b>	
			24	0	25.06	25.08	25.20	
		12	0	1	24.05	24.14	24.14	
			6	1	24.07	24.14	24.11	
			13	1	24.12	24.19	24.14	
	25	0	1	24.09	24.19	24.08		
	16QAM	1	0	1	23.95	24.21	24.11	
			12	1	24.17	24.14	24.20	
			24	1	24.06	24.29	24.07	
		12	0	2	23.05	23.23	23.14	
			6	2	23.03	23.22	23.14	
			13	2	23.13	23.24	23.13	
		25	0	2	23.15	23.20	23.19	
		Bandwidth	Modulation	RB size	RB offset	Target MPR	Channel	Channel
						23060	23095	23130
10MHz	QPSK	1	0	0	23.71	23.83	23.04	
			24	0	24.50	24.38	23.11	
			49	0	23.95	24.28	23.14	
		25	0	1	22.69	23.71	22.37	
			12	1	23.57	23.35	21.79	
			25	1	22.94	24.07	23.03	
	50	0	1	23.91	23.52	23.09		
	16QAM	1	0	1	24.10	23.29	23.67	
			24	1	23.83	23.64	23.73	
			49	1	23.39	23.45	23.41	
		25	0	2	23.79	22.64	22.89	
			12	2	22.86	22.73	22.92	
			25	2	23.05	23.19	21.83	
		50	0	2	23.15	23.20	22.92	

Any report having not been signed by authorized approver, or having been altered without authorization, or having not been stamped by the "Dedicated Testing/Inspection Stamp" is deemed to be invalid. Copying or excerpting portion of, or altering the content of the report is not permitted without the written authorization of AGC. The test results presented in the report apply only to the tested sample. Any objections to report issued by AGC should be submitted to AGC within 15days after the issuance of the test report. Further enquiry of validity or verification of the test report should be addressed to AGC by agc@agc-cert.com.



Conducted Power of LTE Band 13(dBm)									
Bandwidth	Modulation	RB size	RB offset	Target MPR	Channel	Channel	Channel		
					23205	23230	23255		
5MHz	QPSK	1	0	0	25.01	24.93	24.93		
			12	0	<b>25.12</b>	25.07	25.04		
			24	0	24.97	24.91	24.88		
		12	0	1	24.01	24.01	24.01		
			6	1	23.98	24.03	24.00		
			13	1	24.04	24.04	23.96		
		25	0	1	24.05	24.04	23.99		
		16QAM	1	0	1	23.97	23.96	24.12	
				12	1	24.10	24.08	24.02	
	24			1	24.01	23.89	24.04		
	12		0	2	22.99	22.99	22.97		
			6	2	23.00	22.96	22.98		
			13	2	23.07	22.96	22.95		
	25		0	2	23.09	23.06	22.94		
	Bandwidth		Modulation	RB size	RB offset	Target MPR	Channel		
	10MHz		QPSK	1	0	0	24.37		
		24			0	24.76			
		49			0	24.02			
25		0		1	23.80				
		12		1	23.49				
		25		1	23.22				
50		0		1	23.73				
16QAM		1		0	1	22.71			
				24	1	22.63			
			49	1	23.64				
		25	0	2	22.25				
			12	2	21.58				
			25	2	21.76				
		50	0	2	22.50				

Any report having not been signed by authorized approver, or having been altered without authorization, or having not been stamped by the "Dedicated Testing/Inspection Stamp" is deemed to be invalid. Copying or excerpting portion of, or altering the content of the report is not permitted without the written authorization of AGC. The test results presented in the report apply only to the tested sample. Any objections to report issued by AGC should be submitted to AGC within 15days after the issuance of the test report. Further enquiry of validity or verification of the test report should be addressed to AGC by agc@agc-cert.com.





Conducted Power of LTE Band 17(dBm)								
Bandwidth	Modulation	RB size	RB offset	Target MPR	Channel	Channel	Channel	
					23755	23790	23825	
5MHz	QPSK	1	0	0	24.96	24.96	24.93	
			12	0	25.08	25.04	<b>25.11</b>	
			24	0	25.00	24.96	25.02	
		12	0	1	24.04	23.96	23.97	
			6	1	24.05	23.98	23.97	
			13	1	24.00	24.02	24.00	
	25	0	1	24.01	24.00	24.00		
	16QAM	1	0	1	23.95	23.97	23.14	
			12	1	24.10	24.03	23.23	
			24	1	24.00	23.96	24.11	
		12	0	2	23.04	22.96	23.00	
			6	2	23.06	22.91	23.02	
			13	2	23.02	23.01	23.02	
		25	0	2	23.07	23.06	22.98	
		Bandwidth	Modulation	RB size	RB offset	Target MPR	Channel	Channel
						23780	23790	23800
10MHz	QPSK	1	0	0	23.70	23.85	23.62	
			24	0	25.08	24.00	24.34	
			49	0	24.18	23.88	24.85	
		25	0	1	23.56	23.19	22.96	
			12	1	22.82	23.95	22.55	
			25	1	23.75	23.62	23.08	
	50	0	1	23.26	22.53	22.58		
	16QAM	1	0	1	23.44	23.85	22.77	
			24	1	23.37	23.19	23.88	
			49	1	22.89	23.24	23.44	
		25	0	2	22.00	22.26	22.48	
			12	2	22.28	22.34	22.47	
			25	2	21.55	22.40	22.42	
		50	0	2	23.00	23.12	21.76	

Any report having not been signed by authorized approver, or having been altered without authorization, or having not been stamped by the "Dedicated Testing/Inspection Stamp" is deemed to be invalid. Copying or excerpting portion of, or altering the content of the report is not permitted without the written authorization of AGC. The test results presented in the report apply only to the tested sample. Any objections to report issued by AGC should be submitted to AGC within 15days after the issuance of the test report. Further enquiry of validity or verification of the test report should be addressed to AGC by agc@agc-cert.com.



The following tests were conducted according to the test requirements outlined in section 6.2 of the 3GPP TS36.101 specification.

UE Power Class: 3 (23 +/- 2dBm). The allowed Maximum Power Reduction (MPR) for the maximum output power due to higher order modulation and transmit bandwidth configuration (resource blocks) is specified in Table 6.2.3.3-1 of the 3GPP TS36.101.

**Table 6.2.3.3-1 Maximum Power Reduction (MPR) for Power class3**

Modulation	Maximum Power Reduction (MPR) for Power[RB]						MPR(dB)
	1.4MHz	3MHz	5MHz	10MHz	15MHz	20MHz	
QPSK	>5	>4	>8	>12	>16	>18	≤1
16QAM	≤5	≤4	≤8	≤12	≤16	≤18	≤1
16QAM	>5	>4	>8	>12	>16	>18	≤2

The allowed A-MPR values specified below in Table 6.2.4.3-1 of 3GPP TS36.101 are in addition to the allowed MPR requirements. All the measurements below were performed with A-MPR disabled, by using Network Signaling Value of "NS\_01".3

Any report having not been signed by authorized approver, or having been altered without authorization, or having not been stamped by the "Dedicated Testing/Inspection Stamp" is deemed to be invalid. Copying or excerpting portion of, or altering the content of the report is not permitted without the written authorization of AGC. The test results presented in the report apply only to the tested sample. Any objections to report issued by AGC should be submitted to AGC within 15days after the issuance of the test report. Further enquiry of validity or verification of the test report should be addressed to AGC by agc@agc-cert.com.



**Table 6.2.4.3-1: Additional Maximum Power Reduction (A-MPR) / Spectrum Emission requirements**

Network Signaling value	Requirements (sub-clause)	E-UTRA Band	Channel bandwidth (MHz)	Resources Blocks ( $N_{RB}$ )	A-MPR (dB)
NS_01	6.6.2.1.1	Table 5.2-1	1.4,3,5,10,15,20	Table 5.4.2-1	N/A
NS_03	6.6.2.2.3.1	2,4,10, 23, 25,35,36	3	>5	$\leq 1$
			5	>6	$\leq 1$
			10	>6	$\leq 1$
			15	>8	$\leq 1$
			20	>10	$\leq 1$
NS_04	6.6.2.2.3.2	41	5	>6	$\leq 1$
			10, 15, 20	Table 6.2.4.3-4	
NS_05	6.6.3.3.3.1	1	10,15,20	$\geq 50$	$\leq 1$
NS_06	6.6.2.2.3.3	12, 13, 14, 17	1.4, 3, 5, 10	Table 5.4.2-1	N/A
NS_07	6.6.2.2.3.3 6.6.3.3.3.2	13	10	Table 6.2.4.3-2	Table 6.2.4.3-2
NS_08	6.6.3.3.3.3	19	10, 15	> 44	$\leq 3$
NS_09	6.6.3.3.3.4	21	10, 15	> 40	$\leq 1$
				> 55	$\leq 2$
				Table 6.2.4.3-3	
NS_10		20	15, 20	Table 6.2.4.3-3	Table 6.2.4.3-3
NS_11	6.6.2.2.1 6.6.3.3.13	231	1.4, 3, 5, 10,15,20	Table 6.2.4.3-5	Table 6.2.4.3-5
NS_12	6.6.3.3.5	26	1.4, 3, 5	Table 6.2.4.3-6	Table 6.2.4.3-6
NS_13	6.6.3.3.6	26	5	Table 6.2.4.3-7	Table 6.2.4.3-7
NS_14	6.6.3.3.7	26	10, 15	Table 6.2.4.3-8	Table 6.2.4.3-8
NS_15	6.6.3.3.8	26	1.4, 3, 5, 10, 15	Table 6.2.4.3-9 Table 6.2.4.3-10	Table 6.2.4.3-9, Table 6.2.4.3-10
NS_16	6.6.3.3.9	27	3, 5, 10	Table 6.2.4.3-11, Table 6.2.4.3-12, Table 6.2.4.3-13	
NS_17	6.6.3.3.10	28	5, 10	Table 5.4.2-1	N/A
	6.6.3.3.11	28	5	$\geq 2$	$\leq 1$
NS_18			10, 15, 20	$\geq 1$	$\leq 4$
NS_19			10, 15, 20	Table 6.2.4.3-15	Table 6.2.4.3-15
NS_20			5, 10, 15, 20	Table 6.2.4.3-14	Table 6.2.4.3-14
...					
NS_20	-	-	-	-	-

Any report having not been signed by authorized approver, or having been altered without authorization, or having not been stamped by the "Dedicated Testing/Inspection Stamp" is deemed to be invalid. Copying or excerpting portion of, or altering the content of the report is not permitted without the written authorization of AGC. The test results presented in the report apply only to the tested sample. Any objections to report issued by AGC should be submitted to AGC within 15 days after the issuance of the test report. Further enquiry of validity or verification of the test report should be addressed to AGC by agc@agc-cert.com.



**WIFI**

Mode	Data Rate (Mbps)	Channel	Frequency(MHz)	Avg. Burst Power(dBm)
802.11b	1	01	2412	12.49
		06	2437	<b>13.08</b>
		11	2462	12.88
802.11g	6	01	2412	12.09
		06	2437	12.47
		11	2462	12.11
802.11n(20)	6.5	01	2412	11.84
		06	2437	12.45
		11	2462	12.06
802.11n(40)	13.5	03	2422	12.20
		06	2437	12.34
		09	2452	11.69

**Bluetooth\_V4.2(BR/EDR)**

Modulation	Channel	Frequency(MHz)	Peak Power (dBm)
GFSK	0	2402	4.382
	39	2441	4.269
	78	2480	3.545
π /4-DQPSK	0	2402	3.817
	39	2441	3.757
	78	2480	2.992
8-DPSK	0	2402	3.876
	39	2441	3.798
	78	2480	3.036

**Bluetooth\_V4.2(BLE)**

Modulation	Channel	Frequency(MHz)	Peak Power (dBm)
GFSK	0	2402	5.100
	19	2440	<b>5.406</b>
	39	2480	4.868

Any report having not been signed by authorized approver, or having been altered without authorization, or having not been stamped by the "Dedicated Testing/Inspection Stamp" is deemed to be invalid. Copying or excerpting portion of, or altering the content of the report is not permitted without the written authorization of AGC. The test results presented in the report apply only to the tested sample. Any objections to report issued by AGC should be submitted to AGC within 15days after the issuance of the test report. Further enquiry of validity or verification of the test report should be addressed to AGC by agc@agc-cert.com.





## 13. TEST RESULTS

### 13.1. SAR Test Results Summary

#### 13.1.1. Test position and configuration

Head SAR was performed with the device configured in the positions according to IEEE 1528-2013, Body-worn and 4 Edges SAR was performed with the device 10mm from the phantom.

#### 13.1.2. Operation Mode

1. Per KDB 447498 D01 v06 ,for each exposure position, if the highest 1-g SAR is  $\leq 0.8$  W/kg, testing for low and high channel is optional.
2. Per KDB 865664 D01 v01r04,for each frequency band, if the measured SAR is  $\geq 0.8$ W/Kg, testing for repeated SAR measurement is required , that the highest measured SAR is only to be tested. When the SAR results are near the limit, the following procedures are required for each device to verify these types of SAR measurement related variation concerns by repeating the highest measured SAR configuration in each frequency band.
  - (1) When the original highest measured SAR is  $\geq 0.8$ W/Kg, repeat that measurement once.
  - (2) Perform a second repeated measurement only if the ratio of largest to smallest SAR for the original and first repeated measurements is  $>1.20$  or when the original or repeated measurement is  $\geq 1.45$  W/Kg.
  - (3) Perform a third repeated measurement only if the original, first and second repeated measurement is  $\geq 1.5$  W/Kg and ratio of largest to smallest SAR for the original, first and second measurement is  $\geq 1.20$ .
3. Body-worn exposure conditions are intended to voice call operations, therefore GSM voice call mode is selected to be test.
4. Per KDB 648474 D04 v01r03,when the reported SAR for a body-worn accessory measured without a headset connected to the handset is  $\leq 1.2$ W/Kg, SAR testing with a headset connected is not required.
5. Per KDB 248227 D01v02r02,for 2.4GHz 802.11g/n SAR testing is not required when the highest reported SAR for DSSS is adjusted by the ratio of OFDM to DSSS specified maximum output power and the adjusted SAR is  $\leq 1.2$ W/kg.
6. Per KDB 941225 D06 V02r01, When the same wireless mode transmission configurations for voice and data are required for SAR measurements, the more conservative configuration with a smaller separation distance should be tested for the overlapping SAR configurations.
7. Maximum Scaling SAR in order to calculate the Maximum SAR values to test under the standard Peak Power, Calculation method is as follows:  
Maximum Scaling SAR =tested SAR (Max.)  $\times$  [maximum turn-up power (mw)/ maximum measurement output power(mw) ]
8. Proximity sensor, just for avoiding the wrong operation in the phone screen when call, and has no influence on output power or SAR result
9. Per KDB 941225 D05v02r03, start with the largest channel bandwidth and measure SAR for QPSK with 1RB allocation using the RB offset and required test channel combination with highest maximum output power for RB offsets at the upper edge, middle and lower edge of each required test channel.
10. Per KDB 941125 D05v02r03, 50% RB allocation for QPSK SAR testing follows 1RB QPSK allocation procedure.
11. Per KDB 941125 D05v02r03. For QPSK with 100% RB allocation. SAR is not required when the highest maximum output power for 100% RB allocation is less than the highest maximum output power in 50% and

Any report having not been signed by authorized approver, or having been altered without authorization, or having not been stamped by the "Dedicated Testing/Inspection Stamp" is deemed to be invalid. Copying or excerpting portion of, or altering the content of the report is not permitted without the written authorization of AGC. The test results presented in the report apply only to the tested sample. Any objections to report issued by AGC should be submitted to AGC within 15days after the issuance of the test report. Further enquiry of validity or verification of the test report should be addressed to AGC by agc@agc-cert.com.



1RB allocation and the highest reported SAR is  $>1.45$  W/Kg, the remaining required test channels must also be tested.

12. Per KDB 941125 D05v02r03. 16QAM output power for each RB allocation configuration is not 1/2 dB higher than the same configuration in QPSK and the reported SAR for the QPSK configuration is  $\leq 1.45$ W/Kg, Per KDB 941225 D05v02r02, 16QAM SAR testing is not required.
13. Per KDB 941125 D05v02r03. Smaller bandwidth output power for each RB allocation configuration is  $>$ not 1/2 dB higher than the same configuration in the largest supported bandwidth, and the reported SAR for the largest supported bandwidth is  $\leq 1.45$ W/Kg. Per KDB 941125 D05v02r03, smaller bandwidth SAR testing is not required.

Any report having not been signed by authorized approver, or having been altered without authorization, or having not been stamped by the "Dedicated Testing/Inspection Stamp" is deemed to be invalid. Copying or excerpting portion of, or altering the content of the report is not permitted without the written authorization of AGC. The test results presented in the report apply only to the tested sample. Any objections to report issued by AGC should be submitted to AGC within 15 days after the issuance of the test report. Further enquiry of validity or verification of the test report should be addressed to AGC by [agc@agc-cert.com](mailto:agc@agc-cert.com).

Attestation of Global Compliance(Shenzhen)Co., Ltd  
Attestation of Global Compliance(Shenzhen)Std & Tech Co., Ltd  
Tel: +86-755 2523 4088 E-mail: [agc@agc-cert.com](mailto:agc@agc-cert.com) Web: <http://cn.agc-cert.com/>



### 13.1.3. Test Result

SAR MEASUREMENT									
Depth of Liquid (cm):>15					Relative Humidity (%): 51.4				
Product: Smart Phone									
Test Mode: GSM850 with GMSK modulation									
Position	Mode	Ch.	Fr. (MHz)	Power Drift (<math>\pm 0.2</math> dB)	SAR (1g) (W/kg)	Max. Tune-up Power (dBm)	Meas. output Power (dBm)	Scaled SAR (W/Kg)	Limit (W/kg)
<b>SIM 1 Card</b>									
Left Cheek	voice	190	836.6	0.10	<b>0.117</b>	33.60	33.51	<b>0.119</b>	1.6
Left Tilt	voice	190	836.6	-0.12	0.046	33.60	33.51	0.047	1.6
Right Cheek	voice	190	836.6	-0.04	0.100	33.60	33.51	0.102	1.6
Right Tilt	voice	190	836.6	-0.03	0.051	33.60	33.51	0.052	1.6
Body back	voice	190	836.6	0.12	<b>0.254</b>	33.60	33.51	<b>0.259</b>	1.6
Body front	voice	190	836.6	0.11	0.182	33.60	33.51	0.186	1.6
Body back	GPRS-2 slot	190	836.6	-0.04	<b>0.398</b>	29.40	29.32	<b>0.405</b>	1.6
Body front	GPRS-2 slot	190	836.6	0.05	0.241	29.40	29.32	0.245	1.6
Edge 2(Right)	GPRS-2 slot	190	836.6	-0.18	0.087	29.40	29.32	0.089	1.6
Edge 3(Bottom)	GPRS-2 slot	190	836.6	-0.02	0.211	29.40	29.32	0.215	1.6
Edge 4(Left)	GPRS-2 slot	190	836.6	-0.15	0.186	29.40	29.32	0.189	1.6

**Note:**

- When the 1-g Reported SAR is  $\leq 0.8$  W/kg, testing for low and high channel is optional. Refer to KDB 447498.
- The test separation for body back, body front and 4 Edges is 10mm of all above table.

Any report having not been signed by authorized approver, or having been altered without authorization, or having not been stamped by the "Dedicated Testing/Inspection Stamp" is deemed to be invalid. Copying or excerpting portion of, or altering the content of the report is not permitted without the written authorization of AGC. The test results presented in the report apply only to the tested sample. Any objections to report issued by AGC should be submitted to AGC within 15days after the issuance of the test report. Further enquiry of validity or verification of the test report should be addressed to AGC by agc@agc-cert.com.



SAR MEASUREMENT									
Depth of Liquid (cm):>15					Relative Humidity (%): 56.2				
Product: Smart Phone									
Test Mode: PCS1900 with GMSK modulation									
Position	Mode	Ch.	Fr. (MHz)	Power Drift (<math>\pm 0.2\text{ dB}</math>)	SAR (1g) (W/kg)	Max. Tune-up Power (dBm)	Meas. output Power (dBm)	Scaled SAR (W/Kg)	Limit (W/kg)
<b>SIM 1 Card</b>									
Left Cheek	voice	661	1880.0	0.16	0.017	30.20	30.17	0.017	1.6
Left Tilt	voice	661	1880.0	0.11	0.027	30.20	30.17	0.027	1.6
Right Cheek	voice	661	1880.0	0.12	<b>0.044</b>	30.20	30.17	<b>0.044</b>	1.6
Right Tilt	voice	661	1880.0	0.08	0.022	30.20	30.17	0.022	1.6
Body back	voice	661	1880.0	0.05	<b>0.324</b>	30.20	30.17	<b>0.326</b>	1.6
Body front	voice	661	1880.0	0.08	0.119	30.20	30.17	0.120	1.6
Body back	GPRS-3 slot	661	1880.0	-0.06	<b>0.608</b>	25.40	25.24	<b>0.631</b>	1.6
Body front	GPRS-3 slot	661	1880.0	0.01	0.192	25.40	25.24	0.199	1.6
Edge 2(Right)	GPRS-3 slot	661	1880.0	-0.11	0.064	25.40	25.24	0.066	1.6
Edge 3(Bottom)	GPRS-3 slot	661	1880.0	0.09	0.372	25.40	25.24	0.386	1.6
Edge 4(Left)	GPRS-3 slot	661	1880.0	-0.15	0.050	25.40	25.24	0.052	1.6

Note:

- When the 1-g Reported SAR is  $\leq 0.8$  W/kg, testing for low and high channel is optional. Refer to KDB 447498.
- The test separation for body back, body front and 4 Edges is 10mm of all above table.

Any report having not been signed by authorized approver, or having been altered without authorization, or having not been stamped by the "Dedicated Testing/Inspection Stamp" is deemed to be invalid. Copying or excerpting portion of, or altering the content of the report is not permitted without the written authorization of AGC. The test results presented in the report apply only to the tested sample. Any objections to report issued by AGC should be submitted to AGC within 15days after the issuance of the test report. Further enquiry of validity or verification of the test report should be addressed to AGC by agc@agc-cert.com.

Attestation of Global Compliance(Shenzhen)Co., Ltd  
Attestation of Global Compliance(Shenzhen)Std & Tech Co., Ltd  
Tel: +86-755 2523 4088 E-mail: agc@agc-cert.com Web: http://cn.agc-cert.com/





SAR MEASUREMENT									
Depth of Liquid (cm):>15					Relative Humidity (%): 56.2				
Product: Smart Phone									
Test Mode: WCDMA Band II with QPSK modulation									
Position	Mode	Ch.	Fr. (MHz)	Power Drift (<math>\leq \pm 0.2 \text{ dB}</math>)	SAR (1g) (W/kg)	Max. Tune-up Power (dBm)	Meas. output Power (dBm)	Scaled SAR (W/Kg)	Limit (W/kg)
Left Cheek	RMC 12.2kbps	9400	1880	0.09	0.045	23.40	23.16	0.048	1.6
Left Tilt	RMC 12.2kbps	9400	1880	-0.08	0.047	23.40	23.16	0.050	1.6
Right Cheek	RMC 12.2kbps	9400	1880	0.17	<b>0.112</b>	23.40	23.16	<b>0.118</b>	1.6
Right Tilt	RMC 12.2kbps	9400	1880	0.13	0.046	23.40	23.16	0.049	1.6
Body back	RMC 12.2kbps	9400	1880	0.10	<b>0.707</b>	23.40	23.16	<b>0.747</b>	1.6
Body front	RMC 12.2kbps	9400	1880	0.10	0.266	23.40	23.16	0.281	1.6
Edge 2(Right)	RMC 12.2kbps	9400	1880	0.04	0.084	23.40	23.16	0.089	1.6
Edge 3(Bottom)	RMC 12.2kbps	9400	1880	-0.06	0.337	23.40	23.16	0.356	1.6
Edge 4(Left)	RMC 12.2kbps	9400	1880	0.09	0.079	23.40	23.16	0.083	1.6

Note:

- When the 1-g Reported SAR is  $\leq 0.8 \text{ W/kg}$ , testing for low and high channel is optional. Refer to KDB 447498.
- The test separation for body back, body front and 4 Edges is 10mm of all above table.

Any report having not been signed by authorized approver, or having been altered without authorization, or having not been stamped by the "Dedicated Testing/Inspection Stamp" is deemed to be invalid. Copying or excerpting portion of, or altering the content of the report is not permitted without the written authorization of AGC. The test results presented in the report apply only to the tested sample. Any objections to report issued by AGC should be submitted to AGC within 15 days after the issuance of the test report. Further enquiry of validity or verification of the test report should be addressed to AGC by agc@agc-cert.com.

Attestation of Global Compliance(Shenzhen)Co., Ltd  
Attestation of Global Compliance(Shenzhen)Std & Tech Co., Ltd  
Tel: +86-755 2523 4088 E-mail: agc@agc-cert.com Web: http://cn.agc-cert.com/



SAR MEASUREMENT									
Depth of Liquid (cm):>15					Relative Humidity (%): 50.8				
Product: Smart Phone									
Test Mode: WCDMA Band IV with QPSK modulation									
Position	Mode	Ch.	Fr. (MHz)	Power Drift (<math>\leq \pm 0.2 \text{ dB}</math>)	SAR (1g) (W/kg)	Max. Tune-up Power (dBm)	Meas. output Power (dBm)	Scaled SAR (W/Kg)	Limit (W/kg)
Left Cheek	RMC 12.2kbps	8662	1732.5	0.06	0.033	23.40	22.73	0.039	1.6
Left Tilt	RMC 12.2kbps	8662	1732.5	0.13	0.025	23.40	22.73	0.029	1.6
Right Cheek	RMC 12.2kbps	8662	1732.5	-0.16	<b>0.059</b>	23.40	22.73	<b>0.069</b>	1.6
Right Tilt	RMC 12.2kbps	8662	1732.5	0.08	0.029	23.40	22.73	0.034	1.6
Body back	RMC 12.2kbps	8662	1732.5	0.01	0.310	23.40	22.73	0.362	1.6
Body front	RMC 12.2kbps	8662	1732.5	0.08	0.126	23.40	22.73	0.147	1.6
Edge 2(Right)	RMC 12.2kbps	8662	1732.5	0.19	0.047	23.40	22.73	0.055	1.6
Edge 3(Bottom)	RMC 12.2kbps	8662	1732.5	-0.13	<b>0.345</b>	23.40	22.73	<b>0.403</b>	1.6
Edge 4(Left)	RMC 12.2kbps	8662	1732.5	0.03	0.045	23.40	22.73	0.053	1.6

Note:

- When the 1-g Reported SAR is  $\leq 0.8 \text{ W/kg}$ , testing for low and high channel is optional. Refer to KDB 447498.
- The test separation for body back, body front and 4 Edges is 10mm of all above table.

Any report having not been signed by authorized approver, or having been altered without authorization, or having not been stamped by the "Dedicated Testing/Inspection Stamp" is deemed to be invalid. Copying or excerpting portion of, or altering the content of the report is not permitted without the written authorization of AGC. The test results presented in the report apply only to the tested sample. Any objections to report issued by AGC should be submitted to AGC within 15days after the issuance of the test report. Further enquiry of validity or verification of the test report should be addressed to AGC by agc@agc-cert.com.



SAR MEASUREMENT									
Depth of Liquid (cm):>15					Relative Humidity (%): 51.4				
Product: Smart Phone									
Test Mode: WCDMA Band V with QPSK modulation									
Position	Mode	Ch.	Fr. (MHz)	Power Drift (<math>\pm 0.2\text{ dB}</math>)	SAR (1g) (W/kg)	Max. Tune-up Power (dBm)	Meas. output Power (dBm)	Scaled SAR (W/Kg)	Limit (W/kg)
Left Cheek	RMC 12.2kbps	4183	836.6	-0.11	<b>0.089</b>	23.40	23.38	<b>0.089</b>	1.6
Left Tilt	RMC 12.2kbps	4183	836.6	-0.00	0.012	23.40	23.38	0.012	1.6
Right Cheek	RMC 12.2kbps	4183	836.6	-0.05	0.076	23.40	23.38	0.076	1.6
Right Tilt	RMC 12.2kbps	4183	836.6	0.15	0.00139	23.40	23.38	0.001	1.6
Body back	RMC 12.2kbps	4183	836.6	0.06	<b>0.208</b>	23.40	23.38	<b>0.209</b>	1.6
Body front	RMC 12.2kbps	4183	836.6	-0.06	0.128	23.40	23.38	0.129	1.6
Edge 2(Right)	RMC 12.2kbps	4183	836.6	-0.11	0.00118	23.40	23.38	0.001	1.6
Edge 3(Bottom)	RMC 12.2kbps	4183	836.6	-0.05	0.00104	23.40	23.38	0.001	1.6
Edge 4(Left)	RMC 12.2kbps	4183	836.6	/	<0.001	23.40	23.38	<0.001 #	1.6

Note:

- When the 1-g Reported SAR is  $\leq 0.8$  W/kg, testing for low and high channel is optional. Refer to KDB 447498.
- The test separation for body back, body front and 4 Edges is 10mm of all above table.
- Due the antenna location and antenna performance results much lower SAR result ,and lower than the lowest system limit, then we show "<0.001W/Kg" in the report.

Any report having not been signed by authorized approver, or having been altered without authorization, or having not been stamped by the "Dedicated Testing/Inspection Stamp" is deemed to be invalid. Copying or excerpting portion of, or altering the content of the report is not permitted without the written authorization of AGC. The test results presented in the report apply only to the tested sample. Any objections to report issued by AGC should be submitted to AGC within 15days after the issuance of the test report. Further enquiry of validity or verification of the test report should be addressed to AGC by agc@agc-cert.com.

Attestation of Global Compliance(Shenzhen)Co., Ltd  
 Attestation of Global Compliance(Shenzhen)Std & Tech Co., Ltd  
 Tel: +86-755 2523 4088 E-mail: agc@agc-cert.com Web: http://cn.agc-cert.com/



SAR MEASUREMENT												
Depth of Liquid (cm):>15						Relative Humidity (%):54.3						
Product: Smart Phone												
Test Mode: LTE Band 2												
BM MHz	MOD	Position	Test Mode		Ch.	Freq. (MHz)	Power Drift (<math>\leq \pm 0.2 \text{ dB}</math>)	SAR (1g) (W/kg)	Max. Tune up Power (dBm)	Meas. output Power (dBm)	Scaled SAR (W/Kg)	Limit (W/kg)
			UL RB Allocation	UL RB START								
20	QPSK	Left Cheek	1	0	18900	1880	0.18	0.065	22.90	22.43	0.072	1.6
		Left Tilt	1	0	18900	1880	0.12	0.064	22.90	22.43	0.071	1.6
		Right Cheek	1	0	18900	1880	0.13	<b>0.100</b>	22.90	22.43	<b>0.111</b>	1.6
		Right Tilt	1	0	18900	1880	0.10	0.051	22.90	22.43	0.057	1.6
		Body back	1	0	18900	1880	0.05	0.619	22.90	22.43	0.690	1.6
		Body front	1	0	18900	1880	0.02	0.261	22.90	22.43	0.291	1.6
		Edge 2(Right)	1	0	18900	1880	-0.03	0.078	22.90	22.43	0.087	1.6
		Edge 3(Bottom)	1	0	18900	1880	-0.14	<b>0.710</b>	22.90	22.43	<b>0.791</b>	1.6
		Edge 4(Left)	1	0	18900	1880	0.04	0.060	22.90	22.43	0.067	1.6

Note:

- When the 1-g Reported SAR is  $\leq 0.8 \text{ W/kg}$ , testing for low and high channel is optional. Refer to KDB 447498.
- The test separation for body back, body front and 4 Edges is 10mm of all above table.

Any report having not been signed by authorized approver, or having been altered without authorization, or having not been stamped by the "Dedicated Testing/Inspection Stamp" is deemed to be invalid. Copying or excerpting portion of, or altering the content of the report is not permitted without the written authorization of AGC. The test results presented in the report apply only to the tested sample. Any objections to report issued by AGC should be submitted to AGC within 15days after the issuance of the test report. Further enquiry of validity or verification of the test report should be addressed to AGC by agc@agc-cert.com.





SAR MEASUREMENT												
Depth of Liquid (cm):>15						Relative Humidity (%): 50.8						
Product: Smart Phone												
Test Mode: LTE Band 4												
BM MHz	MOD	Position	Test Mode		Ch.	Freq. (MHz)	Power Drift (<±0.2 dB)	SAR (1g) (W/kg)	Max. Tuneup Power (dBm)	Meas. output Power (dBm)	Scaled SAR (W/Kg)	Limit (W/kg)
			UL RB Allocation	UL RB START								
20	QPSK	Left Cheek	1	0	20175	1732.5	0.14	0.017	22.90	22.51	0.019	1.6
		Left Tilt	1	0	20175	1732.5	0.08	0.020	22.90	22.51	0.022	1.6
		Right Cheek	1	0	20175	1732.5	0.13	<b>0.031</b>	22.90	22.51	<b>0.034</b>	1.6
		Right Tilt	1	0	20175	1732.5	0.15	0.024	22.90	22.51	0.026	1.6
		Body back	1	0	20175	1732.5	0.08	<b>0.380</b>	22.90	22.51	<b>0.416</b>	1.6
		Body front	1	0	20175	1732.5	0.17	0.119	22.90	22.51	0.130	1.6
		Edge 2(Right)	1	0	20175	1732.5	0.16	0.040	22.90	22.51	0.044	1.6
		Edge 3(Bottom)	1	0	20175	1732.5	0.10	0.352	22.90	22.51	0.385	1.6
Edge 4(Left)	1	0	20175	1732.5	-0.15	0.027	22.90	22.51	0.030	1.6		

Note:

- When the 1-g Reported SAR is ≤ 0.8 W/kg, testing for low and high channel is optional. Refer to KDB 447498.
- The test separation for body back, body front and 4 Edges is 10mm of all above table.

Any report having not been signed by authorized approver, or having been altered without authorization, or having not been stamped by the "Dedicated Testing/Inspection Stamp" is deemed to be invalid. Copying or excerpting portion of, or altering the content of the report is not permitted without the written authorization of AGC. The test results presented in the report apply only to the tested sample. Any objections to report issued by AGC should be submitted to AGC within 15days after the issuance of the test report. Further enquiry of validity or verification of the test report should be addressed to AGC by agc@agc-cert.com.



SAR MEASUREMENT												
Depth of Liquid (cm):>15						Relative Humidity (%): 52.6						
Product: Smart Phone												
Test Mode: LTE Band 5												
BM MHz	MOD	Position	Test Mode		Ch.	Freq. (MHz)	Power Drift (<math>\leq \pm 0.2 \text{ dB}</math>)	SAR (1g) (W/kg)	Max. Tuneup Power (dBm)	Meas. output Power (dBm)	Scaled SAR (W/Kg)	Limit (W/kg)
			UL RB Allocation	UL RB START								
10	QPSK	Left Cheek	1	0	20525	836.5	0.12	0.118	24.30	22.65	0.173	1.6
		Left Tilt	1	0	20525	836.5	-0.03	0.103	24.30	22.65	0.151	1.6
		Right Cheek	1	0	20525	836.5	-0.02	<b>0.129</b>	24.30	22.65	<b>0.189</b>	1.6
		Right Tilt	1	0	20525	836.5	0.05	0.077	24.30	22.65	0.113	1.6
		Body back	1	0	20525	836.5	0.04	<b>0.301</b>	24.30	22.65	<b>0.440</b>	1.6
		Body front	1	0	20525	836.5	-0.10	0.153	24.30	22.65	0.224	1.6
		Edge 2(Right)	1	0	20525	836.5	-0.14	0.049	24.30	22.65	0.072	1.6
		Edge 3(Bottom)	1	0	20525	836.5	-0.16	0.00266	24.30	22.65	0.004	1.6
		Edge 4(Left)	1	0	20525	836.5	-0.17	0.033	24.30	22.65	0.048	1.6

Note:

- When the 1-g Reported SAR is  $\leq 0.8 \text{ W/kg}$ , testing for low and high channel is optional. Refer to KDB 447498.
- The test separation for body back, body front and 4 Edges is 10mm of all above table.

Any report having not been signed by authorized approver, or having been altered without authorization, or having not been stamped by the "Dedicated Testing/Inspection Stamp" is deemed to be invalid. Copying or excerpting portion of, or altering the content of the report is not permitted without the written authorization of AGC. The test results presented in the report apply only to the tested sample. Any objections to report issued by AGC should be submitted to AGC within 15days after the issuance of the test report. Further enquiry of validity or verification of the test report should be addressed to AGC by agc@agc-cert.com.

Attestation of Global Compliance(Shenzhen)Co., Ltd  
Attestation of Global Compliance(Shenzhen)Std & Tech Co., Ltd  
Tel: +86-755 2523 4088 E-mail: agc@agc-cert.com Web: http://cn.agc-cert.com/



SAR MEASUREMENT												
Depth of Liquid (cm):>15						Relative Humidity (%): 52.4						
Product: Smart Phone												
Test Mode: LTE Band 7												
BM MHz	MOD	Position	Test Mode		Ch.	Freq. (MHz)	Power Drift (<math>\leq \pm 0.2 \text{ dB}</math>)	SAR (1g) (W/kg)	Max. Tuneup Power (dBm)	Meas. output Power (dBm)	Scaled SAR (W/Kg)	Limit (W/kg)
			UL RB Allocation	UL RB START								
20	QPSK	Left Cheek	1	0	20850	2510	0.12	1.17	23.20	23.13	1.189	1.6
		Left Cheek	1	0	21100	2535	0.15	1.18	23.20	23.16	1.191	1.6
		Left Cheek	1	0	21350	2560	-0.14	1.13	23.20	23.06	1.167	1.6
		Left Tilt	1	0	20850	2510	0.07	<b>1.26</b>	23.20	23.13	<b>1.280</b>	1.6
		Left Tilt	1	0	21100	2535	-0.11	1.19	23.20	23.16	1.201	1.6
		Left Tilt	1	0	21350	2560	-0.06	1.06	23.20	23.06	1.095	1.6
		Right Cheek	1	0	21100	2535	0.10	0.506	23.20	23.16	0.511	1.6
		Right Tilt	1	0	21100	2535	0.10	0.537	23.20	23.16	0.542	1.6
		Body back	1	0	21100	2535	0.10	0.335	23.20	23.16	0.338	1.6
		Body front	1	0	21100	2535	0.08	0.298	23.20	23.16	0.301	1.6
		Edge 2(Right)	1	0	21100	2535	-0.11	<b>0.547</b>	23.20	23.16	<b>0.552</b>	1.6
		Edge 3(Bottom)	1	0	21100	2535	-0.04	0.122	23.20	23.16	0.123	1.6
		Edge 4(Left)	1	0	21100	2535	0.01	0.030	23.20	23.16	0.030	1.6

Note:

- When the 1-g Reported SAR is  $\leq 0.8 \text{ W/kg}$ , testing for low and high channel is optional. Refer to KDB 447498.
- The test separation for body back, body front and 4 Edges is 10mm of all above table.

Any report having not been signed by authorized approver, or having been altered without authorization, or having not been stamped by the "Dedicated Testing/Inspection Stamp" is deemed to be invalid. Copying or excerpting portion of, or altering the content of the report is not permitted without the written authorization of AGC. The test results presented in the report apply only to the tested sample. Any objections to report issued by AGC should be submitted to AGC within 15days after the issuance of the test report. Further enquiry of validity or verification of the test report should be addressed to AGC by agc@agc-cert.com.

Attestation of Global Compliance(Shenzhen)Co., Ltd  
Attestation of Global Compliance(Shenzhen)Std & Tech Co., Ltd  
Tel: +86-755 2523 4088 E-mail: agc@agc-cert.com Web: http://cn.agc-cert.com/



SAR MEASUREMENT												
Depth of Liquid (cm):>15						Relative Humidity (%): 49.3						
Product: Smart Phone												
Test Mode: LTE Band 12												
BM MHz	MOD	Position	Test Mode		Ch.	Freq. (MHz)	Power Drift (<math>\leq \pm 0.2 \text{ dB}</math>)	SAR (1g) (W/kg)	Max. Tuneup Power (dBm)	Meas. output Power (dBm)	Scaled SAR (W/Kg)	Limit (W/kg)
			UL RB Allocation	UL RB START								
10	QPSK	Left Cheek	1	0	23095	707.5	0.03	<b>0.136</b>	25.30	23.83	<b>0.191</b>	1.6
		Left Tilt	1	0	23095	707.5	0.01	0.131	25.30	23.83	0.184	1.6
		Right Cheek	1	0	23095	707.5	0.05	0.117	25.30	23.83	0.164	1.6
		Right Tilt	1	0	23095	707.5	-0.01	0.104	25.30	23.83	0.146	1.6
		Body back	1	0	23095	707.5	0.02	<b>0.211</b>	25.30	23.83	<b>0.296</b>	1.6
		Body front	1	0	23095	707.5	-0.11	0.072	25.30	23.83	0.101	1.6
		Edge 2(Right)	1	0	23095	707.5	-0.19	0.110	25.30	23.83	0.154	1.6
		Edge 3(Bottom)	1	0	23095	707.5	-0.18	0.00305	25.30	23.83	0.004	1.6
		Edge 4(Left)	1	0	23095	707.5	-0.08	0.058	25.30	23.83	0.081	1.6

Note:

- When the 1-g Reported SAR is  $\leq 0.8 \text{ W/kg}$ , testing for low and high channel is optional. Refer to KDB 447498.
- The test separation for body back, body front and 4 Edges is 10mm of all above table.

Any report having not been signed by authorized approver, or having been altered without authorization, or having not been stamped by the "Dedicated Testing/Inspection Stamp" is deemed to be invalid. Copying or excerpting portion of, or altering the content of the report is not permitted without the written authorization of AGC. The test results presented in the report apply only to the tested sample. Any objections to report issued by AGC should be submitted to AGC within 15days after the issuance of the test report. Further enquiry of validity or verification of the test report should be addressed to AGC by agc@agc-cert.com.

Attestation of Global Compliance(Shenzhen)Co., Ltd  
Attestation of Global Compliance(Shenzhen)Std & Tech Co., Ltd  
Tel: +86-755 2523 4088 E-mail: agc@agc-cert.com Web: http://cn.agc-cert.com/





SAR MEASUREMENT												
Depth of Liquid (cm):>15						Relative Humidity (%): 49.3						
Product: Smart Phone												
Test Mode: LTE Band 13												
BM MHz	MOD	Position	Test Mode		Ch.	Freq. (MHz)	Power Drift (<math>\leq \pm 0.2 \text{ dB}</math>)	SAR (1g) (W/kg)	Max. Tuneup Power (dBm)	Meas. output Power (dBm)	Scaled SAR (W/Kg)	Limit (W/kg)
			UL RB Allocation	UL RB START								
10	QPSK	Left Cheek	1	0	23230	782	0.09	<b>0.135</b>	25.20	24.76	<b>0.149</b>	1.6
		Left Tilt	1	0	23230	782	0.00	0.122	25.20	24.76	0.135	1.6
		Right Cheek	1	0	23230	782	0.02	0.127	25.20	24.76	0.141	1.6
		Right Tilt	1	0	23230	782	0.04	0.119	25.20	24.76	0.132	1.6
		Body back	1	0	23230	782	-0.04	<b>0.262</b>	25.20	24.76	<b>0.290</b>	1.6
		Body front	1	0	23230	782	0.00	0.156	25.20	24.76	0.173	1.6
		Edge 2(Right)	1	0	23230	782	-0.12	0.080	25.20	24.76	0.089	1.6
		Edge 3(Bottom)	1	0	23230	782	-0.09	0.200	25.20	24.76	0.221	1.6
		Edge 4(Left)	1	0	23230	782	-0.19	0.169	25.20	24.76	0.187	1.6

Note:

- When the 1-g Reported SAR is  $\leq 0.8 \text{ W/kg}$ , testing for low and high channel is optional. Refer to KDB 447498.
- The test separation for body back, body front and 4 Edges is 10mm of all above table.

Any report having not been signed by authorized approver, or having been altered without authorization, or having not been stamped by the "Dedicated Testing/Inspection Stamp" is deemed to be invalid. Copying or excerpting portion of, or altering the content of the report is not permitted without the written authorization of AGC. The test results presented in the report apply only to the tested sample. Any objections to report issued by AGC should be submitted to AGC within 15days after the issuance of the test report. Further enquiry of validity or verification of the test report should be addressed to AGC by agc@agc-cert.com.

Attestation of Global Compliance(Shenzhen)Co., Ltd  
Attestation of Global Compliance(Shenzhen)Std & Tech Co., Ltd  
Tel: +86-755 2523 4088 E-mail: agc@agc-cert.com Web: http://cn.agc-cert.com/



SAR MEASUREMENT												
Depth of Liquid (cm):>15						Relative Humidity (%): 49.3						
Product: Smart Phone												
Test Mode: LTE Band 17												
BM MHz	MOD	Position	Test Mode		Ch.	Freq. (MHz)	Power Drift (<math>\pm 0.2\text{ dB}</math>)	SAR (1g) (W/kg)	Max. Tuneup Power (dBm)	Meas. output Power (dBm)	Scaled SAR (W/Kg)	Limit (W/kg)
			UL RB Allocation	UL RB START								
10	QPSK	Left Cheek	1	0	23790	710	0.07	<b>0.137</b>	25.20	23.85	<b>0.187</b>	1.6
		Left Tilt	1	0	23790	710	-0.00	0.131	25.20	23.85	0.179	1.6
		Right Cheek	1	0	23790	710	0.02	0.126	25.20	23.85	0.172	1.6
		Right Tilt	1	0	23790	710	0.01	0.136	25.20	23.85	0.186	1.6
		Body back	1	0	23790	710	-0.01	<b>0.227</b>	25.20	23.85	<b>0.310</b>	1.6
		Body front	1	0	23790	710	-0.00	0.113	25.20	23.85	0.154	1.6
		Edge 2(Right)	1	0	23790	710	-0.17	0.087	25.20	23.85	0.119	1.6
		Edge 3(Bottom)	1	0	23790	710	-0.18	0.115	25.20	23.85	0.157	1.6
		Edge 4(Left)	1	0	23790	710	-0.11	0.189	25.20	23.85	0.258	1.6

Note:

- When the 1-g Reported SAR is  $\leq 0.8$  W/kg, testing for low and high channel is optional. Refer to KDB 447498.
- The test separation for body back, body front and 4 Edges is 10mm of all above table.

Any report having not been signed by authorized approver, or having been altered without authorization, or having not been stamped by the "Dedicated Testing/Inspection Stamp" is deemed to be invalid. Copying or excerpting portion of, or altering the content of the report is not permitted without the written authorization of AGC. The test results presented in the report apply only to the tested sample. Any objections to report issued by AGC should be submitted to AGC within 15days after the issuance of the test report. Further enquiry of validity or verification of the test report should be addressed to AGC by agc@agc-cert.com.



SAR MEASUREMENT									
Depth of Liquid (cm):>15					Relative Humidity (%): 57.4				
Product: Smart Phone									
Test Mode:802.11b									
Position	Mode	Ch.	Fr. (MHz)	Power Drift (<math>\leq \pm 0.2 \text{ dB}</math>)	SAR (1g) (W/kg)	Max. Tune-up Power (dBm)	Meas. output Power (dBm)	Scaled SAR (W/Kg)	Limit (W/kg)
Left Cheek	DTS	6	2437	0.13	0.215	13.10	13.08	0.216	1.6
Left Tilt	DTS	6	2437	-0.12	0.227	13.10	13.08	0.228	1.6
Right Cheek	DTS	6	2437	0.14	0.458	13.10	13.08	0.460	1.6
Right Tilt	DTS	6	2437	-0.07	<b>0.697</b>	13.10	13.08	<b>0.700</b>	1.6
Body back	DTS	6	2437	0.05	<b>0.273</b>	13.10	13.08	<b>0.274</b>	1.6
Body front	DTS	6	2437	-0.14	0.174	13.10	13.08	0.175	1.6
Edge 1 (Top)	DTS	6	2437	0.09	0.182	13.10	13.08	0.183	1.6
Edge 4(Left)	DTS	6	2437	-0.07	0.203	13.10	13.08	0.204	1.6

Note:

- According to KDB248227, SAR is not required for 802.11n HT20/HT40 channels when the maximum average output power is less than 1/4 dB higher than that measured on the corresponding 802.11a/b channels.
- All of above "DTS" means data transmitters.
- The test separation for body back, body front and 4 Edges is 10mm of all above table.

Repeated SAR											
Product: Smart Phone											
Test Mode: LTE Band 7											
Position	Test Mode		Ch.	Fr. (MHz)	Power Drift (<math>\leq \pm 0.2 \text{ dB}</math>)	Once SAR (1g) (W/kg)	Power Drift (<math>\leq \pm 5\%</math>)	Twice SAR (1g) (W/kg)	Power Drift (<math>\leq \pm 0.2 \text{ dB}</math>)	Third SAR (1g) (W/kg)	Limit (W/kg)
	UL RB Allocation	UL RB START									
Left Tilt	1	0	20850	2510	-0.05	1.12	--	--	--	--	1.6

Any report having not been signed by authorized approver, or having been altered without authorization, or having not been stamped by the "Dedicated Testing/Inspection Stamp" is deemed to be invalid. Copying or excerpting portion of, or altering the content of the report is not permitted without the written authorization of AGC. The test results presented in the report apply only to the tested sample. Any objections to report issued by AGC should be submitted to AGC within 15days after the issuance of the test report. Further enquiry of validity or verification of the test report should be addressed to AGC by agc@agc-cert.com.



**Simultaneous Multi-band Transmission Evaluation:**  
**Application Simultaneous Transmission information:**

NO	Simultaneous state	Portable Handset		
		Head	Body-worn	Hotspot
1	GSM(voice)+ WLAN 2.4GHz (data)	Yes	Yes	-
2	GSM(voice)+ Bluetooth(data)	-	Yes	-
3	GSM (Data) + WLAN 2.4GHz (data)	-	Yes	Yes
4	GSM (Data) + Bluetooth(data)	-	Yes	Yes
5	WCDMA+ WLAN 2.4GHz (data)	Yes	Yes	Yes
6	WCDMA+ Bluetooth(data)	-	Yes	Yes
7	LTE + WLAN 2.4GHz (data)	Yes	Yes	Yes
8	LTE + Bluetooth(data)	--	Yes	Yes

**NOTE:**

1. WIFI and BT share the same antenna, and cannot transmit simultaneously.
2. Simultaneous with every transmitter must be the same test position.
3. KDB 447498 D01, BT SAR is excluded as below table.
4. KDB 447498 D01, for handsets the test separation distance is determined by the smallest distance between the outer surface of the device and the user; which is 0mm for head SAR and 10mm for body-worn SAR.
5. According to KDB 447498 D01 4.3.1, Standalone SAR test exclusion is as follow:  
For 100 MHz to 6 GHz and test separation distances  $\leq 50$  mm, the 1-g and 10-g SAR test exclusion thresholds are determined by the following:  

$$[(\text{max. power of channel, including tune-up tolerance, mW}) / (\text{min. test separation distance, mm})] \cdot [\sqrt{f(\text{GHz})}] \leq 3.0$$
for 1-g SAR, and  $\leq 7.5$  for 10-g extremity SAR<sup>30</sup>, where
  - f(GHz) is the RF channel transmit frequency in GHz
  - Power and distance are rounded to the nearest mW and mm before calculation<sup>31</sup>
  - The result is rounded to one decimal place for comparison
  - The values 3.0 and 7.5 are referred to as numeric thresholds in step b) below
The test exclusions are applicable only when the minimum test separation distance is  $\leq 50$  mm, and for transmission frequencies between 100 MHz and 6 GHz. When the minimum test separation distance is  $< 5$  mm, a distance of 5 mm according to 4.1 f) is applied to determine SAR test exclusion.
6. If the test separation distance is  $< 5$ mm, 5mm is used for excluded SAR calculation.
7. According to KDB 447498 D01 4.3.2, simultaneous transmission SAR test exclusion is as follow:
  - (1) Simultaneous transmission SAR test exclusion is determined for each operating configuration and exposure condition according to the reported standalone SAR of each applicable simultaneous transmitting antenna.
  - (2) Any transmitters and antennas should be considered when calculating simultaneous mode.
  - (3) For mobile phone and PC, it's the sum of all transmitters and antennas at the same mode with same position in each applicable exposure condition
  - (4) When the standalone SAR test exclusion of section 4.3.2 is applied to an antenna that transmits simultaneously with other antennas, the standalone SAR must be estimated according to the following to det
$$[(\text{max. power of channel, including tune-up tolerance, mW}) / (\text{min. test separation distance, mm})] \cdot [\sqrt{f(\text{GHz})}] \leq x$$
W/kg for test separation distances  $\leq 50$  mm;  
where  $x = 7.5$  for 1-g SAR, and  $x = 18.75$  for 10-g SAR.

Any report having not been signed by authorized approver, or having been altered without authorization, or having not been stamped by the "Dedicated Testing/Inspection Stamp" is deemed to be invalid. Copying or excerpting portion of, or altering the content of the report is not permitted without the written authorization of AGC. The test results presented in the report apply only to the tested sample. Any objections to report issued by AGC should be submitted to AGC within 15days after the issuance of the test report. Further enquiry of validity or verification of the test report should be addressed to AGC by agc@agc-cert.com.





8. When the sum of SAR is larger than the limit, SAR test exclusion is determined by the SAR to peak location separation ratio. The simultaneous transmitting antennas in each operating mode and exposure condition combination must be considered one pair at a time to determine the SAR to peak location separation ratio to qualify for test exclusion. The ratio is determined by  $(SAR_1 + SAR_2)1.5/R_i$ , rounded to two decimal digits, and must be  $\leq 0.04$  for all antenna pairs in the configuration to qualify for 1-g SAR test exclusion.

Estimated SAR		Max Power including Tune-up Tolerance		Separation Distance (mm)	Estimated SAR (W/kg)
		dBm	mW		
BT	Head	6	3.981	0	0.166
	Body	6	3.981	10	0.083

Any report having not been signed by authorized approver, or having been altered without authorization, or having not been stamped by the "Dedicated Testing/Inspection Stamp" is deemed to be invalid. Copying or excerpting portion of, or altering the content of the report is not permitted without the written authorization of AGC. The test results presented in the report apply only to the tested sample. Any objections to report issued by AGC should be submitted to AGC within 15 days after the issuance of the test report. Further enquiry of validity or verification of the test report should be addressed to AGC by [agc@agc-cert.com](mailto:agc@agc-cert.com).



**Sum of the SAR for GSM 850 & Wi-Fi & BT:**

RF Exposure Conditions	Test Position	Simultaneous Transmission Scenario			Σ1-g SAR (W/Kg)	SPLSR (Yes/No)
		GSM 850	Wi-Fi DTS Band	Bluetooth		
Head (voice)	Left Touch	0.119	0.216		0.335	No
	Left Tilt	0.047	0.228		0.275	No
	Right Touch	0.102	0.460		0.562	No
	Right Tilt	0.052	0.700		0.752	No
Body-worn (voice)	Rear	0.259	0.274		0.533	No
		0.259		0.083	0.342	No
	Front	0.186	0.175		0.361	No
		0.186		0.083	0.269	No
Body-worn (Data)	Rear	0.405		0.083	0.488	No
		0.405	0.274		0.679	No
	Front	0.245		0.083	0.328	No
		0.245	0.175		0.420	No
Body-worn (Hotspot)	Edge 4	0.189	0.204		0.393	No
	Edge 4	0.189		0.083	0.272	No

**Note:**

- According to KDB 447498 D01 General RF Exposure Guidance, when the simultaneous transmission SAR is less than 1.6 W/Kg, SPLSR assessment is not required.
- SPLSR mean is “The SAR to Peak Location Separation Ratio “

Any report having not been signed by authorized approver, or having been altered without authorization, or having not been stamped by the “Dedicated Testing/Inspection Stamp” is deemed to be invalid. Copying or excerpting portion of, or altering the content of the report is not permitted without the written authorization of AGC. The test results presented in the report apply only to the tested sample. Any objections to report issued by AGC should be submitted to AGC within 15 days after the issuance of the test report. Further enquiry of validity or verification of the test report should be addressed to AGC by agc@agc-cert.com.



**Sum of the SAR for GSM 1900 & Wi-Fi & BT:**

RF Exposure Conditions	Test Position	Simultaneous Transmission Scenario			Σ1-g SAR (W/Kg)	SPLSR (Yes/No)
		GSM 1900	Wi-Fi DTS Band	Bluetooth		
Head (voice)	Left Touch	0.017	0.216		0.233	No
	Left Tilt	0.027	0.228		0.255	No
	Right Touch	0.044	0.460		0.504	No
	Right Tilt	0.022	0.700		0.722	No
Body-worn (voice)	Rear	0.326	0.274		0.600	No
		0.326		0.083	0.409	No
	Front	0.120	0.175		0.295	No
		0.120		0.083	0.203	No
Body-worn (Data)	Rear	0.631		0.083	0.714	No
		0.631	0.274		0.905	No
	Front	0.199		0.083	0.282	No
		0.199	0.175		0.374	No
Body-worn (Hotspot)	Edge 4	0.052	0.204		0.256	No
	Edge 4	0.052		0.083	0.135	No

**Note:**

- According to KDB 447498 D01 General RF Exposure Guidance, when the simultaneous transmission SAR is less than 1.6 W/Kg, SPLSR assessment is not required.
- SPLSR mean is "The SAR to Peak Location Separation Ratio "

Any report having not been signed by authorized approver, or having been altered without authorization, or having not been stamped by the "Dedicated Testing/Inspection Stamp" is deemed to be invalid. Copying or excerpting portion of, or altering the content of the report is not permitted without the written authorization of AGC. The test results presented in the report apply only to the tested sample. Any objections to report issued by AGC should be submitted to AGC within 15 days after the issuance of the test report. Further enquiry of validity or verification of the test report should be addressed to AGC by agc@agc-cert.com.



**Sum of the SAR for WCDMA Band II & Wi-Fi & BT:**

RF Exposure Conditions	Test Position	Simultaneous Transmission Scenario			Σ1-g SAR (W/Kg)	SPLSR (Yes/No)
		WCDMA Band II	Wi-Fi DTS Band	Bluetooth		
Head	Left Touch	0.048	0.216		0.264	No
	Left Tilt	0.050	0.228		0.278	No
	Right Touch	0.118	0.460		0.578	No
	Right Tilt	0.049	0.700		0.749	No
Hotspot	Rear	0.747	0.274		1.021	No
	Front	0.281	0.175		0.456	No
	Edge 4	0.083	0.204		0.287	No
	Rear	0.747		0.083	0.830	No
	Front	0.281		0.083	0.364	No
	Edge 4	0.083		0.083	0.166	No

**Note:**

- According to KDB 447498 D01 General RF Exposure Guidance, when the simultaneous transmission SAR is less than 1.6 W/Kg, SPLSR assessment is not required.
- SPLSR mean is “The SAR to Peak Location Separation Ratio “

Any report having not been signed by authorized approver, or having been altered without authorization, or having not been stamped by the “Dedicated Testing/Inspection Stamp” is deemed to be invalid. Copying or excerpting portion of, or altering the content of the report is not permitted without the written authorization of AGC. The test results presented in the report apply only to the tested sample. Any objections to report issued by AGC should be submitted to AGC within 15 days after the issuance of the test report. Further enquiry of validity or verification of the test report should be addressed to AGC by agc@agc-cert.com.





**Sum of the SAR for WCDMA Band IV & Wi-Fi & BT:**

RF Exposure Conditions	Test Position	Simultaneous Transmission Scenario			Σ1-g SAR (W/Kg)	SPLSR (Yes/No)
		WCDMA Band IV	Wi-Fi DTS Band	Bluetooth		
Head	Left Touch	0.039	0.216		0.255	No
	Left Tilt	0.029	0.228		0.257	No
	Right Touch	0.069	0.460		0.529	No
	Right Tilt	0.034	0.700		0.734	No
Hotspot	Rear	0.362	0.274		0.636	No
	Front	0.147	0.175		0.322	No
	Edge 4	0.053	0.204		0.257	No
	Rear	0.362		0.083	0.445	No
	Front	0.147		0.083	0.230	No
	Edge 4	0.053		0.083	0.136	No

**Note:**

- According to KDB 447498 D01 General RF Exposure Guidance, when the simultaneous transmission SAR is less than 1.6 W/Kg, SPLSR assessment is not required.
- SPLSR mean is “The SAR to Peak Location Separation Ratio “

Any report having not been signed by authorized approver, or having been altered without authorization, or having not been stamped by the “Dedicated Testing/Inspection Stamp” is deemed to be invalid. Copying or excerpting portion of, or altering the content of the report is not permitted without the written authorization of AGC. The test results presented in the report apply only to the tested sample. Any objections to report issued by AGC should be submitted to AGC within 15 days after the issuance of the test report. Further enquiry of validity or verification of the test report should be addressed to AGC by agc@agc-cert.com.



**Sum of the SAR for WCDMA Band V & Wi-Fi & BT:**

RF Exposure Conditions	Test Position	Simultaneous Transmission Scenario			Σ1-g SAR (W/Kg)	SPLSR (Yes/No)
		WCDMA Band V	Wi-Fi DTS Band	Bluetooth		
Head	Left Touch	0.089	0.216		0.305	No
	Left Tilt	0.012	0.228		0.240	No
	Right Touch	0.076	0.460		0.536	No
	Right Tilt	0.001	0.700		0.701	No
Hotspot	Rear	0.209	0.274		0.483	No
	Front	0.129	0.175		0.304	No
	Edge 4	<0.001 #	0.204		0.204	No
	Rear	0.209		0.083	0.292	No
	Front	0.129		0.083	0.212	No
	Edge 4	<0.001 #		0.083	0.204	No

**Note:**

- According to KDB 447498 D01 General RF Exposure Guidance, when the simultaneous transmission SAR is less than 1.6 W/Kg, SPLSR assessment is not required.
- SPLSR mean is “The SAR to Peak Location Separation Ratio “

Any report having not been signed by authorized approver, or having been altered without authorization, or having not been stamped by the “Dedicated Testing/Inspection Stamp” is deemed to be invalid. Copying or excerpting portion of, or altering the content of the report is not permitted without the written authorization of AGC. The test results presented in the report apply only to the tested sample. Any objections to report issued by AGC should be submitted to AGC within 15 days after the issuance of the test report. Further enquiry of validity or verification of the test report should be addressed to AGC by agc@agc-cert.com.



**Sum of the SAR for LTE Band 2 & Wi-Fi & BT:**

RF Exposure Conditions	Test Position	Simultaneous Transmission Scenario			Σ1-g SAR (W/Kg)	SPLSR (Yes/No)
		LTE Band 2	Wi-Fi DTS Band	Bluetooth		
Head	Left Touch	0.072	0.216		0.288	No
	Left Tilt	0.071	0.228		0.299	No
	Right Touch	0.111	0.460		0.571	No
	Right Tilt	0.057	0.700		0.757	No
Body-worn	Rear	0.690	0.274		0.964	No
	Front	0.291	0.175		0.466	No
	Edge 4	0.067	0.204		0.271	No
	Rear	0.690		0.083	0.773	No
	Front	0.291		0.083	0.374	No
	Edge 4	0.067		0.083	0.150	No

**Note:**

- According to KDB 447498 D01 General RF Exposure Guidance, when the simultaneous transmission SAR is less than 1.6 W/Kg, SPLSR assessment is not required.
- SPLSR mean is “The SAR to Peak Location Separation Ratio “

Any report having not been signed by authorized approver, or having been altered without authorization, or having not been stamped by the “Dedicated Testing/Inspection Stamp” is deemed to be invalid. Copying or excerpting portion of, or altering the content of the report is not permitted without the written authorization of AGC. The test results presented in the report apply only to the tested sample. Any objections to report issued by AGC should be submitted to AGC within 15 days after the issuance of the test report. Further enquiry of validity or verification of the test report should be addressed to AGC by agc@agc-cert.com.



**Sum of the SAR for LTE Band 4 & Wi-Fi & BT:**

RF Exposure Conditions	Test Position	Simultaneous Transmission Scenario			Σ1-g SAR (W/Kg)	SPLSR (Yes/No)
		LTE Band 4	Wi-Fi DTS Band	Bluetooth		
Head	Left Touch	0.019	0.216		0.235	No
	Left Tilt	0.022	0.228		0.250	No
	Right Touch	0.034	0.460		0.494	No
	Right Tilt	0.026	0.700		0.726	No
Body-worn	Rear	0.416	0.274		0.690	No
	Front	0.130	0.175		0.305	No
	Edge 4	0.030	0.204		0.234	No
	Rear	0.416		0.083	0.499	No
	Front	0.130		0.083	0.213	No
	Edge 4	0.030		0.083	0.113	No

**Note:**

- According to KDB 447498 D01 General RF Exposure Guidance, when the simultaneous transmission SAR is less than 1.6 W/Kg, SPLSR assessment is not required.
- SPLSR mean is “The SAR to Peak Location Separation Ratio “

Any report having not been signed by authorized approver, or having been altered without authorization, or having not been stamped by the “Dedicated Testing/Inspection Stamp” is deemed to be invalid. Copying or excerpting portion of, or altering the content of the report is not permitted without the written authorization of AGC. The test results presented in the report apply only to the tested sample. Any objections to report issued by AGC should be submitted to AGC within 15 days after the issuance of the test report. Further enquiry of validity or verification of the test report should be addressed to AGC by agc@agc-cert.com.





**Sum of the SAR for LTE Band 5 & Wi-Fi & BT:**

RF Exposure Conditions	Test Position	Simultaneous Transmission Scenario			Σ1-g SAR (W/Kg)	SPLSR (Yes/No)
		LTE Band 5	Wi-Fi DTS Band	Bluetooth		
Head	Left Touch	0.173	0.216		0.389	No
	Left Tilt	0.151	0.228		0.379	No
	Right Touch	0.189	0.460		0.649	No
	Right Tilt	0.113	0.700		0.813	No
Body-worn	Rear	0.440	0.274		0.714	No
	Front	0.224	0.175		0.399	No
	Edge 4	0.048	0.204		0.252	No
	Rear	0.440		0.083	0.523	No
	Front	0.224		0.083	0.307	No
	Edge 4	0.048		0.083	0.131	No

**Note:**

- According to KDB 447498 D01 General RF Exposure Guidance, when the simultaneous transmission SAR is less than 1.6 W/Kg, SPLSR assessment is not required.
- SPLSR mean is “The SAR to Peak Location Separation Ratio “

Any report having not been signed by authorized approver, or having been altered without authorization, or having not been stamped by the “Dedicated Testing/Inspection Stamp” is deemed to be invalid. Copying or excerpting portion of, or altering the content of the report is not permitted without the written authorization of AGC. The test results presented in the report apply only to the tested sample. Any objections to report issued by AGC should be submitted to AGC within 15 days after the issuance of the test report. Further enquiry of validity or verification of the test report should be addressed to AGC by agc@agc-cert.com.



**Sum of the SAR for LTE Band 7 & Wi-Fi & BT:**

RF Exposure Conditions	Test Position	Simultaneous Transmission Scenario			Σ1-g SAR (W/Kg)	SPLSR (Yes/No)
		LTE Band 7	Wi-Fi DTS Band	Bluetooth		
Head	Left Touch	1.191	0.216		1.407	No
	Left Tilt	1.280	0.228		<b>1.508</b>	No
	Right Touch	0.511	0.460		0.971	No
	Right Tilt	0.542	0.700		1.242	No
Body-worn	Rear	0.338	0.274		0.612	No
	Front	0.301	0.175		0.476	No
	Edge 4	0.030	0.204		0.234	No
	Rear	0.338		0.083	0.421	No
	Front	0.301		0.083	0.384	No
	Edge 4	0.030		0.083	0.113	No

**Note:**

- According to KDB 447498 D01 General RF Exposure Guidance, when the simultaneous transmission SAR is less than 1.6 W/Kg, SPLSR assessment is not required.
- SPLSR mean is "The SAR to Peak Location Separation Ratio "

Any report having not been signed by authorized approver, or having been altered without authorization, or having not been stamped by the "Dedicated Testing/Inspection Stamp" is deemed to be invalid. Copying or excerpting portion of, or altering the content of the report is not permitted without the written authorization of AGC. The test results presented in the report apply only to the tested sample. Any objections to report issued by AGC should be submitted to AGC within 15 days after the issuance of the test report. Further enquiry of validity or verification of the test report should be addressed to AGC by agc@agc-cert.com.



**Sum of the SAR for LTE Band 12 & Wi-Fi & BT:**

RF Exposure Conditions	Test Position	Simultaneous Transmission Scenario			Σ1-g SAR (W/Kg)	SPLSR (Yes/No)
		LTE Band 12	Wi-Fi DTS Band	Bluetooth		
Head	Left Touch	0.191	0.216		0.407	No
	Left Tilt	0.184	0.228		0.412	No
	Right Touch	0.164	0.460		0.624	No
	Right Tilt	0.146	0.700		0.846	No
Body-worn	Rear	0.296	0.274		0.570	No
	Front	0.101	0.175		0.276	No
	Edge 4	0.081	0.204		0.285	No
	Rear	0.296		0.083	0.379	No
	Front	0.101		0.083	0.184	No
	Edge 4	0.081		0.083	0.164	No

**Note:**

- According to KDB 447498 D01 General RF Exposure Guidance, when the simultaneous transmission SAR is less than 1.6 W/Kg, SPLSR assessment is not required.
- SPLSR mean is “The SAR to Peak Location Separation Ratio “

Any report having not been signed by authorized approver, or having been altered without authorization, or having not been stamped by the “Dedicated Testing/Inspection Stamp” is deemed to be invalid. Copying or excerpting portion of, or altering the content of the report is not permitted without the written authorization of AGC. The test results presented in the report apply only to the tested sample. Any objections to report issued by AGC should be submitted to AGC within 15 days after the issuance of the test report. Further enquiry of validity or verification of the test report should be addressed to AGC by agc@agc-cert.com.



**Sum of the SAR for LTE Band 13 & Wi-Fi & BT:**

RF Exposure Conditions	Test Position	Simultaneous Transmission Scenario			Σ1-g SAR (W/Kg)	SPLSR (Yes/No)
		LTE Band 13	Wi-Fi DTS Band	Bluetooth		
Head	Left Touch	0.149	0.216		0.365	No
	Left Tilt	0.135	0.228		0.363	No
	Right Touch	0.141	0.460		0.601	No
	Right Tilt	0.132	0.700		0.832	No
Body-worn	Rear	0.290	0.274		0.564	No
	Front	0.173	0.175		0.348	No
	Edge 4	0.187	0.204		0.391	No
	Rear	0.290		0.083	0.373	No
	Front	0.173		0.083	0.256	No
	Edge 4	0.187		0.083	0.270	No

**Note:**

- According to KDB 447498 D01 General RF Exposure Guidance, when the simultaneous transmission SAR is less than 1.6 W/Kg, SPLSR assessment is not required.
- SPLSR mean is "The SAR to Peak Location Separation Ratio "

Any report having not been signed by authorized approver, or having been altered without authorization, or having not been stamped by the "Dedicated Testing/Inspection Stamp" is deemed to be invalid. Copying or excerpting portion of, or altering the content of the report is not permitted without the written authorization of AGC. The test results presented in the report apply only to the tested sample. Any objections to report issued by AGC should be submitted to AGC within 15 days after the issuance of the test report. Further enquiry of validity or verification of the test report should be addressed to AGC by agc@agc-cert.com.





**Sum of the SAR for LTE Band 17 & Wi-Fi & BT:**

RF Exposure Conditions	Test Position	Simultaneous Transmission Scenario			Σ1-g SAR (W/Kg)	SPLSR (Yes/No)
		LTE Band 17	Wi-Fi DTS Band	Bluetooth		
Head	Left Touch	0.187	0.216		0.403	No
	Left Tilt	0.179	0.228		0.407	No
	Right Touch	0.172	0.460		0.632	No
	Right Tilt	0.186	0.700		0.886	No
Body-worn	Rear	0.310	0.274		0.584	No
	Front	0.154	0.175		0.329	No
	Edge 4	0.258	0.204		0.462	No
	Rear	0.310		0.083	0.393	No
	Front	0.154		0.083	0.237	No
	Edge 4	0.258		0.083	0.341	No

**Note:**

- According to KDB 447498 D01 General RF Exposure Guidance, when the simultaneous transmission SAR is less than 1.6 W/Kg, SPLSR assessment is not required.
- SPLSR mean is "The SAR to Peak Location Separation Ratio "

Any report having not been signed by authorized approver, or having been altered without authorization, or having not been stamped by the "Dedicated Testing/Inspection Stamp" is deemed to be invalid. Copying or excerpting portion of, or altering the content of the report is not permitted without the written authorization of AGC. The test results presented in the report apply only to the tested sample. Any objections to report issued by AGC should be submitted to AGC within 15 days after the issuance of the test report. Further enquiry of validity or verification of the test report should be addressed to AGC by agc@agc-cert.com.



## APPENDIX A. SAR SYSTEM CHECK DATA

Test Laboratory: AGC Lab  
System Check Head 750MHz  
DUT: Dipole 750 MHz Type: SID 750

Date: Jul. 10,2020

Communication System: CW; Communication System Band: D750 (750.0 MHz); Duty Cycle: 1:1;  
Frequency: 750 MHz; Medium parameters used:  $f = 750\text{MHz}$ ;  $\sigma=0.91\text{ mho/m}$ ;  $\epsilon_r =40.08$ ;  $\rho= 1000\text{ kg/m}^3$  ;  
Phantom section: Flat Section; Input Power=18dBm  
Ambient temperature ( $^{\circ}\text{C}$ ): 21.3, Liquid temperature ( $^{\circ}\text{C}$ ): 21.0

### DASY Configuration:

- Probe: EX3DV4 – SN:3953; ConvF(10.40, 10.40, 10.40); Calibrated: Sep. 27,2019;
- Sensor-Surface: 1.4mm (Mechanical Surface Detection),  $z = 1.0, 31.0$
- Electronics: DAE4 SN1398; Calibrated: Apr. 23,2020
- Phantom: SAM (20deg probe tilt) with CRP v5.0; Type: QD000P40CD;
- DASY52 52.8.7(1137); SEMCAD X 14.6.10(7164)

**Configuration/System Check Head 750MHz/Area Scan (9x14x1):** Measurement grid:  $dx=15\text{mm}$ ,  $dy=15\text{mm}$   
Maximum value of SAR (measured) = 0.619 W/kg

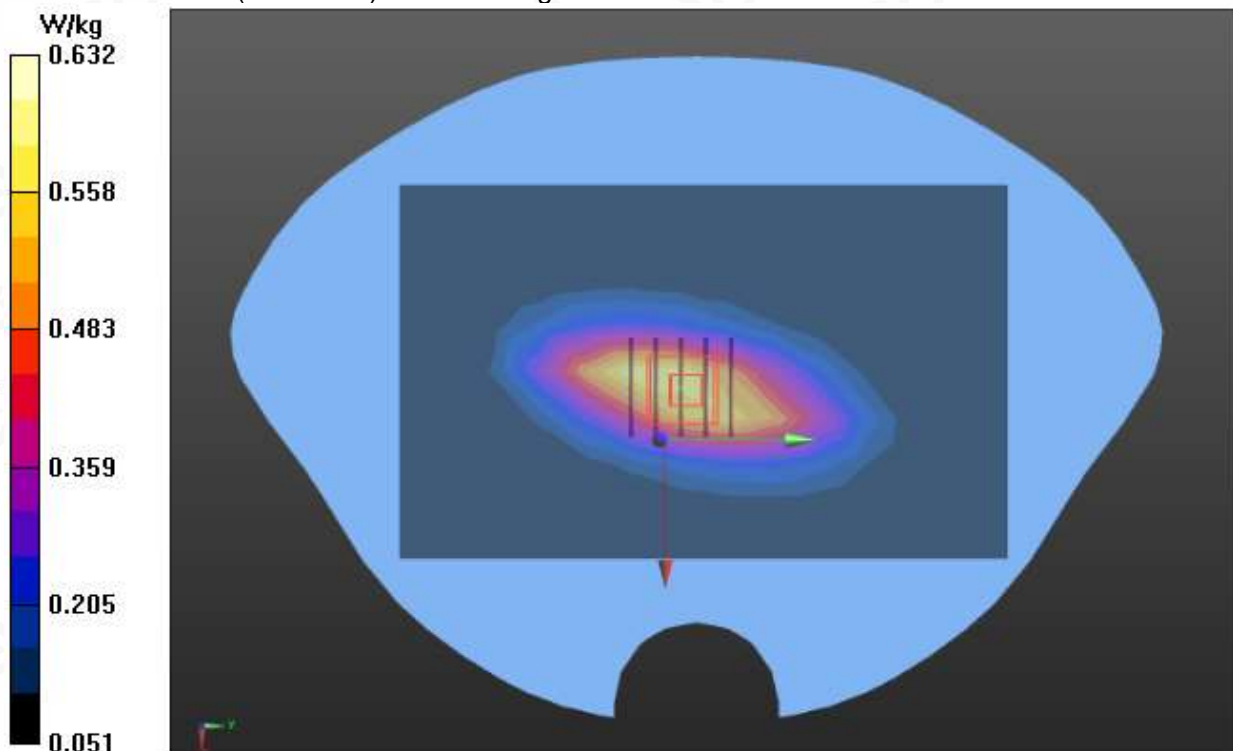
**Configuration/System Check Head 750MHz/Zoom Scan (5x5x7)/Cube 0:** Measurement grid:  $dx=8\text{mm}$ ,  
 $dy=8\text{mm}$ ,  $dz=5\text{mm}$

Reference Value = 28.541 V/m; Power Drift = -0.14 dB

Peak SAR (extrapolated) = 1.03 W/kg

**SAR(1 g) = 0.551 W/kg; SAR(10 g) = 0.354 W/kg**

Maximum value of SAR (measured) = 0.632 W/kg



Any report having not been signed by authorized approver, or having been altered without authorization, or having not been stamped by the "Dedicated Testing/Inspection Stamp" is deemed to be invalid. Copying or excerpting portion of, or altering the content of the report is not permitted without the written authorization of AGC. The test results presented in the report apply only to the tested sample. Any objections to report issued by AGC should be submitted to AGC within 15days after the issuance of the test report. Further enquiry of validity or verification of the test report should be addressed to AGC by [agc@agc-cert.com](mailto:agc@agc-cert.com).

Attestation of Global Compliance(Shenzhen)Co., Ltd  
Attestation of Global Compliance(Shenzhen)Std & Tech Co., Ltd  
Tel: +86-755 2523 4088 E-mail: [agc@agc-cert.com](mailto:agc@agc-cert.com) Web: <http://cn.agc-cert.com/>



**Test Laboratory: AGC Lab**  
**System Check Head 835 MHz**  
**DUT: Dipole 835 MHz Type: SID 835**

**Date: Jul. 09,2020**

Communication System CW; Communication System Band: D835 (835.0 MHz); Duty Cycle: 1:1;  
Frequency: 835 MHz; Medium parameters used:  $f = 835 \text{ MHz}$ ;  $\sigma=0.89 \text{ mho/m}$ ;  $\epsilon_r=40.19$ ;  $\rho= 1000 \text{ kg/m}^3$  ;  
Phantom section: Flat Section; Input Power=18dBm  
Ambient temperature ( $^{\circ}\text{C}$ ):21.5, Liquid temperature ( $^{\circ}\text{C}$ ): 21.2

DASY Configuration:

- Probe: EX3DV4 – SN:3953; ConvF(10.09, 10.09, 10.09); Calibrated: Sep. 27,2019;
- Sensor-Surface: 1.4mm (Mechanical Surface Detection),  $z = 1.0, 31.0$
- Electronics: DAE4 SN1398; Calibrated: Apr. 23,2020
- Phantom: SAM (20deg probe tilt) with CRP v5.0; Type: QD000P40CD;
- DASY52 52.8.7(1137); SEMCAD X 14.6.10(7164)

**Configuration/System Check Head 835MHz/Area Scan (9x14x1):** Measurement grid:  $dx=15\text{mm}$ ,  $dy=15\text{mm}$   
Maximum value of SAR (measured) = 0.783 W/kg

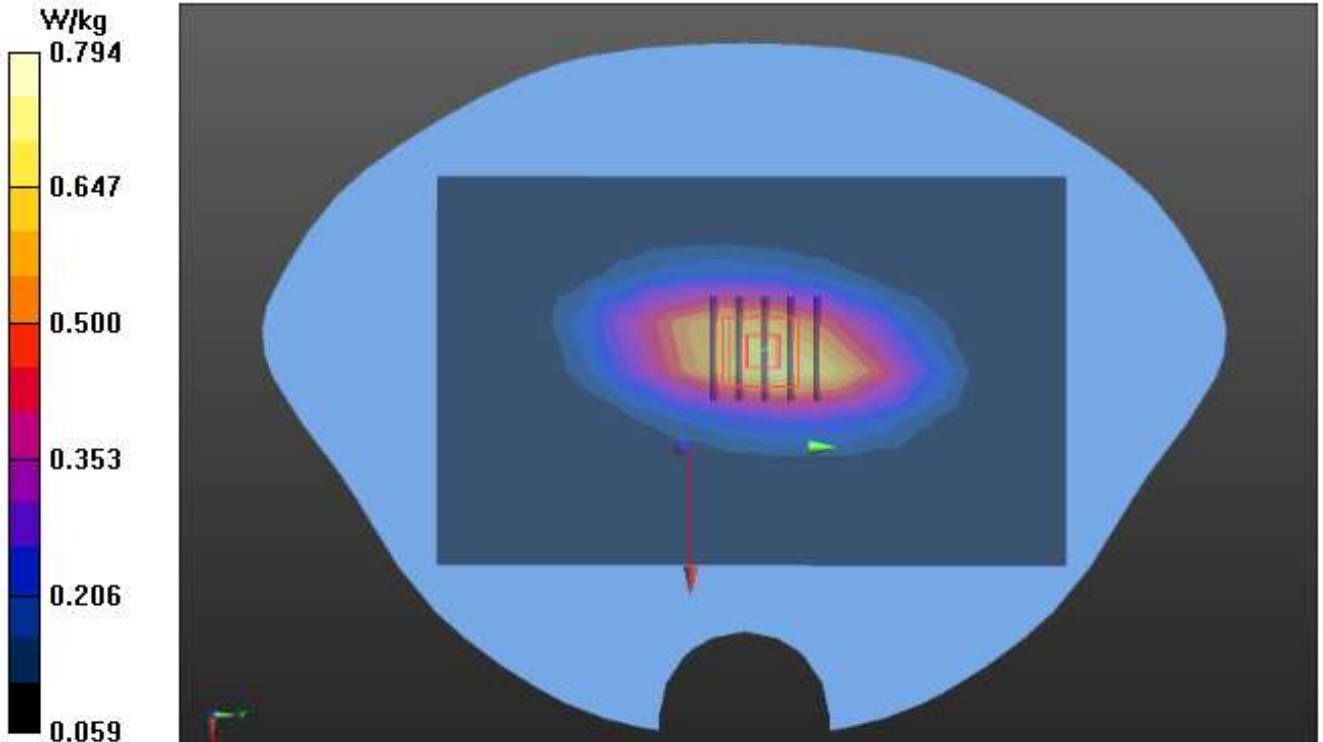
**Configuration/System Check Head 835MHz/Zoom Scan (5x5x7)/Cube 0:** Measurement grid:  $dx=8\text{mm}$ ,  
 $dy=8\text{mm}$ ,  $dz=5\text{mm}$

Reference Value = 23.627 V/m; Power Drift = 0.05 dB

Peak SAR (extrapolated) = 1.01 W/kg

**SAR(1 g) = 0.629 W/kg; SAR(10 g) = 0.417 W/kg**

Maximum value of SAR (measured) = 0.794 W/kg



Any report having not been signed by authorized approver, or having been altered without authorization, or having not been stamped by the "Dedicated Testing/Inspection Stamp" is deemed to be invalid. Copying or excerpting portion of, or altering the content of the report is not permitted without the written authorization of AGC. The test results presented in the report apply only to the tested sample. Any objections to report issued by AGC should be submitted to AGC within 15days after the issuance of the test report. Further enquiry of validity or verification of the test report should be addressed to AGC by [agc@agc-cert.com](mailto:agc@agc-cert.com).

Attestation of Global Compliance(Shenzhen)Co., Ltd  
Attestation of Global Compliance(Shenzhen)Std & Tech Co., Ltd  
Tel: +86-755 2523 4088 E-mail: [agc@agc-cert.com](mailto:agc@agc-cert.com) Web: <http://cn.agc-cert.com/>





**Test Laboratory: AGC Lab**  
**System Check Head 835 MHz**  
**DUT: Dipole 835 MHz Type: SID 835**

**Date: Jul. 16,2020**

Communication System CW; Communication System Band: D835 (835.0 MHz); Duty Cycle: 1:1;  
Frequency: 835 MHz; Medium parameters used:  $f = 835 \text{ MHz}$ ;  $\sigma=0.87 \text{ mho/m}$ ;  $\epsilon_r = 41.73$ ;  $\rho = 1000 \text{ kg/m}^3$  ;  
Phantom section: Flat Section; Input Power=18dBm  
Ambient temperature ( $^{\circ}\text{C}$ ): 21.4, Liquid temperature ( $^{\circ}\text{C}$ ): 21.1

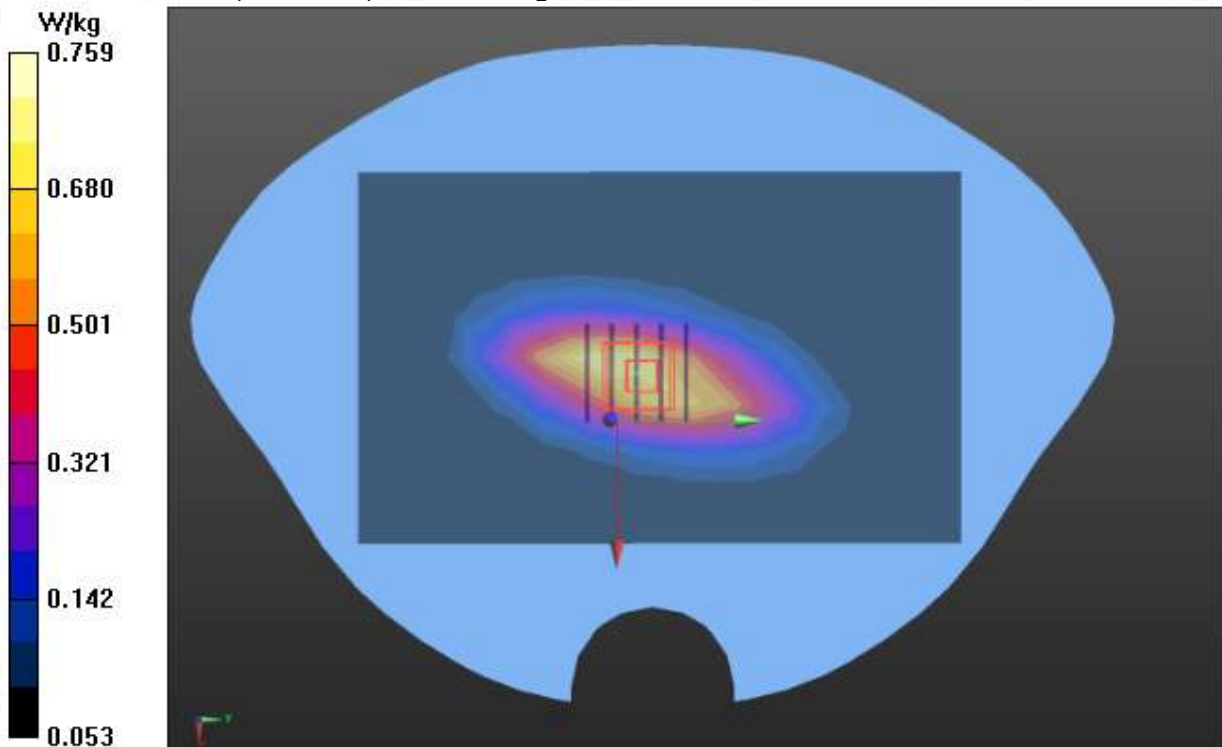
DASY Configuration:

- Probe: EX3DV4 – SN:3953; ConvF(10.09, 10.09, 10.09); Calibrated: Sep. 27,2019;
- Sensor-Surface: 1.4mm (Mechanical Surface Detection),  $z = 1.0, 31.0$
- Electronics: DAE4 SN1398; Calibrated: Apr. 23,2020
- Phantom: SAM (20deg probe tilt) with CRP v5.0; Type: QD000P40CD;
- DASY52 52.8.7(1137); SEMCAD X 14.6.10(7164)

**Configuration/System Check Head 835MHz/Area Scan (9x14x1):** Measurement grid:  $dx=15\text{mm}$ ,  $dy=15\text{mm}$   
Maximum value of SAR (measured) = 0.741 W/kg

**Configuration/System Check Head 835MHz/Zoom Scan (5x5x7)/Cube**

**0:** Measurement grid:  $dx=8\text{mm}$ ,  $dy=8\text{mm}$ ,  $dz=5\text{mm}$   
Reference Value = 23.57 V/m; Power Drift = 0.05 dB  
Peak SAR (extrapolated) = 1.08 W/kg  
**SAR(1 g) = 0.625 W/kg; SAR(10 g) = 0.397 W/kg**  
Maximum value of SAR (measured) = 0.759 W/kg



Any report having not been signed by authorized approver, or having been altered without authorization, or having not been stamped by the "Dedicated Testing/Inspection Stamp" is deemed to be invalid. Copying or excerpting portion of, or altering the content of the report is not permitted without the written authorization of AGC. The test results presented in the report apply only to the tested sample. Any objections to report issued by AGC should be submitted to AGC within 15days after the issuance of the test report. Further enquiry of validity or verification of the test report should be addressed to AGC by [agc@agc-cert.com](mailto:agc@agc-cert.com).

Attestation of Global Compliance(Shenzhen)Co., Ltd  
Attestation of Global Compliance(Shenzhen)Std & Tech Co., Ltd  
Tel: +86-755 2523 4088 E-mail: [agc@agc-cert.com](mailto:agc@agc-cert.com) Web: <http://cn.agc-cert.com/>





**Test Laboratory: AGC Lab**  
**System Check Head 1750MHz**  
**DUT: Dipole 1800 MHz; Type: SID 1800**

**Date: Jul. 15,2020**

Communication System: CW; Communication System Band: D1700 (1750.0 MHz); Duty Cycle: 1:1;  
Frequency: 1750 MHz; Medium parameters used:  $f = 1750$  MHz;  $\sigma = 1.39$  mho/m;  $\epsilon_r = 39.94$ ;  $\rho = 1000$  kg/m<sup>3</sup> ;  
Phantom section: Flat Section; Input Power=18dBm  
Ambient temperature (°C): 21.2, Liquid temperature (°C): 20.9

DASY Configuration:

- Probe: EX3DV4 – SN:3953; ConvF(8.61, 8.61, 8.61); Calibrated: Sep. 27,2019;
- Sensor-Surface: 1.4mm (Mechanical Surface Detection), z = 1.0, 31.0
- Electronics: DAE4 SN1398; Calibrated: Apr. 23,2020
- Phantom: SAM (20deg probe tilt) with CRP v5.0; Type: QD000P40CD;
- DASY52 52.8.7(1137); SEMCAD X 14.6.10(7164)

**Configuration/System Check Head 1750MHz/Area Scan (7x10x1):** Measurement grid: dx=15mm, dy=15mm  
Maximum value of SAR (measured) = 2.83 W/kg

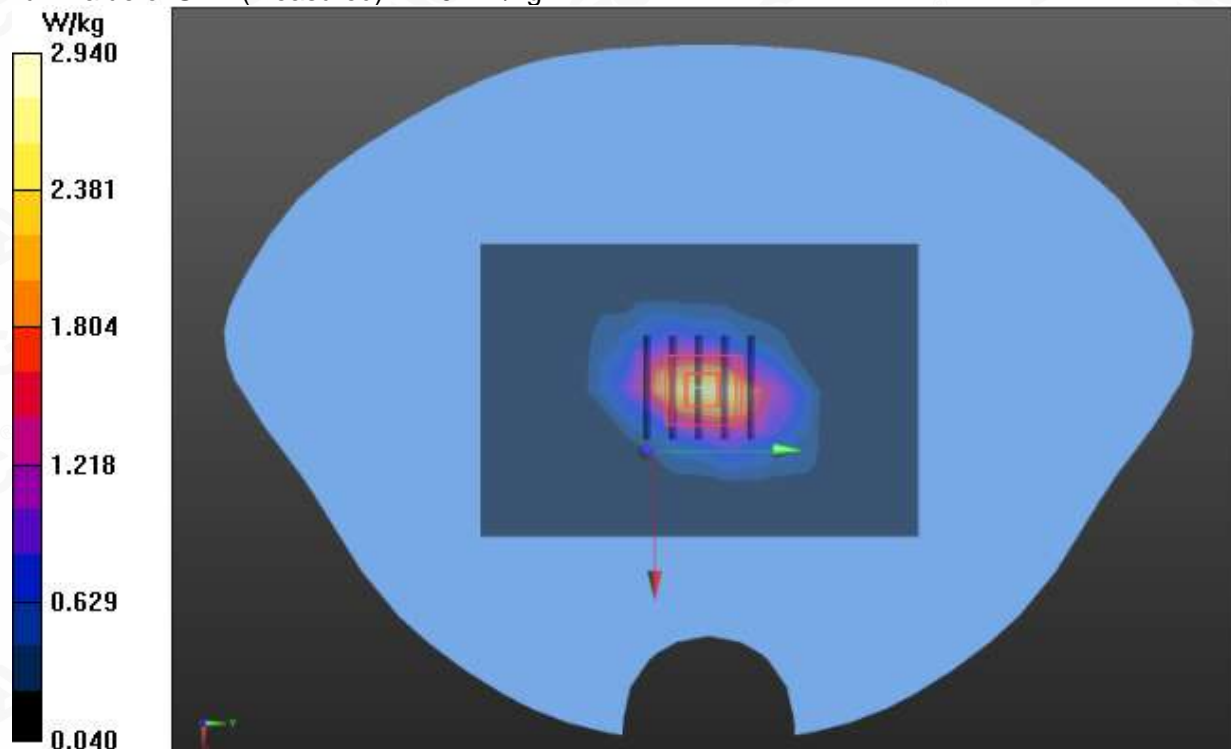
**Configuration/System Check Head 1750MHz/Zoom Scan (5x5x7)/Cube 0:** Measurement grid: dx=8mm, dy=8mm, dz=5mm

Reference Value = 47.707 V/m; Power Drift = -0.09 dB

Peak SAR (extrapolated) = 4.38 W/kg

**SAR(1 g) = 2.42 W/kg; SAR(10 g) = 1.23 W/kg**

Maximum value of SAR (measured) = 2.94 W/kg



Any report having not been signed by authorized approver, or having been altered without authorization, or having not been stamped by the "Dedicated Testing/Inspection Stamp" is deemed to be invalid. Copying or excerpting portion of, or altering the content of the report is not permitted without the written authorization of AGC. The test results presented in the report apply only to the tested sample. Any objections to report issued by AGC should be submitted to AGC within 15days after the issuance of the test report. Further enquiry of validity or verification of the test report should be addressed to AGC by agc@agc-cert.com.

Attestation of Global Compliance(Shenzhen)Co., Ltd  
Attestation of Global Compliance(Shenzhen)Std & Tech Co., Ltd  
Tel: +86-755 2523 4088 E-mail: agc@agc-cert.com Web: http://cn.agc-cert.com/



**Test Laboratory: AGC Lab**  
**System Check Head 1900MHz**  
**DUT: Dipole 1900 MHz; Type: SID 1900**

**Date: Jul. 08,2020**

Communication System: CW; Communication System Band: D1900 (1900.0 MHz); Duty Cycle:1:1;  
Frequency: 1900 MHz; Medium parameters used:  $f = 1900$  MHz;  $\sigma = 1.37$  mho/m;  $\epsilon_r = 38.74$ ;  $\rho = 1000$  kg/m<sup>3</sup> ;  
Phantom section: Flat Section; Input Power=18dBm  
Ambient temperature (°C):21.8, Liquid temperature (°C): 21.5

DASY Configuration:

- Probe: EX3DV4 – SN:3953; ConvF(8.36, 8.36, 8.36); Calibrated: Sep. 27,2019;
- Sensor-Surface: 1.4mm (Mechanical Surface Detection), z = 1.0, 31.0
- Electronics: DAE4 SN1398; Calibrated: Apr. 23,2020
- Phantom: SAM (20deg probe tilt) with CRP v5.0; Type: QD000P40CD;
- DASY52 52.8.7(1137); SEMCAD X 14.6.10(7164)

**Configuration/System Check Head 1900MHz/Area Scan (7x10x1):** Measurement grid: dx=15mm, dy=15mm  
Maximum value of SAR (measured) = 2.86 W/kg

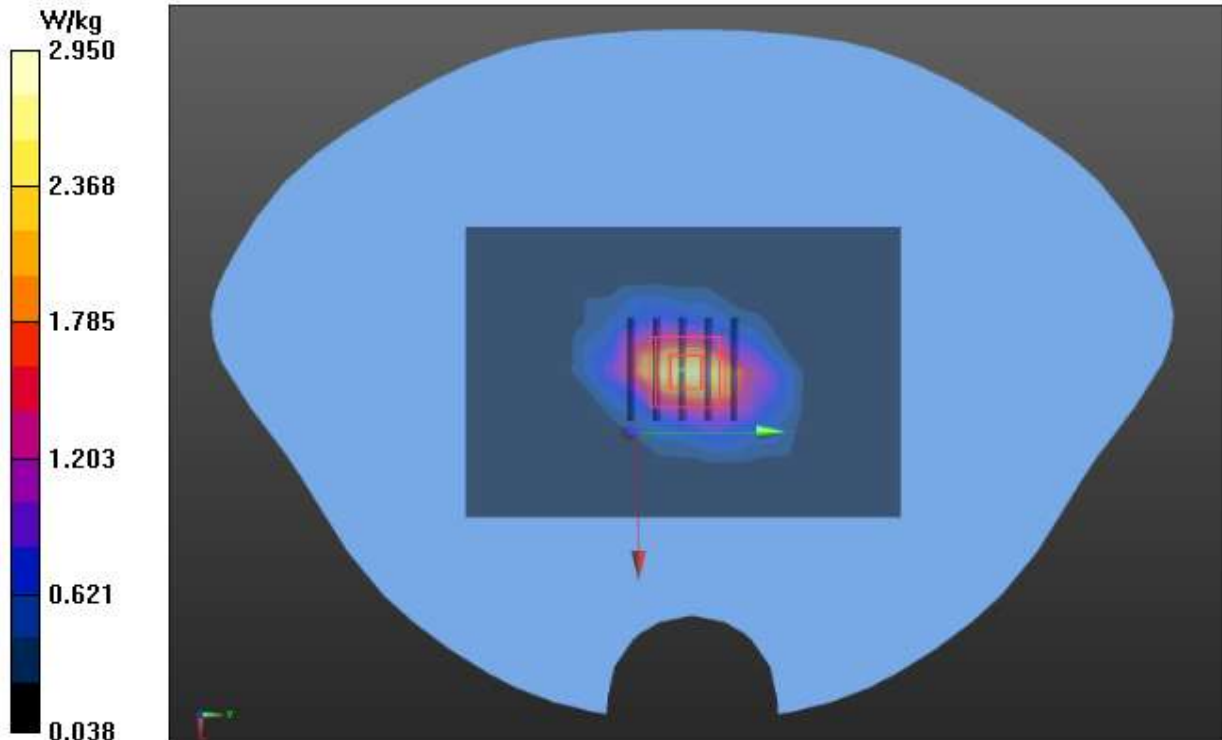
**Configuration/System Check Head 1900MHz/Zoom Scan (5x5x7)/Cube 0:** Measurement grid: dx=8mm, dy=8mm, dz=5mm

Reference Value = 47.432 V/m; Power Drift = -0.11 dB

Peak SAR (extrapolated) = 4.29 W/kg

**SAR(1 g) = 2.32 W/kg; SAR(10 g) = 1.21 W/kg**

Maximum value of SAR (measured) = 2.95 W/kg



Any report having not been signed by authorized approver, or having been altered without authorization, or having not been stamped by the "Dedicated Testing/Inspection Stamp" is deemed to be invalid. Copying or excerpting portion of, or altering the content of the report is not permitted without the written authorization of AGC. The test results presented in the report apply only to the tested sample. Any objections to report issued by AGC should be submitted to AGC within 15 days after the issuance of the test report. Further enquiry of validity or verification of the test report should be addressed to AGC by agc@agc-cert.com.

Attestation of Global Compliance(Shenzhen)Co., Ltd  
Attestation of Global Compliance(Shenzhen)Std & Tech Co., Ltd  
Tel: +86-755 2523 4088 E-mail: agc@agc-cert.com Web: http://cn.agc-cert.com/



**Test Laboratory: AGC Lab**  
**System Check Head 1900MHz**  
**DUT: Dipole 1900 MHz; Type: SID 1900**

**Date: Jul. 14,2020**

Communication System: CW; Communication System Band: D1900 (1900.0 MHz); Duty Cycle:1:1;  
Frequency: 1900 MHz; Medium parameters used:  $f = 1900$  MHz;  $\sigma=1.37$  mho/m;  $\epsilon_r =39.82$ ;  $\rho= 1000$  kg/m<sup>3</sup> ;  
Phantom section: Flat Section; Input Power=18dBm  
Ambient temperature (°C): 21.4, Liquid temperature (°C): 21.3

DASY Configuration:

- Probe: EX3DV4 – SN:3953; ConvF(8.36, 8.36, 8.36); Calibrated: Sep. 27,2019;
- Sensor-Surface: 1.4mm (Mechanical Surface Detection), z = 1.0, 31.0
- Electronics: DAE4 SN1398; Calibrated: Apr. 23,2020
- Phantom: SAM (20deg probe tilt) with CRP v5.0; Type: QD000P40CD;
- DASY52 52.8.7(1137); SEMCAD X 14.6.10(7164)

**Configuration/System Check Head 1900MHz/Area Scan (7x10x1):** Measurement grid: dx=15mm, dy=15mm  
Maximum value of SAR (measured) = 3.03 W/kg

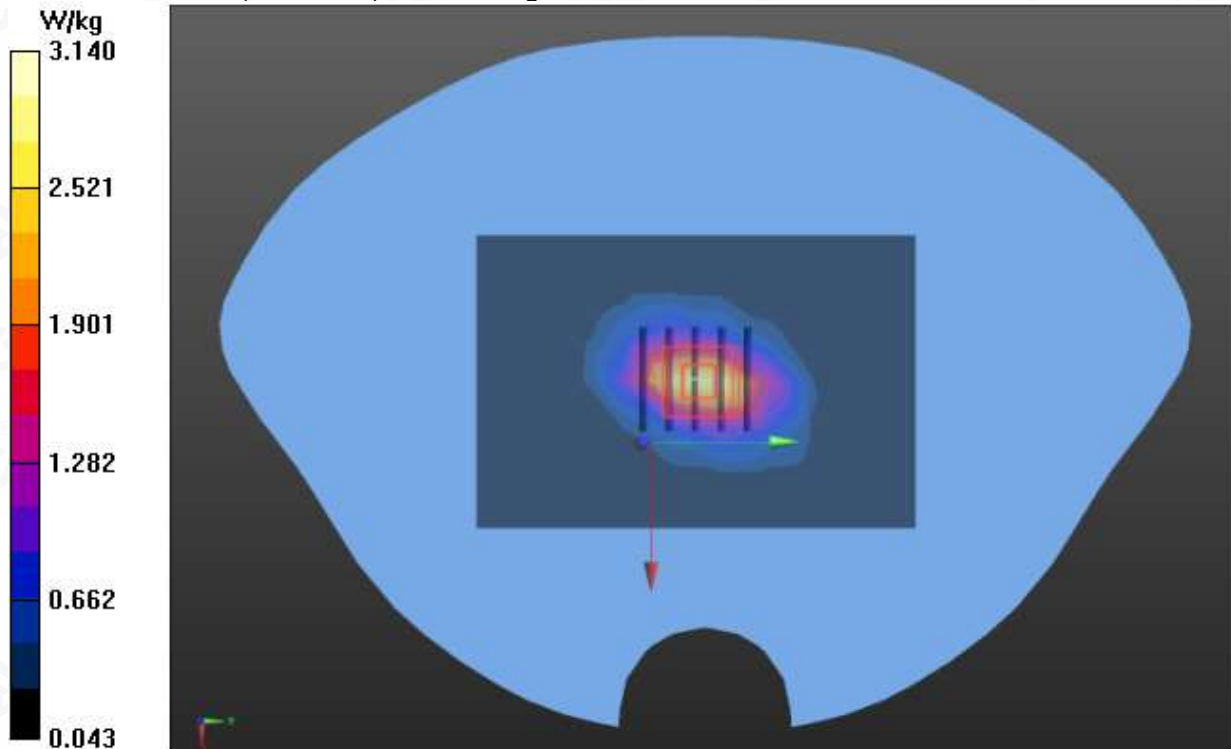
**Configuration/System Check Head 1900MHz/Zoom Scan (5x5x7)/Cube 0:** Measurement grid: dx=8mm, dy=8mm, dz=5mm

Reference Value = 48.918 V/m; Power Drift = -0.09 dB

Peak SAR (extrapolated) = 4.75 W/kg

**SAR(1 g) = 2.52 W/kg; SAR(10 g) = 1.31 W/kg**

Maximum value of SAR (measured) = 3.14 W/kg



Any report having not been signed by authorized approver, or having been altered without authorization, or having not been stamped by the "Dedicated Testing/Inspection Stamp" is deemed to be invalid. Copying or excerpting portion of, or altering the content of the report is not permitted without the written authorization of AGC. The test results presented in the report apply only to the tested sample. Any objections to report issued by AGC should be submitted to AGC within 15days after the issuance of the test report. Further enquiry of validity or verification of the test report should be addressed to AGC by agc@agc-cert.com.

Attestation of Global Compliance(Shenzhen)Co., Ltd  
Attestation of Global Compliance(Shenzhen)Std & Tech Co., Ltd  
Tel: +86-755 2523 4088 E-mail: agc@agc-cert.com Web: http://cn.agc-cert.com/





**Test Laboratory: AGC Lab**  
**System Check Head 2450 MHz**  
**DUT: Dipole 2450 MHz Type: D2450V2**

**Date: Jul. 23,2020**

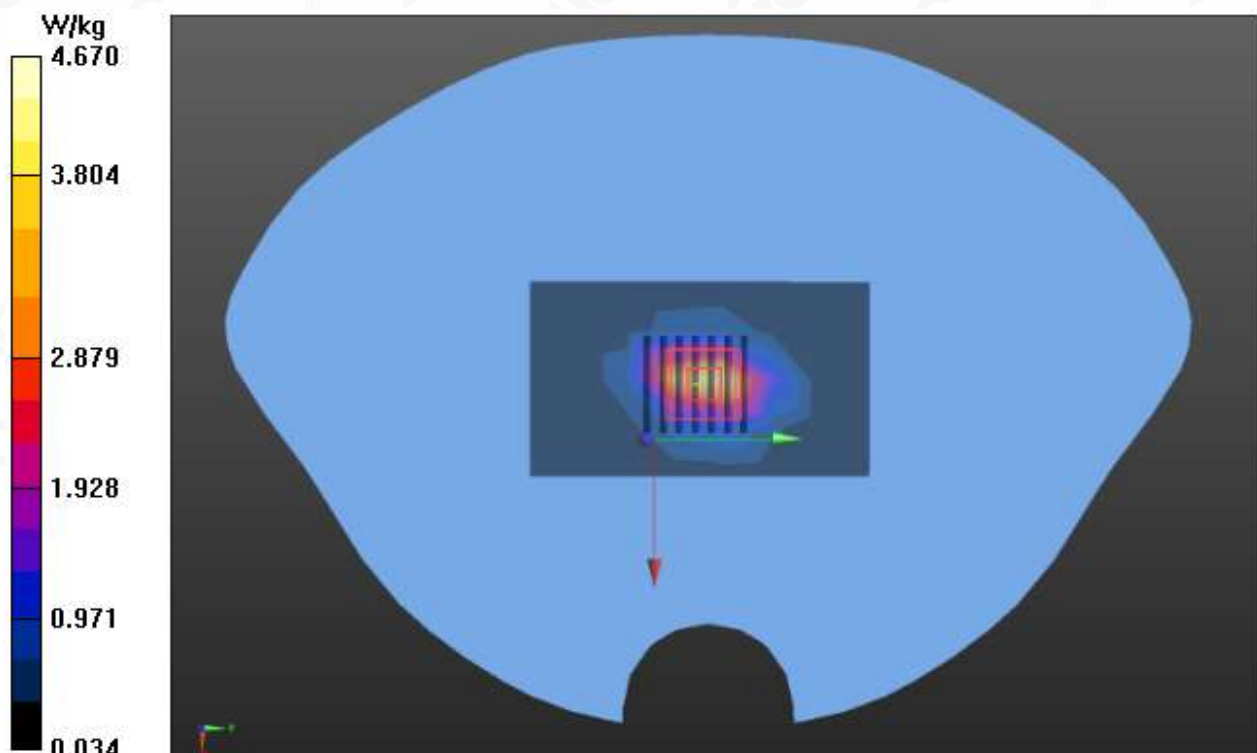
Communication System CW; Communication System Band: D2450 (2450.0 MHz); Duty Cycle: 1:1;  
 Frequency: 2450 MHz; Medium parameters used:  $f = 2450$  MHz;  $\sigma = 1.82$  mho/m;  $\epsilon_r = 38.53$ ;  $\rho = 1000$  kg/m<sup>3</sup> ;  
 Phantom section: Flat Section; Input Power=18dBm  
 Ambient temperature (°C): 21.8, Liquid temperature (°C): 21.6

**DASY Configuration:**

- Probe: EX3DV4 – SN:3953; ConvF(7.75, 7.75, 7.75); Calibrated: Sep. 27,2019;
- Sensor-Surface: 1.4mm (Mechanical Surface Detection), z = 1.0, 31.0
- Electronics: DAE4 SN1398; Calibrated: Apr. 23,2020
- Phantom: SAM (20deg probe tilt) with CRP v5.0; Type: QD000P40CD;
- DASY52 52.8.7(1137); SEMCAD X 14.6.10(7164)

**Configuration/System Check Head 2450Hz/Area Scan (7x10x1):** Measurement grid: dx=15mm, dy=15mm  
 Maximum value of SAR (measured) = 3.57 W/kg

**Configuration/System Check Head 2450Hz/Zoom Scan (7x7x7)/Cube 0:** Measurement grid: dx=5mm, dy=5mm, dz=5mm  
 Reference Value = 48.057 V/m; Power Drift = -0.12 dB  
 Peak SAR (extrapolated) = 7.46 W/kg  
**SAR(1 g) = 3.48 W/kg; SAR(10 g) = 1.53 W/kg**  
 Maximum value of SAR (measured) = 4.67 W/kg



Any report having not been signed by authorized approver, or having been altered without authorization, or having not been stamped by the "Dedicated Testing/Inspection Stamp" is deemed to be invalid. Copying or excerpting portion of, or altering the content of the report is not permitted without the written authorization of AGC. The test results presented in the report apply only to the tested sample. Any objections to report issued by AGC should be submitted to AGC within 15days after the issuance of the test report. Further enquiry of validity or verification of the test report should be addressed to AGC by agc@agc-cert.com.

Attestation of Global Compliance(Shenzhen)Co., Ltd  
 Attestation of Global Compliance(Shenzhen)Std & Tech Co., Ltd  
 Tel: +86-755 2523 4088 E-mail: agc@agc-cert.com Web: http://cn.agc-cert.com/





**Test Laboratory: AGC Lab**  
**System Check Head 2600 MHz**  
**DUT: Dipole 2600 MHz; Type: SID 2600**

**Date: Jul. 13,2020**

Communication System: CW; Communication System Band: D2600 (2600.0 MHz); Duty Cycle: 1:1;  
Frequency: 2600 MHz; Medium parameters used:  $f = 2600$  MHz;  $\sigma = 1.92$  mho/m;  $\epsilon_r = 38.56$ ;  $\rho = 1000$  kg/m<sup>3</sup> ;  
Phantom section: Flat Section; Input Power=18dBm  
Ambient temperature (°C): 21.6, Liquid temperature (°C): 21.3

DASY Configuration:

- Probe: EX3DV4 – SN:3953; ConvF(7.50, 7.50, 7.50); Calibrated: Sep. 27,2019;
- Sensor-Surface: 1.4mm (Mechanical Surface Detection), z = 1.0, 31.0
- Electronics: DAE4 SN1398; Calibrated: Apr. 23,2020
- Phantom: SAM (20deg probe tilt) with CRP v5.0; Type: QD000P40CD;
- DASY52 52.8.7(1137); SEMCAD X 14.6.10(7164)

**Configuration/System Check Head 2600Hz /Area Scan (5x8x1):** Measurement grid: dx=15mm, dy=15mm  
Maximum value of SAR (measured) = 4.71 W/kg

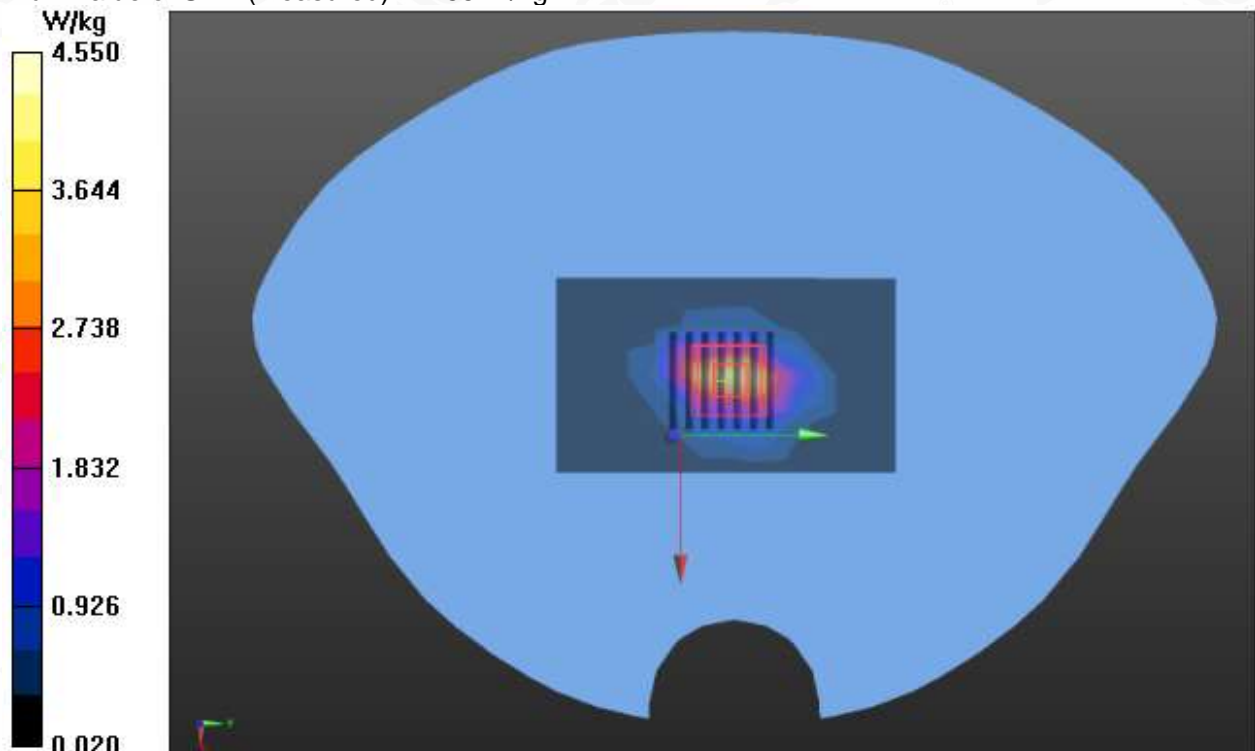
**Configuration/System Check Head 2600Hz /Zoom Scan (7x7x7)/Cube 0:** Measurement grid: dx=5mm, dy=5mm, dz=5mm

Reference Value = 54.558 V/m; Power Drift = -0.08 dB

Peak SAR (extrapolated) = 6.12 W/kg

**SAR(1 g) = 3.52 W/kg; SAR(10 g) = 1.49 W/kg**

Maximum value of SAR (measured) = 4.55 W/kg



Any report having not been signed by authorized approver, or having been altered without authorization, or having not been stamped by the "Dedicated Testing/Inspection Stamp" is deemed to be invalid. Copying or excerpting portion of, or altering the content of the report is not permitted without the written authorization of AGC. The test results presented in the report apply only to the tested sample. Any objections to report issued by AGC should be submitted to AGC within 15days after the issuance of the test report. Further enquiry of validity or verification of the test report should be addressed to AGC by agc@agc-cert.com.

Attestation of Global Compliance(Shenzhen)Co., Ltd  
Attestation of Global Compliance(Shenzhen)Std & Tech Co., Ltd  
Tel: +86-755 2523 4088 E-mail: agc@agc-cert.com Web: http://cn.agc-cert.com/



## APPENDIX B. SAR MEASUREMENT DATA

Test Laboratory: AGC Lab

Date: Jul. 09,2020

GSM 850 Mid-Touch-Left <SIM 1>

DUT: Smart Phone; Type: ClearPHONE 620

Communication System: Generic GSM; Communication System Band: GSM 850;Duty Cycle: 1:8.3;  
Frequency: 836.6 MHz; Medium parameters used:  $f = 835$  MHz;  $\sigma=0.91$  mho/m;  $\epsilon_r = 39.55$ ;  $\rho = 1000$  kg/m<sup>3</sup> ;  
Phantom section: Left Section  
Ambient temperature (°C):21.5, Liquid temperature (°C): 21.2

DASY Configuration:

- Probe: EX3DV4 – SN:3953; ConvF(10.09, 10.09, 10.09); Calibrated: Sep. 27,2019;
- Sensor-Surface: 3mm (Mechanical Surface Detection),  $z = 1.0, 31.0$
- Electronics: DAE4 SN1398; Calibrated: Apr. 23,2020
- Phantom: SAM (20deg probe tilt) with CRP v5.0; Type: QD000P40CD;
- DASY52 52.8.7(1137); SEMCAD X 14.6.10(7164)

**LEFT HEAD/L-C/Area Scan (8x14x1):** Measurement grid: dx=15mm, dy=15mm  
Maximum value of SAR (measured) = 0.122 W/kg


**LEFT HEAD/L-C/Zoom Scan (5x5x7)/Cube 0:** Measurement grid: dx=8mm, dy=8mm, dz=5mm

Reference Value = 3.736 V/m; Power Drift = 0.10 dB

Peak SAR (extrapolated) = 0.144 W/kg

**SAR(1 g) = 0.117 W/kg; SAR(10 g) = 0.091 W/kg**

Maximum value of SAR (measured) = 0.129 W/kg



Any report having not been signed by authorized approver, or having been altered without authorization, or having not been stamped by the "Dedicated Testing/Inspection Stamp" is deemed to be invalid. Copying or excerpting portion of, or altering the content of the report is not permitted without the written authorization of AGC. The test results presented in the report apply only to the tested sample. Any objections to report issued by AGC should be submitted to AGC within 15days after the issuance of the test report. Further enquiry of validity or verification of the test report should be addressed to AGC by agc@agc-cert.com.

Attestation of Global Compliance(Shenzhen)Co., Ltd

Attestation of Global Compliance(Shenzhen)Std & Tech Co., Ltd

Tel: +86-755 2523 4088 E-mail: agc@agc-cert.com Web: http://cn.agc-cert.com/



**Test Laboratory: AGC Lab**  
**GSM 850 Mid- Body- Back(MS)<SIM 1>**  
**DUT: Smart Phone; Type: ClearPHONE 620**

**Date: Jul. 09,2020**

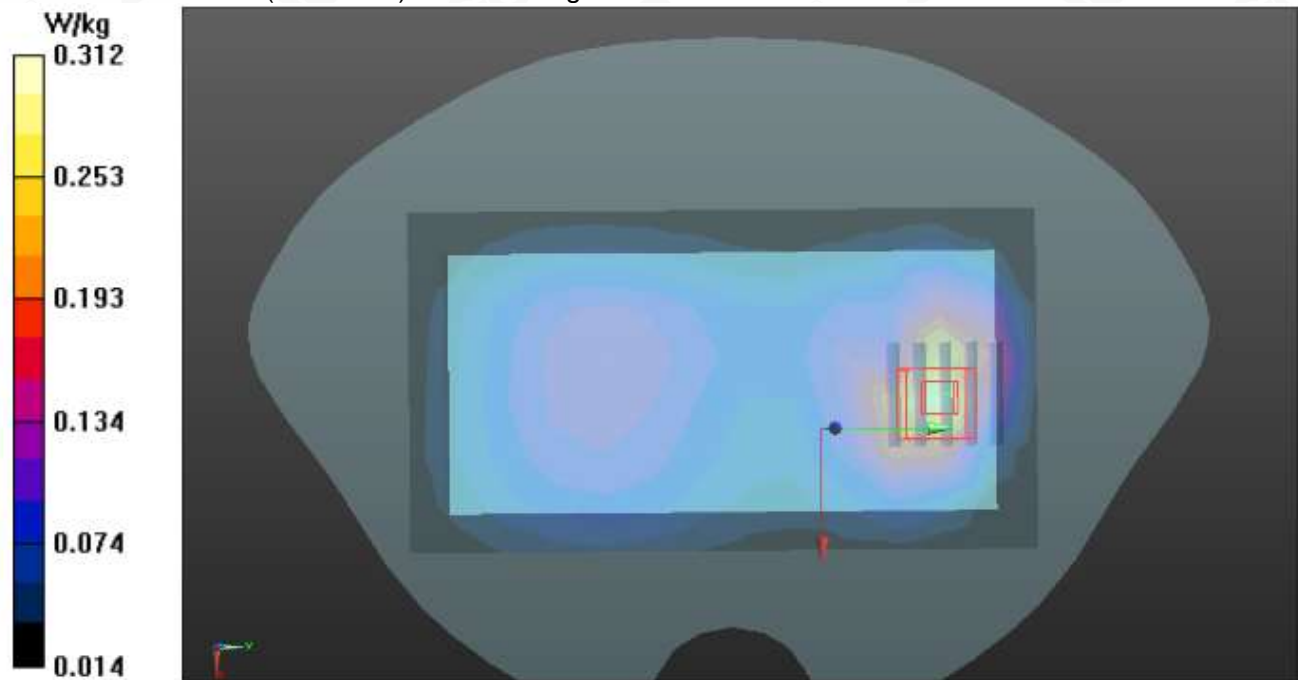
Communication System: Generic GSM; Communication System Band: GSM 850; Duty Cycle: 1:8.3;  
 Frequency: 836.6 MHz; Medium parameters used:  $f = 835$  MHz;  $\sigma = 0.91$  mho/m;  $\epsilon_r = 39.55$ ;  $\rho = 1000$  kg/m<sup>3</sup> ;  
 Phantom section: Flat Section  
 Ambient temperature (°C):21.5, Liquid temperature (°C): 21.2

**DASY Configuration:**

- Probe: EX3DV4 – SN:3953; ConvF(10.09, 10.09, 10.09); Calibrated: Sep. 27,2019;
- Sensor-Surface: 3mm (Mechanical Surface Detection), z = 1.0, 31.0
- Electronics: DAE4 SN1398; Calibrated: Apr. 23,2020
- Phantom: SAM (20deg probe tilt) with CRP v5.0; Type: QDOVA002AA;
- DASY52 52.8.7(1137); SEMCAD X 14.6.10(7164)

**BODY/BACK/Area Scan (8x14x1):** Measurement grid: dx=15mm, dy=15mm  
 Maximum value of SAR (measured) = 0.306 W/kg

**BODY/BACK/Zoom Scan (5x5x7)/Cube 0:** Measurement grid: dx=8mm, dy=8mm, dz=5mm  
 Reference Value = 10.061 V/m; Power Drift = 0.12 dB  
 Peak SAR (extrapolated) = 0.431 W/kg  
**SAR(1 g) = 0.254 W/kg; SAR(10 g) = 0.149 W/kg**  
 Maximum value of SAR (measured) = 0.312 W/kg



Any report having not been signed by authorized approver, or having been altered without authorization, or having not been stamped by the "Dedicated Testing/Inspection Stamp" is deemed to be invalid. Copying or excerpting portion of, or altering the content of the report is not permitted without the written authorization of AGC. The test results presented in the report apply only to the tested sample. Any objections to report issued by AGC should be submitted to AGC within 15days after the issuance of the test report. Further enquiry of validity or verification of the test report should be addressed to AGC by agc@agc-cert.com.

Attestation of Global Compliance(Shenzhen)Co., Ltd  
 Attestation of Global Compliance(Shenzhen)Std & Tech Co., Ltd  
 Tel: +86-755 2523 4088 E-mail: agc@agc-cert.com Web: http://cn.agc-cert.com/





**Test Laboratory: AGC Lab**  
**GPRS 850 Mid- Body- Back (2up) < SIM 1>**  
**DUT: Smart Phone; Type: ClearPHONE 620**

**Date: Jul. 09,2020**

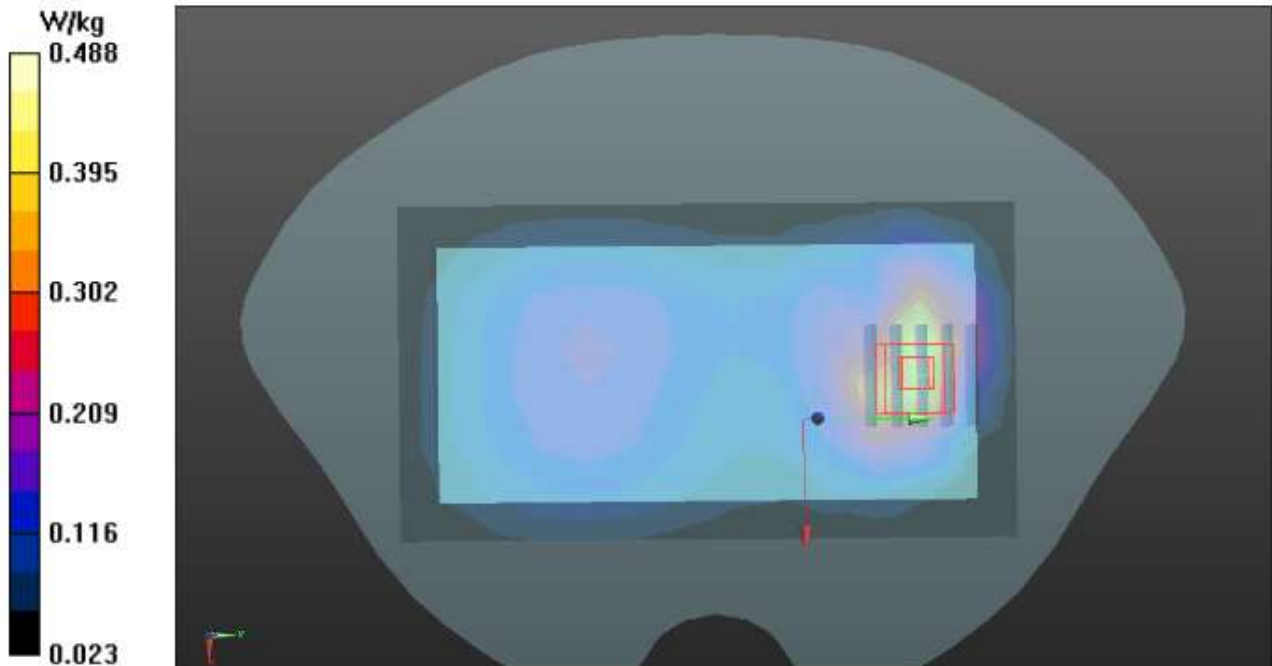
Communication System: GPRS-2 Slot; Communication System Band: GSM 850; Duty Cycle: 1:4.2;  
 Frequency: 836.6 MHz; Medium parameters used:  $f = 835$  MHz;  $\sigma = 0.91$  mho/m;  $\epsilon_r = 39.55$ ;  $\rho = 1000$  kg/m<sup>3</sup> ;  
 Phantom section: Flat Section  
 Ambient temperature (°C):21.5, Liquid temperature (°C): 21.2

**DASY Configuration:**

- Probe: EX3DV4 – SN:3953; ConvF(10.09, 10.09, 10.09); Calibrated: Sep. 27,2019;
- Sensor-Surface: 3mm (Mechanical Surface Detection), z = 1.0, 31.0
- Electronics: DAE4 SN1398; Calibrated: Apr. 23,2020
- Phantom: SAM (20deg probe tilt) with CRP v5.0; Type: QDOVA002AA;
- DASY52 52.8.7(1137); SEMCAD X 14.6.10(7164)

**BODY/2ST-BACK/Area Scan (8x14x1):** Measurement grid: dx=15mm, dy=15mm  
 Maximum value of SAR (measured) = 0.463 W/kg

**BODY/2ST-BACK/Zoom Scan (5x5x7)/Cube 0:** Measurement grid: dx=8mm, dy=8mm, dz=5mm  
 Reference Value = 11.916 V/m; Power Drift = -0.04 dB  
 Peak SAR (extrapolated) = 0.689 W/kg  
**SAR(1 g) = 0.398 W/kg; SAR(10 g) = 0.233 W/kg**  
 Maximum value of SAR (measured) = 0.488 W/kg

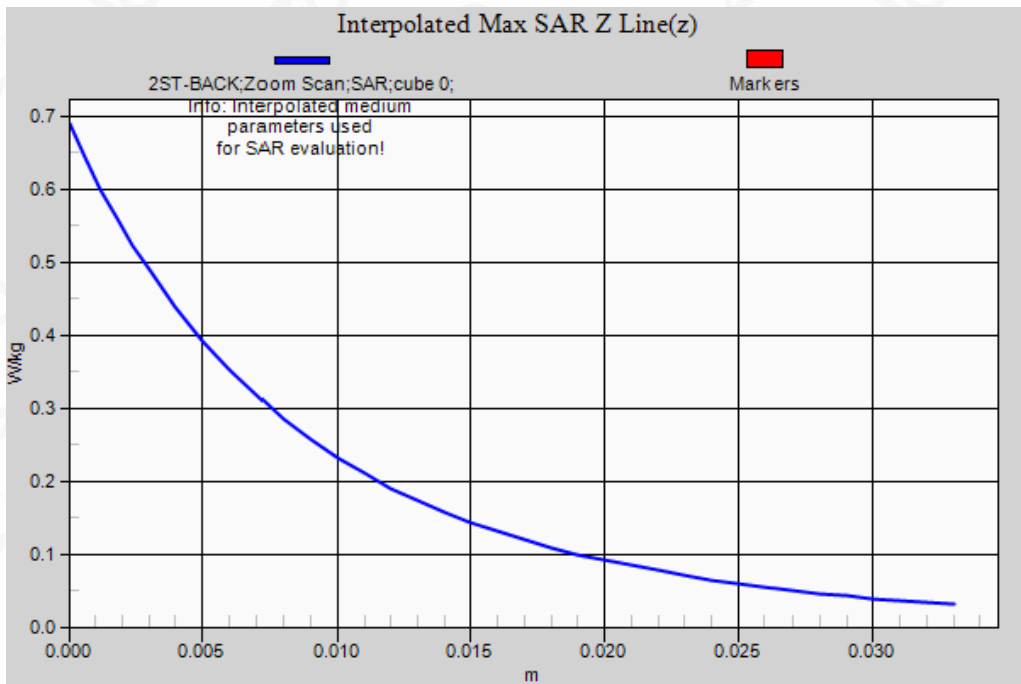


Any report having not been signed by authorized approver, or having been altered without authorization, or having not been stamped by the "Dedicated Testing/Inspection Stamp" is deemed to be invalid. Copying or excerpting portion of, or altering the content of the report is not permitted without the written authorization of AGC. The test results presented in the report apply only to the tested sample. Any objections to report issued by AGC should be submitted to AGC within 15days after the issuance of the test report. Further enquiry of validity or verification of the test report should be addressed to AGC by agc@agc-cert.com.

Attestation of Global Compliance(Shenzhen)Co., Ltd  
 Attestation of Global Compliance(Shenzhen)Std & Tech Co., Ltd  
 Tel: +86-755 2523 4088 E-mail: agc@agc-cert.com Web: http://cn.agc-cert.com/







Any report having not been signed by authorized approver, or having been altered without authorization, or having not been stamped by the "Dedicated Testing/Inspection Stamp" is deemed to be invalid. Copying or excerpting portion of, or altering the content of the report is not permitted without the written authorization of AGC. The test results presented in the report apply only to the tested sample. Any objections to report issued by AGC should be submitted to AGC within 15 days after the issuance of the test report. Further enquiry of validity or verification of the test report should be addressed to AGC by agc@agc-cert.com.



**Test Laboratory: AGC Lab**  
**PCS 1900 Mid-Touch-Right <SIM 1>**  
**DUT: Smart Phone; Type: ClearPHONE 620**

**Date: Jul. 08,2020**

Communication System: Generic GSM; Communication System Band: PCS 1900; Duty Cycle: 1:8.3;  
Frequency: 1880 MHz; Medium parameters used:  $f = 1900$  MHz;  $\sigma = 1.35$  mho/m;  $\epsilon_r = 39.66$ ;  $\rho = 1000$  kg/m<sup>3</sup> ;  
Phantom section: Right Section  
Ambient temperature (°C):21.8, Liquid temperature (°C): 21.5

DASY Configuration:

- Probe: EX3DV4 – SN:3953; ConvF(8.36, 8.36, 8.36); Calibrated: Sep. 27,2019;
- Sensor-Surface: 3mm (Mechanical Surface Detection),  $z = 1.0, 31.0$
- Electronics: DAE4 SN1398; Calibrated: Apr. 23,2020
- Phantom: SAM (20deg probe tilt) with CRP v5.0; Type: QD000P40CD;
- DASY52 52.8.7(1137); SEMCAD X 14.6.10(7164)

**RIGHT HEAD/R-C/Area Scan (8x14x1):** Measurement grid:  $dx=15$ mm,  $dy=15$ mm  
Maximum value of SAR (measured) = 0.0507 W/kg


**RIGHT HEAD/R-C/Zoom Scan (5x5x7)/Cube 0:** Measurement grid:  $dx=8$ mm,  $dy=8$ mm,  $dz=5$ mm

Reference Value = 1.647 V/m; Power Drift = 0.12 dB

Peak SAR (extrapolated) = 0.0720 W/kg

**SAR(1 g) = 0.044 W/kg; SAR(10 g) = 0.028 W/kg**

Maximum value of SAR (measured) = 0.0518 W/kg



Any report having not been signed by authorized approver, or having been altered without authorization, or having not been stamped by the "Dedicated Testing/Inspection Stamp" is deemed to be invalid. Copying or excerpting portion of, or altering the content of the report is not permitted without the written authorization of AGC. The test results presented in the report apply only to the tested sample. Any objections to report issued by AGC should be submitted to AGC within 15days after the issuance of the test report. Further enquiry of validity or verification of the test report should be addressed to AGC by [agc@agc-cert.com](mailto:agc@agc-cert.com).

Attestation of Global Compliance(Shenzhen)Co., Ltd  
Attestation of Global Compliance(Shenzhen)Std & Tech Co., Ltd  
Tel: +86-755 2523 4088 E-mail: [agc@agc-cert.com](mailto:agc@agc-cert.com) Web: <http://cn.agc-cert.com/>



**Test Laboratory: AGC Lab**  
**PCS 1900 Mid-Body- Back(MS)<SIM 1>**  
**DUT: Smart Phone; Type: ClearPHONE 620**

**Date: Jul. 08,2020**

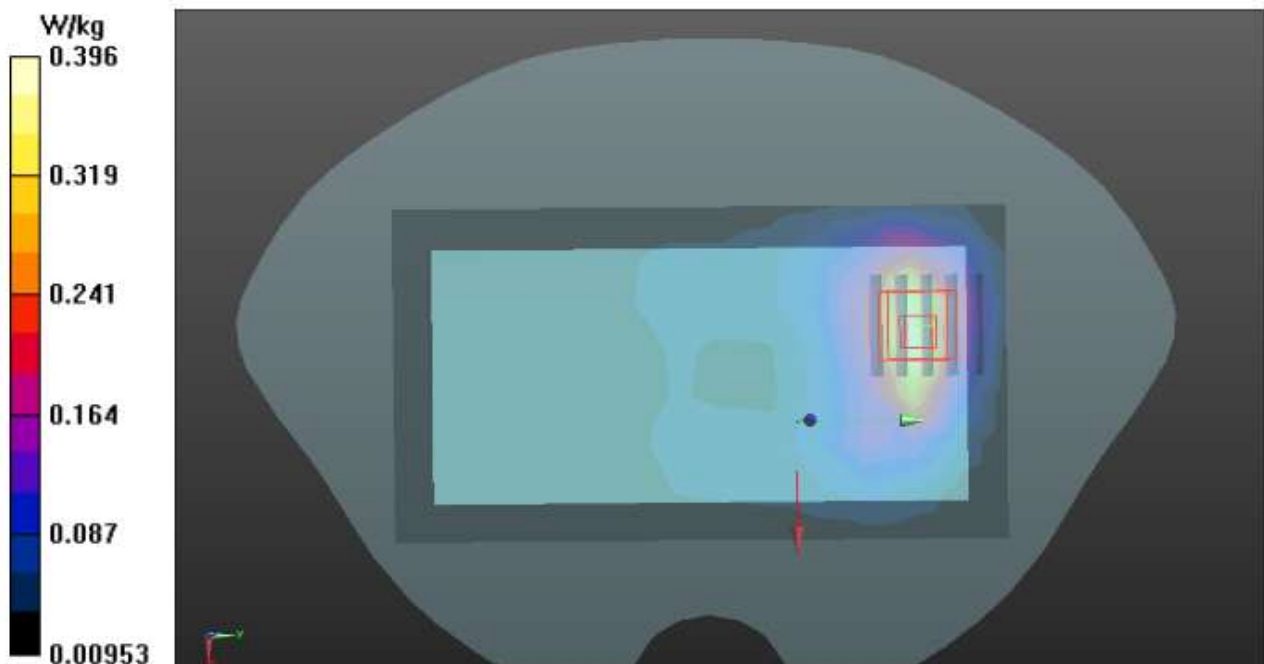
Communication System: Generic GSM; Communication System Band: PCS 1900; Duty Cycle: 1:8.3;  
 Frequency: 1880 MHz; Medium parameters used:  $f = 1900$  MHz;  $\sigma = 1.35$  mho/m;  $\epsilon_r = 39.66$ ;  $\rho = 1000$  kg/m<sup>3</sup> ;  
 Phantom section: Flat Section  
 Ambient temperature (°C):21.8, Liquid temperature (°C): 21.5

**DASY Configuration:**

- Probe: EX3DV4 – SN:3953; ConvF(8.36, 8.36, 8.36); Calibrated: Sep. 27,2019;
- Sensor-Surface: 3mm (Mechanical Surface Detection), z = 1.0, 31.0
- Electronics: DAE4 SN1398; Calibrated: Apr. 23,2020
- Phantom: SAM (20deg probe tilt) with CRP v5.0; Type: QD000P40CD;
- DASY52 52.8.7(1137); SEMCAD X 14.6.10(7164)

**BODY/BACK/Area Scan (8x14x1):** Measurement grid: dx=15mm, dy=15mm  
 Maximum value of SAR (measured) = 0.392 W/kg

**BODY/BACK/Zoom Scan (5x5x7)/Cube 0:** Measurement grid: dx=8mm, dy=8mm, dz=5mm  
 Reference Value = 4.915 V/m; Power Drift = 0.05 dB  
 Peak SAR (extrapolated) = 0.557 W/kg  
**SAR(1 g) = 0.324 W/kg; SAR(10 g) = 0.183 W/kg**  
 Maximum value of SAR (measured) = 0.396 W/kg



Any report having not been signed by authorized approver, or having been altered without authorization, or having not been stamped by the "Dedicated Testing/Inspection Stamp" is deemed to be invalid. Copying or excerpting portion of, or altering the content of the report is not permitted without the written authorization of AGC. The test results presented in the report apply only to the tested sample. Any objections to report issued by AGC should be submitted to AGC within 15days after the issuance of the test report. Further enquiry of validity or verification of the test report should be addressed to AGC by agc@agc-cert.com.

Attestation of Global Compliance(Shenzhen)Co., Ltd  
 Attestation of Global Compliance(Shenzhen)Std & Tech Co., Ltd  
 Tel: +86-755 2523 4088 E-mail: agc@agc-cert.com Web: http://cn.agc-cert.com/



**Test Laboratory: AGC Lab**  
**GPRS 1900 Mid-Body- Back (3up) < SIM 1>**  
**DUT: Smart Phone; Type: ClearPHONE 620**

**Date: Jul. 08,2020**

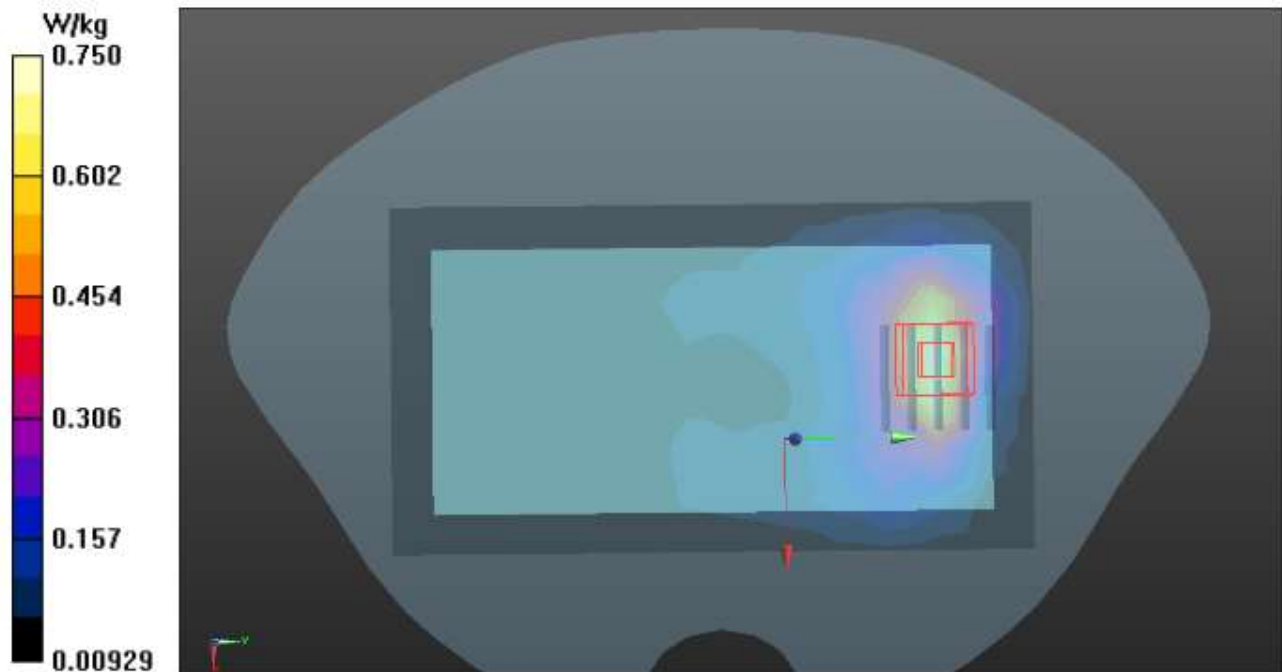
Communication System: GPRS-3 Slot; Communication System Band: PCS 1900; Duty Cycle: 1:2.7;  
 Frequency: 1880 MHz; Medium parameters used:  $f = 1900$  MHz;  $\sigma = 1.35$  mho/m;  $\epsilon_r = 39.66$ ;  $\rho = 1000$  kg/m<sup>3</sup> ;  
 Phantom section: Flat Section  
 Ambient temperature (°C):21.8, Liquid temperature (°C): 21.5

**DASY Configuration:**

- Probe: EX3DV4 – SN:3953; ConvF(8.36, 8.36, 8.36); Calibrated: Sep. 27,2019;
- Sensor-Surface: 3mm (Mechanical Surface Detection), z = 1.0, 31.0
- Electronics: DAE4 SN1398; Calibrated: Apr. 23,2020
- Phantom: SAM (20deg probe tilt) with CRP v5.0; Type: QD000P40CD;
- DASY52 52.8.7(1137); SEMCAD X 14.6.10(7164)

**BODY/3ST-BACK/Area Scan (8x14x1):** Measurement grid: dx=15mm, dy=15mm  
 Maximum value of SAR (measured) = 0.752 W/kg

**BODY/3ST-BACK/Zoom Scan (5x5x7)/Cube 0:** Measurement grid: dx=8mm, dy=8mm, dz=5mm  
 Reference Value = 6.060 V/m; Power Drift = -0.06 dB  
 Peak SAR (extrapolated) = 1.09 W/kg  
**SAR(1 g) = 0.608 W/kg; SAR(10 g) = 0.334 W/kg**  
 Maximum value of SAR (measured) = 0.750 W/kg

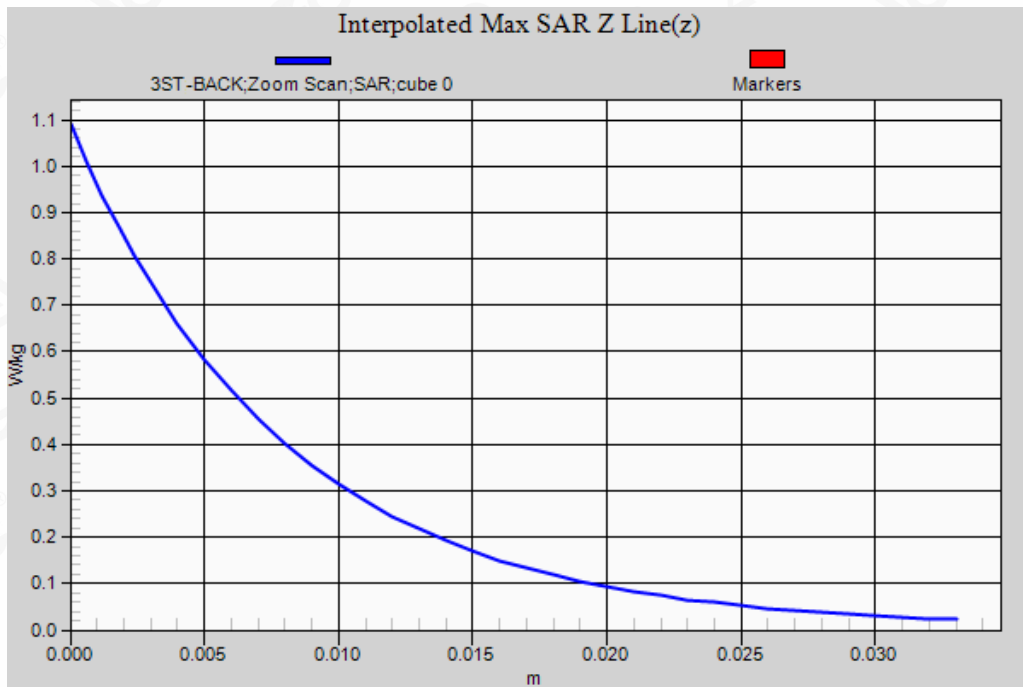


Any report having not been signed by authorized approver, or having been altered without authorization, or having not been stamped by the "Dedicated Testing/Inspection Stamp" is deemed to be invalid. Copying or excerpting portion of, or altering the content of the report is not permitted without the written authorization of AGC. The test results presented in the report apply only to the tested sample. Any objections to report issued by AGC should be submitted to AGC within 15days after the issuance of the test report. Further enquiry of validity or verification of the test report should be addressed to AGC by agc@agc-cert.com.

Attestation of Global Compliance(Shenzhen)Co., Ltd  
 Attestation of Global Compliance(Shenzhen)Std & Tech Co., Ltd  
 Tel: +86-755 2523 4088 E-mail: agc@agc-cert.com Web: http://cn.agc-cert.com/







Any report having not been signed by authorized approver, or having been altered without authorization, or having not been stamped by the "Dedicated Testing/Inspection Stamp" is deemed to be invalid. Copying or excerpting portion of, or altering the content of the report is not permitted without the written authorization of AGC. The test results presented in the report apply only to the tested sample. Any objections to report issued by AGC should be submitted to AGC within 15 days after the issuance of the test report. Further enquiry of validity or verification of the test report should be addressed to AGC by agc@agc-cert.com.

Attestation of Global Compliance(Shenzhen)Co., Ltd  
Attestation of Global Compliance(Shenzhen)Std & Tech Co., Ltd  
Tel: +86-755 2523 4088 E-mail: agc@agc-cert.com Web: http://cn.agc-cert.com/



**Test Laboratory: AGC Lab**  
**WCDMA Band II Mid-Touch-Right**  
**DUT: Smart Phone; Type: ClearPHONE 620**

**Date: Jul. 08,2020**

Communication System: UMTS; Communication System Band: Band II UTRA/FDD ;Duty Cycle:1:1; Frequency: 1880 MHz; Medium parameters used:  $f = 1900$  MHz;  $\sigma = 1.35$  mho/m;  $\epsilon_r = 39.66$ ;  $\rho = 1000$  kg/m<sup>3</sup> ;  
Phantom section: Right Section  
Ambient temperature (°C):21.8, Liquid temperature (°C): 21.5

DASY Configuration:

- Probe: EX3DV4 – SN:3953; ConvF(8.36, 8.36, 8.36); Calibrated: Sep. 27,2019;
- Sensor-Surface: 3mm (Mechanical Surface Detection),  $z = 1.0, 31.0$
- Electronics: DAE4 SN1398; Calibrated: Apr. 23,2020
- Phantom: SAM (20deg probe tilt) with CRP v5.0; Type: QD000P40CD;
- DASY52 52.8.7(1137); SEMCAD X 14.6.10(7164)

**RIGHT HEAD/R-C/Area Scan (8x14x1):** Measurement grid:  $dx=15$ mm,  $dy=15$ mm  
Maximum value of SAR (measured) = 0.126 W/kg


**RIGHT HEAD/R-C/Zoom Scan (5x5x7)/Cube 0:** Measurement grid:  $dx=8$ mm,  $dy=8$ mm,  $dz=5$ mm

Reference Value = 3.061 V/m; Power Drift = 0.17 dB

Peak SAR (extrapolated) = 0.164 W/kg

**SAR(1 g) = 0.112 W/kg; SAR(10 g) = 0.070 W/kg**

Maximum value of SAR (measured) = 0.130 W/kg



Any report having not been signed by authorized approver, or having been altered without authorization, or having not been stamped by the "Dedicated Testing/Inspection Stamp" is deemed to be invalid. Copying or excerpting portion of, or altering the content of the report is not permitted without the written authorization of AGC. The test results presented in the report apply only to the tested sample. Any objections to report issued by AGC should be submitted to AGC within 15days after the issuance of the test report. Further enquiry of validity or verification of the test report should be addressed to AGC by [agc@agc-cert.com](mailto:agc@agc-cert.com).

Attestation of Global Compliance(Shenzhen)Co., Ltd  
Attestation of Global Compliance(Shenzhen)Std & Tech Co., Ltd  
Tel: +86-755 2523 4088 E-mail: [agc@agc-cert.com](mailto:agc@agc-cert.com) Web: <http://cn.agc-cert.com/>



**Test Laboratory: AGC Lab**  
**WCDMA Band II Mid -Body-Towards Grounds**  
**DUT: Smart Phone; Type: ClearPHONE 620**

**Date: Jul. 08,2020**

Communication System: UMTS; Communication System Band: Band II UTRA/FDD ;Duty Cycle:1:1; Frequency: 1880 MHz; Medium parameters used:  $f = 1900$  MHz;  $\sigma = 1.35$  mho/m;  $\epsilon_r = 39.66$ ;  $\rho = 1000$  kg/m<sup>3</sup> ;  
Phantom section: Flat Section  
Ambient temperature (°C):21.8, Liquid temperature (°C): 21.5

DASY Configuration:

- Probe: EX3DV4 – SN:3953; ConvF(8.36, 8.36, 8.36); Calibrated: Sep. 27,2019;
- Sensor-Surface: 3mm (Mechanical Surface Detection), z = 1.0, 31.0
- Electronics: DAE4 SN1398; Calibrated: Apr. 23,2020
- Phantom: SAM (20deg probe tilt) with CRP v5.0; Type: QD000P40CD;
- DASY52 52.8.7(1137); SEMCAD X 14.6.10(7164)

**BODY/BACK/Area Scan (8x14x1):** Measurement grid: dx=15mm, dy=15mm  
Maximum value of SAR (measured) = 0.873 W/kg

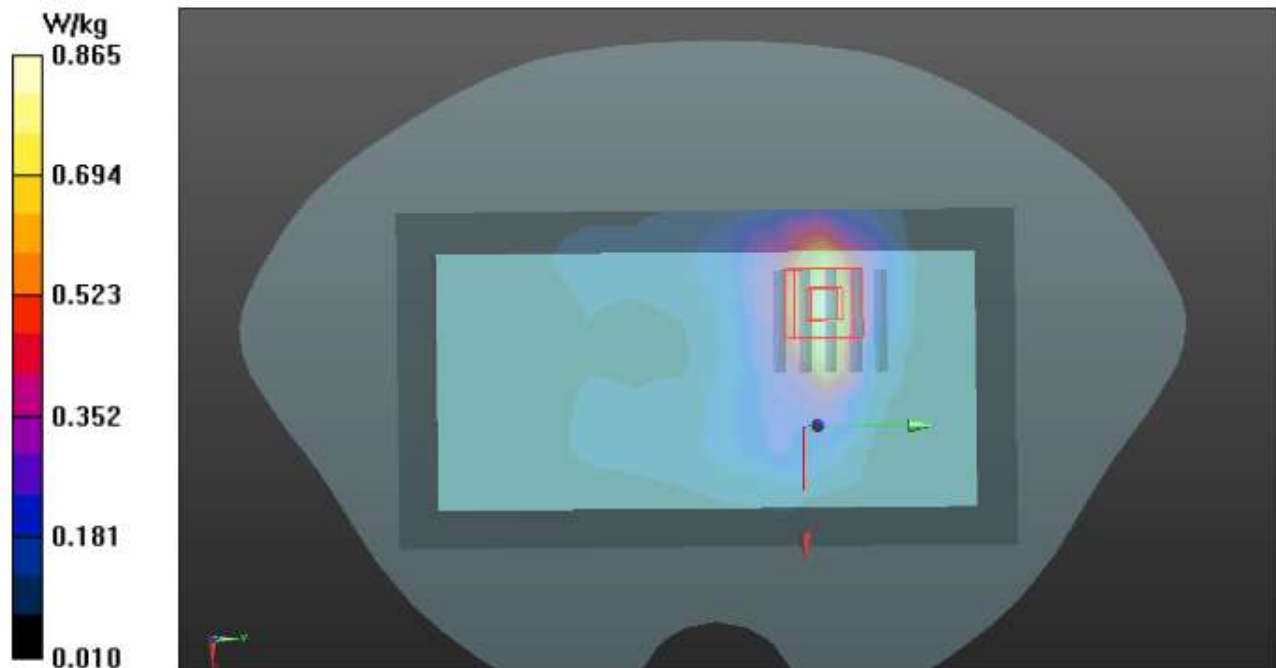
**BODY/BACK/Zoom Scan (5x5x7)/Cube 0:** Measurement grid: dx=8mm, dy=8mm, dz=5mm

Reference Value = 8.397 V/m; Power Drift = 0.10 dB

Peak SAR (extrapolated) = 1.24 W/kg

**SAR(1 g) = 0.707 W/kg; SAR(10 g) = 0.394 W/kg**

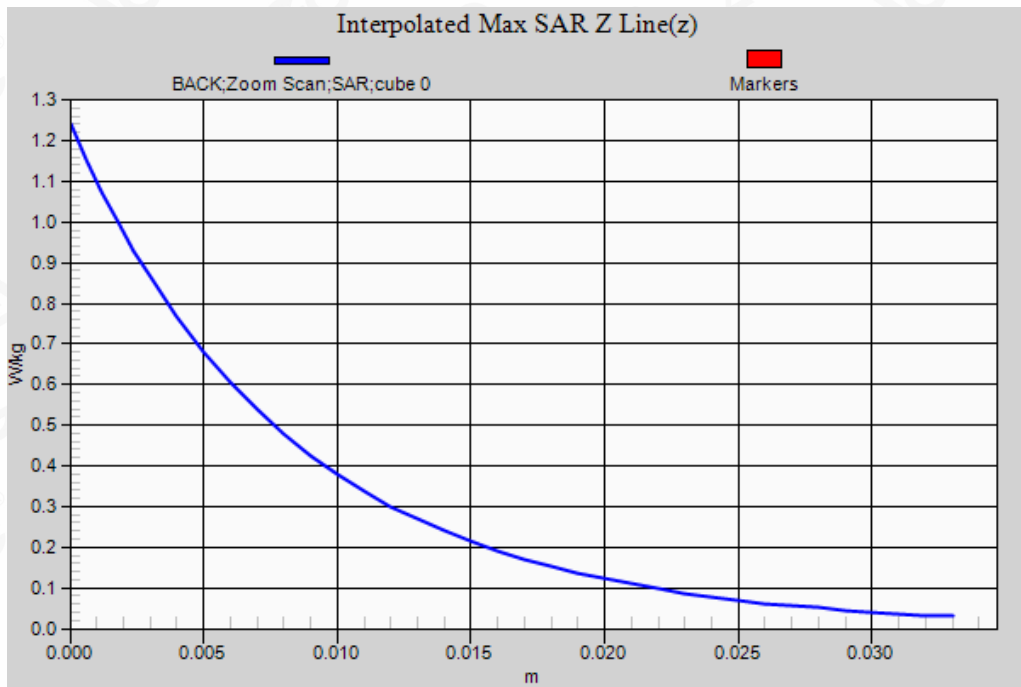
Maximum value of SAR (measured) = 0.865 W/kg



Any report having not been signed by authorized approver, or having been altered without authorization, or having not been stamped by the "Dedicated Testing/Inspection Stamp" is deemed to be invalid. Copying or excerpting portion of, or altering the content of the report is not permitted without the written authorization of AGC. The test results presented in the report apply only to the tested sample. Any objections to report issued by AGC should be submitted to AGC within 15 days after the issuance of the test report. Further enquiry of validity or verification of the test report should be addressed to AGC by agc@agc-cert.com.

Attestation of Global Compliance(Shenzhen)Co., Ltd  
Attestation of Global Compliance(Shenzhen)Std & Tech Co., Ltd  
Tel: +86-755 2523 4088 E-mail: agc@agc-cert.com Web: http://cn.agc-cert.com/





Any report having not been signed by authorized approver, or having been altered without authorization, or having not been stamped by the "Dedicated Testing/Inspection Stamp" is deemed to be invalid. Copying or excerpting portion of, or altering the content of the report is not permitted without the written authorization of AGC. The test results presented in the report apply only to the tested sample. Any objections to report issued by AGC should be submitted to AGC within 15 days after the issuance of the test report. Further enquiry of validity or verification of the test report should be addressed to AGC by agc@agc-cert.com.

Attestation of Global Compliance(Shenzhen)Co., Ltd  
 Attestation of Global Compliance(Shenzhen)Std & Tech Co., Ltd  
 Tel: +86-755 2523 4088 E-mail: agc@agc-cert.com Web: http://cn.agc-cert.com/





**Test Laboratory: AGC Lab**  
**WCDMA Band IV Mid-Touch-Right**  
**DUT: Smart Phone; Type: ClearPHONE 620**

**Date: Jul. 09,2020**

Communication System: UMTS; Communication System Band: BAND IV UTRA/FDD;Duty Cycle:1:1;  
Frequency: 1732.5 MHz; Medium parameters used:  $f = 1750$  MHz;  $\sigma=1.36$  mho/m;  $\epsilon_r =41.89$ ;  $\rho= 1000$  kg/m<sup>3</sup> ;  
Phantom section: Right Section  
Ambient temperature (°C): 21.2, Liquid temperature (°C): 20.9

DASY Configuration:

- Probe: EX3DV4 – SN:3953; ConvF(8.61, 8.61, 8.61); Calibrated: Sep. 27,2019;
- Sensor-Surface: 3mm (Mechanical Surface Detection), z = 1.0, 31.0
- Electronics: DAE4 SN1398; Calibrated: Apr. 23,2020
- Phantom: SAM (20deg probe tilt) with CRP v5.0; Type: QD000P40CD;
- DASY52 52.8.7(1137); SEMCAD X 14.6.10(7164)

**RIGHT HEAD/R-C/Area Scan (8x14x1):** Measurement grid: dx=15mm, dy=15mm  
Maximum value of SAR (measured) = 0.0641 W/kg


**RIGHT HEAD/R-C/Zoom Scan (5x5x7)/Cube 0:** Measurement grid: dx=8mm, dy=8mm, dz=5mm

Reference Value = 3.078 V/m; Power Drift = -0.16 dB

Peak SAR (extrapolated) = 0.0850 W/kg

**SAR(1 g) = 0.059 W/kg; SAR(10 g) = 0.041 W/kg**

Maximum value of SAR (measured) = 0.0657 W/kg



Any report having not been signed by authorized approver, or having been altered without authorization, or having not been stamped by the "Dedicated Testing/Inspection Stamp" is deemed to be invalid. Copying or excerpting portion of, or altering the content of the report is not permitted without the written authorization of AGC. The test results presented in the report apply only to the tested sample. Any objections to report issued by AGC should be submitted to AGC within 15days after the issuance of the test report. Further enquiry of validity or verification of the test report should be addressed to AGC by agc@agc-cert.com.

Attestation of Global Compliance(Shenzhen)Co., Ltd  
Attestation of Global Compliance(Shenzhen)Std & Tech Co., Ltd  
Tel: +86-755 2523 4088 E-mail: agc@agc-cert.com Web: http://cn.agc-cert.com/



**Test Laboratory: AGC Lab**  
**WCDMA Band IV Mid-Edge3**  
**DUT: Smart Phone; Type: ClearPHONE 620**

**Date: Jul. 09,2020**

Communication System: UMTS; Communication System Band: BAND IV UTRA/FDD;Duty Cycle:1:1;  
Frequency: 1732.5 MHz; Medium parameters used:  $f = 1750$  MHz; $\sigma=1.36$  mho/m;  $\epsilon_r = 41.89$ ;  $\rho= 1000$  kg/m<sup>3</sup> ;  
Phantom section: Flat Section  
Ambient temperature (°C): 21.2, Liquid temperature (°C): 20.9

DASY Configuration:

- Probe: EX3DV4 – SN:3953; ConvF(8.61, 8.61, 8.61); Calibrated: Sep. 27,2019;
- Sensor-Surface: 3mm (Mechanical Surface Detection), z = 1.0, 31.0
- Electronics: DAE4 SN1398; Calibrated: Apr. 23,2020
- Phantom: SAM (20deg probe tilt) with CRP v5.0; Type: QD000P40CD;
- DASY52 52.8.7(1137); SEMCAD X 14.6.10(7164)

**BODY/3/Area Scan (7x10x1):** Measurement grid: dx=15mm, dy=15mm  
Maximum value of SAR (measured) = 0.405 W/kg

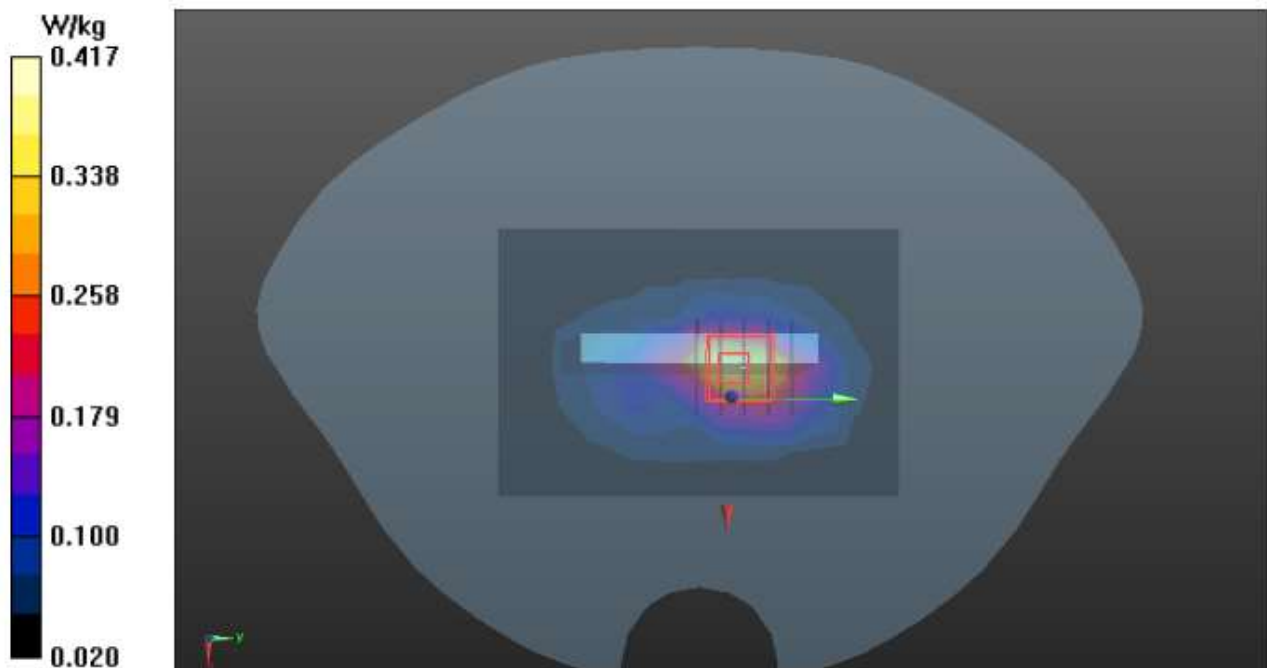
**BODY/3/Zoom Scan (5x5x7)/Cube 0:** Measurement grid: dx=8mm, dy=8mm, dz=5mm

Reference Value = 15.872 V/m; Power Drift = -0.13 dB

Peak SAR (extrapolated) = 0.616 W/kg

**SAR(1 g) = 0.345 W/kg; SAR(10 g) = 0.193 W/kg**

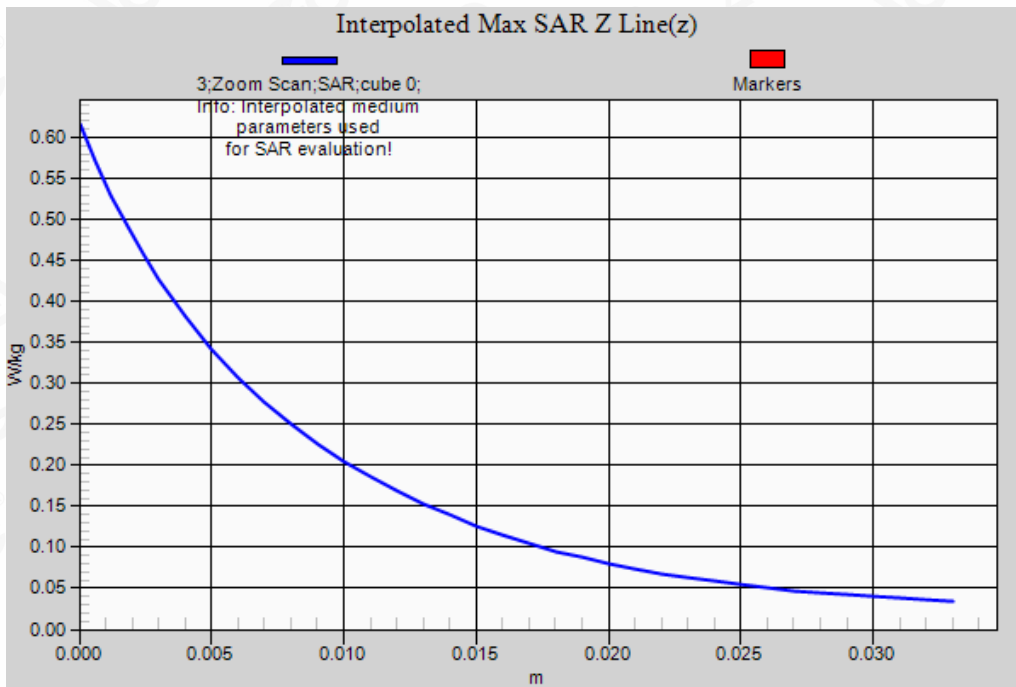
Maximum value of SAR (measured) = 0.417 W/kg



Any report having not been signed by authorized approver, or having been altered without authorization, or having not been stamped by the "Dedicated Testing/Inspection Stamp" is deemed to be invalid. Copying or excerpting portion of, or altering the content of the report is not permitted without the written authorization of AGC. The test results presented in the report apply only to the tested sample. Any objections to report issued by AGC should be submitted to AGC within 15 days after the issuance of the test report. Further enquiry of validity or verification of the test report should be addressed to AGC by agc@agc-cert.com.

Attestation of Global Compliance(Shenzhen)Co., Ltd  
Attestation of Global Compliance(Shenzhen)Std & Tech Co., Ltd  
Tel: +86-755 2523 4088 E-mail: agc@agc-cert.com Web: http://cn.agc-cert.com/





Any report having not been signed by authorized approver, or having been altered without authorization, or having not been stamped by the "Dedicated Testing/Inspection Stamp" is deemed to be invalid. Copying or excerpting portion of, or altering the content of the report is not permitted without the written authorization of AGC. The test results presented in the report apply only to the tested sample. Any objections to report issued by AGC should be submitted to AGC within 15 days after the issuance of the test report. Further enquiry of validity or verification of the test report should be addressed to AGC by agc@agc-cert.com.

Attestation of Global Compliance(Shenzhen)Co., Ltd  
 Attestation of Global Compliance(Shenzhen)Std & Tech Co., Ltd  
 Tel: +86-755 2523 4088 E-mail: agc@agc-cert.com Web: http://cn.agc-cert.com/



**Test Laboratory: AGC Lab**  
**WCDMA Band V Mid-Touch-Left**  
**DUT: Smart Phone; Type: ClearPHONE 620**

**Date: Jul. 09,2020**


Communication System: UMTS; Communication System Band: BAND V UTRA/FDD;Duty Cycle:1:1;  
Frequency: 836.6 MHz; Medium parameters used:  $f = 835$  MHz;  $\sigma=0.91$  mho/m;  $\epsilon_r = 39.55$ ;  $\rho = 1000$  kg/m<sup>3</sup> ;  
Phantom section: Left Section  
Ambient temperature (°C):21.5, Liquid temperature (°C): 21.2

DASY Configuration:

- Probe: EX3DV4 – SN:3953; ConvF(10.09, 10.09, 10.09); Calibrated: Sep. 27,2019;
- Sensor-Surface: 3mm (Mechanical Surface Detection), z = 1.0, 31.0
- Electronics: DAE4 SN1398; Calibrated: Apr. 23,2020
- Phantom: SAM (20deg probe tilt) with CRP v5.0; Type: QD000P40CD;
- DASY52 52.8.7(1137); SEMCAD X 14.6.10(7164)

**LEFT HEAD/L-C/Area Scan (8x14x1):** Measurement grid: dx=15mm, dy=15mm  
Maximum value of SAR (measured) = 0.0956 W/kg

**LEFT HEAD/L-C/Zoom Scan (5x5x7)/Cube 0:** Measurement grid: dx=8mm, dy=8mm, dz=5mm  
Reference Value = 3.677 V/m; Power Drift = -0.11 dB  
Peak SAR (extrapolated) = 0.109 W/kg  
**SAR(1 g) = 0.089 W/kg; SAR(10 g) = 0.069 W/kg**  
Maximum value of SAR (measured) = 0.0974 W/kg



Any report having not been signed by authorized approver, or having been altered without authorization, or having not been stamped by the "Dedicated Testing/Inspection Stamp" is deemed to be invalid. Copying or excerpting portion of, or altering the content of the report is not permitted without the written authorization of AGC. The test results presented in the report apply only to the tested sample. Any objections to report issued by AGC should be submitted to AGC within 15days after the issuance of the test report. Further enquiry of validity or verification of the test report should be addressed to AGC by agc@agc-cert.com.

Attestation of Global Compliance(Shenzhen)Co., Ltd  
Attestation of Global Compliance(Shenzhen)Std & Tech Co., Ltd  
Tel: +86-755 2523 4088 E-mail: agc@agc-cert.com Web: http://cn.agc-cert.com/





**Test Laboratory: AGC Lab**  
**WCDMA Band V Mid-Body-Towards Grounds**  
**DUT: Smart Phone; Type: ClearPHONE 620**

**Date: Jul. 09,2020**

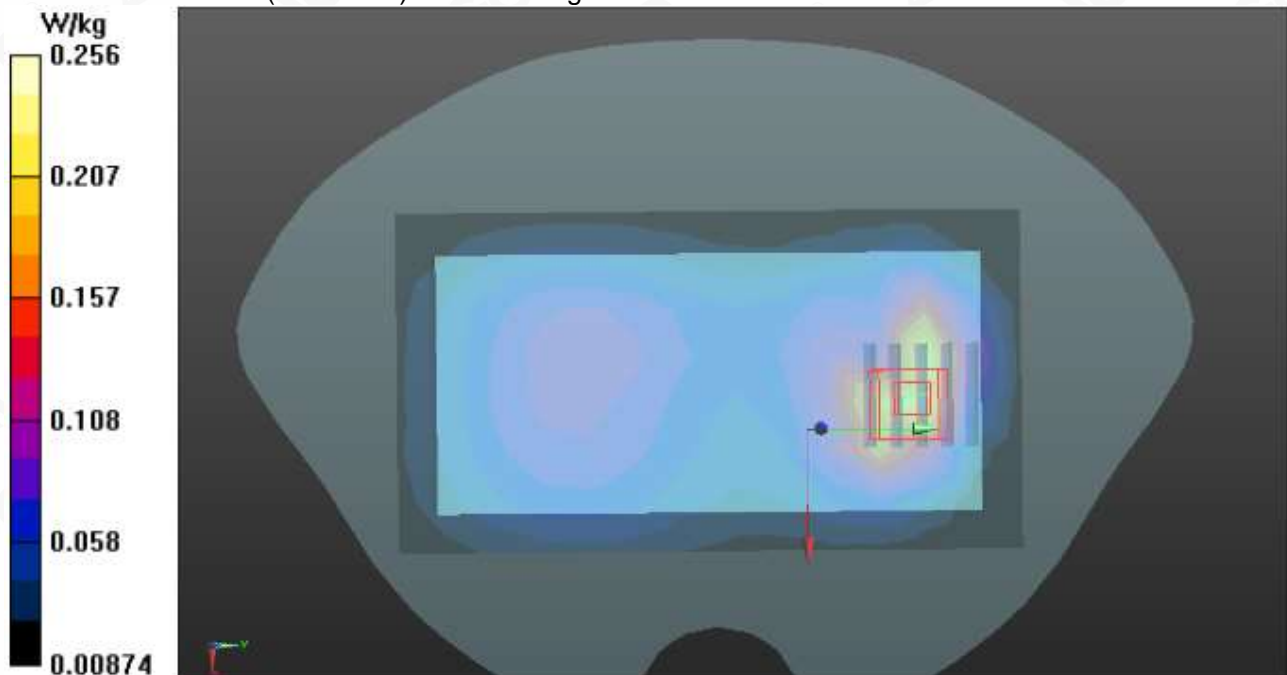
Communication System: UMTS; Communication System Band: BAND V UTRA/FDD;Duty Cycle:1:1;  
Frequency: 836.6 MHz; Medium parameters used:  $f = 835 \text{ MHz}$ ;  $\sigma=0.91 \text{ mho/m}$ ;  $\epsilon_r = 39.55$ ;  $\rho = 1000 \text{ kg/m}^3$  ;  
Phantom section: Flat Section  
Ambient temperature ( $^{\circ}\text{C}$ ):21.5, Liquid temperature ( $^{\circ}\text{C}$ ): 21.2

DASY Configuration:

- Probe: EX3DV4 – SN:3953; ConvF(10.09, 10.09, 10.09); Calibrated: Sep. 27,2019;
- Sensor-Surface: 3mm (Mechanical Surface Detection),  $z = 1.0, 31.0$
- Electronics: DAE4 SN1398; Calibrated: Apr. 23,2020
- Phantom: SAM (20deg probe tilt) with CRP v5.0; Type: QD000P40CD;
- DASY52 52.8.7(1137); SEMCAD X 14.6.10(7164)

**BODY/BACK/Area Scan (8x14x1):** Measurement grid:  $dx=15\text{mm}$ ,  $dy=15\text{mm}$   
Maximum value of SAR (measured) = 0.230 W/kg

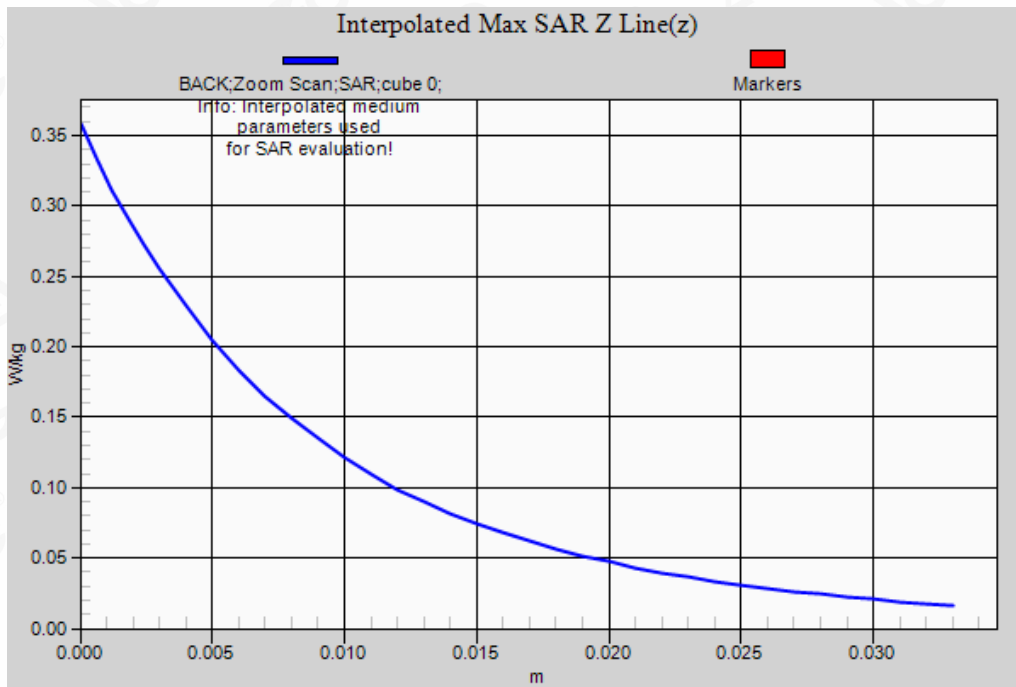
**BODY/BACK/Zoom Scan (5x5x7)/Cube 0:** Measurement grid:  $dx=8\text{mm}$ ,  $dy=8\text{mm}$ ,  $dz=5\text{mm}$   
Reference Value = 8.748 V/m; Power Drift = 0.06 dB  
Peak SAR (extrapolated) = 0.358 W/kg  
**SAR(1 g) = 0.208 W/kg; SAR(10 g) = 0.122 W/kg**  
Maximum value of SAR (measured) = 0.256 W/kg



Any report having not been signed by authorized approver, or having been altered without authorization, or having not been stamped by the "Dedicated Testing/Inspection Stamp" is deemed to be invalid. Copying or excerpting portion of, or altering the content of the report is not permitted without the written authorization of AGC. The test results presented in the report apply only to the tested sample. Any objections to report issued by AGC should be submitted to AGC within 15days after the issuance of the test report. Further enquiry of validity or verification of the test report should be addressed to AGC by [agc@agc-cert.com](mailto:agc@agc-cert.com).

Attestation of Global Compliance(Shenzhen)Co., Ltd  
Attestation of Global Compliance(Shenzhen)Std & Tech Co., Ltd  
Tel: +86-755 2523 4088 E-mail: [agc@agc-cert.com](mailto:agc@agc-cert.com) Web: <http://cn.agc-cert.com/>





Any report having not been signed by authorized approver, or having been altered without authorization, or having not been stamped by the "Dedicated Testing/Inspection Stamp" is deemed to be invalid. Copying or excerpting portion of, or altering the content of the report is not permitted without the written authorization of AGC. The test results presented in the report apply only to the tested sample. Any objections to report issued by AGC should be submitted to AGC within 15 days after the issuance of the test report. Further enquiry of validity or verification of the test report should be addressed to AGC by [agc@agc-cert.com](mailto:agc@agc-cert.com).

Attestation of Global Compliance(Shenzhen)Co., Ltd  
 Attestation of Global Compliance(Shenzhen)Std & Tech Co., Ltd  
 Tel: +86-755 2523 4088 E-mail: [agc@agc-cert.com](mailto:agc@agc-cert.com) Web: <http://cn.agc-cert.com/>



**Test Laboratory: AGC Lab**  
**LTE Band 2 Mid-Touch-Right <SIM 1>**  
**DUT: Smart Phone; Type: ClearPHONE 620**

**Date: Jul. 14,2020**

Communication System: LTE; Communication System Band: LTE Band 2; Duty Cycle: 1:1;  
Frequency: 1880 MHz; Medium parameters used:  $f = 1900$  MHz;  $\sigma = 1.35$  mho/m;  $\epsilon_r = 40.13$ ;  $\rho = 1000$  kg/m<sup>3</sup> ;  
Phantom section: Right Section  
Ambient temperature (°C): 21.4, Liquid temperature (°C): 21.3

DASY Configuration:

- Probe: EX3DV4 – SN:3953; ConvF(8.36, 8.36, 8.36); Calibrated: Sep. 27,2019;
- Sensor-Surface: 3mm (Mechanical Surface Detection),  $z = 1.0, 31.0$
- Electronics: DAE4 SN1398; Calibrated: Apr. 23,2020
- Phantom: SAM (20deg probe tilt) with CRP v5.0; Type: QD000P40CD;
- DASY52 52.8.7(1137); SEMCAD X 14.6.10(7164)


**RIGHT HEAR/R-C/Area Scan (8x14x1):** Measurement grid:  $dx=15$ mm,  $dy=15$ mm  
Maximum value of SAR (measured) = 0.114 W/kg

**RIGHT HEAR/R-C/Zoom Scan (5x5x7)/Cube 0:** Measurement grid:  $dx=8$ mm,  $dy=8$ mm,  $dz=5$ mm  
Reference Value = 1.945 V/m; Power Drift = 0.13 dB

Peak SAR (extrapolated) = 0.160 W/kg

**SAR(1 g) = 0.100 W/kg; SAR(10 g) = 0.061 W/kg**

Maximum value of SAR (measured) = 0.118 W/kg



Any report having not been signed by authorized approver, or having been altered without authorization, or having not been stamped by the "Dedicated Testing/Inspection Stamp" is deemed to be invalid. Copying or excerpting portion of, or altering the content of the report is not permitted without the written authorization of AGC. The test results presented in the report apply only to the tested sample. Any objections to report issued by AGC should be submitted to AGC within 15 days after the issuance of the test report. Further enquiry of validity or verification of the test report should be addressed to AGC by [agc@agc-cert.com](mailto:agc@agc-cert.com).

Attestation of Global Compliance(Shenzhen)Co., Ltd  
Attestation of Global Compliance(Shenzhen)Std & Tech Co., Ltd  
Tel: +86-755 2523 4088 E-mail: [agc@agc-cert.com](mailto:agc@agc-cert.com) Web: <http://cn.agc-cert.com/>



**Test Laboratory: AGC Lab**  
**LTE Band 2 Mid-Edge3 (1 RB#0)**  
**DUT: Smart Phone; Type: ClearPHONE 620**

**Date: Jul. 14,2020**

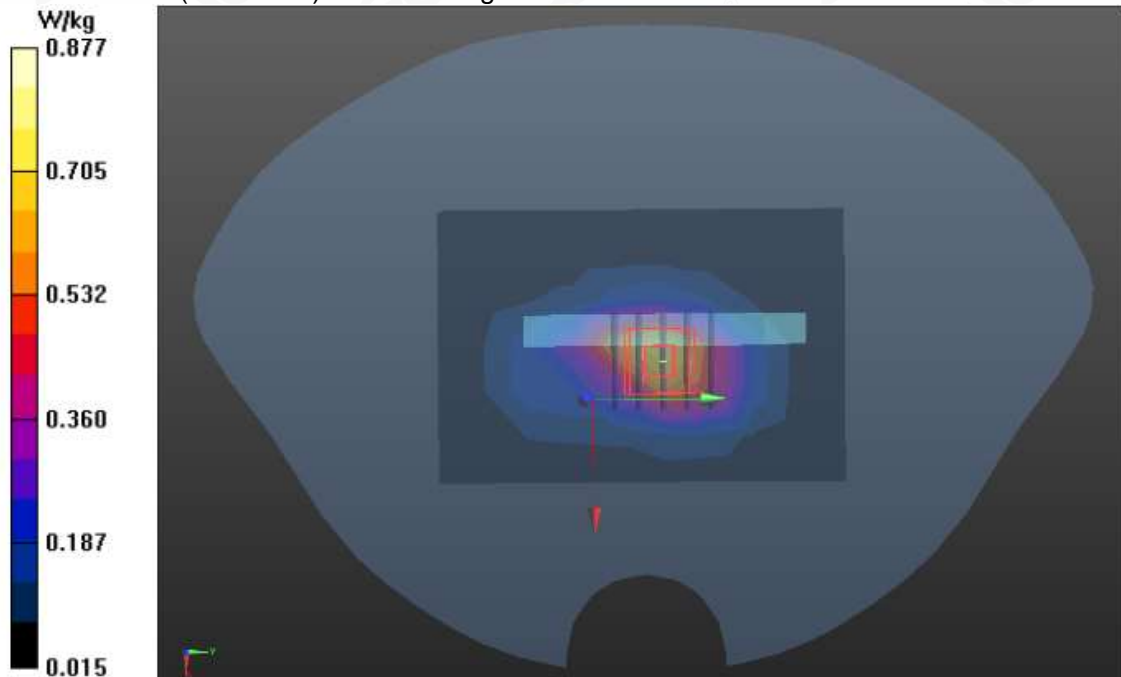
Communication System: LTE; Communication System Band: LTE Band 2; Duty Cycle: 1:1;  
Frequency: 1880 MHz; Medium parameters used:  $f = 1900$  MHz;  $\sigma = 1.35$  mho/m;  $\epsilon_r = 40.13$ ;  $\rho = 1000$  kg/m<sup>3</sup> ;  
Phantom section: Flat Section  
Ambient temperature (°C): 21.4, Liquid temperature (°C): 21.3

**DASY Configuration:**

- Probe: EX3DV4 – SN:3953; ConvF(8.36, 8.36, 8.36); Calibrated: Sep. 27,2019;
- Sensor-Surface: 3mm (Mechanical Surface Detection), z = 1.0, 31.0
- Electronics: DAE4 SN1398; Calibrated: Apr. 23,2020
- Phantom: SAM (20deg probe tilt) with CRP v5.0; Type: QD000P40CD;
- DASY52 52.8.7(1137); SEMCAD X 14.6.10(7164)

**BODY3/3/Area Scan (7x10x1):** Measurement grid: dx=15mm, dy=15mm  
Maximum value of SAR (measured) = 0.782 W/kg

**BODY3/3/Zoom Scan (5x5x7)/Cube 0:** Measurement grid: dx=8mm, dy=8mm, dz=5mm  
Reference Value = 23.394 V/m; Power Drift = -0.14 dB  
Peak SAR (extrapolated) = 1.26 W/kg  
**SAR(1 g) = 0.710 W/kg; SAR(10 g) = 0.381 W/kg**  
Maximum value of SAR (measured) = 0.877 W/kg

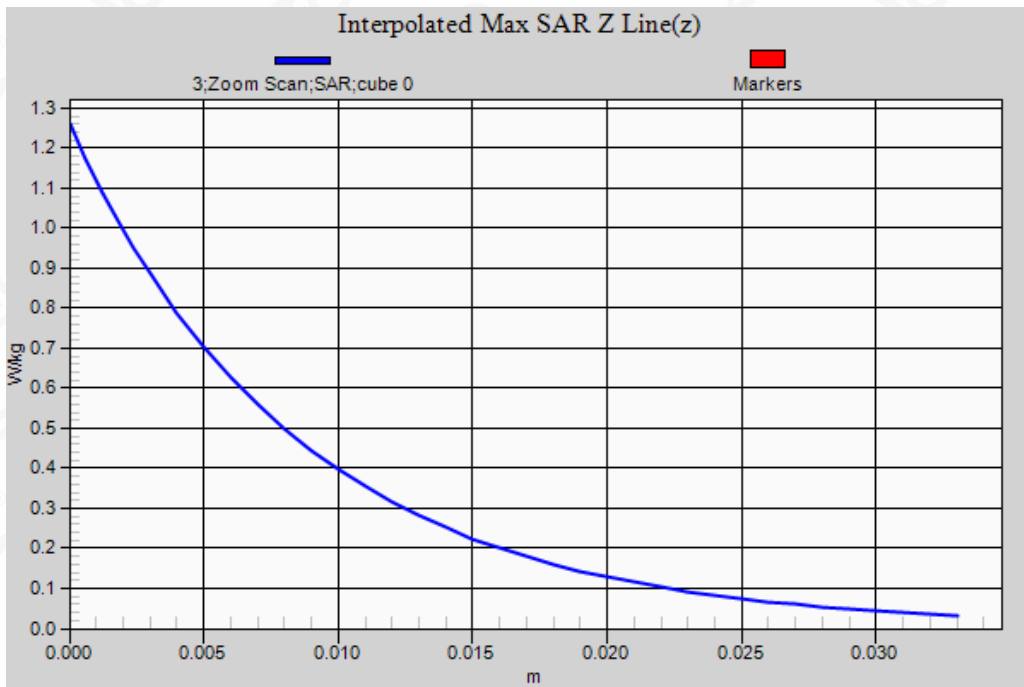


Any report having not been signed by authorized approver, or having been altered without authorization, or having not been stamped by the "Dedicated Testing/Inspection Stamp" is deemed to be invalid. Copying or excerpting portion of, or altering the content of the report is not permitted without the written authorization of AGC. The test results presented in the report apply only to the tested sample. Any objections to report issued by AGC should be submitted to AGC within 15days after the issuance of the test report. Further enquiry of validity or verification of the test report should be addressed to AGC by agc@agc-cert.com.

Attestation of Global Compliance(Shenzhen)Co., Ltd  
Attestation of Global Compliance(Shenzhen)Std & Tech Co., Ltd  
Tel: +86-755 2523 4088 E-mail: agc@agc-cert.com Web: http://cn.agc-cert.com/







Any report having not been signed by authorized approver, or having been altered without authorization, or having not been stamped by the "Dedicated Testing/Inspection Stamp" is deemed to be invalid. Copying or excerpting portion of, or altering the content of the report is not permitted without the written authorization of AGC. The test results presented in the report apply only to the tested sample. Any objections to report issued by AGC should be submitted to AGC within 15 days after the issuance of the test report. Further enquiry of validity or verification of the test report should be addressed to AGC by [agc@agc-cert.com](mailto:agc@agc-cert.com).

Attestation of Global Compliance(Shenzhen)Co., Ltd  
 Attestation of Global Compliance(Shenzhen)Std & Tech Co., Ltd  
 Tel: +86-755 2523 4088 E-mail: [agc@agc-cert.com](mailto:agc@agc-cert.com) Web: <http://cn.agc-cert.com/>



**Test Laboratory: AGC Lab**  
**LTE Band 4 Mid-Touch-Right (1 RB#0)**  
**DUT: Smart Phone; Type: ClearPHONE 620**

**Date: Jul. 15,2020**


Communication System: LTE; Communication System Band: LTE Band 4; Duty Cycle:1:1;  
Frequency:1732.5 MHz; Medium parameters used:  $f = 1750$  MHz;  $\sigma = 1.36$  mho/m;  $\epsilon_r = 41.89$ ;  $\rho = 1000$  kg/m<sup>3</sup> ;  
Phantom section: Right Section  
Ambient temperature (°C): 21.2, Liquid temperature (°C): 20.9

DASY Configuration:

- Probe: EX3DV4 – SN:3953; ConvF(8.61, 8.61, 8.61); Calibrated: Sep. 27,2019;
- Sensor-Surface: 3mm (Mechanical Surface Detection), z = 1.0, 31.0
- Electronics: DAE4 SN1398; Calibrated: Apr. 23,2020
- Phantom: SAM (20deg probe tilt) with CRP v5.0; Type: QD000P40CD;
- DASY52 52.8.7(1137); SEMCAD X 14.6.10(7164)

**RIGHT HEAD/R-C/Area Scan (8x14x1):** Measurement grid: dx=15mm, dy=15mm  
Maximum value of SAR (measured) = 0.0348 W/kg

**RIGHT HEAD/R-C/Zoom Scan (5x5x7)/Cube 0:** Measurement grid: dx=8mm, dy=8mm, dz=5mm  
Reference Value = 2.550 V/m; Power Drift = 0.13 dB  
Peak SAR (extrapolated) = 0.0470 W/kg  
**SAR(1 g) = 0.031 W/kg; SAR(10 g) = 0.020 W/kg**  
Maximum value of SAR (measured) = 0.0350 W/kg



Any report having not been signed by authorized approver, or having been altered without authorization, or having not been stamped by the "Dedicated Testing/Inspection Stamp" is deemed to be invalid. Copying or excerpting portion of, or altering the content of the report is not permitted without the written authorization of AGC. The test results presented in the report apply only to the tested sample. Any objections to report issued by AGC should be submitted to AGC within 15 days after the issuance of the test report. Further enquiry of validity or verification of the test report should be addressed to AGC by agc@agc-cert.com.

Attestation of Global Compliance(Shenzhen)Co., Ltd  
Attestation of Global Compliance(Shenzhen)Std & Tech Co., Ltd  
Tel: +86-755 2523 4088 E-mail: agc@agc-cert.com Web: http://cn.agc-cert.com/



**Test Laboratory: AGC Lab**  
**LTE Band 4 Mid-Body-Back (1 RB#0)**  
**DUT: Smart Phone; Type: ClearPHONE 620**

**Date: Jul. 15,2020**

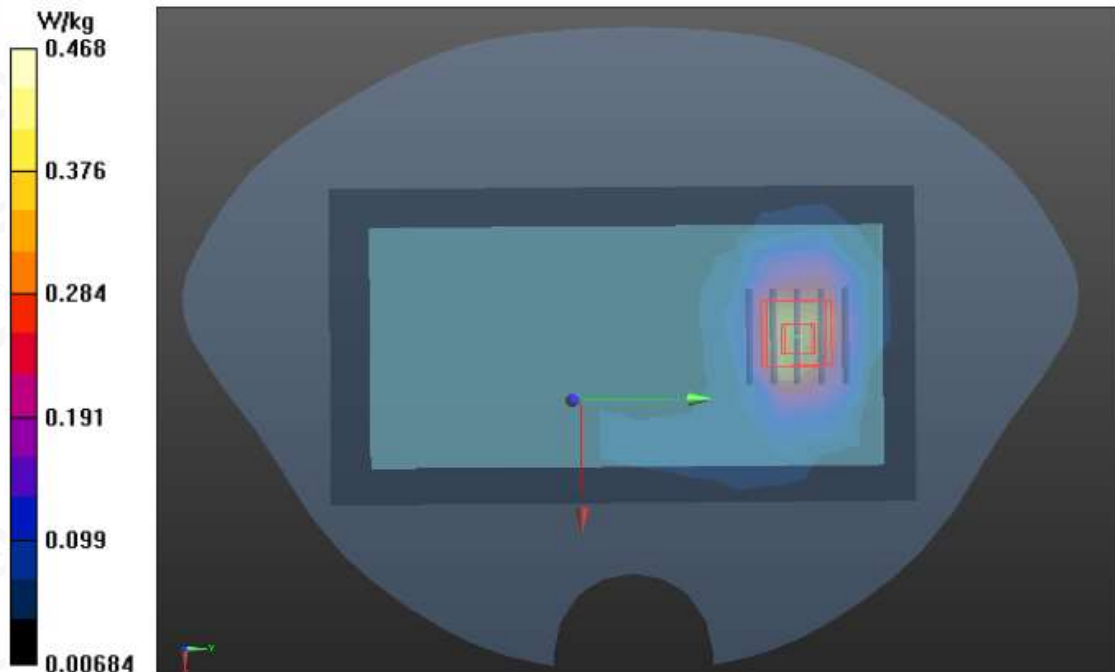
Communication System: LTE; Communication System Band: LTE Band 4; Duty Cycle:1:1;  
Frequency:1732.5 MHz; Medium parameters used:  $f = 1750$  MHz;  $\sigma = 1.36$  mho/m;  $\epsilon_r = 41.89$ ;  $\rho = 1000$  kg/m<sup>3</sup> ;  
Phantom section: Flat Section  
Ambient temperature (°C): 21.2, Liquid temperature (°C): 20.9

**DASY Configuration:**

- Probe: EX3DV4 – SN:3953; ConvF(8.61, 8.61, 8.61); Calibrated: Sep. 27,2019;
- Sensor-Surface: 3mm (Mechanical Surface Detection), z = 1.0, 31.0
- Electronics: DAE4 SN1398; Calibrated: Apr. 23,2020
- Phantom: SAM (20deg probe tilt) with CRP v5.0; Type: QD000P40CD;
- DASY52 52.8.7(1137); SEMCAD X 14.6.10(7164)

**BODY/BACK/Area Scan (8x14x1):** Measurement grid: dx=15mm, dy=15mm  
Maximum value of SAR (measured) = 0.373 W/kg

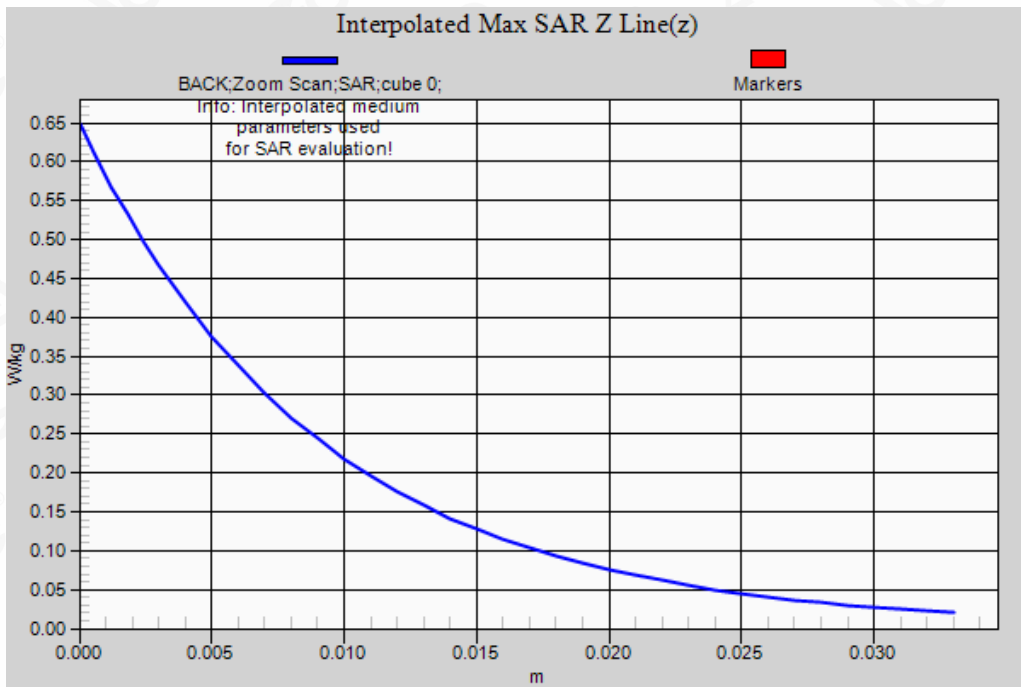
**BODY/BACK/Zoom Scan (5x5x7)/Cube 0:** Measurement grid: dx=8mm, dy=8mm, dz=5mm  
Reference Value = 4.788 V/m; Power Drift = 0.08 dB  
Peak SAR (extrapolated) = 0.648 W/kg  
**SAR(1 g) = 0.380 W/kg; SAR(10 g) = 0.209 W/kg**  
Maximum value of SAR (measured) = 0.468 W/kg



Any report having not been signed by authorized approver, or having been altered without authorization, or having not been stamped by the "Dedicated Testing/Inspection Stamp" is deemed to be invalid. Copying or excerpting portion of, or altering the content of the report is not permitted without the written authorization of AGC. The test results presented in the report apply only to the tested sample. Any objections to report issued by AGC should be submitted to AGC within 15 days after the issuance of the test report. Further enquiry of validity or verification of the test report should be addressed to AGC by agc@agc-cert.com.

Attestation of Global Compliance(Shenzhen)Co., Ltd  
Attestation of Global Compliance(Shenzhen)Std & Tech Co., Ltd  
Tel: +86-755 2523 4088 E-mail: agc@agc-cert.com Web: http://cn.agc-cert.com/





Any report having not been signed by authorized approver, or having been altered without authorization, or having not been stamped by the "Dedicated Testing/Inspection Stamp" is deemed to be invalid. Copying or excerpting portion of, or altering the content of the report is not permitted without the written authorization of AGC. The test results presented in the report apply only to the tested sample. Any objections to report issued by AGC should be submitted to AGC within 15 days after the issuance of the test report. Further enquiry of validity or verification of the test report should be addressed to AGC by agc@agc-cert.com.

Attestation of Global Compliance(Shenzhen)Co., Ltd  
 Attestation of Global Compliance(Shenzhen)Std & Tech Co., Ltd  
 Tel: +86-755 2523 4088 E-mail: agc@agc-cert.com Web: http://cn.agc-cert.com/





**Test Laboratory: AGC Lab**  
**LTE Band 5 Mid-Touch-Right (1 RB#0)**  
**DUT: Smart Phone; Type: ClearPHONE 620**

**Date: Jul. 16,2020**


Communication System: LTE; Communication System Band: LTE Band 5; Duty Cycle:1:1;  
 Frequency: 836.5 MHz; Medium parameters used:  $f = 835$  MHz;  $\sigma=0.88$  mho/m;  $\epsilon_r =40.79$ ;  $\rho= 1000$  kg/m<sup>3</sup> ;  
 Phantom section: Right Section  
 Ambient temperature (°C): 21.4, Liquid temperature (°C): 21.1

**DASY Configuration:**

- Probe: EX3DV4 – SN:3953; ConvF(10.09, 10.09, 10.09); Calibrated: Sep. 27,2019;
- Sensor-Surface: 1.4mm (Mechanical Surface Detection), z = 1.0, 31.0
- Electronics: DAE4 SN1398; Calibrated: Apr. 23,2020
- Phantom: SAM (20deg probe tilt) with CRP v5.0; Type: QD000P40CD;
- DASY52 52.8.7(1137); SEMCAD X 14.6.10(7164)

**RIGHT HEAD/R-C/Area Scan (8x14x1):** Measurement grid: dx=15mm, dy=15mm  
 Maximum value of SAR (measured) = 0.142 W/kg

**RIGHT HEAD/R-C/Zoom Scan (5x5x7)/Cube 0:** Measurement grid: dx=8mm, dy=8mm, dz=5mm  
 Reference Value = 6.935 V/m; Power Drift = -0.02 dB  
 Peak SAR (extrapolated) = 0.180 W/kg  
**SAR(1 g) = 0.129 W/kg; SAR(10 g) = 0.094 W/kg**  
 Maximum value of SAR (measured) = 0.144 W/kg



Any report having not been signed by authorized approver, or having been altered without authorization, or having not been stamped by the "Dedicated Testing/Inspection Stamp" is deemed to be invalid. Copying or excerpting portion of, or altering the content of the report is not permitted without the written authorization of AGC. The test results presented in the report apply only to the tested sample. Any objections to report issued by AGC should be submitted to AGC within 15days after the issuance of the test report. Further enquiry of validity or verification of the test report should be addressed to AGC by agc@agc-cert.com.

Attestation of Global Compliance(Shenzhen)Co., Ltd  
 Attestation of Global Compliance(Shenzhen)Std & Tech Co., Ltd  
 Tel: +86-755 2523 4088 E-mail: agc@agc-cert.com Web: http://cn.agc-cert.com/



**Test Laboratory: AGC Lab**  
**LTE Band 5 Mid-Body-Back (1 RB#0)**  
**DUT: Smart Phone; Type: ClearPHONE 620**

**Date: Jul. 16,2020**

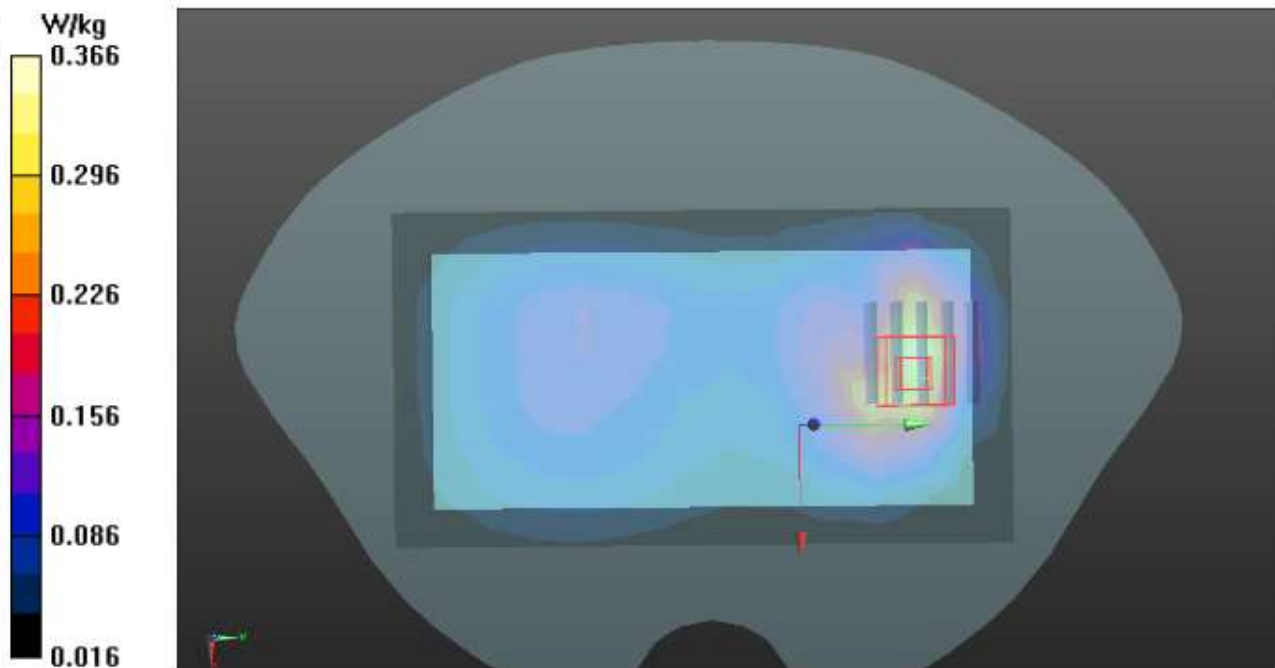
Communication System: LTE; Communication System Band: LTE Band 5; Duty Cycle:1:1;  
 Frequency:836.5 MHz; Medium parameters used:  $f = 835 \text{ MHz}$ ;  $\sigma=0.88\text{mho/m}$ ;  $\epsilon_r =40.79$ ;  $\rho= 1000 \text{ kg/m}^3$  ;  
 Phantom section: Flat Section  
 Ambient temperature ( $^{\circ}\text{C}$ ): 21.4, Liquid temperature ( $^{\circ}\text{C}$ ): 21.1

**DASY Configuration:**

- Probe: EX3DV4 – SN:3953; ConvF(10.09, 10.09, 10.09); Calibrated: Sep. 27,2019;
- Sensor-Surface: 1.4mm (Mechanical Surface Detection),  $z = 1.0, 31.0$
- Electronics: DAE4 SN1398; Calibrated: Apr. 23,2020
- Phantom: SAM (20deg probe tilt) with CRP v5.0; Type: QD000P40CD;
- DASY52 52.8.7(1137); SEMCAD X 14.6.10(7164)

**BODY 3/BACK/Area Scan (8x14x1):** Measurement grid:  $dx=15\text{mm}$ ,  $dy=15\text{mm}$   
 Maximum value of SAR (measured) = 0.364 W/kg

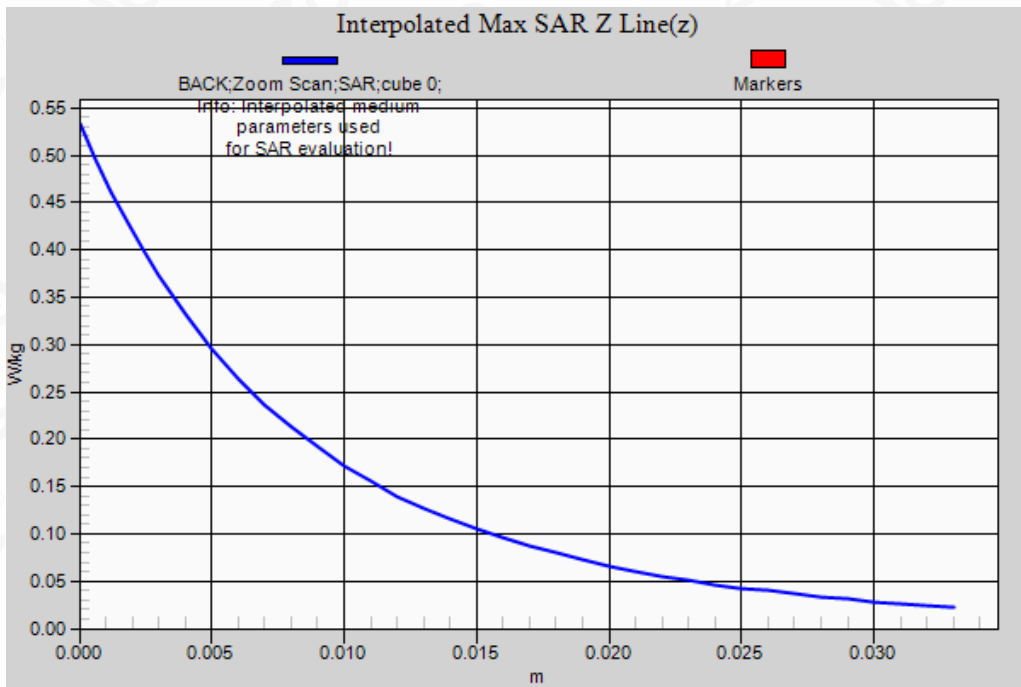
**BODY 3/BACK/Zoom Scan (5x5x7)/Cube 0:** Measurement grid:  $dx=8\text{mm}$ ,  $dy=8\text{mm}$ ,  $dz=5\text{mm}$   
 Reference Value = 10.160 V/m; Power Drift = 0.04 dB  
 Peak SAR (extrapolated) = 0.533 W/kg  
**SAR(1 g) = 0.301 W/kg; SAR(10 g) = 0.173 W/kg**  
 Maximum value of SAR (measured) = 0.366 W/kg



Any report having not been signed by authorized approver, or having been altered without authorization, or having not been stamped by the "Dedicated Testing/Inspection Stamp" is deemed to be invalid. Copying or excerpting portion of, or altering the content of the report is not permitted without the written authorization of AGC. The test results presented in the report apply only to the tested sample. Any objections to report issued by AGC should be submitted to AGC within 15days after the issuance of the test report. Further enquiry of validity or verification of the test report should be addressed to AGC by [agc@agc-cert.com](mailto:agc@agc-cert.com).

Attestation of Global Compliance(Shenzhen)Co., Ltd  
 Attestation of Global Compliance(Shenzhen)Std & Tech Co., Ltd  
 Tel: +86-755 2523 4088 E-mail: [agc@agc-cert.com](mailto:agc@agc-cert.com) Web: <http://cn.agc-cert.com/>





Any report having not been signed by authorized approver, or having been altered without authorization, or having not been stamped by the "Dedicated Testing/Inspection Stamp" is deemed to be invalid. Copying or excerpting portion of, or altering the content of the report is not permitted without the written authorization of AGC. The test results presented in the report apply only to the tested sample. Any objections to report issued by AGC should be submitted to AGC within 15 days after the issuance of the test report. Further enquiry of validity or verification of the test report should be addressed to AGC by [agc@agc-cert.com](mailto:agc@agc-cert.com).

Attestation of Global Compliance(Shenzhen)Co., Ltd  
 Attestation of Global Compliance(Shenzhen)Std & Tech Co., Ltd  
 Tel: +86-755 2523 4088 E-mail: [agc@agc-cert.com](mailto:agc@agc-cert.com) Web: <http://cn.agc-cert.com/>



**Test Laboratory: AGC Lab**  
**LTE Band 7 Low-Tilt-Left (1RB#0)**  
**DUT: Smart Phone; Type: ClearPHONE 620**

**Date: Jul. 13,2020**

Communication System: LTE; Communication System Band: LTE Band 7; Duty Cycle:1:1;  
Frequency: 2510MHz; Medium parameters used:  $f = 2600$  MHz;  $\sigma = 1.85$  mho/m;  $\epsilon_r = 41.70$ ;  $\rho = 1000$  kg/m<sup>3</sup> ;  
Phantom section: Left Section  
Ambient temperature (°C): 21.6, Liquid temperature (°C): 21.3

DASY Configuration:

- Probe: EX3DV4 – SN:3953; ConvF(7.50, 7.50, 7.50); Calibrated: Sep. 27,2019;
- Sensor-Surface: 1.4mm (Mechanical Surface Detection), z = 1.0, 31.0
- Electronics: DAE4 SN1398; Calibrated: Apr. 23,2020
- Phantom: SAM (20deg probe tilt) with CRP v5.0; Type: QD000P40CD;
- DASY52 52.8.7(1137); SEMCAD X 14.6.10(7164)


**LEFT HEAD/L-T-L/Area Scan (12x20x1):** Measurement grid: dx=10mm, dy=10mm  
Maximum value of SAR (measured) = 1.52 W/kg

**LEFT HEAD/L-T-L/Zoom Scan (7x7x7)/Cube 0:** Measurement grid: dx=5mm, dy=5mm, dz=5mm  
Reference Value = 7.368 V/m; Power Drift = 0.07 dB

Peak SAR (extrapolated) = 3.48 W/kg

**SAR(1 g) = 1.26 W/kg; SAR(10 g) = 0.483 W/kg**

Maximum value of SAR (measured) = 1.82 W/kg

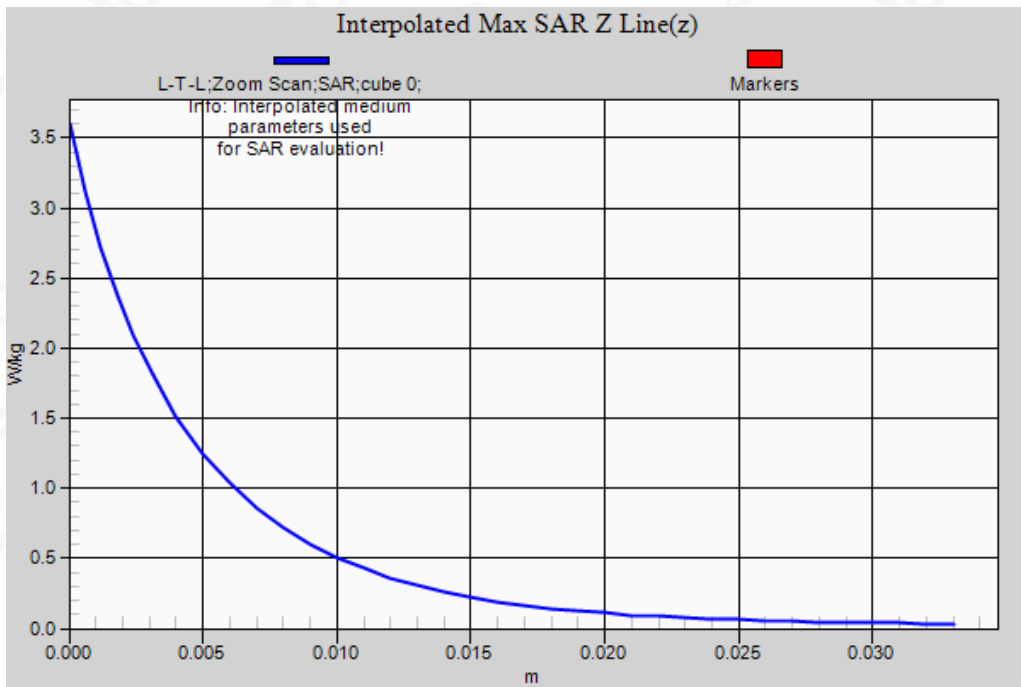


Any report having not been signed by authorized approver, or having been altered without authorization, or having not been stamped by the "Dedicated Testing/Inspection Stamp" is deemed to be invalid. Copying or excerpting portion of, or altering the content of the report is not permitted without the written authorization of AGC. The test results presented in the report apply only to the tested sample. Any objections to report issued by AGC should be submitted to AGC within 15days after the issuance of the test report. Further enquiry of validity or verification of the test report should be addressed to AGC by agc@agc-cert.com.

Attestation of Global Compliance(Shenzhen)Co., Ltd  
Attestation of Global Compliance(Shenzhen)Std & Tech Co., Ltd  
Tel: +86-755 2523 4088 E-mail: agc@agc-cert.com Web: http://cn.agc-cert.com/







Any report having not been signed by authorized approver, or having been altered without authorization, or having not been stamped by the "Dedicated Testing/Inspection Stamp" is deemed to be invalid. Copying or excerpting portion of, or altering the content of the report is not permitted without the written authorization of AGC. The test results presented in the report apply only to the tested sample. Any objections to report issued by AGC should be submitted to AGC within 15 days after the issuance of the test report. Further enquiry of validity or verification of the test report should be addressed to AGC by [agc@agc-cert.com](mailto:agc@agc-cert.com).

Attestation of Global Compliance(Shenzhen)Co., Ltd  
Attestation of Global Compliance(Shenzhen)Std & Tech Co., Ltd  
Tel: +86-755 2523 4088 E-mail: [agc@agc-cert.com](mailto:agc@agc-cert.com) Web: <http://cn.agc-cert.com/>



**Test Laboratory: AGC Lab**  
**LTE Band 7 Mid-Edge2 (1RB#0)**  
**DUT: Smart Phone; Type: ClearPHONE 620**

**Date: Jul. 13,2020**

Communication System: LTE; Communication System Band: LTE Band 7; Duty Cycle:1:1;  
Frequency: 2535MHz; Medium parameters used:  $f = 2600$  MHz;  $\sigma = 1.88$  mho/m;  $\epsilon_r = 40.67$ ;  $\rho = 1000$  kg/m<sup>3</sup> ;  
Phantom section: Flat Section  
Ambient temperature (°C): 21.6, Liquid temperature (°C): 21.3

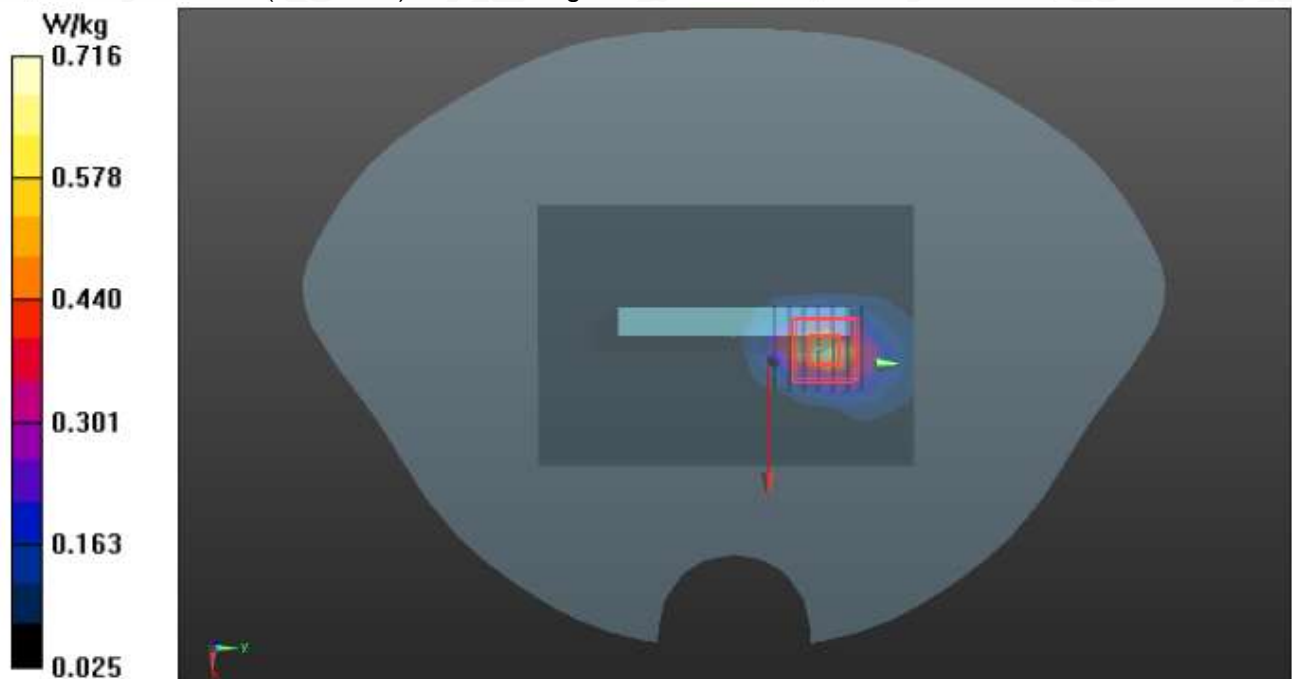
**DASY Configuration:**

- Probe: EX3DV4 – SN:3953; ConvF(7.50, 7.50, 7.50); Calibrated: Sep. 27,2019;
- Sensor-Surface: 1.4mm (Mechanical Surface Detection), z = 1.0, 31.0
- Electronics: DAE4 SN1398; Calibrated: Apr. 23,2020
- Phantom: SAM (20deg probe tilt) with CRP v5.0; Type: QD000P40CD;
- DASY52 52.8.7(1137); SEMCAD X 14.6.10(7164)

**BODY 3/2/Area Scan (10x14x1):** Measurement grid: dx=10mm, dy=10mm  
Maximum value of SAR (measured) = 0.712 W/kg

**BODY 3/2/Zoom Scan (7x7x7)/Cube 0:** Measurement grid: dx=5mm, dy=5mm, dz=5mm  
Reference Value = 5.238 V/m; Power Drift = -0.11 dB  
Peak SAR (extrapolated) = 1.19 W/kg

**SAR(1 g) = 0.547 W/kg; SAR(10 g) = 0.247 W/kg**  
Maximum value of SAR (measured) = 0.716 W/kg



Any report having not been signed by authorized approver, or having been altered without authorization, or having not been stamped by the "Dedicated Testing/Inspection Stamp" is deemed to be invalid. Copying or excerpting portion of, or altering the content of the report is not permitted without the written authorization of AGC. The test results presented in the report apply only to the tested sample. Any objections to report issued by AGC should be submitted to AGC within 15days after the issuance of the test report. Further enquiry of validity or verification of the test report should be addressed to AGC by agc@agc-cert.com.

Attestation of Global Compliance(Shenzhen)Co., Ltd  
Attestation of Global Compliance(Shenzhen)Std & Tech Co., Ltd  
Tel: +86-755 2523 4088 E-mail: agc@agc-cert.com Web: http://cn.agc-cert.com/



**Test Laboratory: AGC Lab**  
**LTE Band 12 Mid-Touch-Left (1 RB#0)**  
**DUT: Smart Phone; Type: ClearPHONE 620**

**Date: Jul. 10,2020**


Communication System: LTE; Communication System Band: LTE Band 12; Duty Cycle:1:1;  
Frequency: 707.5 MHz; Medium parameters used:  $f = 750$  MHz;  $\sigma=0.89$  mho/m;  $\epsilon_r =41.68$ ;  $\rho= 1000$  kg/m<sup>3</sup> ;  
Phantom section: Left Section  
Ambient temperature (°C): 21.3, Liquid temperature (°C): 21.0

**DASY Configuration:**

- Probe: EX3DV4 – SN:3953; ConvF(10.40, 10.40, 10.40); Calibrated: Sep. 27,2019;
- Sensor-Surface: 1.4mm (Mechanical Surface Detection), z = 1.0, 31.0
- Electronics: DAE4 SN1398; Calibrated: Apr. 23,2020
- Phantom: SAM (20deg probe tilt) with CRP v5.0; Type: QD000P40CD;
- DASY52 52.8.7(1137); SEMCAD X 14.6.10(7164)

**LEFT HEAD/L-C/Area Scan (8x14x1):** Measurement grid: dx=15mm, dy=15mm  
Maximum value of SAR (measured) = 0.139 W/kg

**LEFT HEAD/L-C/Zoom Scan (5x5x7)/Cube 0:** Measurement grid: dx=8mm, dy=8mm, dz=5mm  
Reference Value = 6.174 V/m; Power Drift = 0.03 dB  
Peak SAR (extrapolated) = 0.164 W/kg  
**SAR(1 g) = 0.136 W/kg; SAR(10 g) = 0.108 W/kg**  
Maximum value of SAR (measured) = 0.148 W/kg



Any report having not been signed by authorized approver, or having been altered without authorization, or having not been stamped by the "Dedicated Testing/Inspection Stamp" is deemed to be invalid. Copying or excerpting portion of, or altering the content of the report is not permitted without the written authorization of AGC. The test results presented in the report apply only to the tested sample. Any objections to report issued by AGC should be submitted to AGC within 15days after the issuance of the test report. Further enquiry of validity or verification of the test report should be addressed to AGC by agc@agc-cert.com.

Attestation of Global Compliance(Shenzhen)Co., Ltd  
Attestation of Global Compliance(Shenzhen)Std & Tech Co., Ltd  
Tel: +86-755 2523 4088 E-mail: agc@agc-cert.com Web: http://cn.agc-cert.com/



**Test Laboratory: AGC Lab**  
**LTE Band 12 Mid-Body-Back (1 RB#0)**  
**DUT: Smart Phone; Type: ClearPHONE 620**

**Date: Jul. 10,2020**

Communication System: LTE; Communication System Band: LTE Band 12; Duty Cycle:1:1;  
 Frequency: 707.5 MHz; Medium parameters used:  $f = 750$  MHz;  $\sigma=0.89$  mho/m;  $\epsilon_r =41.68$ ;  $\rho= 1000$  kg/m<sup>3</sup> ;  
 Phantom section: Flat Section  
 Ambient temperature (°C): 21.3, Liquid temperature (°C): 21.0

**DASY Configuration:**

- Probe: EX3DV4 – SN:3953; ConvF(10.40, 10.40, 10.40); Calibrated: Sep. 27,2019;
- Sensor-Surface: 1.4mm (Mechanical Surface Detection), z = 1.0, 31.0
- Electronics: DAE4 SN1398; Calibrated: Apr. 23,2020
- Phantom: SAM (20deg probe tilt) with CRP v5.0; Type: QD000P40CD;
- DASY52 52.8.7(1137); SEMCAD X 14.6.10(7164)

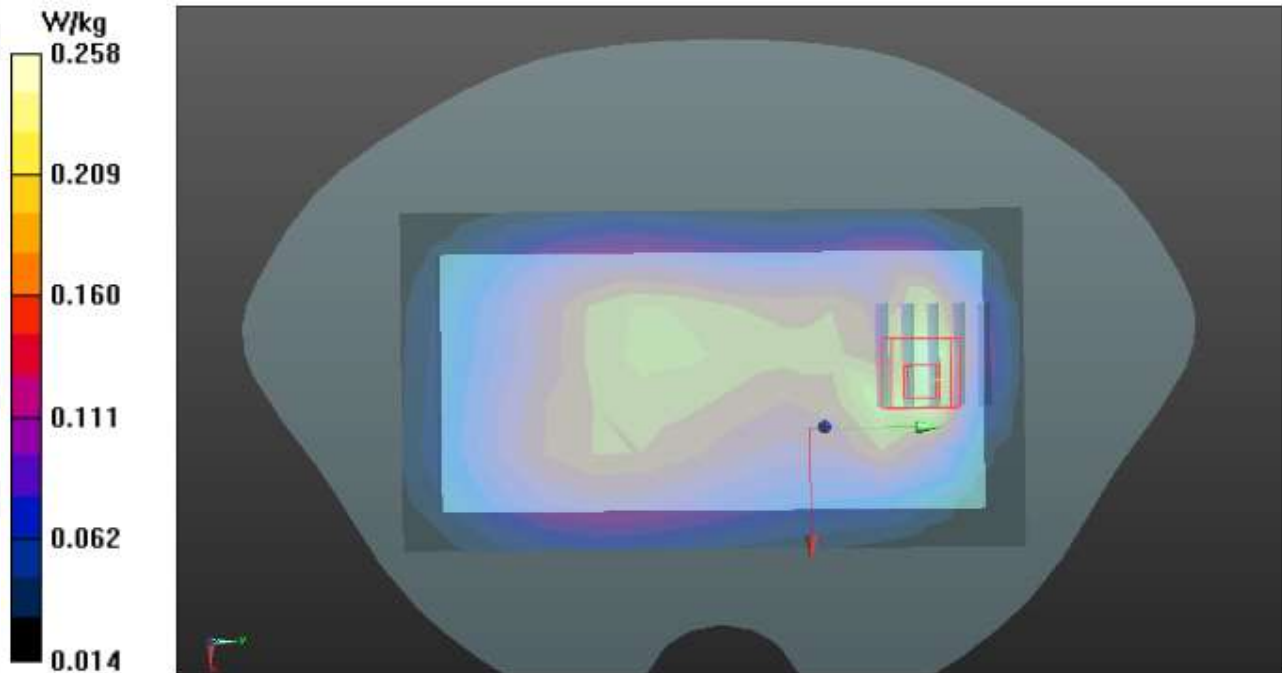
**BODY 3/BACK/Area Scan (8x14x1):** Measurement grid: dx=15mm, dy=15mm  
 Maximum value of SAR (measured) = 0.254 W/kg

**BODY 3/BACK/Zoom Scan (5x5x7)/Cube 0:** Measurement grid: dx=8mm, dy=8mm, dz=5mm  
 Reference Value = 14.037 V/m; Power Drift = 0.02 dB

Peak SAR (extrapolated) = 0.373 W/kg

**SAR(1 g) = 0.211 W/kg; SAR(10 g) = 0.125 W/kg**

Maximum value of SAR (measured) = 0.258 W/kg

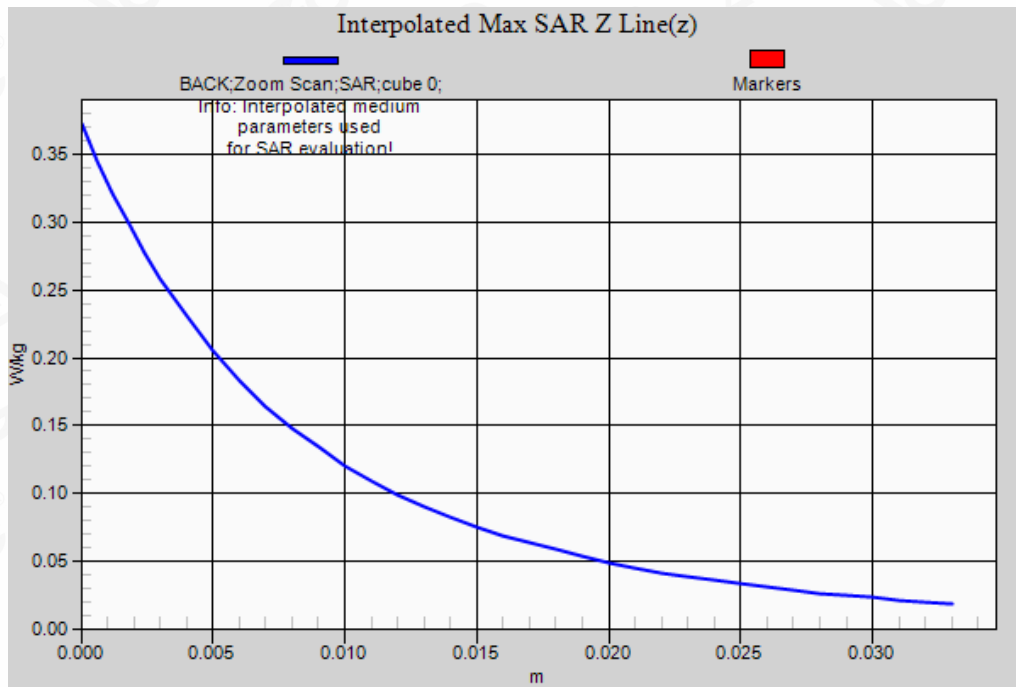


Any report having not been signed by authorized approver, or having been altered without authorization, or having not been stamped by the "Dedicated Testing/Inspection Stamp" is deemed to be invalid. Copying or excerpting portion of, or altering the content of the report is not permitted without the written authorization of AGC. The test results presented in the report apply only to the tested sample. Any objections to report issued by AGC should be submitted to AGC within 15 days after the issuance of the test report. Further enquiry of validity or verification of the test report should be addressed to AGC by agc@agc-cert.com.

Attestation of Global Compliance(Shenzhen)Co., Ltd  
 Attestation of Global Compliance(Shenzhen)Std & Tech Co., Ltd  
 Tel: +86-755 2523 4088 E-mail: agc@agc-cert.com Web: http://cn.agc-cert.com/







Any report having not been signed by authorized approver, or having been altered without authorization, or having not been stamped by the "Dedicated Testing/Inspection Stamp" is deemed to be invalid. Copying or excerpting portion of, or altering the content of the report is not permitted without the written authorization of AGC. The test results presented in the report apply only to the tested sample. Any objections to report issued by AGC should be submitted to AGC within 15 days after the issuance of the test report. Further enquiry of validity or verification of the test report should be addressed to AGC by agc@agc-cert.com.

Attestation of Global Compliance(Shenzhen)Co., Ltd  
Attestation of Global Compliance(Shenzhen)Std & Tech Co., Ltd  
Tel: +86-755 2523 4088 E-mail: agc@agc-cert.com Web: http://cn.agc-cert.com/



**Test Laboratory: AGC Lab**  
**LTE Band 13 Mid-Touch-Left (1 RB#0)**  
**DUT: Smart Phone; Type: ClearPHONE 620**

**Date: Jul. 10,2020**


Communication System: LTE; Communication System Band: LTE Band 13; Duty Cycle:1:1;  
Frequency: 782 MHz; Medium parameters used:  $f = 750$  MHz;  $\sigma=0.93$  mho/m;  $\epsilon_r =39.22$ ;  $\rho= 1000$  kg/m<sup>3</sup> ;  
Phantom section: Left Section  
Ambient temperature (°C): 21.3, Liquid temperature (°C): 21.0

**DASY Configuration:**

- Probe: EX3DV4 – SN:3953; ConvF(10.40, 10.40, 10.40); Calibrated: Sep. 27,2019;
- Sensor-Surface: 1.4mm (Mechanical Surface Detection), z = 1.0, 31.0
- Electronics: DAE4 SN1398; Calibrated: Apr. 23,2020
- Phantom: SAM (20deg probe tilt) with CRP v5.0; Type: QD000P40CD;
- DASY52 52.8.7(1137); SEMCAD X 14.6.10(7164)

**LEFT HEAD/L-C/Area Scan (8x14x1):** Measurement grid: dx=15mm, dy=15mm  
Maximum value of SAR (measured) = 0.142 W/kg

**LEFT HEAD/L-C/Zoom Scan (5x5x7)/Cube 0:** Measurement grid: dx=8mm, dy=8mm, dz=5mm  
Reference Value = 6.457 V/m; Power Drift = 0.09 dB  
Peak SAR (extrapolated) = 0.168 W/kg  
**SAR(1 g) = 0.135 W/kg; SAR(10 g) = 0.105 W/kg**  
Maximum value of SAR (measured) = 0.147 W/kg



Any report having not been signed by authorized approver, or having been altered without authorization, or having not been stamped by the "Dedicated Testing/Inspection Stamp" is deemed to be invalid. Copying or excerpting portion of, or altering the content of the report is not permitted without the written authorization of AGC. The test results presented in the report apply only to the tested sample. Any objections to report issued by AGC should be submitted to AGC within 15days after the issuance of the test report. Further enquiry of validity or verification of the test report should be addressed to AGC by agc@agc-cert.com.

Attestation of Global Compliance(Shenzhen)Co., Ltd  
Attestation of Global Compliance(Shenzhen)Std & Tech Co., Ltd  
Tel: +86-755 2523 4088 E-mail: agc@agc-cert.com Web: http://cn.agc-cert.com/



**Test Laboratory: AGC Lab**  
**LTE Band 13 Mid-Body-Back (1 RB#0)**  
**DUT: Smart Phone; Type: ClearPHONE 620**

**Date: Jul. 10,2020**

Communication System: LTE; Communication System Band: LTE Band 13; Duty Cycle:1:1;  
Frequency: 782 MHz; Medium parameters used:  $f = 750 \text{ MHz}$ ;  $\sigma=0.93 \text{ mho/m}$ ;  $\epsilon_r =39.22$ ;  $\rho= 1000 \text{ kg/m}^3$  ;  
Phantom section: Flat Section  
Ambient temperature ( $^{\circ}\text{C}$ ): 21.3, Liquid temperature ( $^{\circ}\text{C}$ ): 21.0

DASY Configuration:

- Probe: EX3DV4 – SN:3953; ConvF(10.40, 10.40, 10.40); Calibrated: Sep. 27,2019;
- Sensor-Surface: 1.4mm (Mechanical Surface Detection),  $z = 1.0, 31.0$
- Electronics: DAE4 SN1398; Calibrated: Apr. 23,2020
- Phantom: SAM (20deg probe tilt) with CRP v5.0; Type: QD000P40CD;
- DASY52 52.8.7(1137); SEMCAD X 14.6.10(7164)

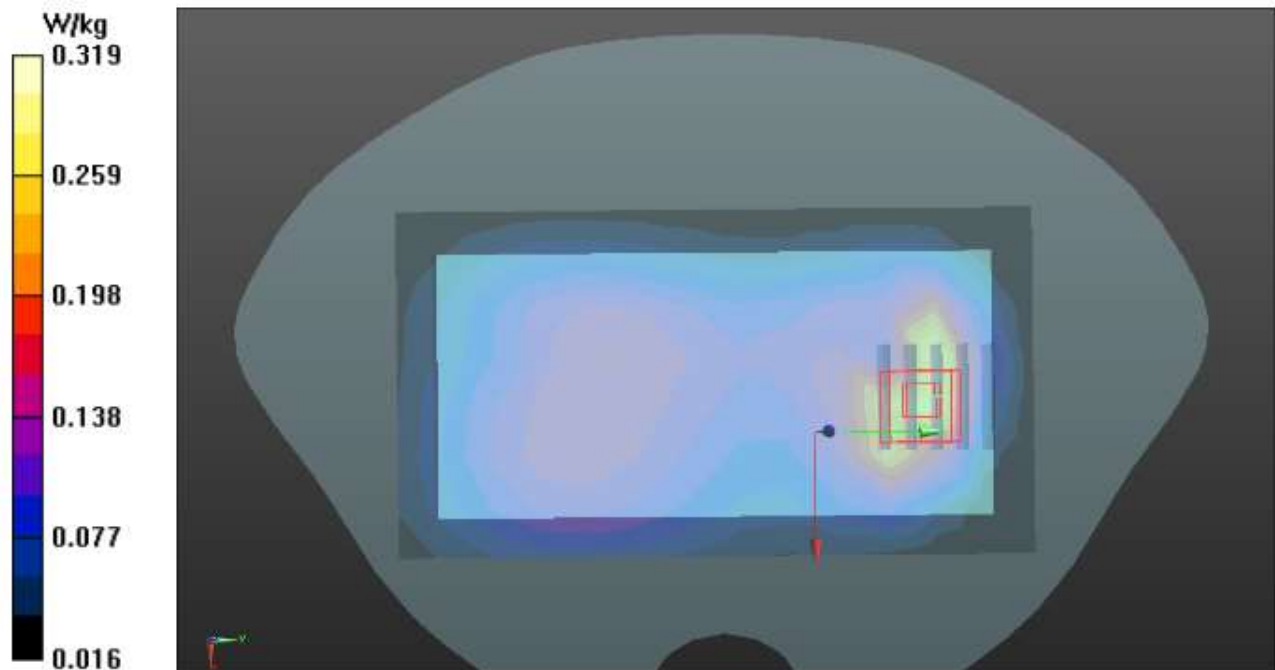
**BODY 3/BACK/Area Scan (8x14x1):** Measurement grid:  $dx=15\text{mm}$ ,  $dy=15\text{mm}$   
Maximum value of SAR (measured) = 0.289 W/kg

**BODY 3/BACK/Zoom Scan (5x5x7)/Cube 0:** Measurement grid:  $dx=8\text{mm}$ ,  $dy=8\text{mm}$ ,  $dz=5\text{mm}$   
Reference Value = 11.525 V/m; Power Drift = -0.04 dB

Peak SAR (extrapolated) = 0.460 W/kg

**SAR(1 g) = 0.262 W/kg; SAR(10 g) = 0.153 W/kg**

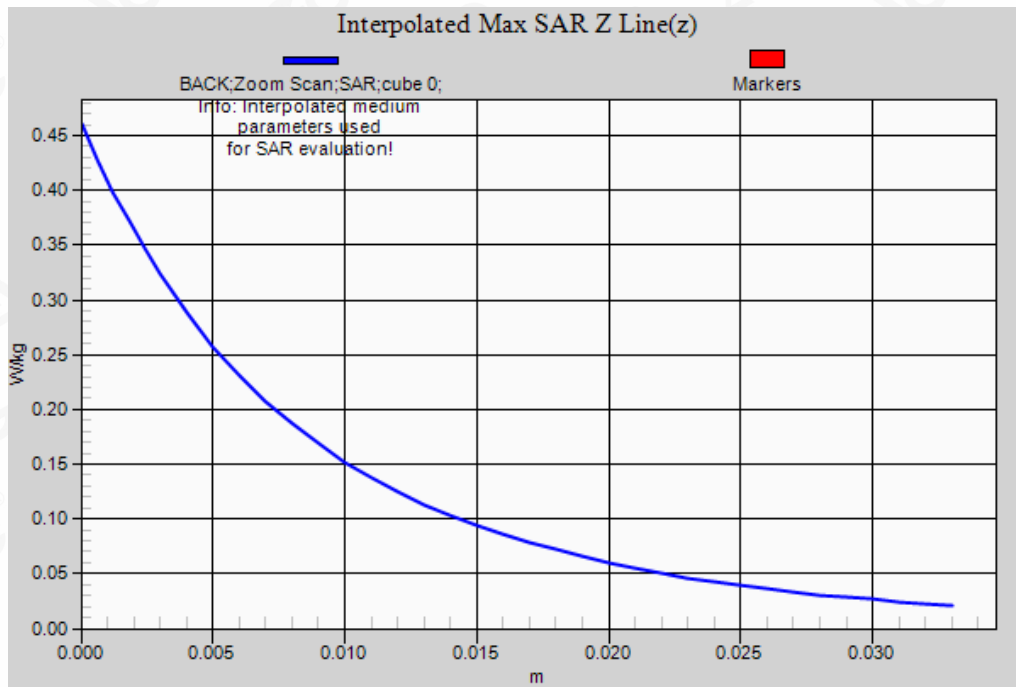
Maximum value of SAR (measured) = 0.319 W/kg



Any report having not been signed by authorized approver, or having been altered without authorization, or having not been stamped by the "Dedicated Testing/Inspection Stamp" is deemed to be invalid. Copying or excerpting portion of, or altering the content of the report is not permitted without the written authorization of AGC. The test results presented in the report apply only to the tested sample. Any objections to report issued by AGC should be submitted to AGC within 15days after the issuance of the test report. Further enquiry of validity or verification of the test report should be addressed to AGC by [agc@agc-cert.com](mailto:agc@agc-cert.com).

Attestation of Global Compliance(Shenzhen)Co., Ltd  
Attestation of Global Compliance(Shenzhen)Std & Tech Co., Ltd  
Tel: +86-755 2523 4088 E-mail: [agc@agc-cert.com](mailto:agc@agc-cert.com) Web: <http://cn.agc-cert.com/>





Any report having not been signed by authorized approver, or having been altered without authorization, or having not been stamped by the "Dedicated Testing/Inspection Stamp" is deemed to be invalid. Copying or excerpting portion of, or altering the content of the report is not permitted without the written authorization of AGC. The test results presented in the report apply only to the tested sample. Any objections to report issued by AGC should be submitted to AGC within 15 days after the issuance of the test report. Further enquiry of validity or verification of the test report should be addressed to AGC by [agc@agc-cert.com](mailto:agc@agc-cert.com).

Attestation of Global Compliance(Shenzhen)Co., Ltd  
 Attestation of Global Compliance(Shenzhen)Std & Tech Co., Ltd  
 Tel: +86-755 2523 4088 E-mail: [agc@agc-cert.com](mailto:agc@agc-cert.com) Web: <http://cn.agc-cert.com/>





**Test Laboratory: AGC Lab**  
**LTE Band 17 Mid-Touch-Left (1 RB#0)**  
**DUT: Smart Phone; Type: ClearPHONE 620**

**Date: Jul. 10,2020**


Communication System: LTE; Communication System Band: LTE Band 17; Duty Cycle:1:1;  
 Frequency: 710 MHz; Medium parameters used:  $f = 750 \text{ MHz}$ ;  $\sigma=0.90 \text{ mho/m}$ ;  $\epsilon_r =40.67$ ;  $\rho= 1000 \text{ kg/m}^3$  ;  
 Phantom section: Left Section  
 Ambient temperature ( $^{\circ}\text{C}$ ): 21.3, Liquid temperature ( $^{\circ}\text{C}$ ): 21.0

**DASY Configuration:**

- Probe: EX3DV4 – SN:3953; ConvF(10.40, 10.40, 10.40); Calibrated: Sep. 27,2019;
- Sensor-Surface: 1.4mm (Mechanical Surface Detection),  $z = 1.0, 31.0$
- Electronics: DAE4 SN1398; Calibrated: Apr. 23,2020
- Phantom: SAM (20deg probe tilt) with CRP v5.0; Type: QD000P40CD;
- DASY52 52.8.7(1137); SEMCAD X 14.6.10(7164)

**LEFT HEAD/L-C/Area Scan (8x14x1):** Measurement grid:  $dx=15\text{mm}$ ,  $dy=15\text{mm}$   
 Maximum value of SAR (measured) = 0.141 W/kg

**LEFT HEAD/L-C/Zoom Scan (5x5x7)/Cube 0:** Measurement grid:  $dx=8\text{mm}$ ,  $dy=8\text{mm}$ ,  $dz=5\text{mm}$   
 Reference Value = 6.165 V/m; Power Drift = 0.07 dB  
 Peak SAR (extrapolated) = 0.165 W/kg  
**SAR(1 g) = 0.137 W/kg; SAR(10 g) = 0.108 W/kg**  
 Maximum value of SAR (measured) = 0.148 W/kg



Any report having not been signed by authorized approver, or having been altered without authorization, or having not been stamped by the "Dedicated Testing/Inspection Stamp" is deemed to be invalid. Copying or excerpting portion of, or altering the content of the report is not permitted without the written authorization of AGC. The test results presented in the report apply only to the tested sample. Any objections to report issued by AGC should be submitted to AGC within 15days after the issuance of the test report. Further enquiry of validity or verification of the test report should be addressed to AGC by [agc@agc-cert.com](mailto:agc@agc-cert.com).

Attestation of Global Compliance(Shenzhen)Co., Ltd  
 Attestation of Global Compliance(Shenzhen)Std & Tech Co., Ltd  
 Tel: +86-755 2523 4088 E-mail: [agc@agc-cert.com](mailto:agc@agc-cert.com) Web: <http://cn.agc-cert.com/>



**Test Laboratory: AGC Lab**  
**LTE Band 17 Mid-Body-Back (1 RB#0)**  
**DUT: Smart Phone; Type: ClearPHONE 620**

**Date: Jul. 10,2020**

Communication System: LTE; Communication System Band: LTE Band 17; Duty Cycle:1:1;  
 Frequency: 710 MHz; Medium parameters used:  $f = 750 \text{ MHz}$ ;  $\sigma=0.90 \text{ mho/m}$ ;  $\epsilon_r =40.67$ ;  $\rho= 1000 \text{ kg/m}^3$  ;  
 Phantom section: Flat Section  
 Ambient temperature ( $^{\circ}\text{C}$ ): 21.3, Liquid temperature ( $^{\circ}\text{C}$ ): 21.0

DASY Configuration:

- Probe: EX3DV4 – SN:3953; ConvF(10.40, 10.40, 10.40); Calibrated: Sep. 27,2019;
- Sensor-Surface: 1.4mm (Mechanical Surface Detection),  $z = 1.0, 31.0$
- Electronics: DAE4 SN1398; Calibrated: Apr. 23,2020
- Phantom: SAM (20deg probe tilt) with CRP v5.0; Type: QD000P40CD;
- DASY52 52.8.7(1137); SEMCAD X 14.6.10(7164)

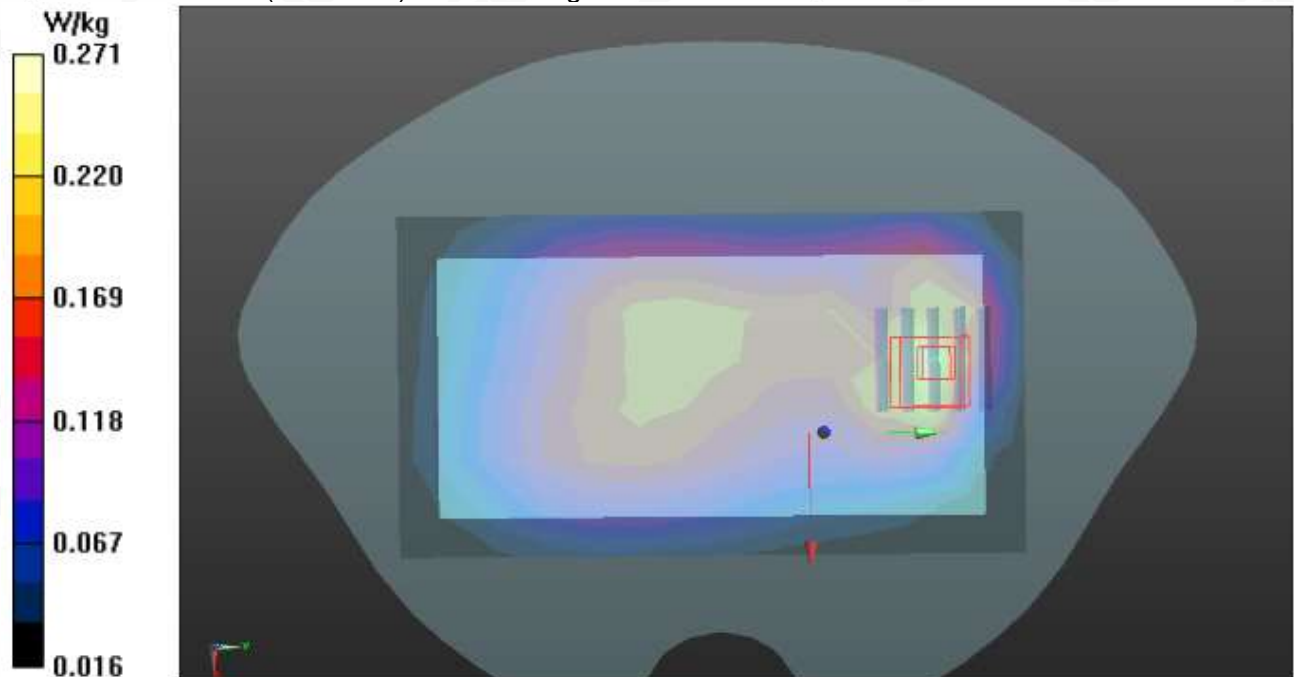
**BODY 3/BACK/Area Scan (8x14x1):** Measurement grid:  $dx=15\text{mm}$ ,  $dy=15\text{mm}$   
 Maximum value of SAR (measured) = 0.272 W/kg

**BODY 3/BACK/Zoom Scan (5x5x7)/Cube 0:** Measurement grid:  $dx=8\text{mm}$ ,  $dy=8\text{mm}$ ,  $dz=5\text{mm}$   
 Reference Value = 14.036 V/m; Power Drift = -0.01 dB

Peak SAR (extrapolated) = 0.402 W/kg

**SAR(1 g) = 0.227 W/kg; SAR(10 g) = 0.134 W/kg**

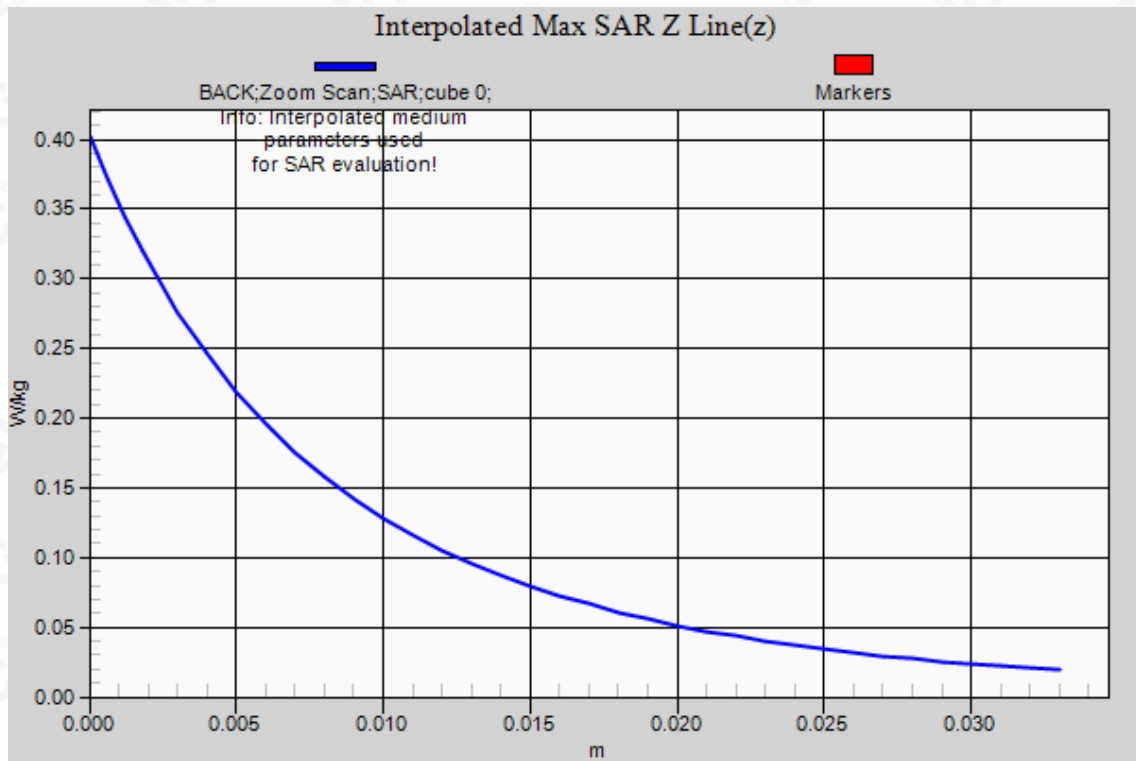
Maximum value of SAR (measured) = 0.271 W/kg



Any report having not been signed by authorized approver, or having been altered without authorization, or having not been stamped by the "Dedicated Testing/Inspection Stamp" is deemed to be invalid. Copying or excerpting portion of, or altering the content of the report is not permitted without the written authorization of AGC. The test results presented in the report apply only to the tested sample. Any objections to report issued by AGC should be submitted to AGC within 15days after the issuance of the test report. Further enquiry of validity or verification of the test report should be addressed to AGC by [agc@agc-cert.com](mailto:agc@agc-cert.com).

Attestation of Global Compliance(Shenzhen)Co., Ltd  
 Attestation of Global Compliance(Shenzhen)Std & Tech Co., Ltd  
 Tel: +86-755 2523 4088 E-mail: [agc@agc-cert.com](mailto:agc@agc-cert.com) Web: <http://cn.agc-cert.com/>





Any report having not been signed by authorized approver, or having been altered without authorization, or having not been stamped by the "Dedicated Testing/Inspection Stamp" is deemed to be invalid. Copying or excerpting portion of, or altering the content of the report is not permitted without the written authorization of AGC. The test results presented in the report apply only to the tested sample. Any objections to report issued by AGC should be submitted to AGC within 15 days after the issuance of the test report. Further enquiry of validity or verification of the test report should be addressed to AGC by agc@agc-cert.com.

Attestation of Global Compliance(Shenzhen)Co., Ltd  
 Attestation of Global Compliance(Shenzhen)Std & Tech Co., Ltd  
 Tel: +86-755 2523 4088 E-mail: agc@agc-cert.com Web: http://cn.agc-cert.com/



**WIFI MODE**

Test Laboratory: AGC Lab

802.11b Mid-Tilt-Right

DUT: Smart Phone; Type: ClearPHONE 620

Date: Jul. 23,2020

Communication System: Wi-Fi; Communication System Band: 802.11b; Duty Cycle: 1:1;  
Frequency: 2437 MHz; Medium parameters used:  $f = 2450$  MHz;  $\sigma = 1.79$  mho/m;  $\epsilon_r = 39.66$ ;  $\rho = 1000$  kg/m<sup>3</sup> ;  
Phantom section: Right Section  
Ambient temperature (°C): 21.8, Liquid temperature (°C): 21.6

DASY Configuration:

- Probe: EX3DV4 – SN:3953; ConvF(7.75, 7.75, 7.75); Calibrated: Sep. 27,2019;
- Sensor-Surface: 3mm (Mechanical Surface Detection), z = 1.0, 31.0
- Electronics: DAE4 SN1398; Calibrated: Apr. 23,2020
- Phantom: SAM (20deg probe tilt) with CRP v5.0; Type: QD000P40CD;
- DASY52 52.8.7(1137); SEMCAD X 14.6.10(7164)

**RIGHT HEAD/R-T/Area Scan (8x14x1):** Measurement grid: dx=15mm, dy=15mm

Maximum value of SAR (measured) = 0.753 W/kg


**RIGHT HEAD/R-T/Zoom Scan (7x7x7)/Cube 0:** Measurement grid: dx=5mm, dy=5mm, dz=5mm

Reference Value = 10.033 V/m; Power Drift = -0.07 dB

Peak SAR (extrapolated) = 1.88 W/kg

**SAR(1 g) = 0.697 W/kg; SAR(10 g) = 0.314 W/kg**

Maximum value of SAR (measured) = 0.933 W/kg

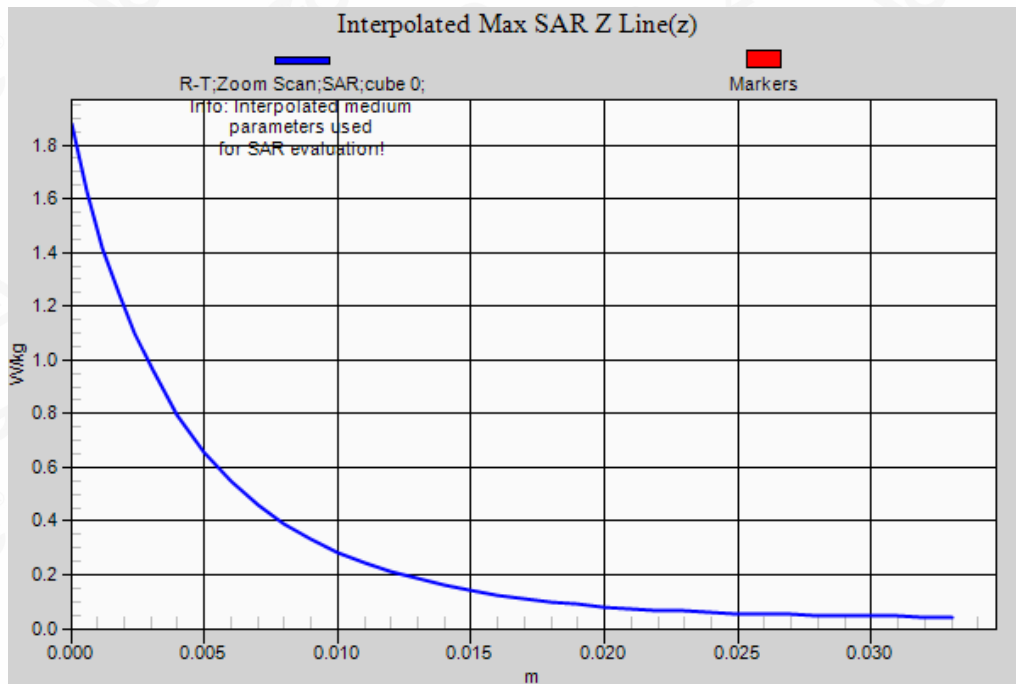


Any report having not been signed by authorized approver, or having been altered without authorization, or having not been stamped by the "Dedicated Testing/Inspection Stamp" is deemed to be invalid. Copying or excerpting portion of, or altering the content of the report is not permitted without the written authorization of AGC. The test results presented in the report apply only to the tested sample. Any objections to report issued by AGC should be submitted to AGC within 15days after the issuance of the test report. Further enquiry of validity or verification of the test report should be addressed to AGC by agc@agc-cert.com.

Attestation of Global Compliance(Shenzhen)Co., Ltd  
Attestation of Global Compliance(Shenzhen)Std & Tech Co., Ltd  
Tel: +86-755 2523 4088 E-mail: agc@agc-cert.com Web: http://cn.agc-cert.com/







Any report having not been signed by authorized approver, or having been altered without authorization, or having not been stamped by the "Dedicated Testing/Inspection Stamp" is deemed to be invalid. Copying or excerpting portion of, or altering the content of the report is not permitted without the written authorization of AGC. The test results presented in the report apply only to the tested sample. Any objections to report issued by AGC should be submitted to AGC within 15 days after the issuance of the test report. Further enquiry of validity or verification of the test report should be addressed to AGC by agc@agc-cert.com.



**Test Laboratory: AGC Lab**  
**802.11b Mid- Body- Back (DTS)**  
**DUT: Smart Phone; Type: ClearPHONE 620**

**Date: Jul. 23,2020**

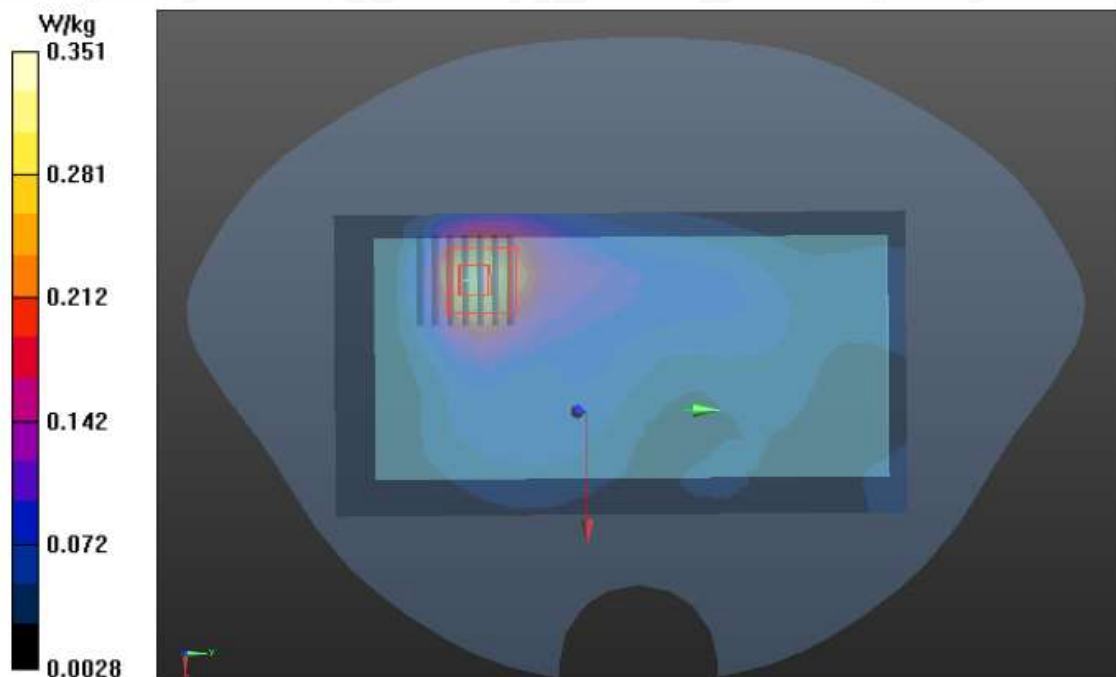
Communication System: Wi-Fi; Communication System Band: 802.11b; Duty Cycle: 1:1;  
 Frequency: 2437 MHz; Medium parameters used:  $f = 2450$  MHz;  $\sigma = 1.79$  mho/m;  $\epsilon_r = 39.66$ ;  $\rho = 1000$  kg/m<sup>3</sup> ;  
 Phantom section: Flat Section  
 Ambient temperature (°C): 21.8, Liquid temperature (°C): 21.6

**DASY Configuration:**

- Probe: EX3DV4 – SN:3953; ConvF(7.75, 7.75, 7.75); Calibrated: Sep. 27,2019;
- Sensor-Surface: 3mm (Mechanical Surface Detection), z = 1.0, 31.0
- Electronics: DAE4 SN1398; Calibrated: Apr. 23,2020
- Phantom: SAM (20deg probe tilt) with CRP v5.0; Type: QD000P40CD;
- DASY52 52.8.7(1137); SEMCAD X 14.6.10(7164)

**BODY/BACK/Area Scan (11x20x1):** Measurement grid: dx=10mm, dy=10mm  
 Maximum value of SAR (measured) = 0.342 W/kg

**BODY/BACK/Zoom Scan (7x7x7)/Cube 0:** Measurement grid: dx=5mm, dy=5mm, dz=5mm  
 Reference Value = 5.967 V/m; Power Drift = 0.05 dB  
 Peak SAR (extrapolated) = 0.593 W/kg  
**SAR(1 g) = 0.273 W/kg; SAR(10 g) = 0.137 W/kg**  
 Maximum value of SAR (measured) = 0.351 W/kg



Any report having not been signed by authorized approver, or having been altered without authorization, or having not been stamped by the "Dedicated Testing/Inspection Stamp" is deemed to be invalid. Copying or excerpting portion of, or altering the content of the report is not permitted without the written authorization of AGC. The test results presented in the report apply only to the tested sample. Any objections to report issued by AGC should be submitted to AGC within 15days after the issuance of the test report. Further enquiry of validity or verification of the test report should be addressed to AGC by agc@agc-cert.com.

Attestation of Global Compliance(Shenzhen)Co., Ltd  
 Attestation of Global Compliance(Shenzhen)Std & Tech Co., Ltd  
 Tel: +86-755 2523 4088 E-mail: agc@agc-cert.com Web: http://cn.agc-cert.com/



### Repeated SAR

Test Laboratory: AGC Lab

LTE Band 7 Low-Tilt-Left (1RB#0)

DUT: Smart Phone; Type: ClearPHONE 620

Date: Jul. 13,2020

Communication System: LTE; Communication System Band: LTE Band 7; Duty Cycle:1:1;  
Frequency: 2510MHz; Medium parameters used:  $f = 2600$  MHz;  $\sigma = 1.85$  mho/m;  $\epsilon_r = 41.70$ ;  $\rho = 1000$  kg/m<sup>3</sup> ;  
Phantom section: Left Section  
Ambient temperature (°C): 21.6, Liquid temperature (°C): 21.3

DASY Configuration:

- Probe: EX3DV4 – SN:3953; ConvF(7.50, 7.50, 7.50); Calibrated: Sep. 27,2019;
- Sensor-Surface: 1.4mm (Mechanical Surface Detection),  $z = 1.0, 31.0$
- Electronics: DAE4 SN1398; Calibrated: Apr. 23,2020
- Phantom: SAM (20deg probe tilt) with CRP v5.0; Type: QD000P40CD;
- DASY52 52.8.7(1137); SEMCAD X 14.6.10(7164)


**LEFT HEAD/L-T-L-REPEATED/Area Scan (12x20x1):** Measurement grid: dx=10mm, dy=10mm  
Maximum value of SAR (measured) = 1.30 W/kg

**LEFT HEAD/L-T-L-REPEATED/Zoom Scan (7x7x7)/Cube 0:** Measurement grid: dx=5mm, dy=5mm, dz=5mm  
Reference Value = 7.662 V/m; Power Drift = -0.05 dB

Peak SAR (extrapolated) = 3.00 W/kg

**SAR(1 g) = 1.12 W/kg; SAR(10 g) = 0.435 W/kg**

Maximum value of SAR (measured) = 1.60 W/kg



Any report having not been signed by authorized approver, or having been altered without authorization, or having not been stamped by the "Dedicated Testing/Inspection Stamp" is deemed to be invalid. Copying or excerpting portion of, or altering the content of the report is not permitted without the written authorization of AGC. The test results presented in the report apply only to the tested sample. Any objections to report issued by AGC should be submitted to AGC within 15days after the issuance of the test report. Further enquiry of validity or verification of the test report should be addressed to AGC by agc@agc-cert.com.

Attestation of Global Compliance(Shenzhen)Co., Ltd

Attestation of Global Compliance(Shenzhen)Std & Tech Co., Ltd


Tel: +86-755 2523 4088 E-mail: agc@agc-cert.com Web: http://cn.agc-cert.com/



### APPENDIX C. TEST SETUP PHOTOGRAPHS LEFT- CHEEK TOUCH



LEFT-TILT 15°




Any report having not been signed by authorized approver, or having been altered without authorization, or having not been stamped by the "Dedicated Testing/Inspection Stamp" is deemed to be invalid. Copying or excerpting portion of, or altering the content of the report is not permitted without the written authorization of AGC. The test results presented in the report apply only to the tested sample. Any objections to report issued by AGC should be submitted to AGC within 15days after the issuance of the test report. Further enquiry of validity or verification of the test report should be addressed to AGC by [agc@agc-cert.com](mailto:agc@agc-cert.com).

Attestation of Global Compliance(Shenzhen)Co., Ltd  
Attestation of Global Compliance(Shenzhen)Std & Tech Co., Ltd  
Tel: +86-755 2523 4088 E-mail: [agc@agc-cert.com](mailto:agc@agc-cert.com) Web: <http://cn.agc-cert.com/>






RIGHT- CHEEK TOUCH



RIGHT-TILT 15°




Any report having not been signed by authorized approver, or having been altered without authorization, or having not been stamped by the "Dedicated Testing/Inspection Stamp" is deemed to be invalid. Copying or excerpting portion of, or altering the content of the report is not permitted without the written authorization of AGC. The test results presented in the report apply only to the tested sample. Any objections to report issued by AGC should be submitted to AGC within 15days after the issuance of the test report. Further enquiry of validity or verification of the test report should be addressed to AGC by [agc@agc-cert.com](mailto:agc@agc-cert.com).

Attestation of Global Compliance(Shenzhen)Co., Ltd  
Attestation of Global Compliance(Shenzhen)Std & Tech Co., Ltd  
Tel: +86-755 2523 4088 E-mail: [agc@agc-cert.com](mailto:agc@agc-cert.com) Web: <http://cn.agc-cert.com/>



Body Back 10mm



Body Front 10mm



Any report having not been signed by authorized approver, or having been altered without authorization, or having not been stamped by the "Dedicated Testing/Inspection Stamp" is deemed to be invalid. Copying or excerpting portion of, or altering the content of the report is not permitted without the written authorization of AGC. The test results presented in the report apply only to the tested sample. Any objections to report issued by AGC should be submitted to AGC within 15 days after the issuance of the test report. Further enquiry of validity or verification of the test report should be addressed to AGC by [agc@agc-cert.com](mailto:agc@agc-cert.com).

Attestation of Global Compliance(Shenzhen)Co., Ltd  
Attestation of Global Compliance(Shenzhen)Std & Tech Co., Ltd  
Tel: +86-755 2523 4088 E-mail: [agc@agc-cert.com](mailto:agc@agc-cert.com) Web: <http://cn.agc-cert.com/>



Edge 1(Top) 10mm



Edge 2(Right) 10mm



Any report having not been signed by authorized approver, or having been altered without authorization, or having not been stamped by the "Dedicated Testing/Inspection Stamp" is deemed to be invalid. Copying or excerpting portion of, or altering the content of the report is not permitted without the written authorization of AGC. The test results presented in the report apply only to the tested sample. Any objections to report issued by AGC should be submitted to AGC within 15days after the issuance of the test report. Further enquiry of validity or verification of the test report should be addressed to AGC by [agc@agc-cert.com](mailto:agc@agc-cert.com).

Attestation of Global Compliance(Shenzhen)Co., Ltd  
Attestation of Global Compliance(Shenzhen)Std & Tech Co., Ltd  
Tel: +86-755 2523 4088 E-mail: [agc@agc-cert.com](mailto:agc@agc-cert.com) Web: <http://cn.agc-cert.com/>



Edge 3(Bottom) 10mm



Edge 4(Left) 10mm



Any report having not been signed by authorized approver, or having been altered without authorization, or having not been stamped by the "Dedicated Testing/Inspection Stamp" is deemed to be invalid. Copying or excerpting portion of, or altering the content of the report is not permitted without the written authorization of AGC. The test results presented in the report apply only to the tested sample. Any objections to report issued by AGC should be submitted to AGC within 15days after the issuance of the test report. Further enquiry of validity or verification of the test report should be addressed to AGC by [agc@agc-cert.com](mailto:agc@agc-cert.com).


Attestation of Global Compliance(Shenzhen)Co., Ltd  
Attestation of Global Compliance(Shenzhen)Std & Tech Co., Ltd  
Tel: +86-755 2523 4088 E-mail: [agc@agc-cert.com](mailto:agc@agc-cert.com) Web: <http://cn.agc-cert.com/>





### DEPTH OF THE LIQUID IN THE PHANTOM—ZOOM IN


Note : The position used in the measurement were according to IEEE 1528-2013



Any report having not been signed by authorized approver, or having been altered without authorization, or having not been stamped by the "Dedicated Testing/Inspection Stamp" is deemed to be invalid. Copying or excerpting portion of, or altering the content of the report is not permitted without the written authorization of AGC. The test results presented in the report apply only to the tested sample. Any objections to report issued by AGC should be submitted to AGC within 15days after the issuance of the test report. Further enquiry of validity or verification of the test report should be addressed to AGC by agc@agc-cert.com.

Attestation of Global Compliance(Shenzhen)Co., Ltd  
Attestation of Global Compliance(Shenzhen)Std & Tech Co., Ltd  
Tel: +86-755 2523 4088 E-mail: agc@agc-cert.com Web: http://cn.agc-cert.com/





Any report having not been signed by authorized approver, or having been altered without authorization, or having not been stamped by the "Dedicated Testing/Inspection Stamp" is deemed to be invalid. Copying or excerpting portion of, or altering the content of the report is not permitted without the written authorization of AGC. The test results presented in the report apply only to the tested sample. Any objections to report issued by AGC should be submitted to AGC within 15 days after the issuance of the test report. Further enquiry of validity or verification of the test report should be addressed to AGC by agc@agc-cert.com.

Attestation of Global Compliance(Shenzhen)Co., Ltd  
Attestation of Global Compliance(Shenzhen)Std & Tech Co., Ltd  
Tel: +86-755 2523 4088 E-mail: agc@agc-cert.com Web: http://cn.agc-cert.com/



## APPENDIX D. CALIBRATION DATA

Refer to Attached files.

Any report having not been signed by authorized approver, or having been altered without authorization, or having not been stamped by the "Dedicated Testing/Inspection Stamp" is deemed to be invalid. Copying or excerpting portion of, or altering the content of the report is not permitted without the written authorization of AGC. The test results presented in the report apply only to the tested sample. Any objections to report issued by AGC should be submitted to AGC within 15days after the issuance of the test report. Further enquiry of validity or verification of the test report should be addressed to AGC by [agc@agc-cert.com](mailto:agc@agc-cert.com).

Attestation of Global Compliance(Shenzhen)Co., Ltd  
Attestation of Global Compliance(Shenzhen)Std & Tech Co., Ltd  
Tel: +86-755 2523 4088 E-mail: [agc@agc-cert.com](mailto:agc@agc-cert.com) Web: <http://cn.agc-cert.com/>





## Conditions of Issuance of Test Reports

1. All samples and goods are accepted by the Attestation of Global Compliance (Shenzhen) Co., Ltd (the “Company”) solely for testing and reporting in accordance with the following terms and conditions. The company provides its services on the basis that such terms and conditions constitute express agreement between the company and any person, firm or company requesting its services (the “Clients”).
2. Any report issued by Company as a result of this application for testing services (the “Report”) shall be issued in confidence to the Clients and the Report will be strictly treated as such by the Company. It may not be reproduced either in its entirety or in part and it may not be used for advertising or other unauthorized purposes without the written consent of the Company. The Clients to whom the Report is issued may, however, show or send it, or a certified copy thereof prepared by the Company to its customer, supplier or other persons directly concerned. The Company will not, without the consent of the Clients, enter into any discussion or correspondence with any third party concerning the contents of the Report, unless required by the relevant governmental authorities, laws or court orders.
3. The Company shall not be called or be liable to be called to give evidence or testimony on the Report in a court of law without its prior written consent, unless required by the relevant governmental authorities, laws or court orders.
4. The non-CMA report issued by AGC is only permitted to be used by the client as internal reference use and shall not be used for public demonstration purpose.
5. In the event of the improper use of the report as determined by the Company, the Company reserves the right to withdraw it, and to adopt any other additional remedies which may be appropriate.
6. Samples submitted for testing are accepted on the understanding that the Report issued cannot form the basis of, or be the instrument for, any legal action against the Company.
7. The Company will not be liable for or accept responsibility for any loss or damage however arising from the use of information contained in any of its Reports or in any communication whatsoever about its said tests or investigations.
8. Clients wishing to use the Report in court proceedings or arbitration shall inform the Company to that effect prior to submitting the sample for testing.
9. The Company is not responsible for recalling the electronic version of the original report when any revision is made to them. The Client assumes the responsibility to providing the revised version to any interested party who uses them.
10. Subject to the variable length of retention time for test data and report stored hereinto as otherwise specifically required by individual accreditation authorities, the Company will only keep the supporting test data and information of the test report for a period of six years. The data and information will be disposed of after the aforementioned retention period has elapsed. Under no circumstances shall we provide any data and information which has been disposed of after retention period. Under no circumstances shall we be liable for damage of any kind, including (but not limited to) compensatory damages, lost profits, lost data, or any form of special, incidental, indirect, consequential or punitive damages of any kind, whether based on breach of contract of warranty, tort (including negligence), product liability or otherwise, even if we are informed in advance of the possibility of such damages.

Any report having not been signed by authorized approver, or having been altered without authorization, or having not been stamped by the “Dedicated Testing/Inspection Stamp” is deemed to be invalid. Copying or excerpting portion of, or altering the content of the report is not permitted without the written authorization of AGC. The test results presented in the report apply only to the tested sample. Any objections to report issued by AGC should be submitted to AGC within 15 days after the issuance of the test report. Further enquiry of validity or verification of the test report should be addressed to AGC by [agc@agc-cert.com](mailto:agc@agc-cert.com).

