
FCC Test Report

Report No.:AGC09966200501FE02

FCC ID : 2AVSK-620
APPLICATION PURPOSE : Original Equipment
PRODUCT DESIGNATION : Smart Phone
BRAND NAME : ClearCellular
MODEL NAME : CLEARPHONE 620
APPLICANT : ClearCellular, Limited.
DATE OF ISSUE : Jun. 18, 2020
STANDARD(S) : FCC Part 22H & 24E & 27 Rules
REPORT VERSION : V1.0

Attestation of Global Compliance (Shenzhen) Co., Ltd.

CAUTION:

This report shall not be reproduced except in full without the written permission of the test laboratory and shall not be quoted out of context.



Any report having not been signed by authorized approver, or having been altered without authorization, or having not been stamped by the "Dedicated Testing/Inspection Stamp" is deemed to be invalid. Copying or excerpting portion of, or altering the content of the report is not permitted without the written authorization of AGC. The test results presented in the report apply only to the tested sample. Any objections to report issued by AGC should be submitted to AGC within 15 days after the issuance of the test report. Further enquiry of validity or verification of the test report should be addressed to AGC by agc@agc-cert.com.

Attestation of Global Compliance(Shenzhen)Co., Ltd
Attestation of Global Compliance(Shenzhen)Std & Tech Co., Ltd
Tel: +86-755 2523 4088 E-mail: agc@agc-cert.com Web: <http://cn.agc-cert.com/>



REPORT REVISE RECORD

Report Version	Revise Time	Issued Date	Valid Version	Notes
V1.0	/	Jun. 18, 2020	Valid	Initial Release

Any report having not been signed by authorized approver, or having been altered without authorization, or having not been stamped by the "Dedicated Testing/Inspection Stamp" is deemed to be invalid. Copying or excerpting portion of, or altering the content of the report is not permitted without the written authorization of AGC. The test results presented in the report apply only to the tested sample. Any objections to report issued by AGC should be submitted to AGC within 15 days after the issuance of the test report. Further enquiry of validity or verification of the test report should be addressed to AGC by agc@agc-cert.com.

Attestation of Global Compliance(Shenzhen)Co., Ltd
Attestation of Global Compliance(Shenzhen)Std & Tech Co., Ltd
Tel: +86-755 2523 4088 E-mail: agc@agc-cert.com Web: <http://cn.agc-cert.com/>



TABLE OF CONTENTS

1. VERIFICATION OF COMPLIANCE	5
2. GENERAL INFORMATION	6
2.1 PRODUCT DESCRIPTION	6
2.2 RELATED SUBMITTAL(S) / GRANT (S)	7
2.3 TEST METHODOLOGY	8
2.4 TEST FACILITY	9
2.6 SPECIAL ACCESSORIES	11
2.7 EQUIPMENT MODIFICATIONS	11
3. SYSTEM TEST CONFIGURATION	12
3.1 EUT CONFIGURATION	12
3.2 EUT EXERCISE	12
3.3 CONFIGURATION OF EUT SYSTEM	12
4. SUMMARY OF TEST RESULTS	13
5. DESCRIPTION OF TEST MODES	14
6. OUTPUT POWER	15
6.1 CONDUCTED OUTPUT POWER	15
6.2 RADIATED OUTPUT POWER	22
6.2.1 MEASUREMENT METHOD	22
6.2.2 PROVISIONS APPLICABLE	23
6.3. PEAK-TO-AVERAGE RATIO	26
6.3.1 MEASUREMENT METHOD	26
6.3.2 PROVISIONS APPLICABLE	26
6.3.3 MEASUREMENT RESULT	27
7. OCCUPIED BANDWIDTH	28
7.1 MEASUREMENT METHOD	28
7.2 PROVISIONS APPLICABLE	28
7.3 MEASUREMENT RESULT	29
8. BAND EDGE	36
8.1 MEASUREMENT METHOD	36
8.2 PROVISIONS APPLICABLE	36
8.3 MEASUREMENT RESULT	37
9. SPURIOUS EMISSION	40
9.1 CONDUCTED SPURIOUS EMISSION	41
9.2 RADIATED SPURIOUS EMISSION	60
9.2.2 TEST SETUP	61
10. FREQUENCY STABILITY	65
10.1 MEASUREMENT METHOD	65

Any report having not been signed by authorized approver, or having been altered without authorization, or having not been stamped by the Dedicated Testing/Inspection Stamp, is deemed to be invalid. Copying or excerpting portion of, or altering the content of the report is not permitted without the written authorization of AGC. The test results presented in the report apply only to the tested sample. Any objections to report issued by AGC should be submitted to AGC within 15 days after the issuance of the test report. Further enquiry or complaint on the test result should be addressed to AGC by agc@agc-cert.com.



10.2 PROVISIONS APPLICABLE 66

10.3 MEASUREMENT RESULT 67

APPENDIX A: PHOTOGRAPHS OF TEST SETUP 78

Any report having not been signed by authorized approver, or having been altered without authorization, or having not been stamped by the "Dedicated Testing/Inspection Stamp" is deemed to be invalid. Copying or excerpting portion of, or altering the content of the report is not permitted without the written authorization of AGC. The test results presented in the report apply only to the tested sample. Any objections to report issued by AGC should be submitted to AGC within 15days after the issuance of the test report. Further enquiry of validity or verification of the test report should be addressed to AGC by agc@agc-cert.com.

Attestation of Global Compliance(Shenzhen)Co., Ltd
Attestation of Global Compliance(Shenzhen)Std & Tech Co., Ltd
Tel: +86-755 2523 4088 E-mail: agc@agc-cert.com Web: <http://cn.agc-cert.com/>



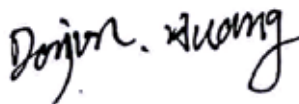
1. VERIFICATION OF COMPLIANCE

Applicant	ClearCellular, Limited.
Address	107 Richmond Street Lower Hutt state New Zealand
Manufacturer	COOSEA GROUP (HK) COMPANY LIMITED
Address	UNIT 5-6 16F MULTIFIELD PLAZA 3-7A PRAT AVENUE TSIM SHA TSUI KL HONGKONG
Factory	ClearCellular, Limited.
Address	107 Richmond Street Lower Hutt state New Zealand
Product Designation	Smart Phone
Brand Name	ClearCellular
Test Model	ClearPHONE 620
Date of test	May 15, 2020~Jun. 18, 2020
Deviation	No any deviation from the test method.
Condition of Test Sample	Normal

We hereby certify that:

The above equipment was tested by Attestation of Global Compliance(Shenzhen) Co., Ltd. The data evaluation, test procedures, and equipment configurations shown in this report were made in accordance with the procedures given in ANSI/TIA-603-E-2016. The sample tested as described in this report is in compliance with the FCC Rules Part 22H , 24E And 27. The test results of this report relate only to the tested sample identified in this report.

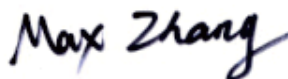
Prepared By



Donjon Huang
(Project Engineer)

Jun. 18, 2020

Reviewed By



Max Zhang
(Reviewer)

Jun. 18, 2020

Approved By



Forrest Lei
(Authorized Officer)

Jun. 18, 2020

Any report having not been signed by authorized approver, or having been altered without authorization, or having not been stamped by the "Dedicated Testing/Inspection Stamp" is deemed to be invalid. Copying or excerpting portion of, or altering the content of the report is not permitted without the written authorization of AGC. The test results presented in the report apply only to the tested sample. Any objections to report issued by AGC should be submitted to AGC within 15 days after the issuance of the test report. Further enquiry of validity or verification of the test report should be addressed to AGC by agc@agc-cert.com.



2. GENERAL INFORMATION

2.1 PRODUCT DESCRIPTION

A major technical description of EUT is described as following:

Product Designation:	Mara Phones X1
Frequency Bands:	<input checked="" type="checkbox"/> GPRS 850 <input checked="" type="checkbox"/> PCS1900 (U.S. Bands) <input type="checkbox"/> GSM 900 <input type="checkbox"/> DCS 1800 (Non-U.S. Bands) <input checked="" type="checkbox"/> UMTS FDD Band II <input checked="" type="checkbox"/> UMTS FDD Band IV <input checked="" type="checkbox"/> UMTS FDD Band V (U.S. Bands) <input type="checkbox"/> UMTS FDD Band I <input type="checkbox"/> UMTS FDD Band VIII (Non-U.S. Bands)
Hardware Version	K7011Q-01
Software Version	K7011.GB.HD J.Q0.ANASAPA9DATJDFTL.0402_1614.V2.1
Antenna Type	PIFA Antenna
Antenna gain	GSM850:-2.5dBi; PCS1900: -1.0dBi WCDMA850: -2.5dBi; WCDMA1900:-1.0dBi; WCDMA1700:-1.0dBi
Power Supply:	DC 3.85V by Built-in Li-ion Battery
Battery parameter:	DC 3.85V 3900mAh
Dual Card:	GSM /WCDMA Card Slot
GPRS Class	12
Extreme Vol. Limits:	DC3.27V to 4.40V (Normal: DC 3.85V)
Extreme Temp. Tolerance	-10°C to +40°C
<p>*** Note: 1. The High Voltage DC4.40 V and Low Voltage DC3.27V were declared by manufacturer 2. The EUT couldn't be operating normally with higher or lower voltage.</p>	

*** **Note:** 1. The maximum power levels are GSM for MCS-4: GMSK link, and RMC 12.2kbps mode for WCDMA band II, WCDMA band V, WCDMA band IV only these modes were used for all tests.
2. We found out the test mode with the highest power level after we analyze all the data rates. So we chose worst cases a representative.

Any report having not been signed by authorized approver, or having been altered without authorization, or having not been stamped by the "Dedicated Testing/Inspection Stamp" is deemed to be invalid. Copying or excerpting portion of, or altering the content of the report is not permitted without the written authorization of AGC. The test results presented in the report apply only to the tested sample. Any objections to report issued by AGC should be submitted to AGC within 15days after the issuance of the test report. Further enquiry of validity or verification of the test report should be addressed to AGC by agc@agc-cert.com.

Attestation of Global Compliance(Shenzhen)Co., Ltd
Attestation of Global Compliance(Shenzhen)Std & Tech Co., Ltd
Tel: +86-755 2523 4088 E-mail: agc@agc-cert.com Web: http://cn.agc-cert.com/



GSM/WCDMA Slot 1:

	Maximum ERP/EIRP (dBm)	Max. Average Burst Power (dBm)
GSM 850	31.88	33.51
PCS 1900	28.67	30.17
UMTS BAND V	22.71	23.39
UMTS BAND II	21.44	23.32
UMTS BAND IV	21.88	23.33

GSM/WCDMA Slot 2:

	Maximum ERP/EIRP (dBm)	Max. Average Burst Power (dBm)
GSM 850	31.51	32.49
PCS 1900	18.13	19.53
UMTS BAND V	21.79	22.82
UMTS BAND II	21.25	22.76
UMTS BAND IV	21.54	22.58

Any report having not been signed by authorized approver, or having been altered without authorization, or having not been stamped by the "Dedicated Testing/Inspection Stamp" is deemed to be invalid. Copying or excerpting portion of, or altering the content of the report is not permitted without the written authorization of AGC. The test results presented in the report apply only to the tested sample. Any objections to report issued by AGC should be submitted to AGC within 15 days after the issuance of the test report. Further enquiry of validity or verification of the test report should be addressed to AGC by agc@agc-cert.com.



2.2 RELATED SUBMITTAL(S) / GRANT (S)

This submittal(s) (test report) is intended for **FCC ID: 2AVSK-620**, filing to comply with the FCC Part 22H&24E requirements.

2.3 TEST METHODOLOGY

The radiated emission testing was performed according to the procedures of ANSI/TIA-603-E-2016, and KDB 971168 D01 Power Means License Digital Systems V03R01.

Any report having not been signed by authorized approver, or having been altered without authorization, or having not been stamped by the "Dedicated Testing/Inspection Stamp" is deemed to be invalid. Copying or excerpting portion of, or altering the content of the report is not permitted without the written authorization of AGC. The test results presented in the report apply only to the tested sample. Any objections to report issued by AGC should be submitted to AGC within 15 days after the issuance of the test report. Further enquiry of validity or verification of the test report should be addressed to AGC by agc@agc-cert.com.

Attestation of Global Compliance(Shenzhen)Co., Ltd
Attestation of Global Compliance(Shenzhen)Std & Tech Co., Ltd
Tel: +86-755 2523 4088 E-mail: agc@agc-cert.com Web: <http://cn.agc-cert.com/>




2.4 TEST FACILITY

Test Site	Attestation of Global Compliance (Shenzhen) Co., Ltd
Location	1-2/F, Building 19, Junfeng Industrial Park, Chongqing Road, Heping Community, Fuhai Street, Bao'an District, Shenzhen, Guangdong, China
Designation Number	CN1259
FCC Test Firm Registration Number	975832
A2LA Cert. No.	5054.02
Description	Attestation of Global Compliance(Shenzhen) Co., Ltd is accredited by A2LA

ALL TEST EQUIPMENT LIST

Equipment	Manufacturer	Model	S/N	Cal. Date	Cal. Due
TEST RECEIVER	R&S	ESPI	101206	May 15, 2020	May 14, 2022
LISN	R&S	ESH2-Z5	100086	Aug. 26, 2019	Aug. 25, 2020
TEST RECEIVER	R&S	ESCI	10096	May 15, 2020	May 14, 2022
EXA Signal Analyzer	Aglient	N9010A	MY53470504	Dec.18, 2019	Dec.17, 2020
EXA Signal Analyzer	Aglient	N9020B	MY56101792	Dec.18, 2019	Dec.17, 2020
Horn antenna	SCHWARZBECK	BBHA 9170	#768	Sep. 21, 2019	Sep. 20, 2021
preamplifier	ChengYi	EMC184045SE	980508	Sep. 23, 2019	Sep. 22, 2020
Double-Ridged Waveguide Horn	ETS LINDGREN	3117	00034609	May. 17, 2019	May. 16, 2021
Broadband Preamplifier	SCHWARZBECK	BBV 9718	9718-205	Jun.12, 2019	Jun.11, 2020
Broadband Preamplifier	SCHWARZBECK	BBV 9718	9718-205	Jun.10, 2020	Jun.09, 2021
ANTENNA	SCHWARZBECK	VULB9168	D69250	Sep.20, 2019	Sep.19, 2020
SIGNAL ANALYZER	Agilent	N9020A	MY52090123	Sep. 09, 2019	Sep. 08, 2020
USB Wideband Power Sensor	Agilent	U2021XA	MY54110007	Sep. 09, 2019	Sep. 08, 2020
Universal Radio Communication Tester	R&S	CMU200	120237	July 13, 2019	July 12, 2020
Universal Radio Communication Tester	Agilent	8960	GB46200384	July 11, 2019	July 10, 2020

Any report having not been signed by authorized approver, or having been altered without authorization, or having not been stamped by the Dedicated Testing/Inspection Stamp, or having been copied or excised, or having been altered in any way, or having been used for any purpose other than the original purpose for which it was presented in the report apply only to the tested sample. Any objections to report issued by AGC should be submitted to AGC within 15days after the issuance of the test report. Further enquiry or verification of the test report should be addressed to AGC by agc@agc-cert.com.



Power Splitter	Agilent	11636A	34	Jun.12, 2019	Jun.11, 2020
Attenuator	TAMA GWA	UFA-01	3286	Oct. 15, 2019	Oct. 14, 2020
Horn Ant (18G-40GHz)	Schwarzbeck	BBHA 9170		Sep. 21, 2019	Sep. 20, 2021
Horn Ant (18G-40GHz)	ETS	QWH_SL_18_4 0_K_SG		Sep. 21, 2019	Sep. 20, 2021
Power Splitter	Agilent	11636A	/	Sep.18, 2019	Sep.17, 2020
CMU200	R&S	120237	/	July 13, 2019	July 12, 2020
Artificial Mains Network ENV216	R&S	101242	/	July 11,2019	July 10, 2020
Filter Bank Notch 1(880-915MHz)	MICRO-TRONICS	010	/	Feb. 25, 2020	Feb. 24, 2021
Filter Bank Notch 2 (1710-1785MHz)	MICRO-TRONICS	009	/	Feb. 25, 2020	Feb. 24, 2021
Filter Bank Notch 3 (1920-1980MHz)	MICRO-TRONICS	008	/	Feb. 25, 2020	Feb. 24, 2021

Any report having not been signed by authorized approver, or having been altered without authorization, or having not been stamped by the "Dedicated Testing/Inspection Stamp" is deemed to be invalid. Copying or excerpting portion of, or altering the content of the report is not permitted without the written authorization of AGC. The test results presented in the report apply only to the tested sample. Any objections to report issued by AGC should be submitted to AGC within 15days after the issuance of the test report. Further enquiry of validity or verification of the test report should be addressed to AGC by agc@agc-cert.com.



2.6 SPECIAL ACCESSORIES

The battery wassupplied by the applicant were used as accessories and being tested with EUT intended for FCC grant together.

2.7 EQUIPMENT MODIFICATIONS

Not available for this EUT intended for grant.

Any report having not been signed by authorized approver, or having been altered without authorization, or having not been stamped by the "Dedicated Testing/Inspection Stamp" is deemed to be invalid. Copying or excerpting portion of, or altering the content of the report is not permitted without the written authorization of AGC. The test results presented in the report apply only to the tested sample. Any objections to report issued by AGC should be submitted to AGC within 15days after the issuance of the test report. Further enquiry of validity or verification of the test report should be addressed to AGC by agc@agc-cert.com.

Attestation of Global Compliance(Shenzhen)Co., Ltd
Attestation of Global Compliance(Shenzhen)Std & Tech Co., Ltd
Tel: +86-755 2523 4088 E-mail: agc@agc-cert.com Web: <http://cn.agc-cert.com/>



3. SYSTEM TEST CONFIGURATION

3.1 EUT CONFIGURATION

The EUT configuration for testing is installed on RF field strength measurement to meet the Commission's requirement and operating in a manner which intends to maximize its emission characteristics in a continuous normal application.

3.2 EUT EXERCISE

The Transmitter was operated in the maximum output power mode through Communication Tester. The TX frequency was fixed which was for the purpose of the measurements.

3.3 CONFIGURATION OF EUT SYSTEM

Fig. 2-1 Configuration of EUT System



Table 2-1 Equipment Used in EUT System

Item	Equipment	Model No.	ID or Specification	Remark
1	Smart Phone	ClearPHONE 620	2AVSK-620	EUT
2	Adapter	HJ-FC017K7-US	Input: AC 100-240V, 50/60Hz, 0.6A Output: DC 9V, 2A	AE
3	Battery	BL-A5CT	DC3.85V 4900mAh	AE
4	USB Cable	N/A	N/A	AE

***Note: All the accessories have been used during the test. The following "EUT" in setup diagram means EUT system.

Any report having not been signed by authorized approver, or having been altered without authorization, or having not been stamped by the "Dedicated Testing/Inspection Stamp" is deemed to be invalid. Copying or excerpting portion of, or altering the content of the report is not permitted without the written authorization of AGC. The test results presented in the report apply only to the tested sample. Any objections to report issued by AGC should be submitted to AGC within 15 days after the issuance of the test report. Further enquiry of validity or verification of the test report should be addressed to AGC by agc@agc-cert.com.



4. SUMMARY OF TEST RESULTS

Item Number	Item Description		FCC Rules	Result
1	Output Power	Conducted Output Power	2.1046	Pass
		Radiated Output Power	22.913(a) (2) / 24.232 (c)/ 27.50(d)(4)	
2	Peak-to-Average Ratio	Peak-to-Average Ratio	24.232(d)	Pass
3	Spurious Emission	Conducted Spurious Emission	2.1051/22.917(a)/24.238(a)/ 27.53(h)	Pass
		Radiated Spurious Emission		
4	Frequency Stability		2.1053/22.917(a)/24.238(a)/27.53(h)	Pass
5	Occupied Bandwidth		2.1049	Pass
6	Band Edge		2.1051/22.917(a)/24.238(a)/ 27.53(h)	Pass

Any report having not been signed by authorized approver, or having been altered without authorization, or having not been stamped by the "Dedicated Testing/Inspection Stamp" is deemed to be invalid. Copying or excerpting portion of, or altering the content of the report is not permitted without the written authorization of AGC. The test results presented in the report apply only to the tested sample. Any objections to report issued by AGC should be submitted to AGC within 15 days after the issuance of the test report. Further enquiry of validity or verification of the test report should be addressed to AGC by agc@agc-cert.com.

Attestation of Global Compliance(Shenzhen)Co., Ltd
Attestation of Global Compliance(Shenzhen)Std & Tech Co., Ltd
Tel: +86-755 2523 4088 E-mail: agc@agc-cert.com Web: http://cn.agc-cert.com/



5. DESCRIPTION OF TEST MODES

During the testing, the EUT was controlled via Rhode & Schwarz Digital Radio Communication Tester (CMU 200) to ensure max power transmission and proper modulation. Three channels (The top channel, the middle channel and the bottom channel) were chosen for testing on both GSM and PCS frequency band.

*****Note:** GSM/EGPRS 850, GSM/EGPRS 1900, WCDMA/HSPA band II, WCDMA/HSPA band V, WCDMA/HSPA band IV, mode have been tested during the test.

The worst condition was recorded in the test report if no other modes test data.

Any report having not been signed by authorized approver, or having been altered without authorization, or having not been stamped by the "Dedicated Testing/Inspection Stamp" is deemed to be invalid. Copying or excerpting portion of, or altering the content of the report is not permitted without the written authorization of AGC. The test results presented in the report apply only to the tested sample. Any objections to report issued by AGC should be submitted to AGC within 15 days after the issuance of the test report. Further enquiry of validity or verification of the test report should be addressed to AGC by agc@agc-cert.com.

Attestation of Global Compliance(Shenzhen)Co., Ltd
Attestation of Global Compliance(Shenzhen)Std & Tech Co., Ltd
Tel: +86-755 2523 4088 E-mail: agc@agc-cert.com Web: <http://cn.agc-cert.com/>



6. OUTPUT POWER

6.1 CONDUCTED OUTPUT POWER

6.1.1 MEASUREMENT METHOD

The transmitter output port was connected to base station.

The RF output of EUT was connected to the spectrum analyzer by RF cable and attenuator.

The path loss was compensated to the results for each measurement.

Measure the maximum burst average power and average power for other modulation signal.

The EUT was setup for the max output power with pseudo random data modulation. Power was measured with Spectrum Analyzer. The measurements were performed on all modes(GSM/EGPRS 850, GSM/EGPRS 1900, WCDMA/HSPA band II, WCDMA/HSPA band V, WCDMA/HSPA band IV)at 3 typical channels(the Top Channel, the Middle Channel and the Bottom Channel) for each band.

Any report having not been signed by authorized approver, or having been altered without authorization, or having not been stamped by the "Dedicated Testing/Inspection Stamp" is deemed to be invalid. Copying or excerpting portion of, or altering the content of the report is not permitted without the written authorization of AGC. The test results presented in the report apply only to the tested sample. Any objections to report issued by AGC should be submitted to AGC within 15days after the issuance of the test report. Further enquiry of validity or verification of the test report should be addressed to AGC by agc@agc-cert.com.

Attestation of Global Compliance(Shenzhen)Co., Ltd

Attestation of Global Compliance(Shenzhen)Std & Tech Co., Ltd

Tel: +86-755 2523 4088 E-mail: agc@agc-cert.com Web: <http://cn.agc-cert.com/>



GSM 850:

Mode	Frequency (MHz)	Avg.Burst Power	Duty cycle Factor(dB)	Frame Power(dBm)
GSM 850	824.2	33.49	-9	24.49
	836.6	33.51	-9	24.51
	848.8	33.51	-9	24.51
GPRS 850 (1 Slot)	824.2	33.60	-9	24.60
	836.6	33.47	-9	24.47
	848.8	33.46	-9	24.46
GPRS 850 (2 Slot)	824.2	29.24	-6	23.24
	836.6	29.32	-6	23.32
	848.8	29.19	-6	23.19
GPRS 850 (3 Slot)	824.2	27.25	-4.26	22.99
	836.6	27.37	-4.26	23.11
	848.8	27.52	-4.26	23.26
GPRS 850 (4 Slot)	824.2	25.49	-3	22.49
	836.6	25.11	-3	22.11
	848.8	25.17	-3	22.17

Mode	Channel	Frequency (MHz)	Avg.Burst Power (dBm)
EDGE (1 Slot)	128	824.2	27.31
	190	836.6	27.13
	251	848.8	26.90
EDGE (2 Slot)	128	824.2	25.53
	190	836.6	25.48
	251	848.8	25.22
EDGE (3 Slot)	128	824.2	22.77
	190	836.6	22.85
	251	848.8	21.96
EDGE (4 Slot)	128	824.2	20.33
	190	836.6	20.18
	251	848.8	20.27

Any report having not been signed by authorized approver, or having been altered without authorization, or having not been stamped by the "Dedicated Testing/Inspection Stamp" is deemed to be invalid. Copying or excerpting portion of, or altering the content of the report is not permitted without the written authorization of AGC. The test results presented in the report apply only to the tested sample. Any objections to report issued by AGC should be submitted to AGC within 15 days after the issuance of the test report. Further enquiry of validity or verification of the test report should be addressed to AGC by agc@agc-cert.com.



PCS 1900:

Mode	Frequency (MHz)	Avg.Burst Power	Duty cycle Factor(dB)	Frame Power(dBm)
GSM1900	1850.2	29.98	-9	20.98
	1880	30.17	-9	21.17
	1909.8	30.01	-9	21.01
GPRS1900 (1 Slot)	1850.2	30.00	-9	21.00
	1880	30.13	-9	21.13
	1909.8	29.98	-9	20.98
GPRS 1900 (2 Slot)	1850.2	26.55	-6	20.55
	1880	26.17	-6	20.17
	1909.8	26.71	-6	20.71
GPRS 1900 (3 Slot)	1850.2	25.25	-4.26	20.99
	1880	25.24	-4.26	20.98
	1909.8	25.39	-4.26	21.13
GPRS 1900 (4 Slot)	1850.2	23.58	-3	20.58
	1880	23.61	-3	20.61
	1909.8	23.69	-3	20.69

Mode	Channel	Frequency (MHz)	Avg.Burst Power (dBm)
EDGE (1 Slot)	512	1850.2	24.54
	661	1880	24.86
	810	1909.8	25.54
EDGE (2 Slot)	512	1850.2	24.39
	661	1880	24.74
	810	1909.8	24.51
EDGE (3 Slot)	512	1850.2	22.50
	661	1880	22.34
	810	1909.8	22.42
EDGE (4 Slot)	512	1850.2	21.13
	661	1880	21.24
	810	1909.8	21.27

Any report having not been signed by authorized approver, or having been altered without authorization, or having not been stamped by the "Dedicated Testing/Inspection Stamp" is deemed to be invalid. Copying or excerpting portion of, or altering the content of the report is not permitted without the written authorization of AGC. The test results presented in the report apply only to the tested sample. Any objections to report issued by AGC should be submitted to AGC within 15 days after the issuance of the test report. Further enquiry of validity or verification of the test report should be addressed to AGC by agc@agc-cert.com.



UMTS BAND V

Mode	Frequency (MHz)	Reference power	Avg.Burst Power
WCDMA 850 RMC	826.4	24	23.39
	836.4	24	23.38
	846.6	24	23.38
WCDMA850 AMR	826.4	24	22.68
	836.4	24	22.74
	846.6	24	22.53
HSDPA Subtest 1	826.4	24	22.52
	836.4	24	22.49
	846.6	24	22.50
HSDPA Subtest 2	826.4	24	21.72
	836.4	24	21.74
	846.6	24	21.71
HSDPA Subtest 3	826.4	24	21.68
	836.4	24	21.71
	846.6	24	21.72
HSDPA Subtest 4	826.4	24	21.65
	836.4	24	21.62
	846.6	24	21.66
HSUPA Subtest 1	826.4	24	20.22
	836.4	24	20.20
	846.6	24	20.28
HSUPA Subtest 2	826.4	24	20.33
	836.4	24	20.34
	846.6	24	20.36
HSUPA Subtest 3	826.4	24	21.32
	836.4	24	21.25
	846.6	24	21.27
HSUPA Subtest 4	826.4	24	19.74
	836.4	24	19.68
	846.6	24	19.81
HSUPA Subtest 5	826.4	24	19.22
	836.4	24	19.45
	846.6	24	19.41

Any report having not been signed by authorized approver, or having been altered without authorization, or having not been stamped by the "Dedicated Testing/Inspection Stamp" is deemed to be invalid. Copying or excerpting portion of, or altering the content of the report is not permitted without the written authorization of AGC. The test results presented in the report apply only to the tested sample. Any objections to report issued by AGC should be submitted to AGC within 15days after the issuance of the test report. Further enquiry of validity or verification of the test report should be addressed to AGC by agc@agc-cert.com.



UMTS BAND II

Mode	Frequency (MHz)	Reference power	Avg.Burst Power
WCDMA 1900 RMC	1852.4	24	23.16
	1880	24	23.16
	1907.6	24	23.32
WCDMA1900 AMR	1852.4	24	22.65
	1880	24	22.94
	1907.6	24	22.75
HSDPA Subtest 1	1852.4	24	22.58
	1880	24	22.62
	1907.6	24	22.73
HSDPA Subtest 2	1852.4	24	21.90
	1880	24	21.84
	1907.6	24	21.97
HSDPA Subtest 3	1852.4	24	21.88
	1880	24	21.79
	1907.6	24	21.86
HSDPA Subtest 4	1852.4	24	21.76
	1880	24	21.65
	1907.6	24	21.84
HSUPA Subtest 1	1852.4	24	20.39
	1880	24	20.39
	1907.6	24	20.53
HSUPA Subtest 2	1852.4	24	20.54
	1880	24	20.51
	1907.6	24	20.63
HSUPA Subtest 3	1852.4	24	21.41
	1880	24	21.39
	1907.6	24	21.51
HSUPA Subtest 4	1852.4	24	20.00
	1880	24	19.83
	1907.6	24	20.00
HSUPA Subtest 5	1852.4	24	19.53
	1880	24	19.57
	1907.6	24	19.69

Any report having not been signed by authorized approver, or having been altered without authorization, or having not been stamped by the "Dedicated Testing/Inspection Stamp" is deemed to be invalid. Copying or excerpting portion of, or altering the content of the report is not permitted without the written authorization of AGC. The test results presented in the report apply only to the tested sample. Any objections to report issued by AGC should be submitted to AGC within 15 days after the issuance of the test report. Further enquiry of validity or verification of the test report should be addressed to AGC by agc@agc-cert.com.



UMTS BAND IV

Mode	Frequency (MHz)	Reference power	Avg.Burst Power
WCDMA 850 RMC	1712.4	24	23.33
	1740	24	22.73
	1752.6	24	22.73
WCDMA850 AMR	1712.4	24	22.69
	1740	24	22.47
	1752.6	24	22.57
HSDPA Subtest 1	1712.4	24	22.42
	1740	24	21.75
	1752.6	24	21.72
HSDPA Subtest 2	1712.4	24	21.64
	1740	24	20.92
	1752.6	24	20.90
HSDPA Subtest 3	1712.4	24	21.57
	1740	24	20.89
	1752.6	24	20.87
HSDPA Subtest 4	1712.4	24	21.60
	1740	24	20.94
	1752.6	24	20.90
HSUPA Subtest 1	1712.4	24	20.15
	1740	24	19.48
	1752.6	24	19.44
HSUPA Subtest 2	1712.4	24	20.21
	1740	24	19.65
	1752.6	24	19.53
HSUPA Subtest 3	1712.4	24	21.20
	1740	24	20.55
	1752.6	24	20.51
HSUPA Subtest 4	1712.4	24	19.71
	1740	24	19.17
	1752.6	24	19.17
HSUPA Subtest 5	1712.4	24	19.12
	1740	24	18.51
	1752.6	24	18.58

Any report having not been signed by authorized approver, or having been altered without authorization, or having not been stamped by the "Dedicated Testing/Inspection Stamp" is deemed to be invalid. Copying or excerpting portion of, or altering the content of the report is not permitted without the written authorization of AGC. The test results presented in the report apply only to the tested sample. Any objections to report issued by AGC should be submitted to AGC within 15days after the issuance of the test report. Further enquiry of validity or verification of the test report should be addressed to AGC by agc@agc-cert.com.



According to 3GPP 25.101 sub-clause 6.2.2 , the maximum output power is allowed to be reduced by following the table.

Table 6.1aA: UE maximum output power with HS-DPCCH and E-DCH

UE Transmit Channel Configuration	CM(db)	MPR(db)
For all combinations of ,DPDCH,DPCCH HS-DPDCH,E-DPDCH and E-DPCCH	$0 \leq CM \leq 3.5$	MAX(CM-1,0)

Note: CM=1 for $\beta_d/\beta_c=12/15$, $\beta_{hs}/\beta_c=24/15$. For all other combinations of DPDCH, DPCCH, HS-DPCCH, E-DPDCH and E-DPCCH the MPR is based on the relative CM difference.

The device supports MPR to solve linearity issues (ACLR or SEM) due to the higher peak-to average ratios (PAR) of the HSUPA signal. This prevents saturating the full range of the TX DAC inside of device and provides a reduced power output to the RF transceiver chip according to the Cubic Metric (a function of the combinations of DPDCH, DPCCH, HS-DPCCH, E-DPDCH and E-DPCCH).

When E-DPDCH channels are present the beta gains on those channels are reduced firsts to try to get the power under the allowed limit. If the beta gains are lowered as far as possible, then a hard limiting is applied at the maximum allowed level.

The SW currently recalculates the cubic metric every time the beta gains on the E-DPDCH are reduced. The cubic metric will likely get lower each time this is done .However, there is no reported reduction of maximum output power in the HSUPA mode since the device also provides a compensate for the power back-off by increasing the gain of TX_AGC in the transceiver (PA) device.

The end effect is that the DUT output power is identical to the case where there is no MPR in the device.

Any report having not been signed by authorized approver, or having been altered without authorization, or having not been stamped by the "Dedicated Testing/Inspection Stamp" is deemed to be invalid. Copying or excerpting portion of, or altering the content of the report is not permitted without the written authorization of AGC. The test results presented in the report apply only to the tested sample. Any objections to report issued by AGC should be submitted to AGC within 15days after the issuance of the test report. Further enquiry of validity or verification of the test report should be addressed to AGC by agc@agc-cert.com.



6.2 RADIATED OUTPUT POWER

6.2.1 MEASUREMENT METHOD

The measurements procedures specified in ANSI/TIA-603-E-2016 were applied.

1. Effective Radiated Power (ERP) and Equivalent Isotropic Radiated Power (EIRP) measurements are performed using the substitution method described in ANSI/TIA-603-E-2016 with the EUT transmitting into an integral antenna. Measurements on signal operating below 1GHz are performed using dipole antennas. Measurements on signals operating above 1GHz are performed using broadband horn antennas. All measurements are performed as RMS average measurements while the EUT operating at its maximum duty cycle, at maximum power, and at the approximate frequencies.
2. In an anechoic antenna test chamber, a half-wave dipole antenna for the frequency band of interest is placed at the reference centre of the chamber. An RF Signal source for the frequency band of interest is connected to the dipole with a cable that has been constructed to not interfere with the radiation pattern of the antenna. A known (measured) power (P_{in}) is applied to the input of the dipole, and the power received (P_r) at the chamber's probe antenna is recorded.
3. The substitution method is used. Substitution values at each frequency are measured before and saved to the test software. A "reference path loss" is established as $AR_{pl} = P_{in} + 2.15 - P_r$. The AR_{pl} is the attenuation of "reference path loss", and including the gain of receive antenna, the cable loss and the air loss. The measurement results are obtained as described below: $Power = P_{Mea} + AR_{pl}$
4. The EUT is substituted for the dipole at the reference centre of the chamber and a scan is performed to obtain the radiation pattern.
5. From the radiation pattern, the co-ordinates where the maximum antenna gain occurs are identified.
6. The EUT is then put into continuously transmitting mode at its maximum power level.
7. Power mode measurements are performed with the receiving antenna placed at the coordinates determined in Step 3 to determine the output power as defined in Rule 24.232 (b) and (c). The "reference path loss" from Step 1 is added to this result.
8. This value is EIRP since the measurement is calibrated using a half-wave dipole antenna of known gain (2.15 dBi) and known input power (P_{in}).
9. ERP can be calculated from EIRP by subtracting the gain of the dipole, $ERP = EIRP - 2.15\text{dBi}$...

Any report having not been signed by authorized approver, or having been altered without authorization, or having not been stamped by the "Dedicated Testing/Inspection Stamp" is deemed to be invalid. Copying or excerpting portion of, or altering the content of the report is not permitted without the written authorization of AGC. The test results presented in the report apply only to the tested sample. Any objections to report issued by AGC should be submitted to AGC within 15 days after the issuance of the test report. Further enquiry of validity or verification of the test report should be addressed to AGC by agc@agc-cert.com.



6.2.2 PROVISIONS APPLICABLE

Mode	Nominal Peak Power
GSM/EGPRS 850	$\leq 38.45\text{dBm}$ (7W). ERP
GSM/EGPRS 1900	$\leq 33\text{dBm}$ (2W). EIRP
UMTS BAND II	$\leq 33\text{dBm}$ (2W).EIRP
UMTS BAND V	$\leq 38.45\text{dBm}$ (7W).ERP
UMTS BAND IV	$\leq 30\text{dBm}$ (1W).EIRP

Any report having not been signed by authorized approver, or having been altered without authorization, or having not been stamped by the "Dedicated Testing/Inspection Stamp" is deemed to be invalid. Copying or excerpting portion of, or altering the content of the report is not permitted without the written authorization of AGC. The test results presented in the report apply only to the tested sample. Any objections to report issued by AGC should be submitted to AGC within 15 days after the issuance of the test report. Further enquiry of validity or verification of the test report should be addressed to AGC by agc@agc-cert.com.

Attestation of Global Compliance(Shenzhen)Co., Ltd
 Attestation of Global Compliance(Shenzhen)Std & Tech Co., Ltd
 Tel: +86-755 2523 4088 E-mail: agc@agc-cert.com Web: <http://cn.agc-cert.com/>



6.2.3 MEASUREMENT RESULT

Radiated Power (ERP) for GSM/EGPRS 850				
Mode	Frequency	Result		Conclusion
		Max. Peak ERP (dBm)	Polarization Of Max. ERP	
GSM	824.2	31.88	Horizontal	Pass
	836.6	31.79	Horizontal	Pass
	848.8	31.82	Horizontal	Pass
	824.2	30.25	Vertical	Pass
	836.6	30.33	Vertical	Pass
	848.8	30.49	Vertical	Pass
EGPRS	824.2	26.72	Horizontal	Pass
	836.6	26.63	Horizontal	Pass
	848.8	26.57	Horizontal	Pass
	824.2	24.12	Vertical	Pass
	836.6	24.22	Vertical	Pass
	848.8	24.31	Vertical	Pass

Radiated Power (E.I.R.P) for GSM/EGPRS 1900				
Mode	Frequency	Result		Conclusion
		Max. Peak E.I.R.P.(dBm)	Polarization Of Max. E.I.R.P.	
GSM	1850.2	28.66	Horizontal	Pass
	1880.0	28.67	Horizontal	Pass
	1909.8	28.43	Horizontal	Pass
	1850.2	26.15	Vertical	Pass
	1880.0	26.24	Vertical	Pass
	1909.8	26.13	Vertical	Pass
EGPRS	1850.2	24.12	Horizontal	Pass
	1880.0	24.11	Horizontal	Pass
	1909.8	24.03	Horizontal	Pass
	1850.2	21.87	Vertical	Pass
	1880.0	21.88	Vertical	Pass
	1909.8	21.96	Vertical	Pass

Any report having not been signed by authorized approver, or having been altered without authorization, or having not been stamped by the "Dedicated Testing/Inspection Stamp" is deemed to be invalid. Copying or excerpting portion of, or altering the content of the report is not permitted without the written authorization of AGC. The test results presented in the report apply only to the tested sample. Any objections to report issued by AGC should be submitted to AGC within 15 days after the issuance of the test report. Further enquiry of validity or verification of the test report should be addressed to AGC by agc@agc-cert.com.



Radiated Power (E.I.R.P) for UMTS band II				
Mode	Frequency	Result		Conclusion
		Max. Peak E.I.R.P (dBm)	Polarization Of Max. E.I.R.P	
UMTS	1852.4	21.44	Horizontal	Pass
	1880	21.29	Horizontal	Pass
	1907.6	21.38	Horizontal	Pass
	1852.4	20.11	Vertical	Pass
	1880	20.09	Vertical	Pass
	1907.6	20.13	Vertical	Pass

Radiated Power (ERP) for UMTS band V				
Mode	Frequency	Result		Conclusion
		Max. Peak ERP (dBm)	Polarization Of Max. ERP	
UMTS	826.4	22.71	Horizontal	Pass
	836.4	22.58	Horizontal	Pass
	846.6	22.59	Horizontal	Pass
	826.4	19.85	Vertical	Pass
	836.4	19.76	Vertical	Pass
	846.6	19.68	Vertical	Pass

Radiated Power (ERP) for UMTS band IV				
Mode	Frequency	Result		Conclusion
		Max. Peak ERP (dBm)	Polarization Of Max. E.I.R.P	
UMTS	1712.4	21.85	Horizontal	Pass
	1740	21.79	Horizontal	Pass
	1752.6	21.88	Horizontal	Pass
	1712.4	19.36	Vertical	Pass
	1740	19.74	Vertical	Pass
	1752.6	19.68	Vertical	Pass

Note: Above is the worst mode data.

Any report having not been signed by authorized approver, or having been altered without authorization, or having not been stamped by the "Dedicated Testing/Inspection Stamp" is deemed to be invalid. Copying or excerpting portion of, or altering the content of the report is not permitted without the written authorization of AGC. The test results presented in the report apply only to the tested sample. Any objections to report issued by AGC should be submitted to AGC within 15 days after the issuance of the test report. Further enquiry of validity or verification of the test report should be addressed to AGC by agc@agc-cert.com.



6.3. PEAK-TO-AVERAGE RATIO

6.3.1 MEASUREMENT METHOD

Use one of the procedures presented in 4.1 to measure the total peak power and record as PPK. Use one of the applicable procedures presented 4.2 to measure the total average power and record as PAvg. Both the peak and average power levels must be expressed in the same logarithmic units (e.g., dBm). Determine the PAPR from:

$$\text{PAPR (dB)} = \text{PPk (dBm)} - \text{PAvg (dBm)}.$$

6.3.2 PROVISIONS APPLICABLE

This is the test for the Peak-to-Average Ratio from the EUT.

Power Complementary Cumulative Distribution Function (CCDF) curves provide a means for characterizing the power peaks of a digitally modulated signal on a statistical basis. A CCDF curve depicts the probability of the peak signal amplitude exceeding the average power level. Most contemporary measurement instrumentation include the capability to produce CCDF curves for an input signal provided that the instrument's resolution bandwidth can be set wide enough to accommodate the entire input signal bandwidth. In measuring transmissions in this band using an average power technique, the peak-to-average ratio (PAR) of the transmission may not exceed 13 dB.

Any report having not been signed by authorized approver, or having been altered without authorization, or having not been stamped by the "Dedicated Testing/Inspection Stamp" is deemed to be invalid. Copying or excerpting portion of, or altering the content of the report is not permitted without the written authorization of AGC. The test results presented in the report apply only to the tested sample. Any objections to report issued by AGC should be submitted to AGC within 15days after the issuance of the test report. Further enquiry of validity or verification of the test report should be addressed to AGC by agc@agc-cert.com.

Attestation of Global Compliance(Shenzhen)Co., Ltd
Attestation of Global Compliance(Shenzhen)Std & Tech Co., Ltd
Tel: +86-755 2523 4088 E-mail: agc@agc-cert.com Web: <http://cn.agc-cert.com/>



6.3.3 MEASUREMENT RESULT

Modes	GSM850(GSM)		
Channel	128	190	251
	(Low)	(Mid)	(High)
Frequency (MHz)	824.2	836.6	848.8
Peak-To-Average Ratio (dB)/GSM	1.69	1.54	1.66

Modes	PCS1900 (GSM)		
Channel	512	661	810
	(Low)	(Mid)	(High)
Frequency (MHz)	1850.2	1880	1909.8
Peak-To-Average Ratio (dB)/GSM	1.02	1.10	1.77

Modes	UMTS BAND II		
Channel	9262	9400	9538
	(Low)	(Mid)	(High)
Frequency (MHz)	1852.4	1880	1907.6
Peak-To-Average Ratio (dB)	2.25	2.22	2.17

Modes	UMTS BAND V		
Channel	4132	4182	4233
	(Low)	(Mid)	(High)
Frequency (MHz)	826.4	836.4	846.6
Peak-To-Average Ratio (dB)	2.85	2.74	2.74

Modes	UMTS BAND IV		
Channel	8562	8662	8763
	(Low)	(Mid)	(High)
Frequency (MHz)	826.4	836.4	846.6
Peak-To-Average Ratio (dB)	3.00	2.85	2.94

Any report having not been signed by authorized approver, or having been altered without authorization, or having not been stamped by the "Dedicated Testing/Inspection Stamp" is deemed to be invalid. Copying or excerpting portion of, or altering the content of the report is not permitted without the written authorization of AGC. The test results presented in the report apply only to the tested sample. Any objections to report issued by AGC should be submitted to AGC within 15 days after the issuance of the test report. Further enquiry of validity or verification of the test report should be addressed to AGC by agc@agc-cert.com.



7. OCCUPIED BANDWIDTH

7.1 MEASUREMENT METHOD

1. The Occupied bandwidth, that is the frequency bandwidth such that, below its lower and above its upper Frequency limits, the mean power radiated are each equal to 0.5 percent of the total mean power radiated by a given emission shall be measured.
2. RBW=1~5% of the expected OBW, VBW>=3 x RBW, Detector=Peak, Trace mode=max hold, Sweep=auto couple, and the trace was allowed to stabilize.

7.2 PROVISIONS APPLICABLE

The emission bandwidth is defined as two points, one below the carrier center frequency and one above the carrier center frequency, outside of which all emissions are attenuated at least 26dB below the transmitter power

Any report having not been signed by authorized approver, or having been altered without authorization, or having not been stamped by the "Dedicated Testing/Inspection Stamp" is deemed to be invalid. Copying or excerpting portion of, or altering the content of the report is not permitted without the written authorization of AGC. The test results presented in the report apply only to the tested sample. Any objections to report issued by AGC should be submitted to AGC within 15days after the issuance of the test report. Further enquiry of validity or verification of the test report should be addressed to AGC by agc@agc-cert.com.

Attestation of Global Compliance(Shenzhen)Co., Ltd
Attestation of Global Compliance(Shenzhen)Std & Tech Co., Ltd
Tel: +86-755 2523 4088 E-mail: agc@agc-cert.com Web: <http://cn.agc-cert.com/>



7.3 MEASUREMENT RESULT

Test Results

Test Band	Test Mode	Test Channel	Occupied Bandwidth (KHZ)	Emission Bandwidth (KHZ)	Verdict
GSM 850	GSM	LCH	245.9	315	PASS
		MCH	244.4	310	PASS
		HCH	247.6	310	PASS
	EGPRS	LCH	255.4	309	PASS
		MCH	256.5	319	PASS
		HCH	251.2	308	PASS

Test Band	Test Mode	Test Channel	Occupied Bandwidth (KHZ)	Emission Bandwidth (KHZ)	Verdict
PCS 1900	GSM	LCH	248.0	302	PASS
		MCH	246.0	288	PASS
		HCH	244.0	304	PASS
	EGPRS	LCH	254.0	306	PASS
		MCH	250.0	296	PASS
		HCH	254.0	308	PASS

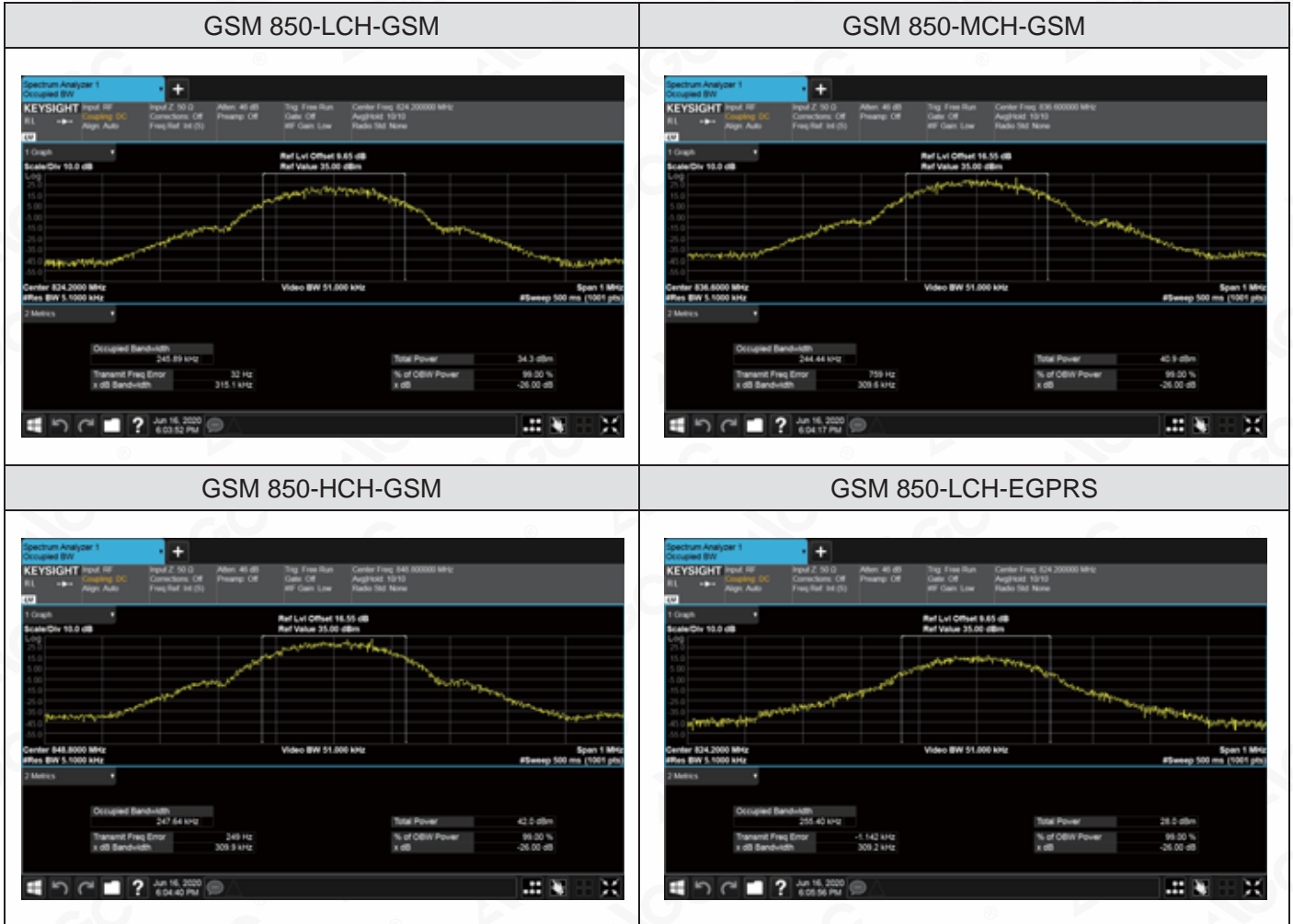
Any report having not been signed by authorized approver, or having been altered without authorization, or having not been stamped by the "Dedicated Testing/Inspection Stamp" is deemed to be invalid. Copying or excerpting portion of, or altering the content of the report is not permitted without the written authorization of AGC. The test results presented in the report apply only to the tested sample. Any objections to report issued by AGC should be submitted to AGC within 15 days after the issuance of the test report. Further enquiry of validity or verification of the test report should be addressed to AGC by agc@agc-cert.com.



For GSM

Test Band=GSM 850/PCS1900

Test Mode= GSM/EGPRS



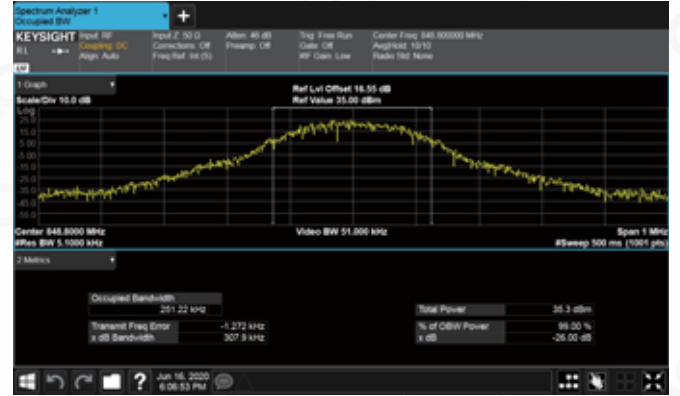
Any report having not been signed by authorized approver, or having been altered without authorization, or having not been stamped by the "Dedicated Testing/Inspection Stamp" is deemed to be invalid. Copying or excerpting portion of, or altering the content of the report is not permitted without the written authorization of AGC. The test results presented in the report apply only to the tested sample. Any objections to report issued by AGC should be submitted to AGC within 15days after the issuance of the test report. Further enquiry of validity or verification of the test report should be addressed to AGC by agc@agc-cert.com.

Attestation of Global Compliance(Shenzhen)Co., Ltd
Attestation of Global Compliance(Shenzhen)Std & Tech Co., Ltd
Tel: +86-755 2523 4088 E-mail: agc@agc-cert.com Web: http://cn.agc-cert.com/



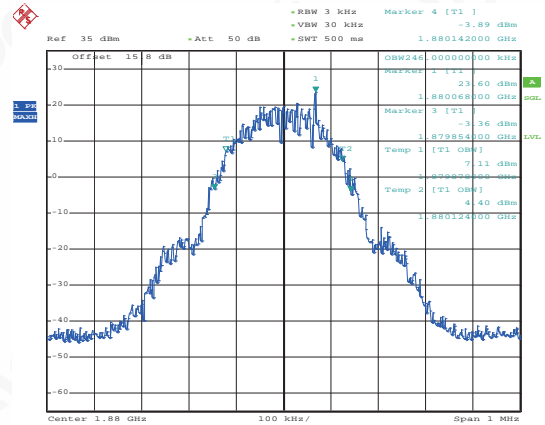
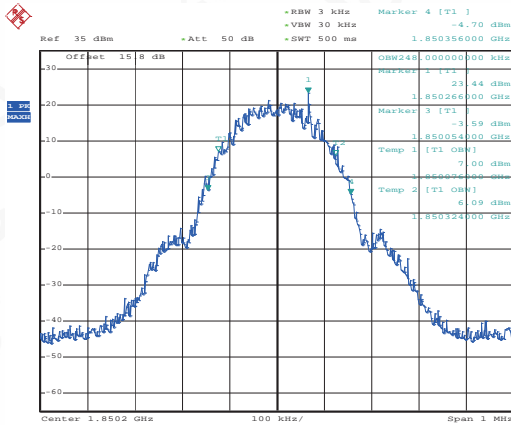
GSM 850-MCH-EGPRS

GSM 850-HCH-EGPRS



GSM 1900-LCH-GSM

GSM 1900-MCH-GSM



AAA
Date: 10.JUN.2020 17:11:41

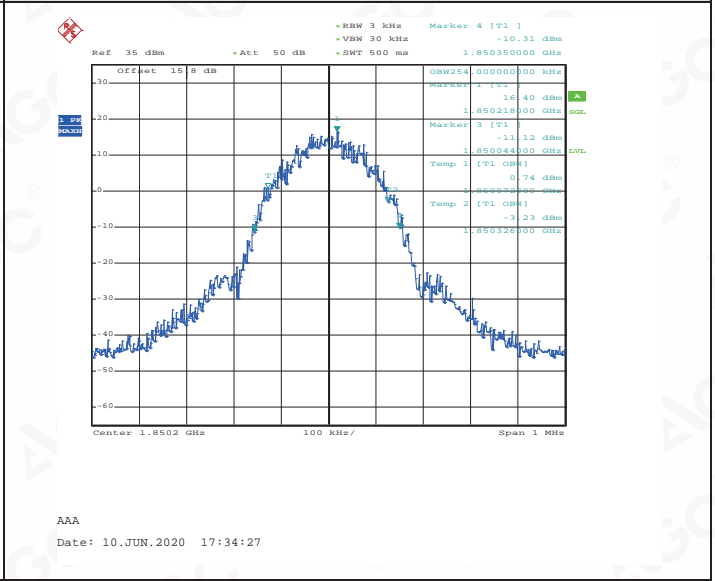
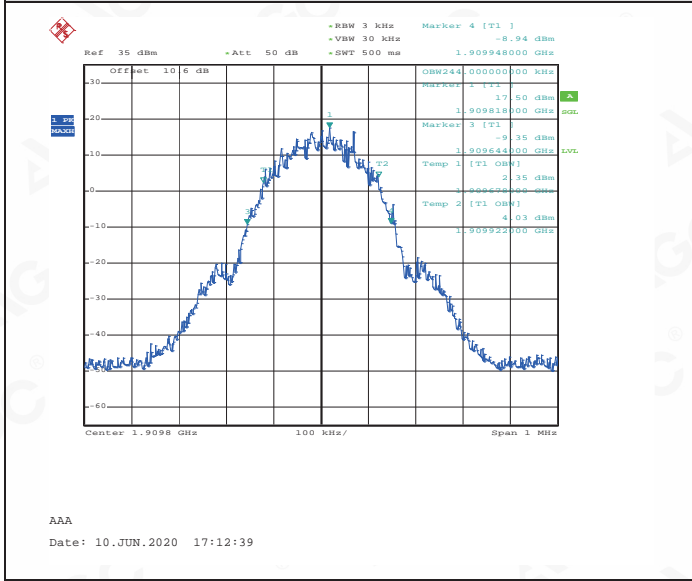
AAA
Date: 10.JUN.2020 17:12:09

Any report having not been signed by authorized approver, or having been altered without authorization, or having not been stamped by the "Dedicated Testing/Inspection Stamp" is deemed to be invalid. Copying or excerpting portion of, or altering the content of the report is not permitted without the written authorization of AGC. The test results presented in the report apply only to the tested sample. Any objections to report issued by AGC should be submitted to AGC within 15days after the issuance of the test report. Further enquiry of validity or verification of the test report should be addressed to AGC by agc@agc-cert.com.

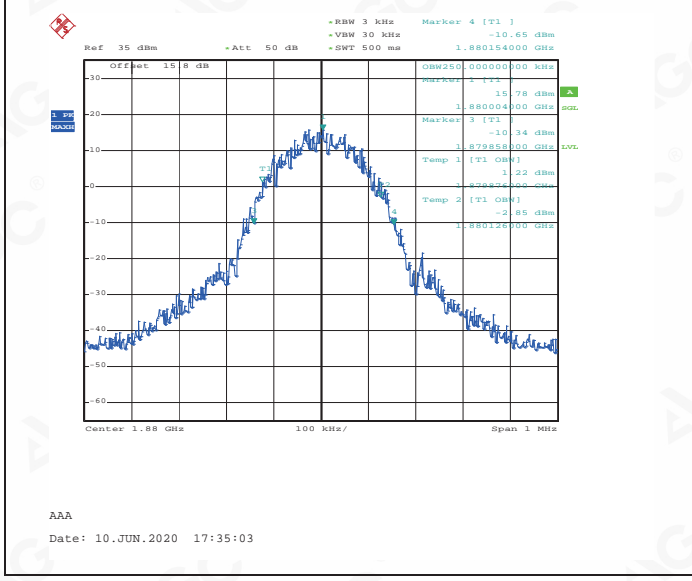
Attestation of Global Compliance(Shenzhen)Co., Ltd
Attestation of Global Compliance(Shenzhen)Std & Tech Co., Ltd
Tel: +86-755 2523 4088 E-mail: agc@agc-cert.com Web: http://cn.agc-cert.com/



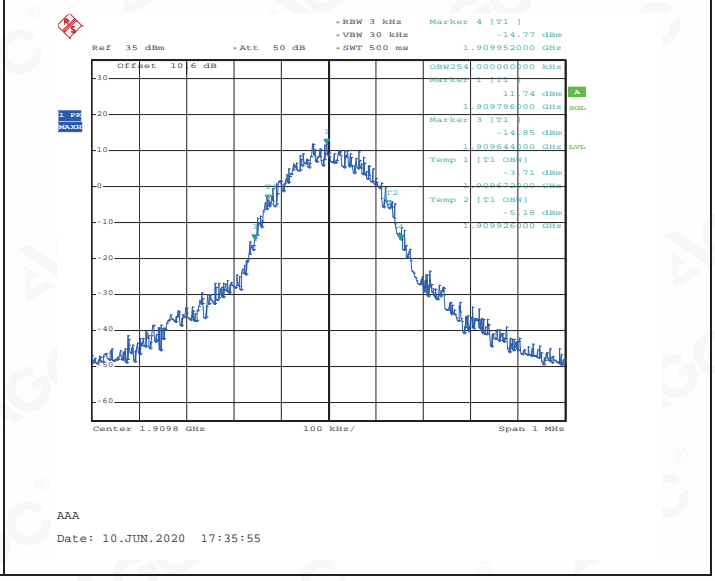
GSM 1900-HCH-GSM **GSM 1900-LCH-EGPRS**



GSM 1900-MCH-EGPRS



GSM 1900-HCH-EGPRS



Any report having not been signed by authorized approver, or having been altered without authorization, or having not been stamped by the "Dedicated Testing/Inspection Stamp" is deemed to be invalid. Copying or excerpting portion of, or altering the content of the report is not permitted without the written authorization of AGC. The test results presented in the report apply only to the tested sample. Any objections to report issued by AGC should be submitted to AGC within 15 days after the issuance of the test report. Further enquiry of validity or verification of the test report should be addressed to AGC by agc@agc-cert.com.



Test Band	Test Mode	Test Channel	Occupied Bandwidth (KHZ)	Emission Bandwidth (KHZ)	Verdict
WCDMA 850	UMTS	LCH	4140.0	4720	PASS
		MCH	4180.0	4740	PASS
		HCH	4180.0	4720	PASS

Test Band	Test Mode	Test Channel	Occupied Bandwidth (KHZ)	Emission Bandwidth (KHZ)	Verdict
WCDMA 1900	UMTS	LCH	4184.0	4713	PASS
		MCH	4175.9	4714	PASS
		HCH	4181.9	4733	PASS

Test Band	Test Mode	Test Channel	Occupied Bandwidth (KHZ)	Emission Bandwidth (KHZ)	Verdict
WCDMA 1700	UMTS	LCH	4200.0	4760	PASS
		MCH	4200.0	4720	PASS
		HCH	4160.0	4760	PASS

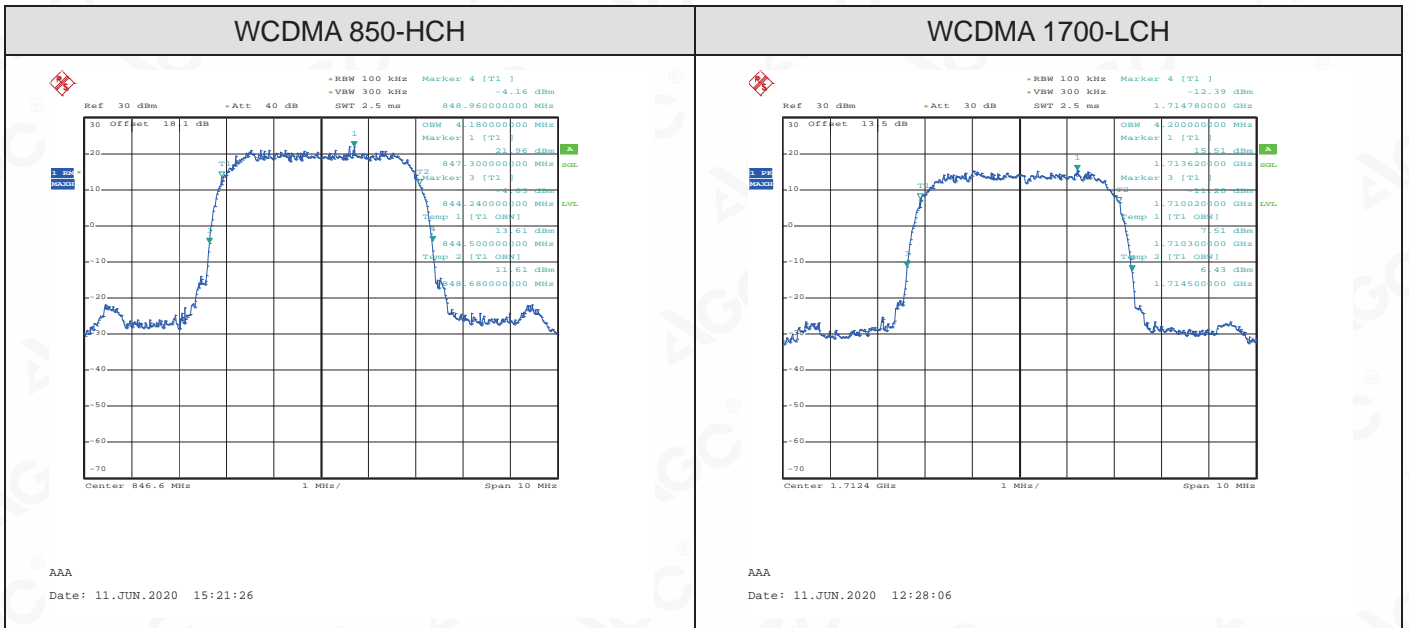
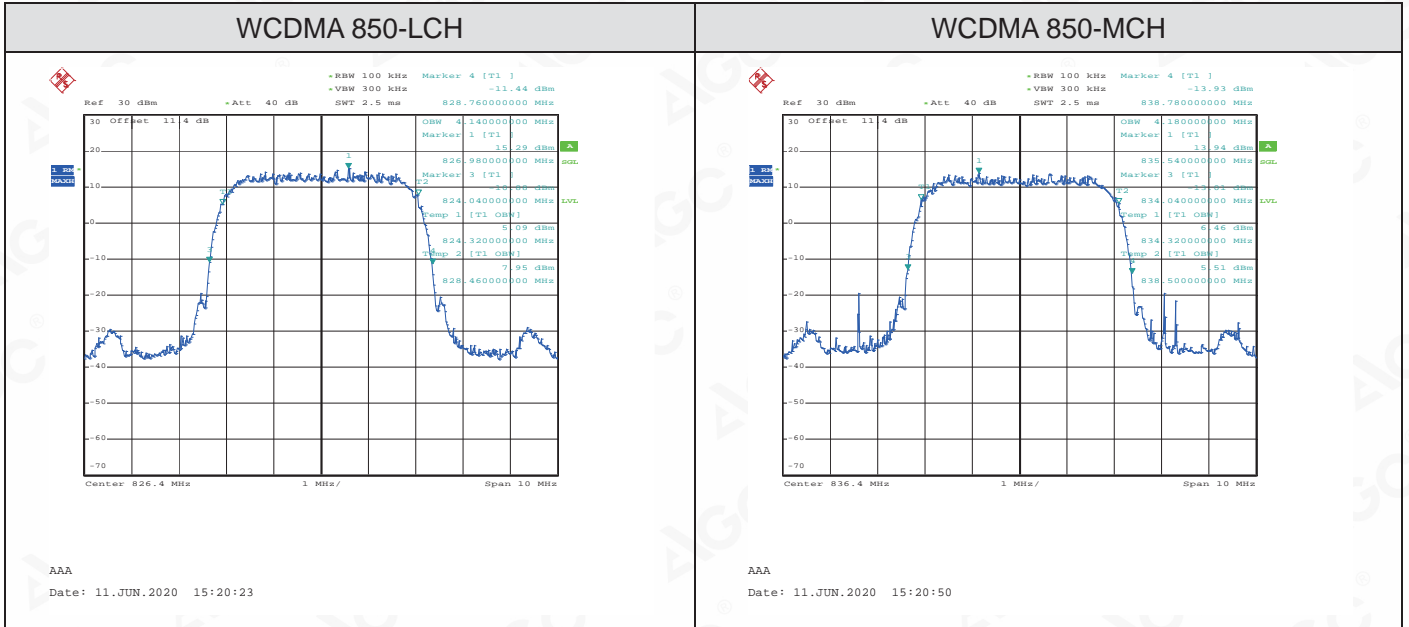
Any report having not been signed by authorized approver, or having been altered without authorization, or having not been stamped by the "Dedicated Testing/Inspection Stamp" is deemed to be invalid. Copying or excerpting portion of, or altering the content of the report is not permitted without the written authorization of AGC. The test results presented in the report apply only to the tested sample. Any objections to report issued by AGC should be submitted to AGC within 15days after the issuance of the test report. Further enquiry of validity or verification of the test report should be addressed to AGC by agc@agc-cert.com.



For WCDMA

Test Band=WCDMA850/WCDMA1700/WCDMA1900

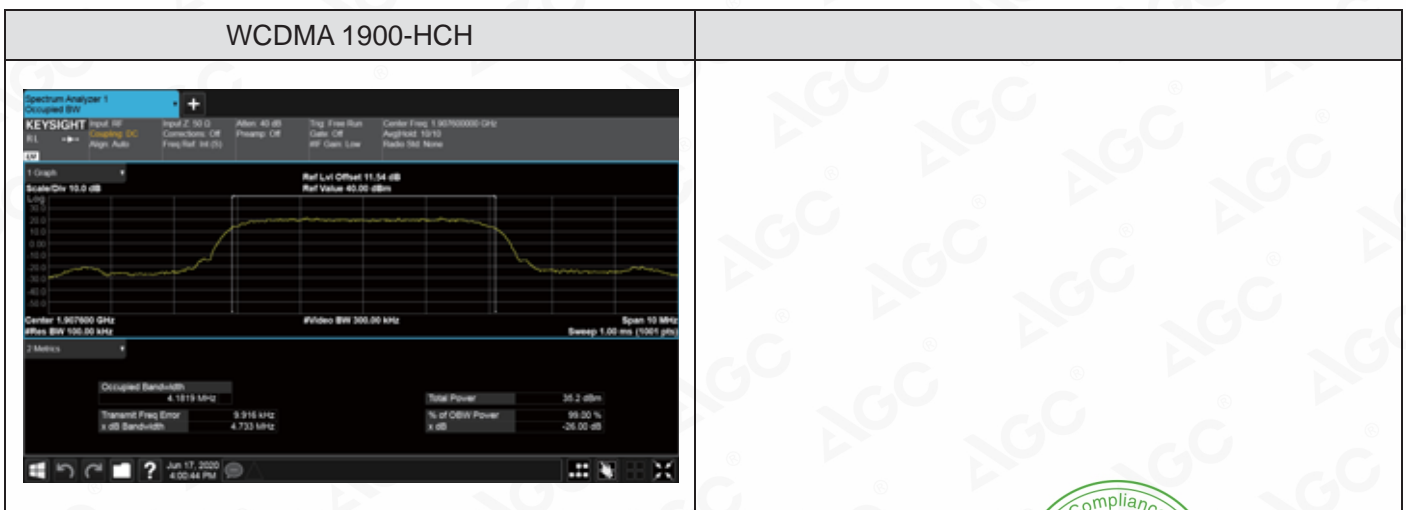
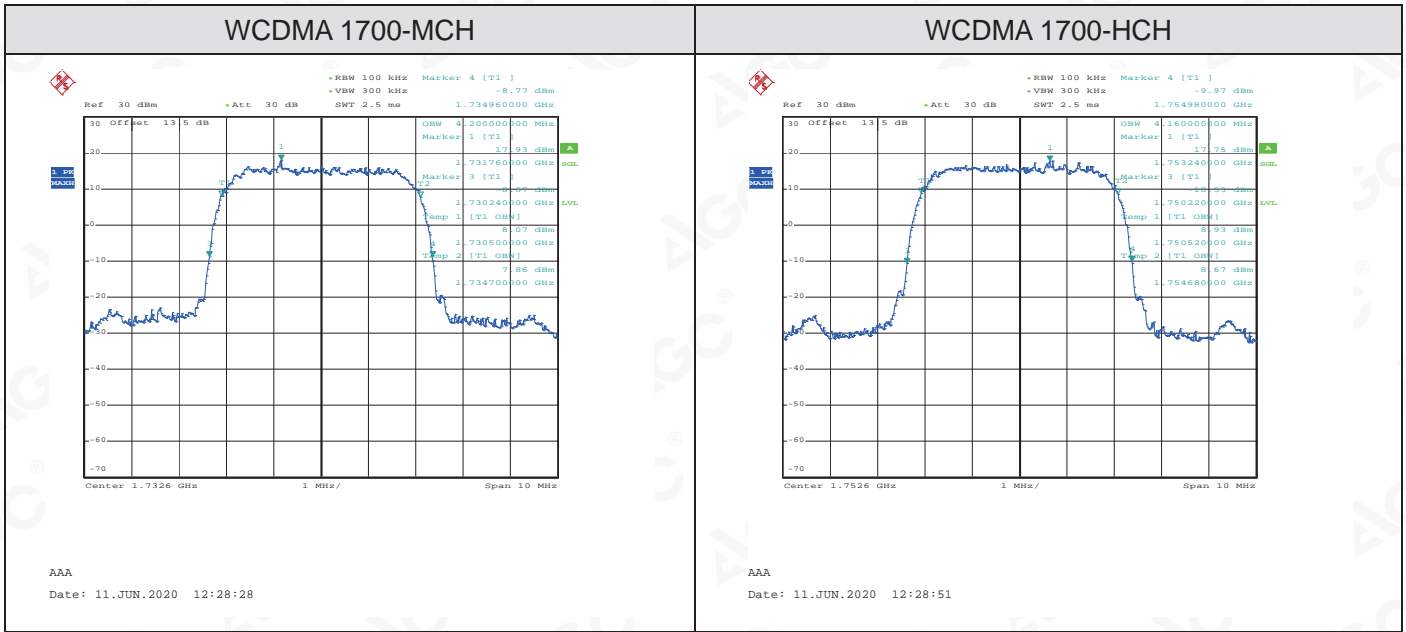
Test Mode=UMTS



Any report having not been signed by authorized approver, or having been altered without authorization, or having not been stamped by the "Dedicated Testing/Inspection Stamp" is deemed to be invalid. Copying or excerpting portion of, or altering the content of the report is not permitted without the written authorization of AGC. The test results presented in the report apply only to the tested sample. Any objections to report issued by AGC should be submitted to AGC within 15 days after the issuance of the test report. Further enquiry of validity or verification of the test report should be addressed to AGC by agc@agc-cert.com.

Attestation of Global Compliance(Shenzhen)Co., Ltd
Attestation of Global Compliance(Shenzhen)Std & Tech Co., Ltd
Tel: +86-755 2523 4088 E-mail: agc@agc-cert.com Web: http://cn.agc-cert.com/





Any report having not been signed by authorized approver, or having been altered without authorization, or having not been stamped by the "Dedicated Testing/Inspection Stamp" is deemed to be invalid. Copying or excerpting portion of, or altering the content of the report is not permitted without the written authorization of AGC. The test results presented in the report apply only to the tested sample. Any objections to report issued by AGC should be submitted to AGC within 15 days after the issuance of the test report. Further enquiry of validity or verification of the test report should be addressed to AGC by agc@agc-cert.com.



8. BAND EDGE

8.1 MEASUREMENT METHOD

1. All out of band emissions are measured with an analyzer spectrum connected to the antenna terminal of the EUT while the EUT at its maximum duty cycle, at maximum power, and at the approximate frequencies. All data rates were investigated to determine the worst case configuration
2. The test set up and general procedure is similar to conducted peak output power test. Only different for setting the measurement configuration of the measuring instrument of Spectrum Analyzer.
3. Start and stop frequency were set such that the band edge would be placed in the center of the plot.
4. Span was set large enough so as to capture all out of band emissions near the band edge.
5. RBW>1% of the emission bandwidth, VBW $\geq 3 \times$ RBW, Detector=RMS, Number of points $\geq 2 \times$ Span/RBW, Trace mode=max hold, Sweep time=auto couple, and the trace was allowed to stabilize

8.2 PROVISIONS APPLICABLE

As Specified in FCC rules of 22.917(a) 、 24.238(a)and KDB 971168 D1 V03R01.

Any report having not been signed by authorized approver, or having been altered without authorization, or having not been stamped by the "Dedicated Testing/Inspection Stamp" is deemed to be invalid. Copying or excerpting portion of, or altering the content of the report is not permitted without the written authorization of AGC. The test results presented in the report apply only to the tested sample. Any objections to report issued by AGC should be submitted to AGC within 15days after the issuance of the test report. Further enquiry of validity or verification of the test report should be addressed to AGC by agc@agc-cert.com.

Attestation of Global Compliance(Shenzhen)Co., Ltd
Attestation of Global Compliance(Shenzhen)Std & Tech Co., Ltd
Tel: +86-755 2523 4088 E-mail: agc@agc-cert.com Web: <http://cn.agc-cert.com/>



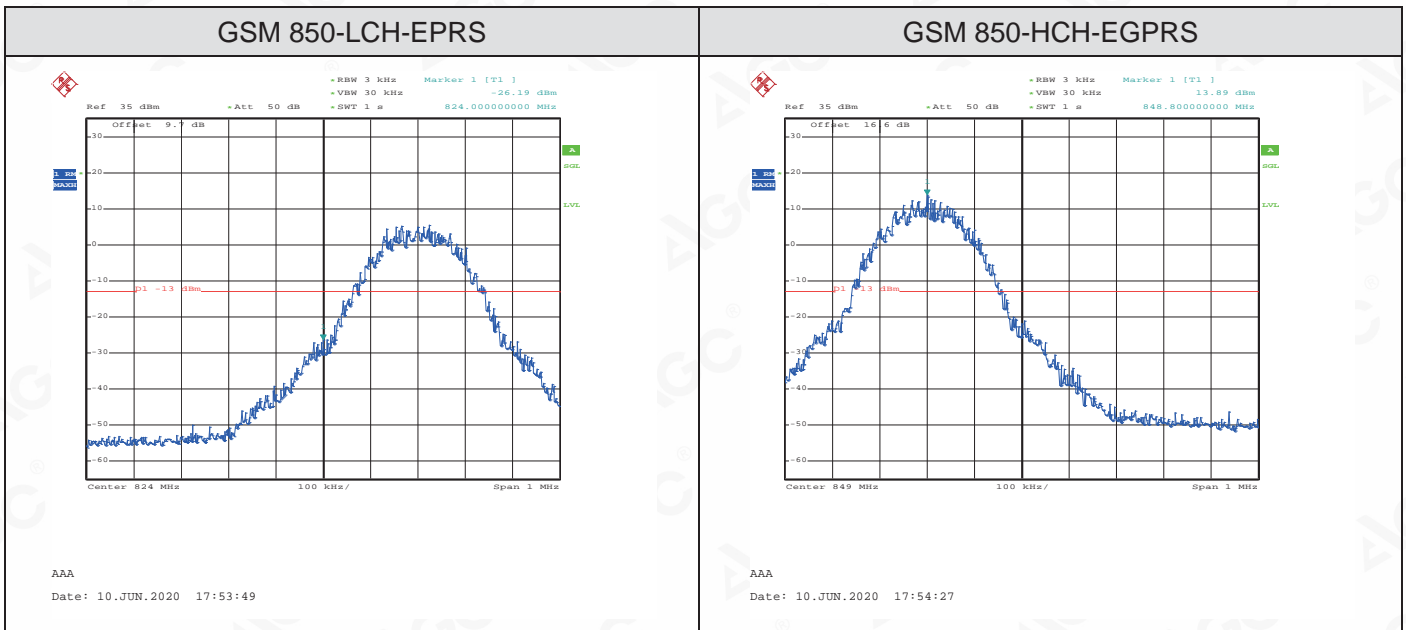
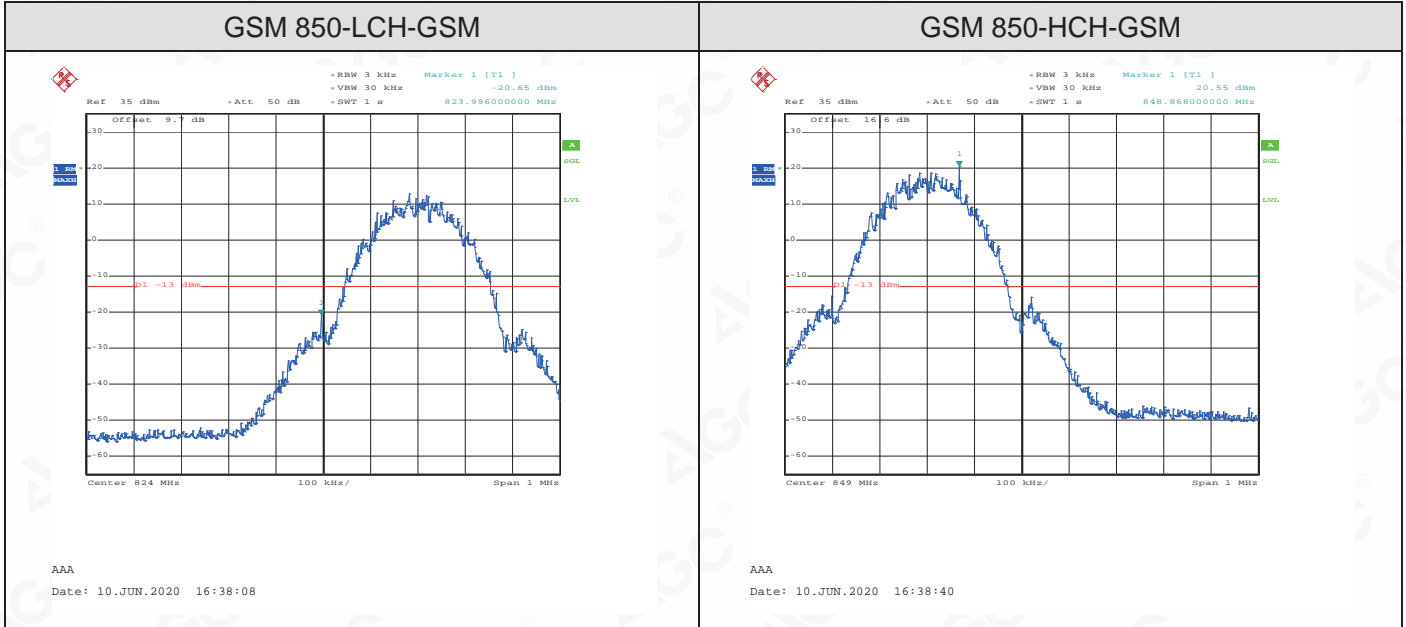
8.3 MEASUREMENT RESULT

Test Results

For GSM

Test Band=GSM 850/PCS 1900

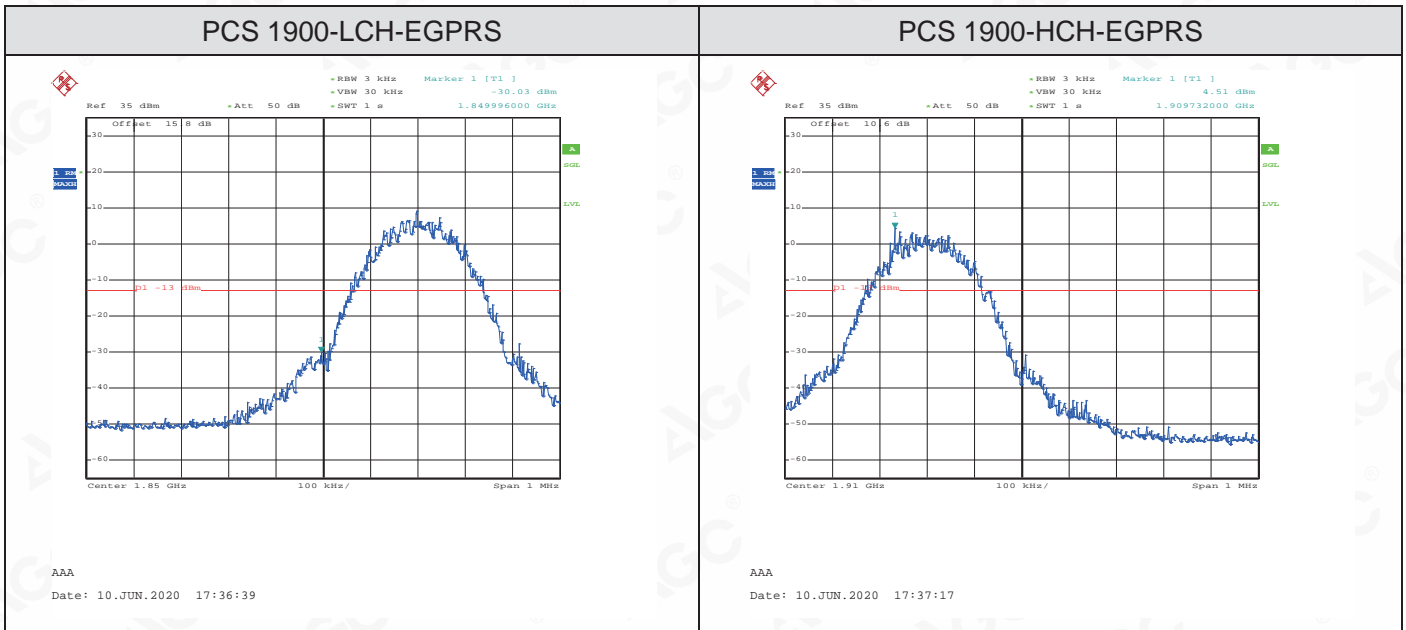
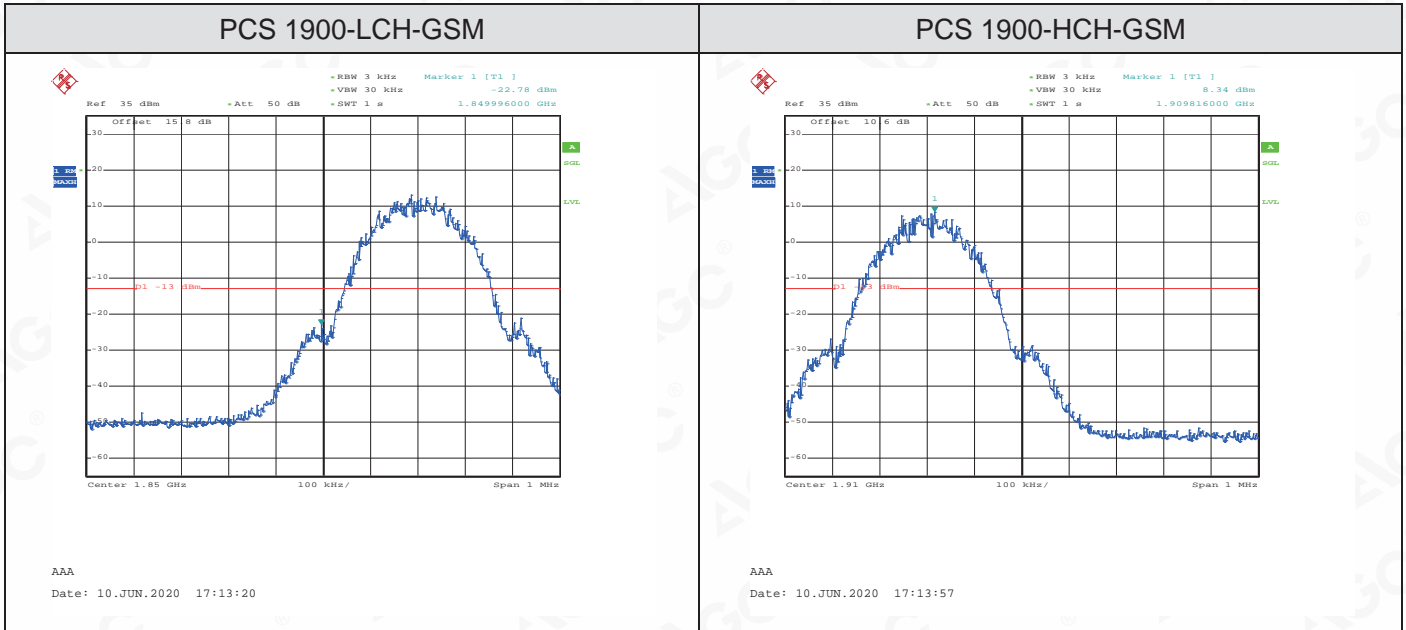
Test Mode=GSM/EGPRS



Any report having not been signed by authorized approver, or having been altered without authorization, or having not been stamped by the "Dedicated Testing/Inspection Stamp" is deemed to be invalid. Copying or excerpting portion of, or altering the content of the report is not permitted without the written authorization of AGC. The test results presented in the report apply only to the tested sample. Any objections to report issued by AGC should be submitted to AGC within 15days after the issuance of the test report. Further enquiry of validity or verification of the test report should be addressed to AGC by agc@agc-cert.com.

Attestation of Global Compliance(Shenzhen)Co., Ltd
Attestation of Global Compliance(Shenzhen)Std & Tech Co., Ltd
Tel: +86-755 2523 4088 E-mail: agc@agc-cert.com Web: http://cn.agc-cert.com/





Any report having not been signed by authorized approver, or having been altered without authorization, or having not been stamped by the "Dedicated Testing/Inspection Stamp" is deemed to be invalid. Copying or excerpting portion of, or altering the content of the report is not permitted without the written authorization of AGC. The test results presented in the report apply only to the tested sample. Any objections to report issued by AGC should be submitted to AGC within 15 days after the issuance of the test report. Further enquiry of validity or verification of the test report should be addressed to AGC by agc@agc-cert.com.

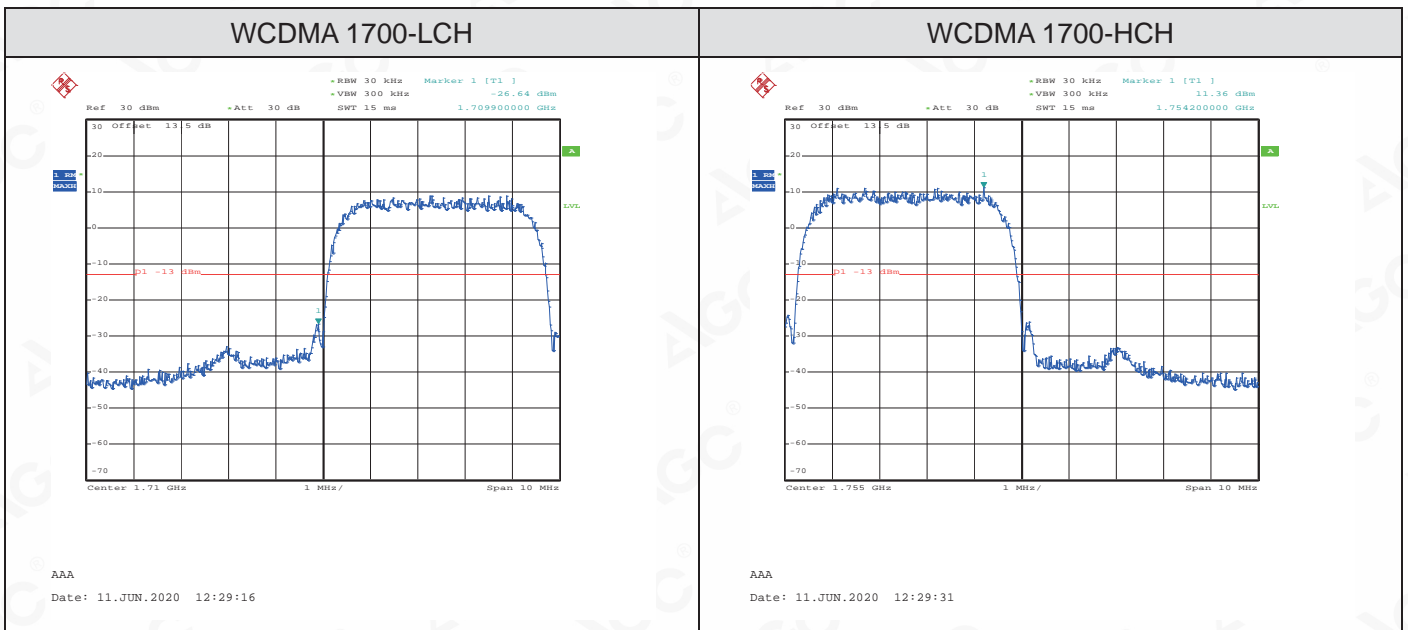
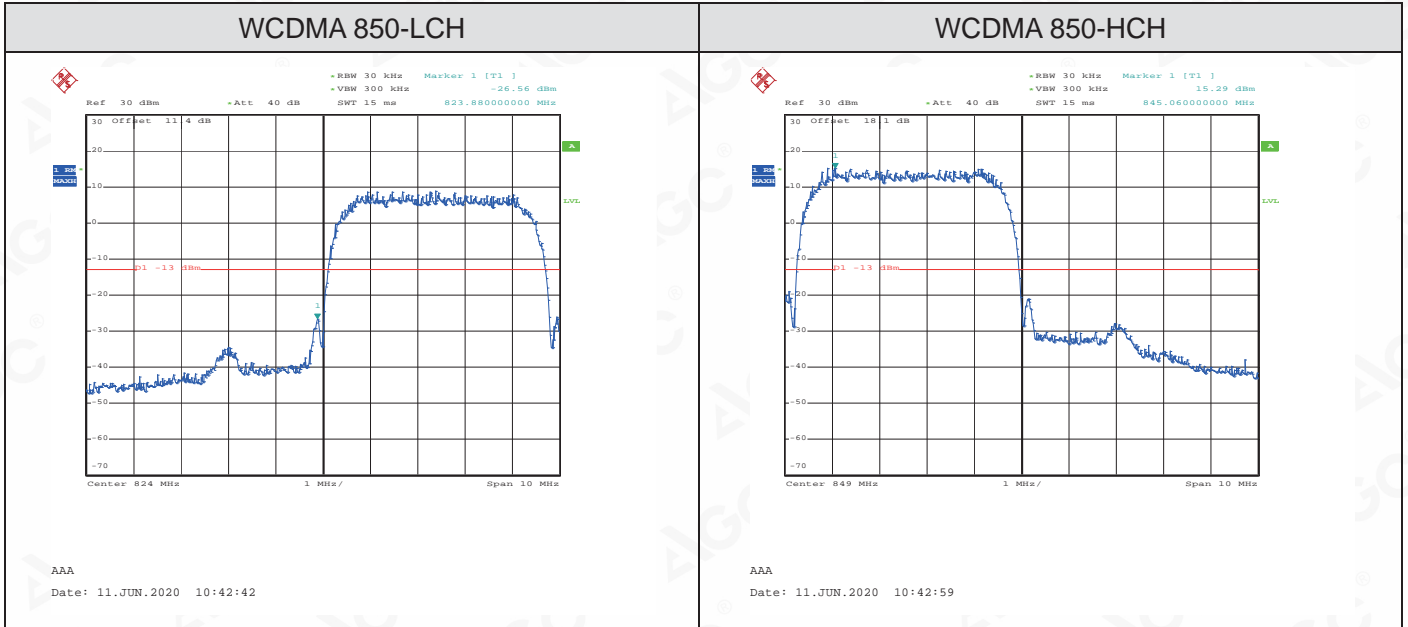
Attestation of Global Compliance(Shenzhen)Co., Ltd
Attestation of Global Compliance(Shenzhen)Std & Tech Co., Ltd
Tel: +86-755 2523 4088 E-mail: agc@agc-cert.com Web: http://cn.agc-cert.com/



For WCDMA

Test Band=WCDMA850/WCDMA1700/WCDMA1900

Test Mode=UMTS



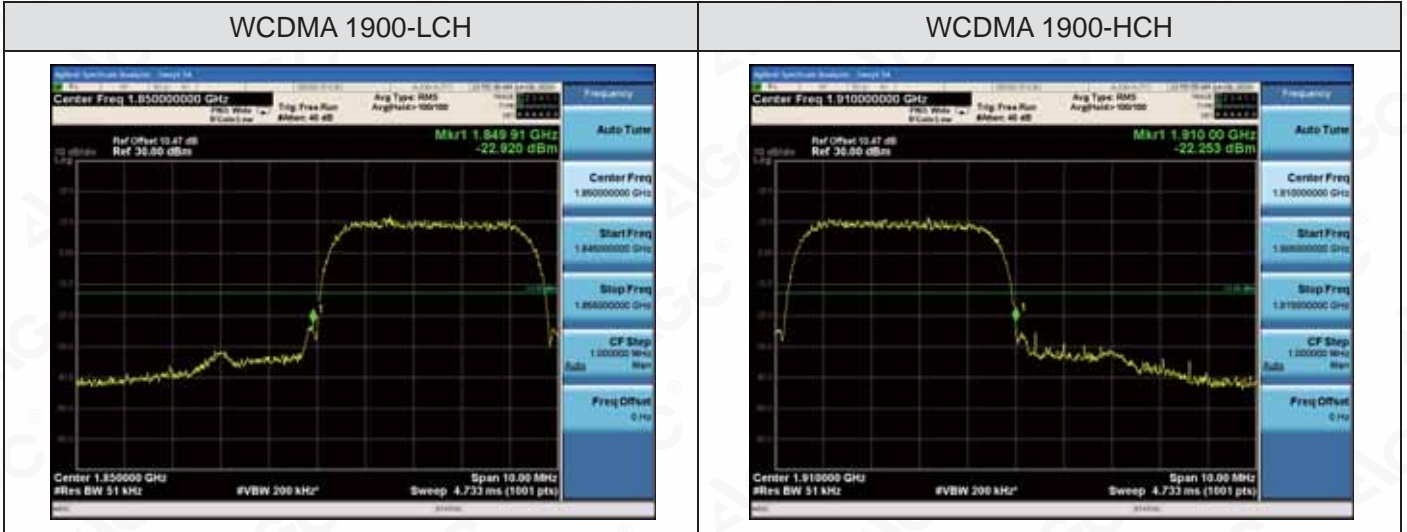
Any report having not been signed by authorized approver, or having been altered without authorization, or having not been stamped by the "Dedicated Testing/Inspection Stamp" is deemed to be invalid. Copying or excerpting portion of, or altering the content of the report is not permitted without the written authorization of AGC. The test results presented in the report apply only to the tested sample. Any objections to report issued by AGC should be submitted to AGC within 15days after the issuance of the test report. Further enquiry of validity or verification of the test report should be addressed to AGC by agc@agc-cert.com.

Attestation of Global Compliance(Shenzhen)Co., Ltd
 Attestation of Global Compliance(Shenzhen)Std & Tech Co., Ltd
 Tel: +86-755 2523 4088 E-mail: agc@agc-cert.com Web: http://cn.agc-cert.com/



WCDMA 1900-LCH

WCDMA 1900-HCH



Any report having not been signed by authorized approver, or having been altered without authorization, or having not been stamped by the "Dedicated Testing/Inspection Stamp" is deemed to be invalid. Copying or excerpting portion of, or altering the content of the report is not permitted without the written authorization of AGC. The test results presented in the report apply only to the tested sample. Any objections to report issued by AGC should be submitted to AGC within 15 days after the issuance of the test report. Further enquiry of validity or verification of the test report should be addressed to AGC by agc@agc-cert.com.

Attestation of Global Compliance(Shenzhen)Co., Ltd
Attestation of Global Compliance(Shenzhen)Std & Tech Co., Ltd
Tel: +86-755 2523 4088 E-mail: agc@agc-cert.com Web: http://cn.agc-cert.com/



9. SPURIOUS EMISSION

9.1 CONDUCTED SPURIOUS EMISSION

9.1.1 MEASUREMENT METHOD

The following steps outline the procedure used to measure the conducted emissions from the EUT.

1. The level of the carrier and the various conducted spurious and harmonic frequency is measured by means of a calibrated spectrum analyzer. The spectrum is scanned from the lowest frequency generated in the equipment up to a frequency including its 10th harmonic. All out of band emissions are measured with a spectrum analyzer connected to the antenna terminal of the EUT while the EUT is operating at maximum power, and at the approximate frequencies. All data rates were investigated to determine the worst case configuration.

2. Determine frequency range for measurements: From CFR 2.1057 the spectrum should be investigated from the lowest radio frequency generated in the equipment up to at least the 10th harmonic of the carrier frequency. For the equipment of PCS1900 band, this equates to a frequency range of 30 MHz to 19.1 GHz, data taken from 30 MHz to 20 GHz. For GSM850, data taken from 30 MHz to 9 GHz.

3. Determine EUT transmit frequencies: the following typical channels were chosen to conducted emissions testing.

Any report having not been signed by authorized approver, or having been altered without authorization, or having not been stamped by the "Dedicated Testing/Inspection Stamp" is deemed to be invalid. Copying or excerpting portion of, or altering the content of the report is not permitted without the written authorization of AGC. The test results presented in the report apply only to the tested sample. Any objections to report issued by AGC should be submitted to AGC within 15 days after the issuance of the test report. Further enquiry of validity or verification of the test report should be addressed to AGC by agc@agc-cert.com.

Attestation of Global Compliance(Shenzhen)Co., Ltd
Attestation of Global Compliance(Shenzhen)Std & Tech Co., Ltd
Tel: +86-755 2523 4088 E-mail: agc@agc-cert.com Web: <http://cn.agc-cert.com/>



Typical Channels for testing of GSM 850	
Channel	Frequency (MHz)
128	824.2
190	836.6
251	848.8

Typical Channels for testing of PCS 1900	
Channel	Frequency (MHz)
512	1850.2
661	1880.0
810	1909.8

Typical Channels for testing of UMTS band II	
Channel	Frequency (MHz)
9262	1852.4
9400	1880
9538	1907.6

Typical Channels for testing of UMTS band V	
Channel	Frequency (MHz)
4132	826.4
4182	836.4
4233	846.6

Typical Channels for testing of UMTS band IV	
Channel	Frequency (MHz)
8562	1712.4
8662	1740
8763	1752.6

Any report having not been signed by authorized approver, or having been altered without authorization, or having not been stamped by the "Dedicated Testing/Inspection Stamp" is deemed to be invalid. Copying or excerpting portion of, or altering the content of the report is not permitted without the written authorization of AGC. The test results presented in the report apply only to the tested sample. Any objections to report issued by AGC should be submitted to AGC within 15 days after the issuance of the test report. Further enquiry of validity or verification of the test report should be addressed to AGC by agc@agc-cert.com.



9.1.2 PROVISIONS APPLICABLE

On any frequency outside frequency band of the USPCS spectrum, the power of any emission shall be attenuated below the transmitter power (P, in Watts) by at least $43+10\log(P)$ dB. For all power levels +30 dBm to 0 dBm, this becomes a constant specification limit of -13 dBm.

Any report having not been signed by authorized approver, or having been altered without authorization, or having not been stamped by the "Dedicated Testing/Inspection Stamp" is deemed to be invalid. Copying or excerpting portion of, or altering the content of the report is not permitted without the written authorization of AGC. The test results presented in the report apply only to the tested sample. Any objections to report issued by AGC should be submitted to AGC within 15 days after the issuance of the test report. Further enquiry of validity or verification of the test report should be addressed to AGC by agc@agc-cert.com.

Attestation of Global Compliance(Shenzhen)Co., Ltd
Attestation of Global Compliance(Shenzhen)Std & Tech Co., Ltd
Tel: +86-755 2523 4088 E-mail: agc@agc-cert.com Web: <http://cn.agc-cert.com/>

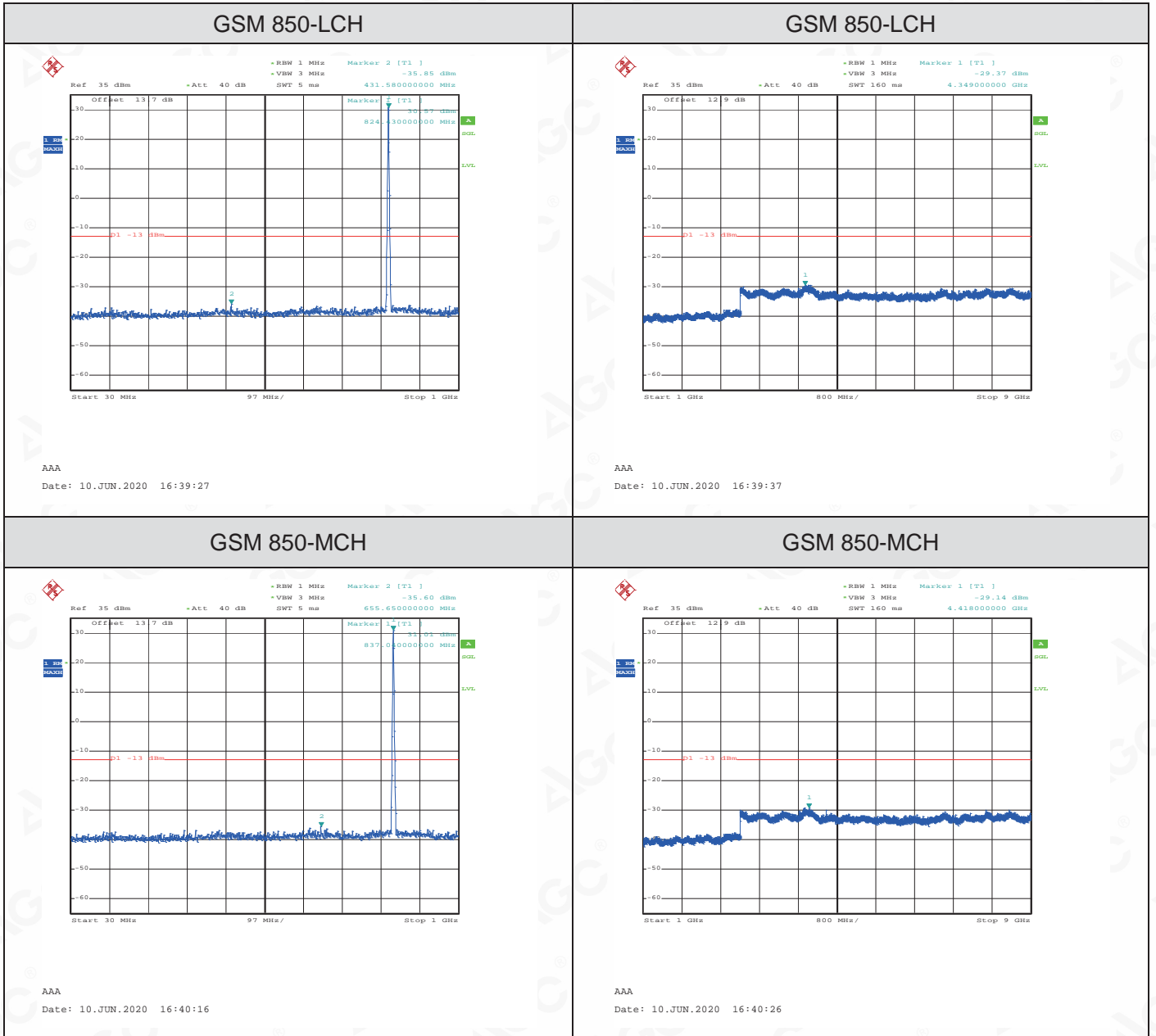


9.1.3 MEASUREMENT RESULT

Test Results

Test Band=GSM 850/PCS1900

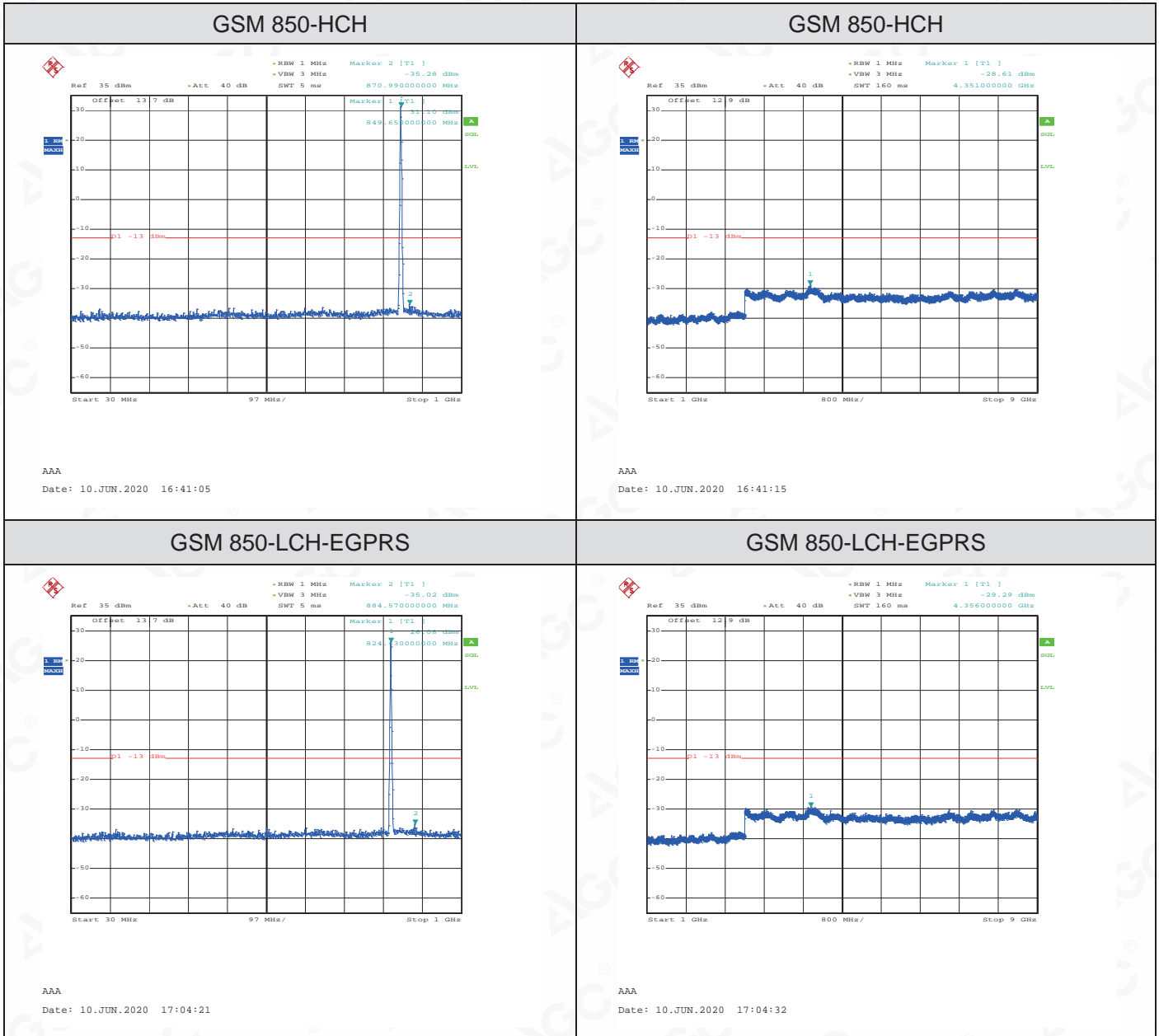
Test Mode=GSM/EGPRS



Any report having not been signed by authorized approver, or having been altered without authorization, or having not been stamped by the "Dedicated Testing/Inspection Stamp" is deemed to be invalid. Copying or excerpting portion of, or altering the content of the report is not permitted without the written authorization of AGC. The test results presented in the report apply only to the tested sample. Any objections to report issued by AGC should be submitted to AGC within 15 days after the issuance of the test report. Further enquiry of validity or verification of the test report should be addressed to AGC by agc@agc-cert.com.

Attestation of Global Compliance(Shenzhen)Co., Ltd
Attestation of Global Compliance(Shenzhen)Std & Tech Co., Ltd
Tel: +86-755 2523 4088 E-mail: agc@agc-cert.com Web: http://cn.agc-cert.com/

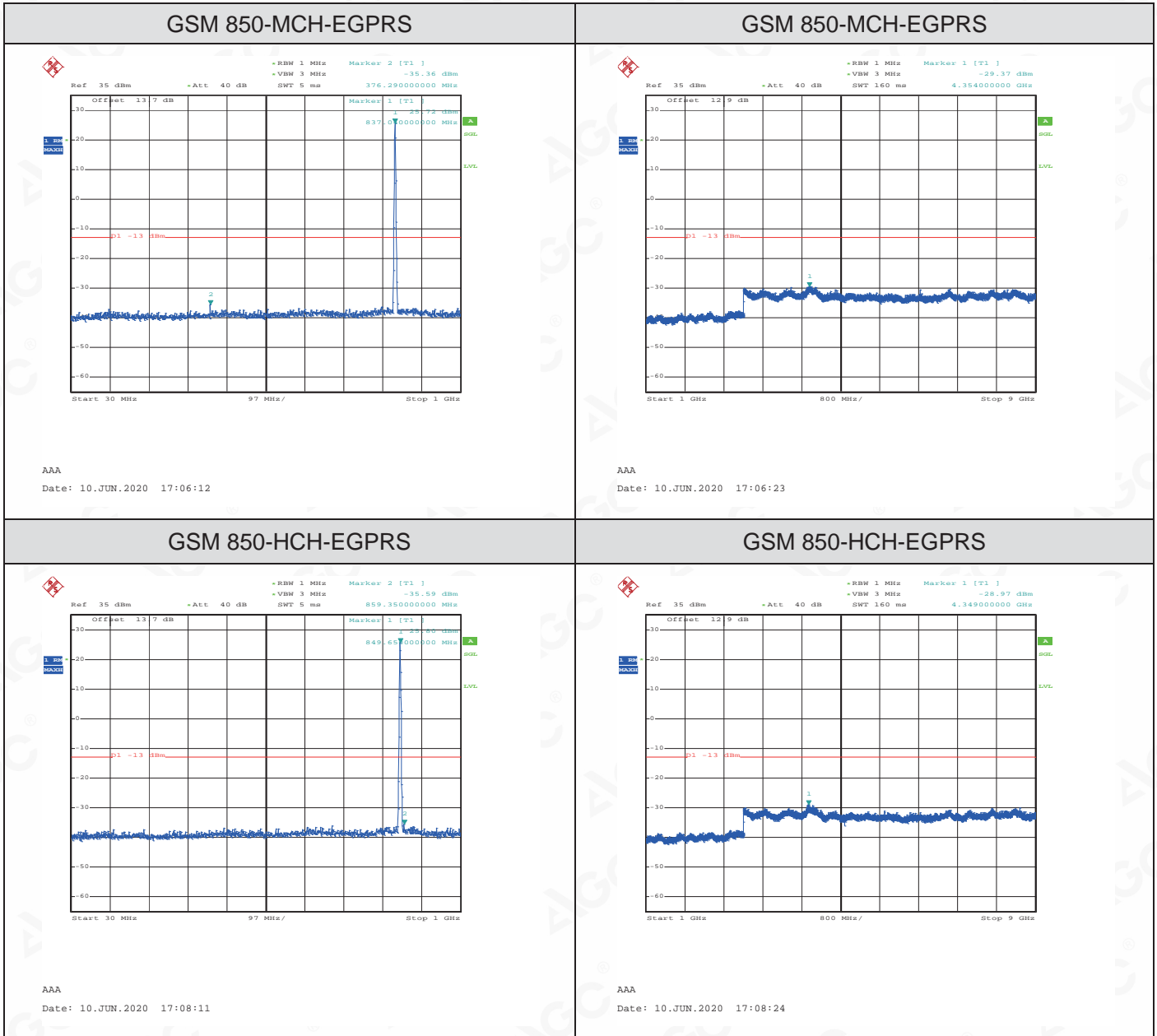




Any report having not been signed by authorized approver, or having been altered without authorization, or having not been stamped by the "Dedicated Testing/Inspection Stamp" is deemed to be invalid. Copying or excerpting portion of, or altering the content of the report is not permitted without the written authorization of AGC. The test results presented in the report apply only to the tested sample. Any objections to report issued by AGC should be submitted to AGC within 15 days after the issuance of the test report. Further enquiry of validity or verification of the test report should be addressed to AGC by agc@agc-cert.com.

Attestation of Global Compliance(Shenzhen)Co., Ltd
Attestation of Global Compliance(Shenzhen)Std & Tech Co., Ltd
Tel: +86-755 2523 4088 E-mail: agc@agc-cert.com Web: http://cn.agc-cert.com/

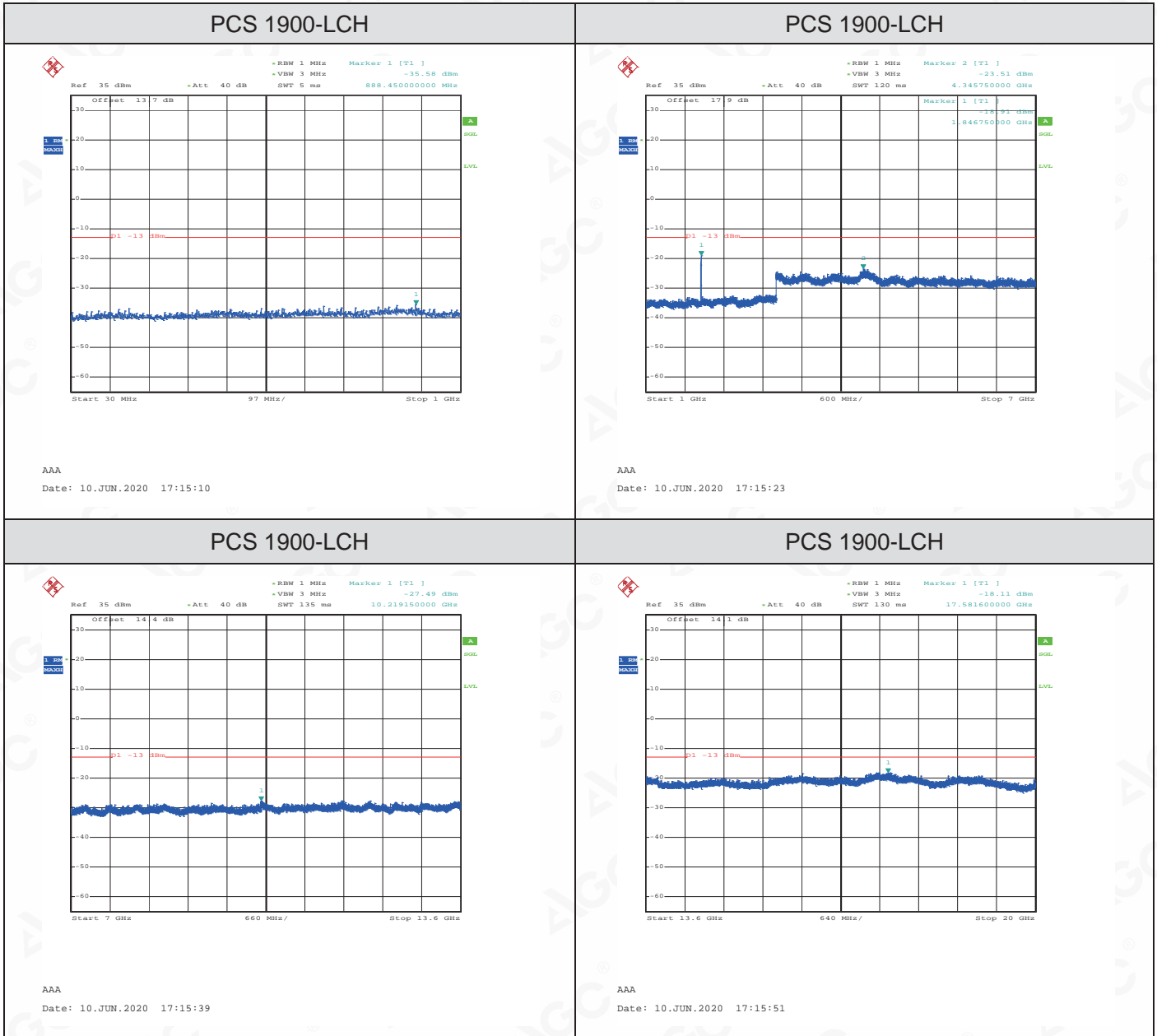




Any report having not been signed by authorized approver, or having been altered without authorization, or having not been stamped by the "Dedicated Testing/Inspection Stamp" is deemed to be invalid. Copying or excerpting portion of, or altering the content of the report is not permitted without the written authorization of AGC. The test results presented in the report apply only to the tested sample. Any objections to report issued by AGC should be submitted to AGC within 15 days after the issuance of the test report. Further enquiry of validity or verification of the test report should be addressed to AGC by agc@agc-cert.com.

Attestation of Global Compliance(Shenzhen)Co., Ltd
Attestation of Global Compliance(Shenzhen)Std & Tech Co., Ltd
Tel: +86-755 2523 4088 E-mail: agc@agc-cert.com Web: http://cn.agc-cert.com/

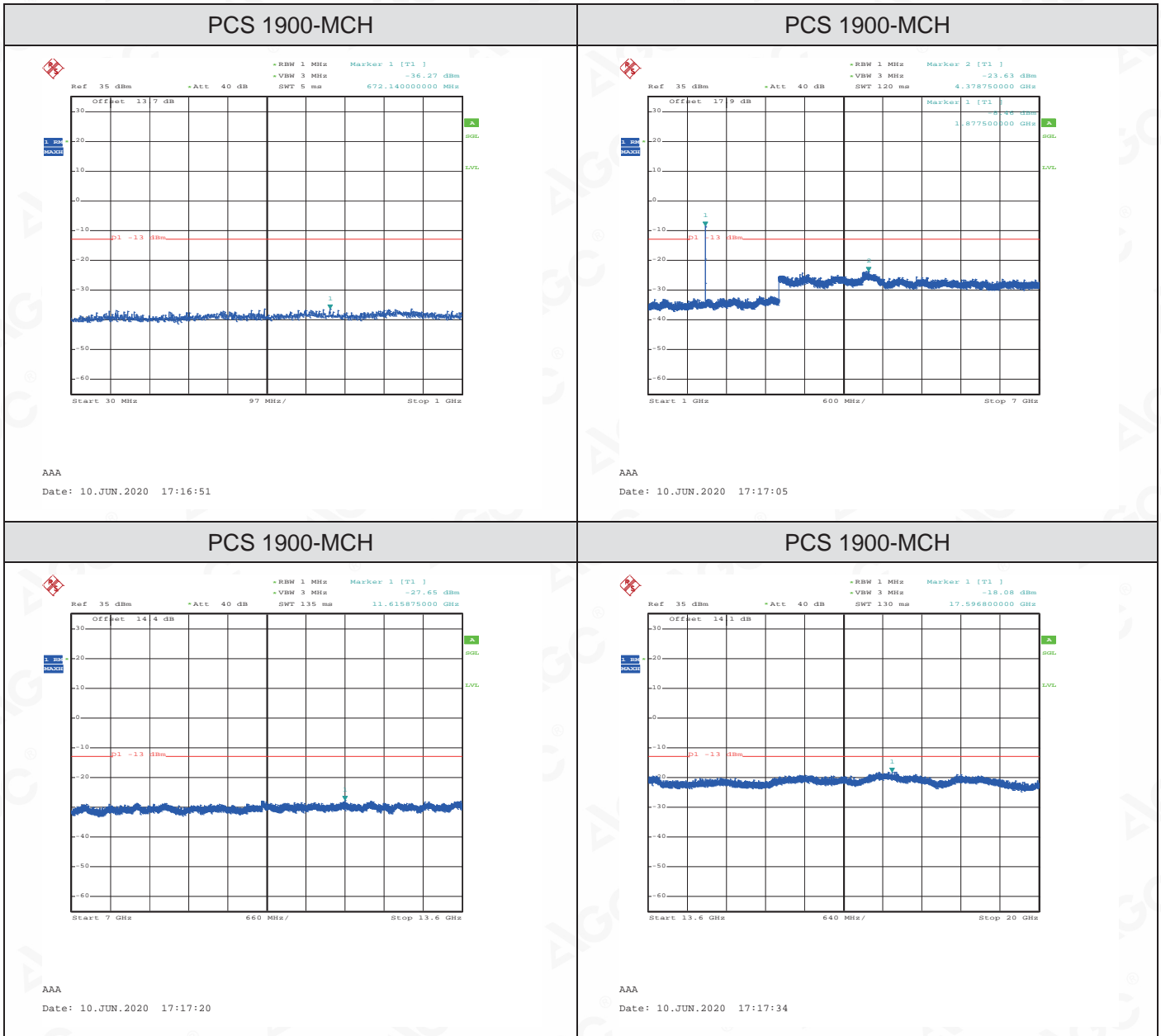




Any report having not been signed by authorized approver, or having been altered without authorization, or having not been stamped by the "Dedicated Testing/Inspection Stamp" is deemed to be invalid. Copying or excerpting portion of, or altering the content of the report is not permitted without the written authorization of AGC. The test results presented in the report apply only to the tested sample. Any objections to report issued by AGC should be submitted to AGC within 15 days after the issuance of the test report. Further enquiry of validity or verification of the test report should be addressed to AGC by agc@agc-cert.com.

Attestation of Global Compliance(Shenzhen)Co., Ltd
Attestation of Global Compliance(Shenzhen)Std & Tech Co., Ltd
Tel: +86-755 2523 4088 E-mail: agc@agc-cert.com Web: http://cn.agc-cert.com/

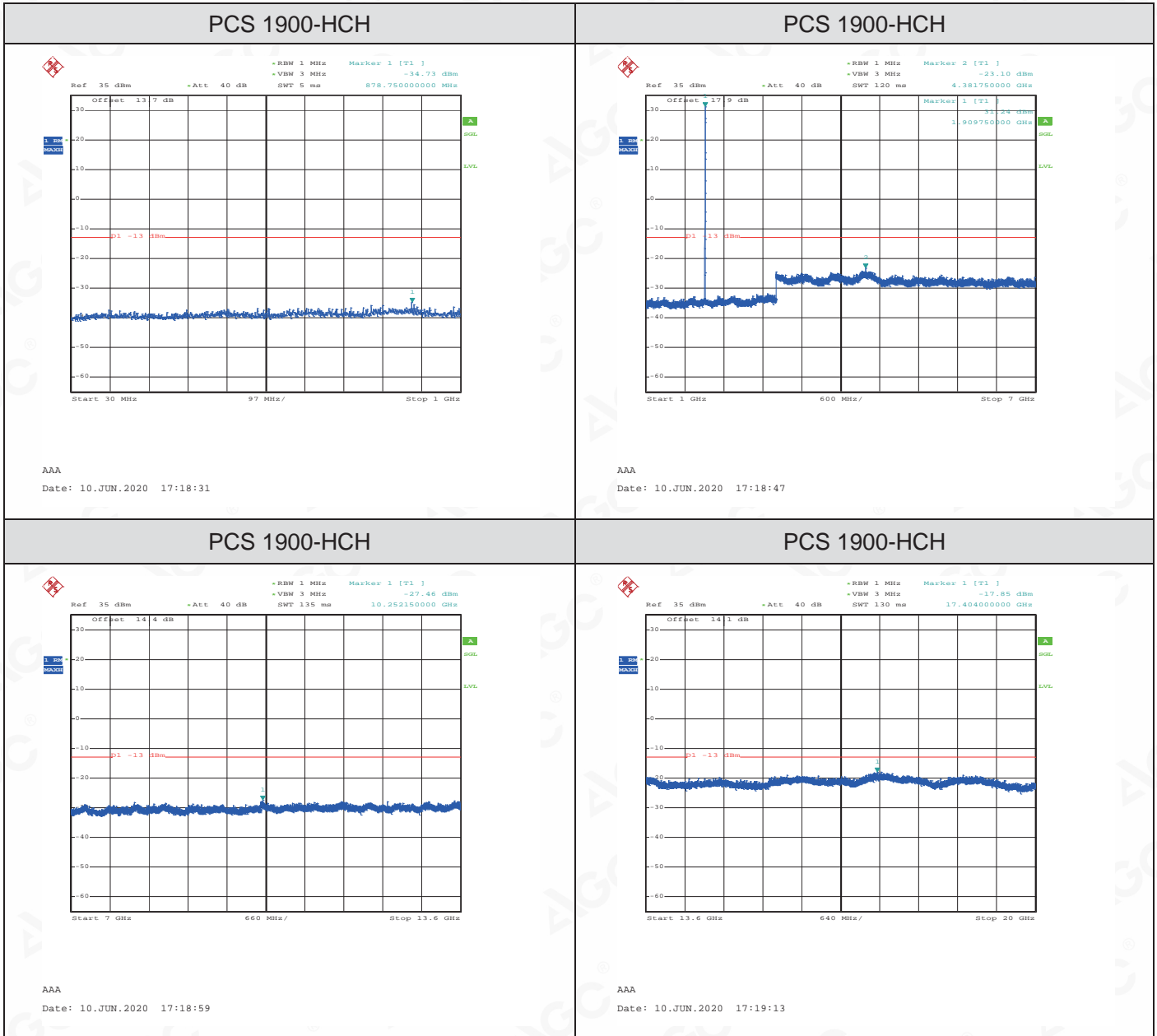




Any report having not been signed by authorized approver, or having been altered without authorization, or having not been stamped by the "Dedicated Testing/Inspection Stamp" is deemed to be invalid. Copying or excerpting portion of, or altering the content of the report is not permitted without the written authorization of AGC. The test results presented in the report apply only to the tested sample. Any objections to report issued by AGC should be submitted to AGC within 15 days after the issuance of the test report. Further enquiry of validity or verification of the test report should be addressed to AGC by agc@agc-cert.com.

Attestation of Global Compliance(Shenzhen)Co., Ltd
Attestation of Global Compliance(Shenzhen)Std & Tech Co., Ltd
Tel: +86-755 2523 4088 E-mail: agc@agc-cert.com Web: http://cn.agc-cert.com/

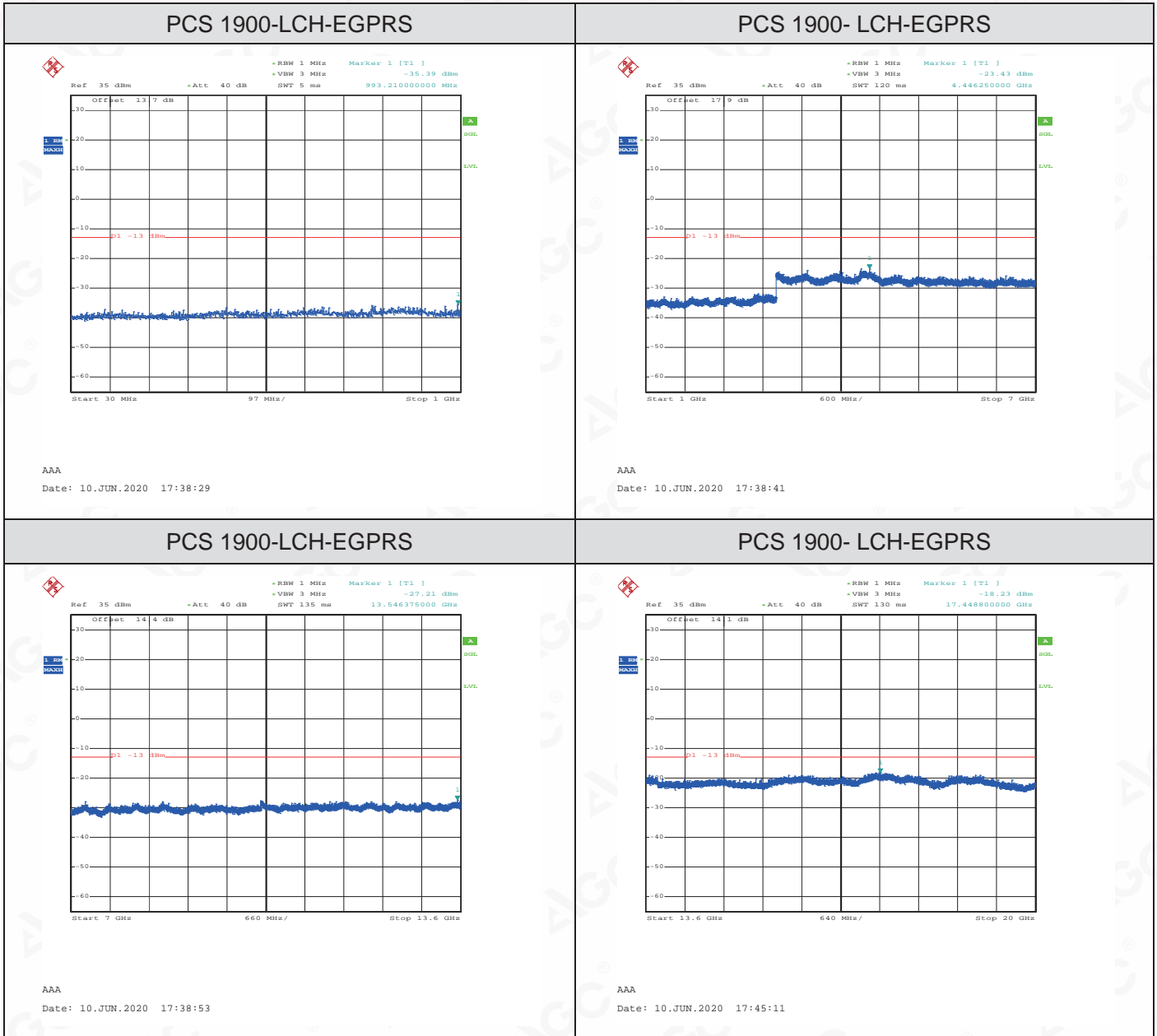




Any report having not been signed by authorized approver, or having been altered without authorization, or having not been stamped by the "Dedicated Testing/Inspection Stamp" is deemed to be invalid. Copying or excerpting portion of, or altering the content of the report is not permitted without the written authorization of AGC. The test results presented in the report apply only to the tested sample. Any objections to report issued by AGC should be submitted to AGC within 15 days after the issuance of the test report. Further enquiry of validity or verification of the test report should be addressed to AGC by agc@agc-cert.com.

Attestation of Global Compliance(Shenzhen)Co., Ltd
Attestation of Global Compliance(Shenzhen)Std & Tech Co., Ltd
Tel: +86-755 2523 4088 E-mail: agc@agc-cert.com Web: http://cn.agc-cert.com/

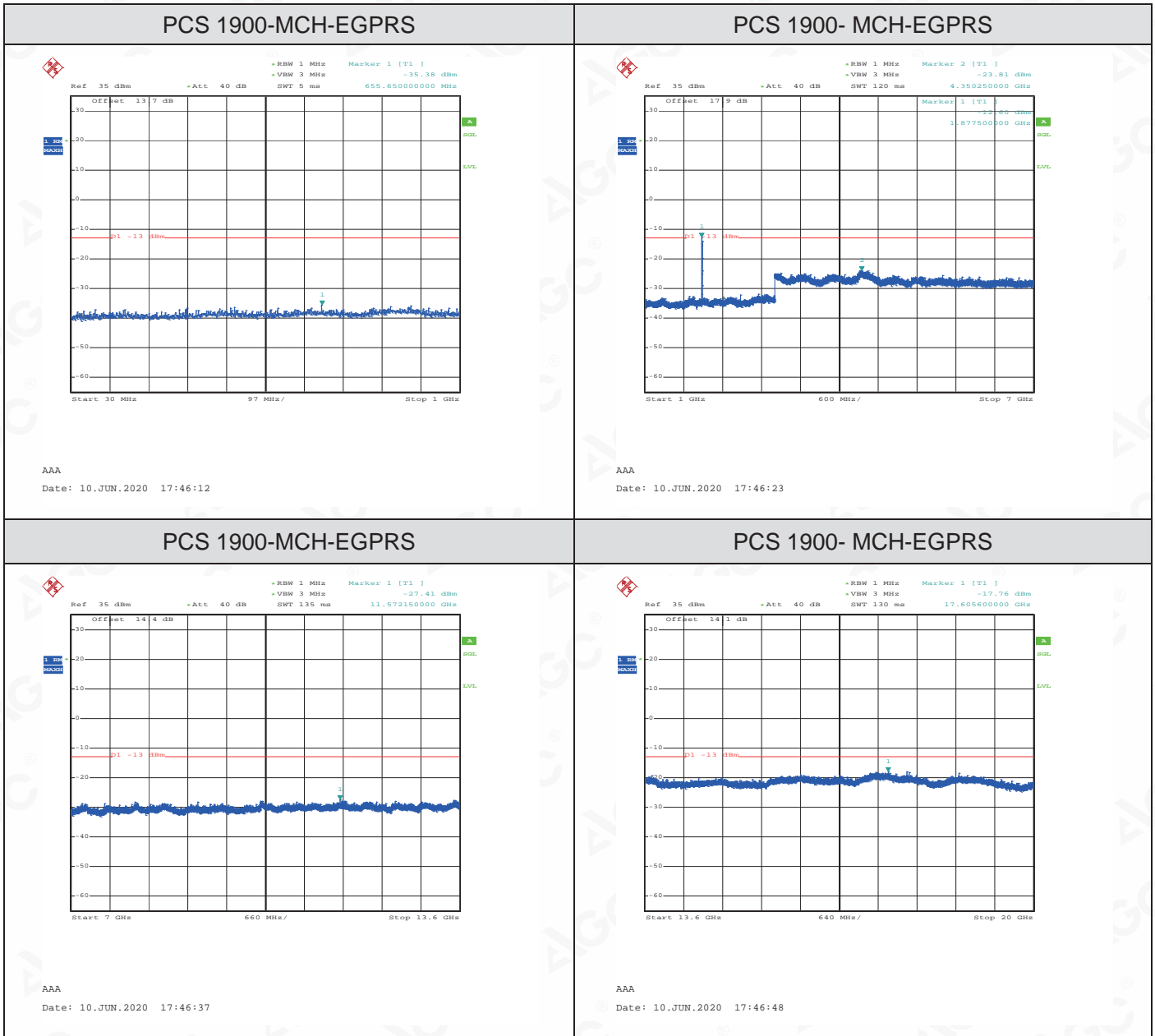




Any report having not been signed by authorized approver, or having been altered without authorization, or having not been stamped by the "Dedicated Testing/Inspection Stamp" is deemed to be invalid. Copying or excerpting portion of, or altering the content of the report is not permitted without the written authorization of AGC. The test results presented in the report apply only to the tested sample. Any objections to report issued by AGC should be submitted to AGC within 15 days after the issuance of the test report. Further enquiry of validity or verification of the test report should be addressed to AGC by agc@agc-cert.com.

Attestation of Global Compliance(Shenzhen)Co., Ltd
Attestation of Global Compliance(Shenzhen)Std & Tech Co., Ltd
Tel: +86-755 2523 4088 E-mail: agc@agc-cert.com Web: http://cn.agc-cert.com/

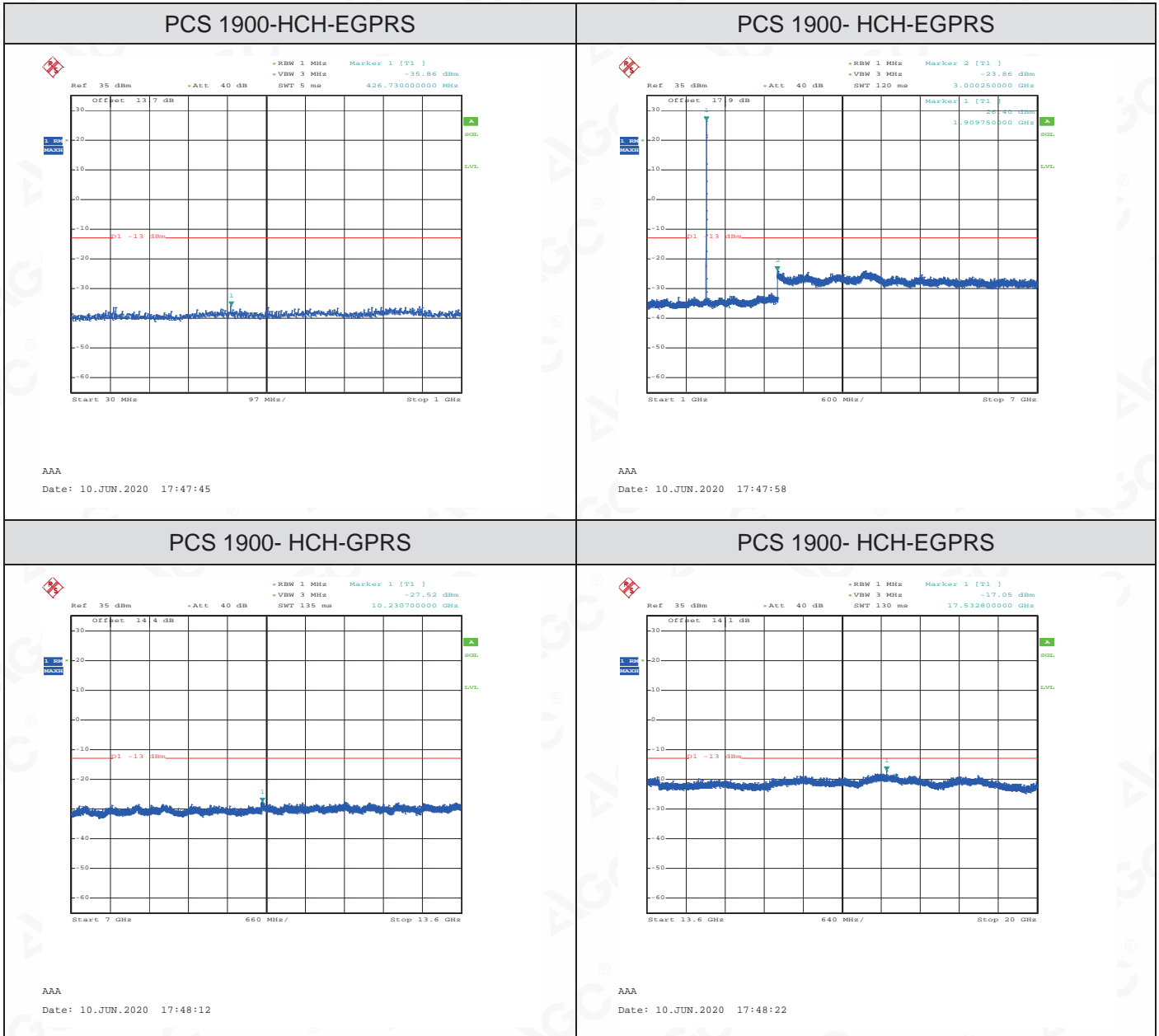




Any report having not been signed by authorized approver, or having been altered without authorization, or having not been stamped by the "Dedicated Testing/Inspection Stamp" is deemed to be invalid. Copying or excerpting portion of, or altering the content of the report is not permitted without the written authorization of AGC. The test results presented in the report apply only to the tested sample. Any objections to report issued by AGC should be submitted to AGC within 15 days after the issuance of the test report. Further enquiry of validity or verification of the test report should be addressed to AGC by agc@agc-cert.com.

Attestation of Global Compliance(Shenzhen)Co., Ltd
Attestation of Global Compliance(Shenzhen)Std & Tech Co., Ltd
Tel: +86-755 2523 4088 E-mail: agc@agc-cert.com Web: http://cn.agc-cert.com/





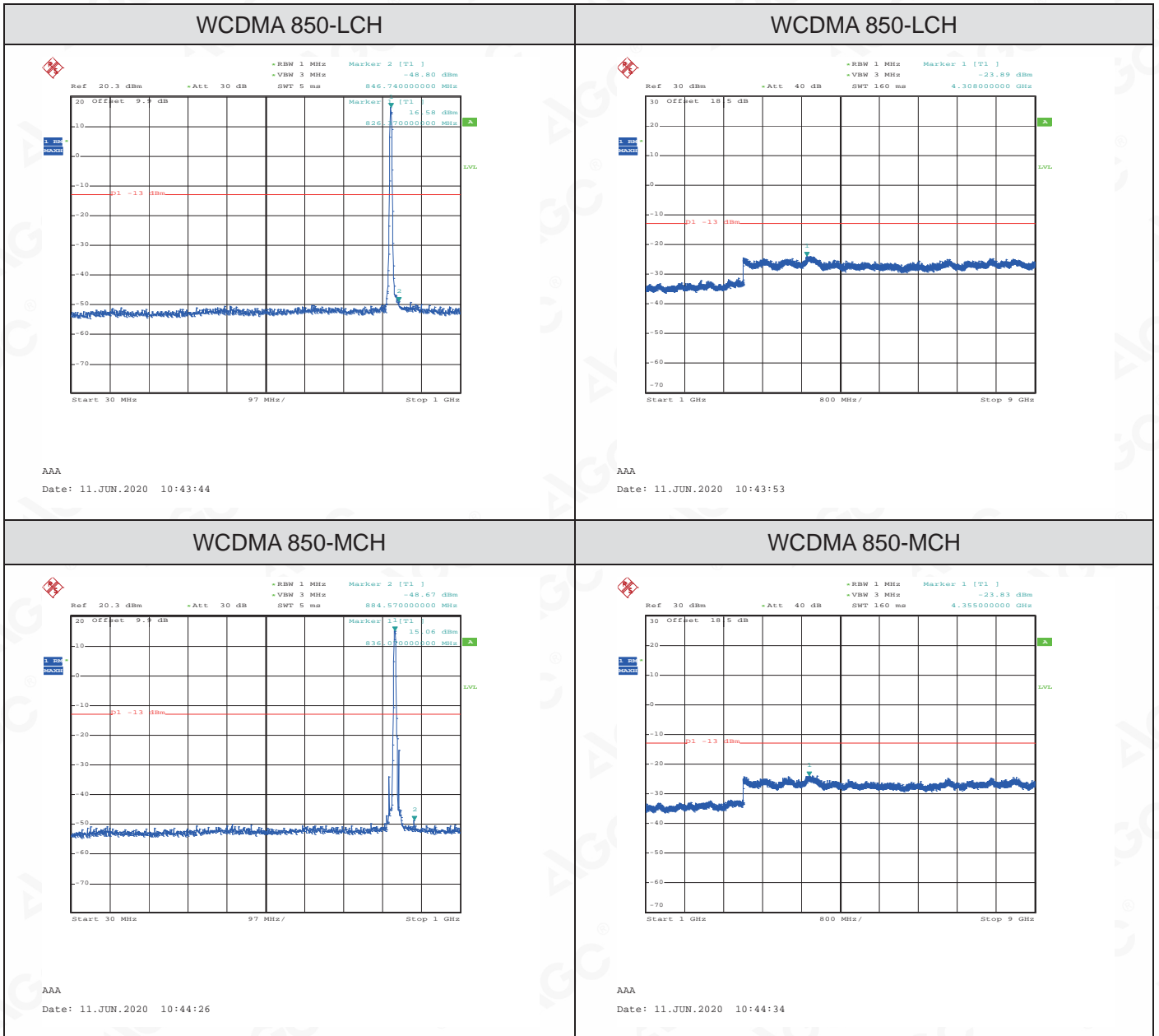
Any report having not been signed by authorized approver, or having been altered without authorization, or having not been stamped by the "Dedicated Testing/Inspection Stamp" is deemed to be invalid. Copying or excerpting portion of, or altering the content of the report is not permitted without the written authorization of AGC. The test results presented in the report apply only to the tested sample. Any objections to report issued by AGC should be submitted to AGC within 15 days after the issuance of the test report. Further enquiry of validity or verification of the test report should be addressed to AGC by agc@agc-cert.com.

Attestation of Global Compliance(Shenzhen)Co., Ltd
 Attestation of Global Compliance(Shenzhen)Std & Tech Co., Ltd
 Tel: +86-755 2523 4088 E-mail: agc@agc-cert.com Web: http://cn.agc-cert.com/



Test Band=WCDMA850/WCDMA1700/WCDMA1900

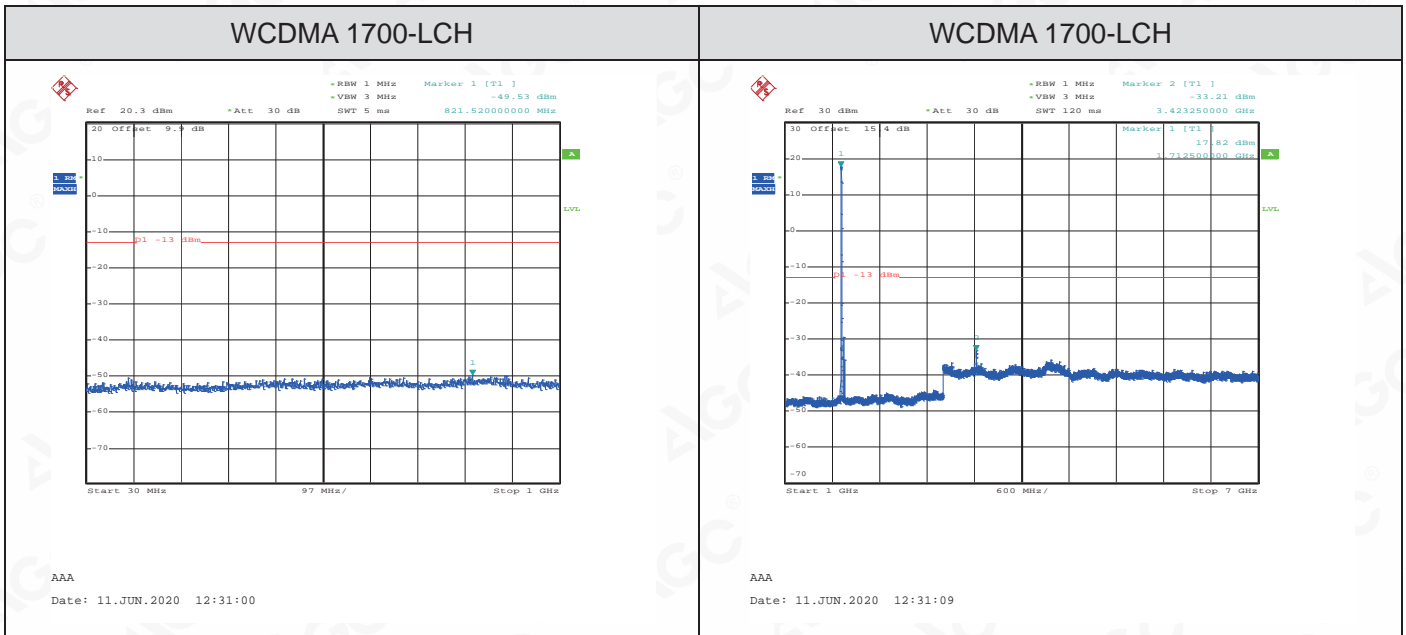
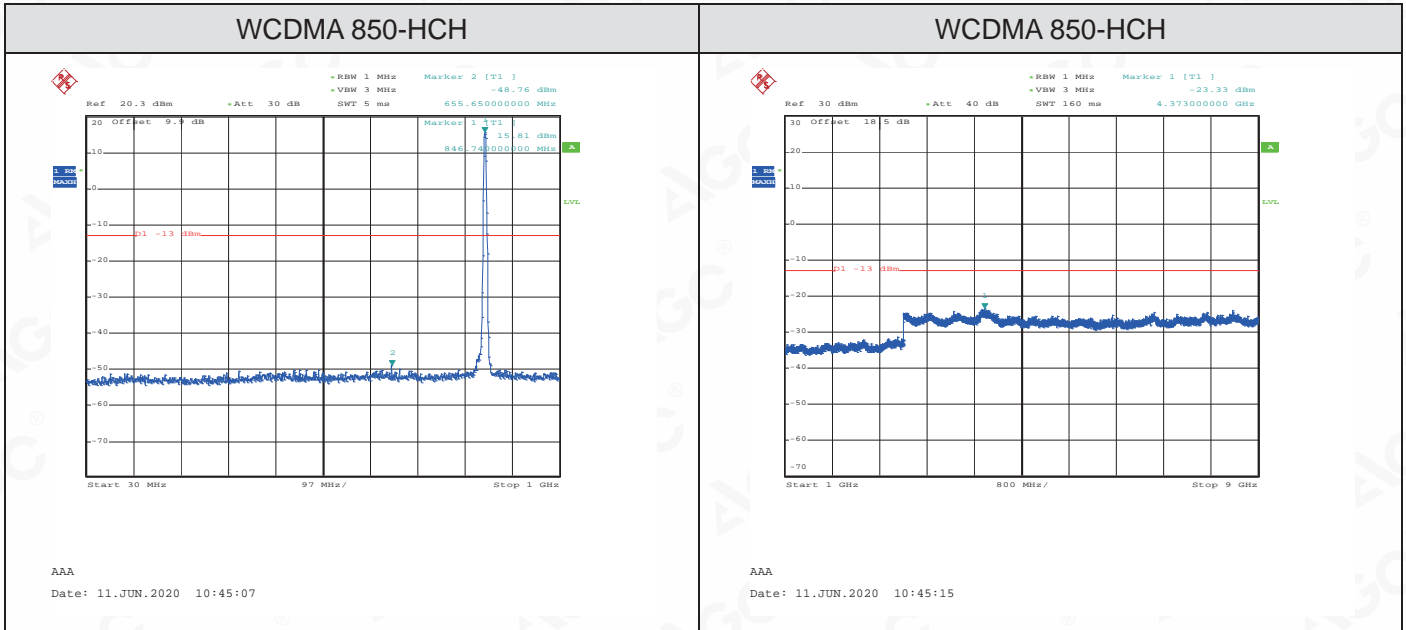
Test Mode=UMTS



Any report having not been signed by authorized approver, or having been altered without authorization, or having not been stamped by the "Dedicated Testing/Inspection Stamp" is deemed to be invalid. Copying or excerpting portion of, or altering the content of the report is not permitted without the written authorization of AGC. The test results presented in the report apply only to the tested sample. Any objections to report issued by AGC should be submitted to AGC within 15 days after the issuance of the test report. Further enquiry of validity or verification of the test report should be addressed to AGC by agc@agc-cert.com.

Attestation of Global Compliance(Shenzhen)Co., Ltd
Attestation of Global Compliance(Shenzhen)Std & Tech Co., Ltd
Tel: +86-755 2523 4088 E-mail: agc@agc-cert.com Web: http://cn.agc-cert.com/

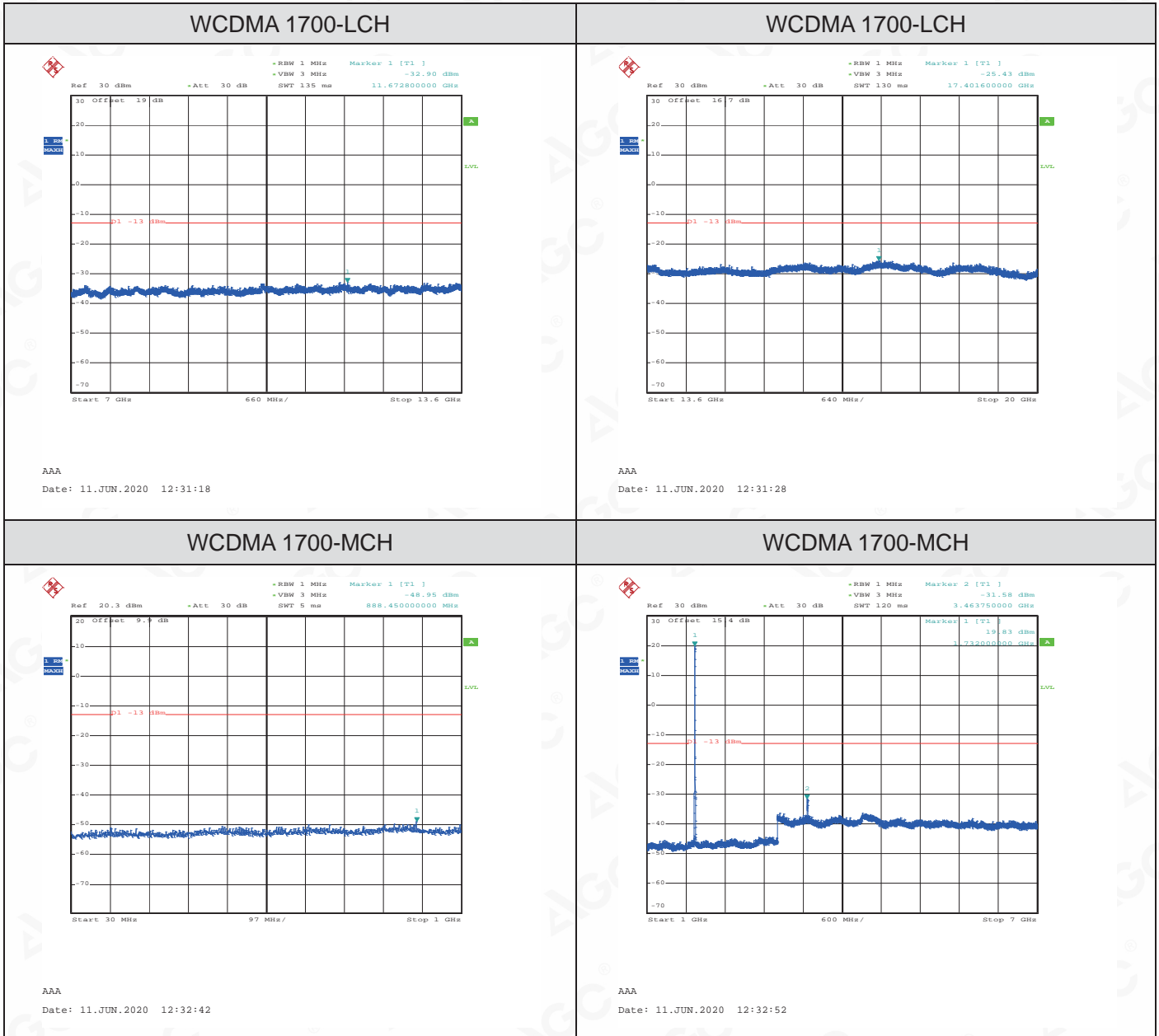




Any report having not been signed by authorized approver, or having been altered without authorization, or having not been stamped by the "Dedicated Testing/Inspection Stamp" is deemed to be invalid. Copying or excerpting portion of, or altering the content of the report is not permitted without the written authorization of AGC. The test results presented in the report apply only to the tested sample. Any objections to report issued by AGC should be submitted to AGC within 15 days after the issuance of the test report. Further enquiry of validity or verification of the test report should be addressed to AGC by agc@agc-cert.com.

Attestation of Global Compliance(Shenzhen)Co., Ltd
 Attestation of Global Compliance(Shenzhen)Std & Tech Co., Ltd
 Tel: +86-755 2523 4088 E-mail: agc@agc-cert.com Web: http://cn.agc-cert.com/

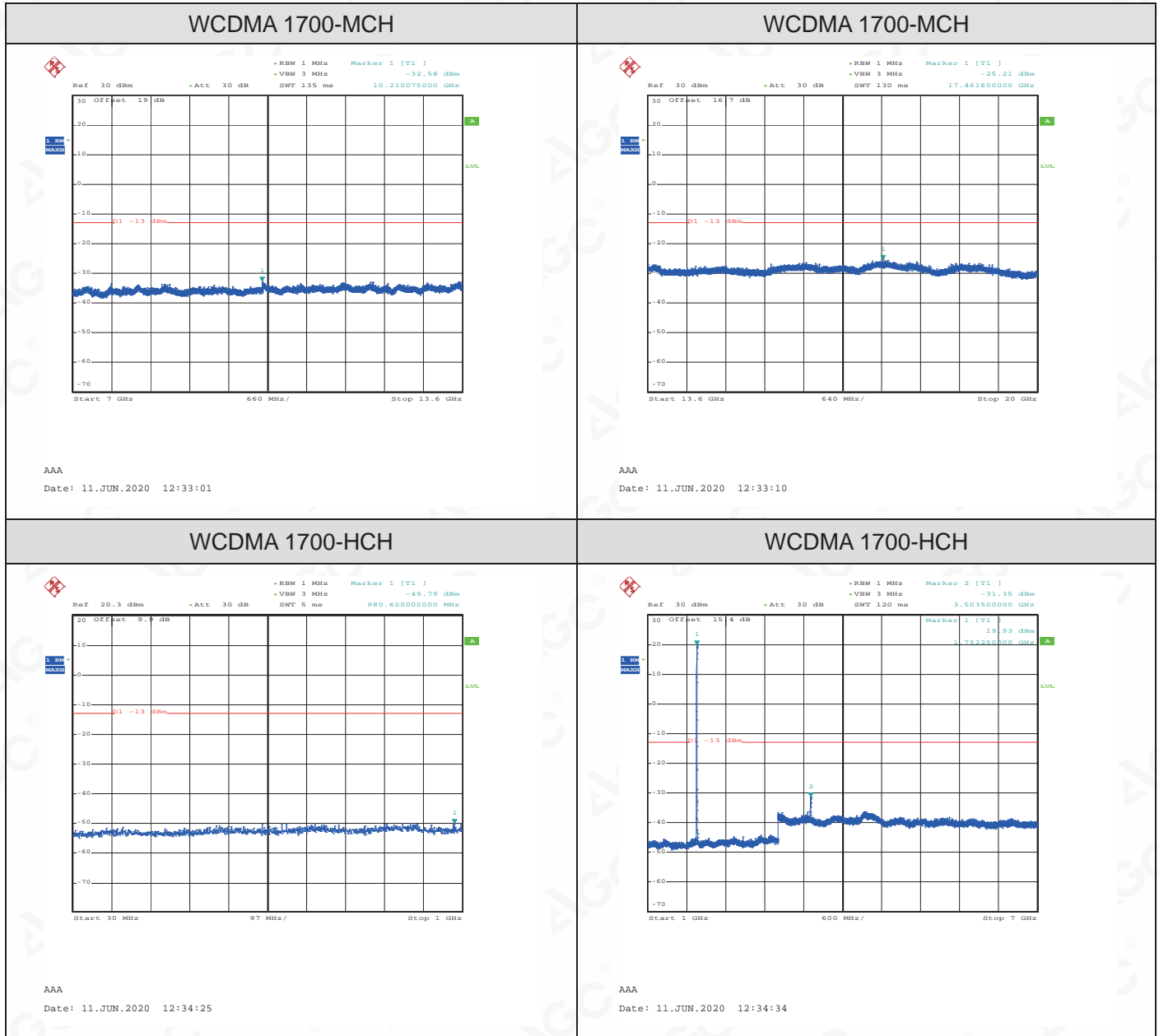




Any report having not been signed by authorized approver, or having been altered without authorization, or having not been stamped by the "Dedicated Testing/Inspection Stamp" is deemed to be invalid. Copying or excerpting portion of, or altering the content of the report is not permitted without the written authorization of AGC. The test results presented in the report apply only to the tested sample. Any objections to report issued by AGC should be submitted to AGC within 15 days after the issuance of the test report. Further enquiry of validity or verification of the test report should be addressed to AGC by agc@agc-cert.com.

Attestation of Global Compliance(Shenzhen)Co., Ltd
 Attestation of Global Compliance(Shenzhen)Std & Tech Co., Ltd
 Tel: +86-755 2523 4088 E-mail: agc@agc-cert.com Web: http://cn.agc-cert.com/

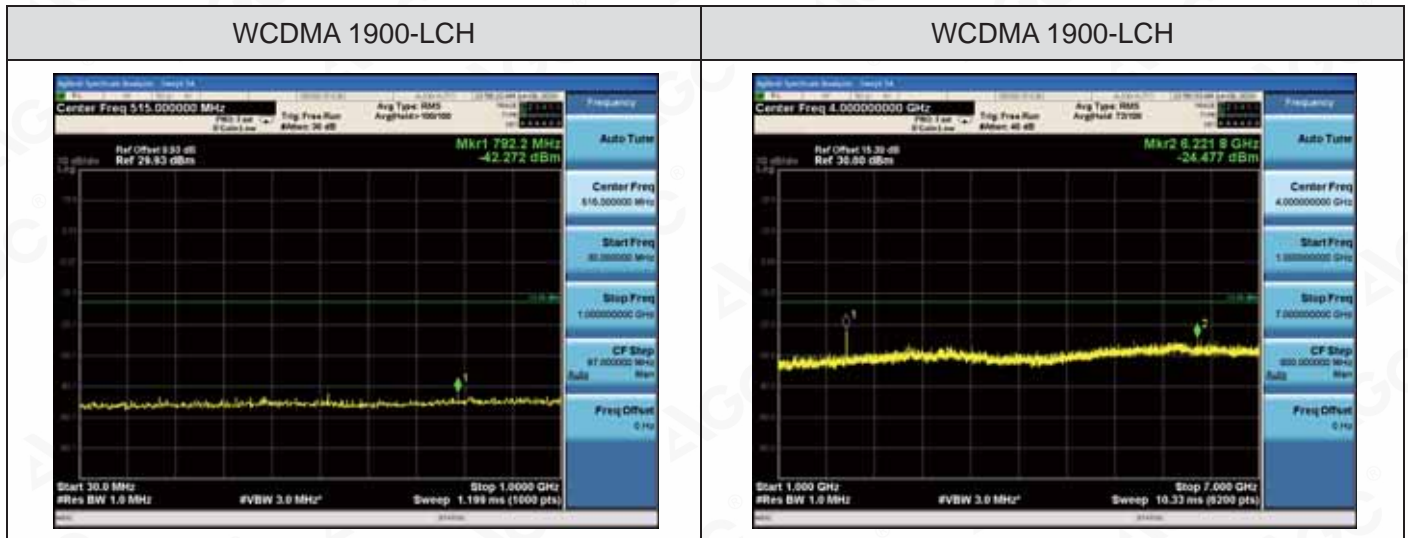
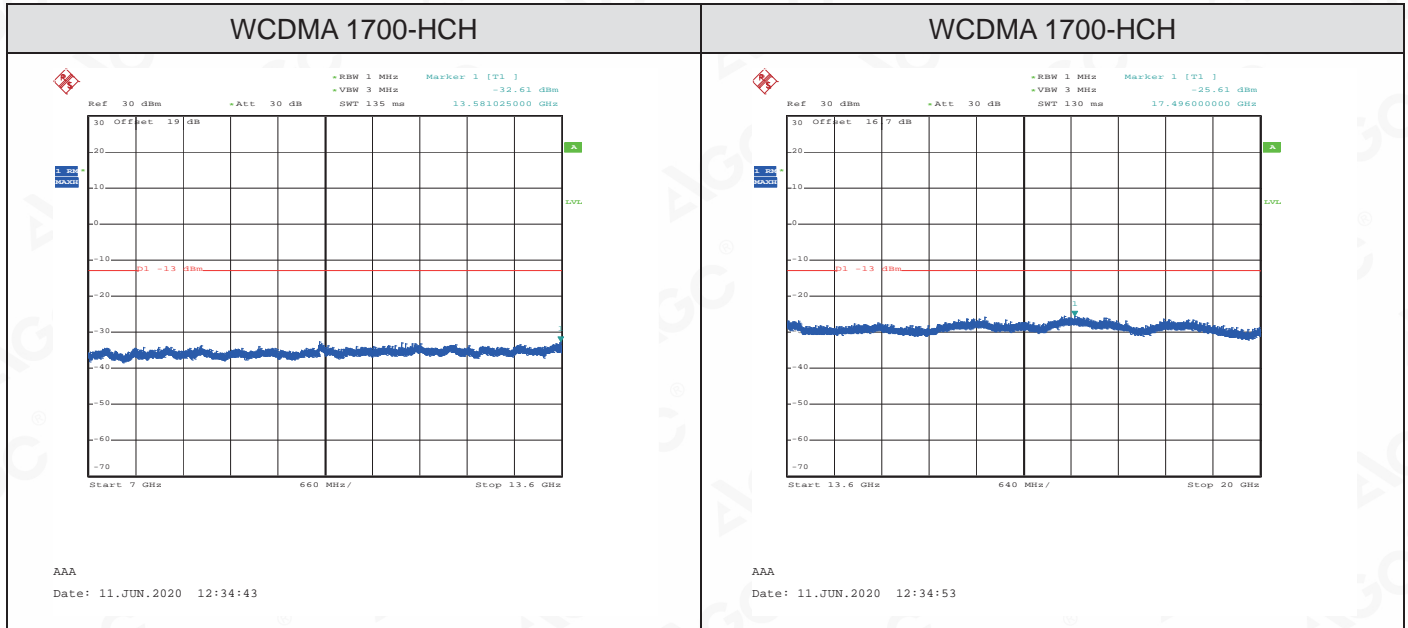




Any report having not been signed by authorized approver, or having been altered without authorization, or having not been stamped by the "Dedicated Testing/Inspection Stamp" is deemed to be invalid. Copying or excerpting portion of, or altering the content of the report is not permitted without the written authorization of AGC. The test results presented in the report apply only to the tested sample. Any objections to report issued by AGC should be submitted to AGC within 15 days after the issuance of the test report. Further enquiry of validity or verification of the test report should be addressed to AGC by agc@agc-cert.com.

Attestation of Global Compliance(Shenzhen)Co., Ltd
 Attestation of Global Compliance(Shenzhen)Std & Tech Co., Ltd
 Tel: +86-755 2523 4088 E-mail: agc@agc-cert.com Web: http://cn.agc-cert.com/



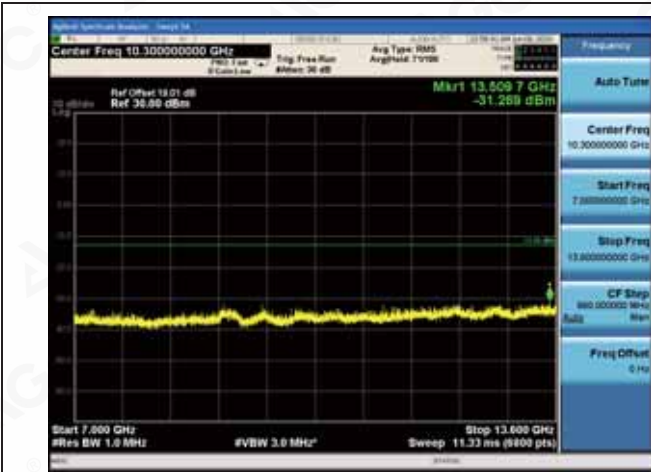


WCDMA 1900-LCH	WCDMA 1900-LCH
----------------	----------------

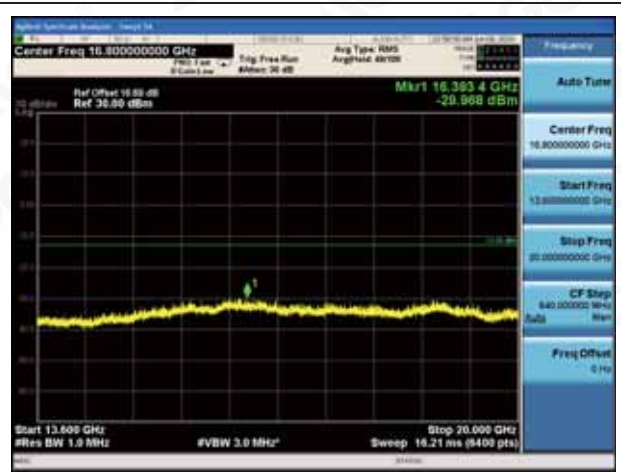
Any report having not been signed by authorized approver, or having been altered without authorization, or having not been stamped by the "Dedicated Testing/Inspection Stamp" is deemed to be invalid. Copying or excerpting portion of, or altering the content of the report is not permitted without the written authorization of AGC. The test results presented in the report apply only to the tested sample. Any objections to report issued by AGC should be submitted to AGC within 15 days after the issuance of the test report. Further enquiry of validity or verification of the test report should be addressed to AGC by agc@agc-cert.com.

Attestation of Global Compliance(Shenzhen)Co., Ltd
Attestation of Global Compliance(Shenzhen)Std & Tech Co., Ltd
Tel: +86-755 2523 4088 E-mail: agc@agc-cert.com Web: http://cn.agc-cert.com/

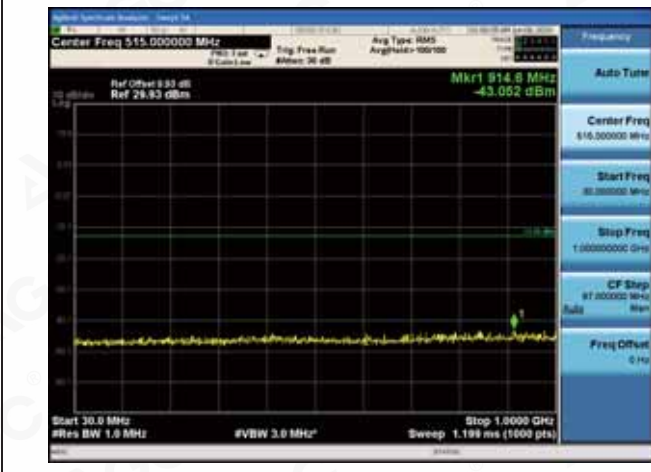




WCDMA 1900-MCH



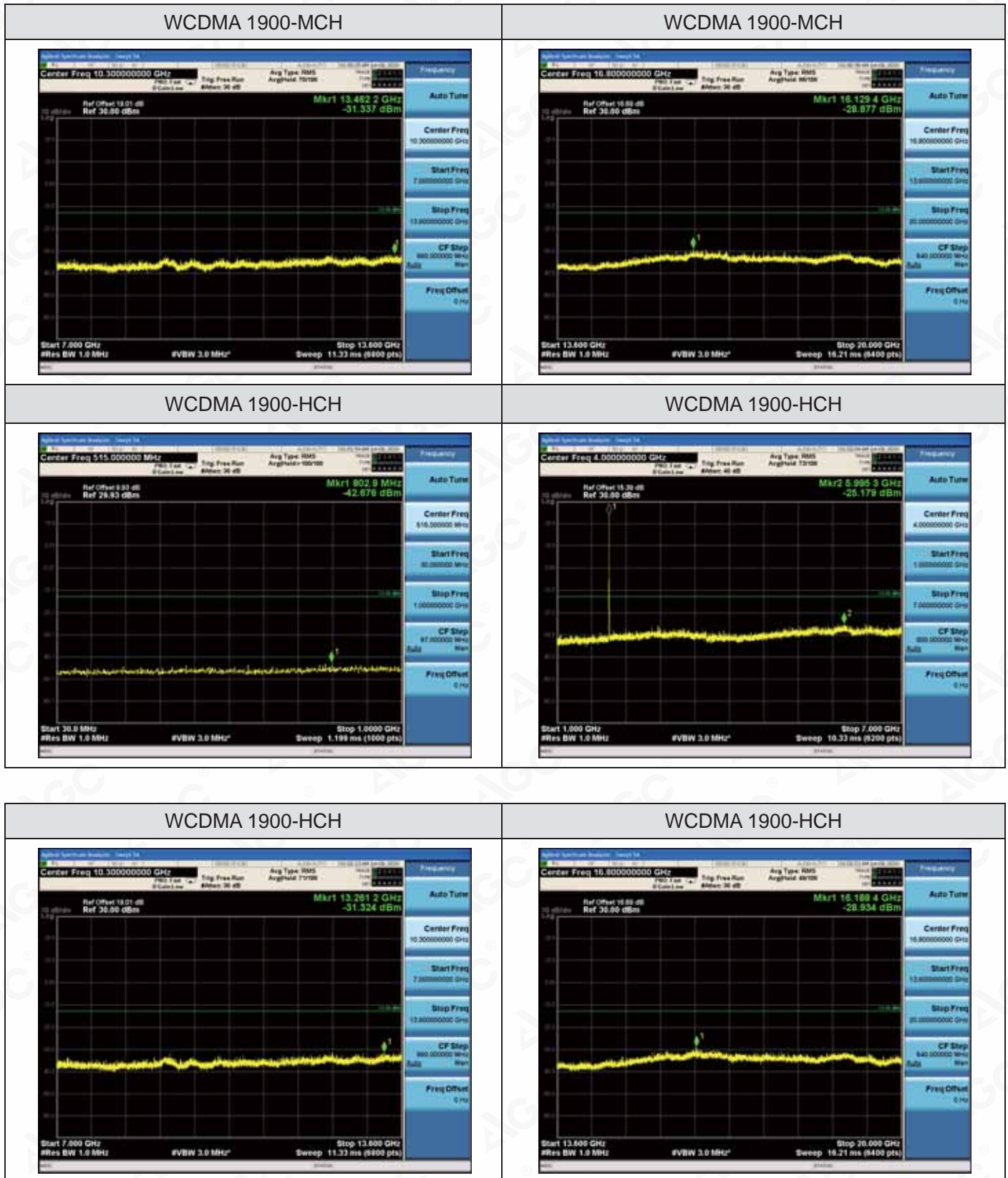
WCDMA 1900-MCH



Any report having not been signed by authorized approver, or having been altered without authorization, or having not been stamped by the "Dedicated Testing/Inspection Stamp" is deemed to be invalid. Copying or excerpting portion of, or altering the content of the report is not permitted without the written authorization of AGC. The test results presented in the report apply only to the tested sample. Any objections to report issued by AGC should be submitted to AGC within 15 days after the issuance of the test report. Further enquiry of validity or verification of the test report should be addressed to AGC by agc@agc-cert.com.

Attestation of Global Compliance(Shenzhen)Co., Ltd
Attestation of Global Compliance(Shenzhen)Std & Tech Co., Ltd
Tel: +86-755 2523 4088 E-mail: agc@agc-cert.com Web: http://cn.agc-cert.com/





Any report having not been signed by authorized approver, or having been altered without authorization, or having not been stamped by the Dedicated Testing/Inspection Stamp, is deemed to be invalid. Copying or excerpting portions of, or altering the content of the report is not permitted without the written authorization of AGC. The test results presented in the report apply only to the tested sample. Any objections to report issued by AGC should be submitted to AGC within 15 days after the issuance of the test report. Further enquiry of validity or verification of the test report should be addressed to AGC by agc@agc-cert.com

2. As no emission found in standby or receive mode, no recording in this report.



9.2 RADIATED SPURIOUS EMISSION

9.2.1 MEASUREMENT METHOD

1. The EUT was placed on the top of the turntable 0.8 or 1.5 meter above ground. The phase center of the receiving antenna mounted on the top of a height-variable antenna tower was placed 3 meters far away from the turntable.
2. Power on the EUT and all the supporting units. The turntable was rotated by 360 degrees to determine the position of the highest radiation.
3. The height of the broadband receiving antenna was varied between one meter and four meters above ground to find the maximum emissions field strength of both horizontal and vertical polarization.
4. For each suspected emissions, the antenna tower was scan (from 1 M to 4 M) and then the turntable was rotated (from 0 degree to 360 degrees) to find the maximum reading.
5. Set the test-receiver system to Peak or CISPR quasi-peak Detect Function with specified bandwidth under Maximum Hold Mode.
6. For emissions above 1GHz, use 1MHz VBW and RBW for peak reading. Then 1MHz RBW and 10Hz VBW for average reading in spectrum analyzer. Place the measurement antenna away from each area of the EUT determined to be a source of emissions at the specified measurement distance, while keeping the measurement antenna aimed at the source of emissions at each frequency of significant emissions, with polarization oriented for maximum response. The measurement antenna may have to be higher or lower than the EUT, depending on the radiation pattern of the emission and staying aimed at the emission source for receiving the maximum signal. The final measurement antenna elevation shall be that which maximizes the emissions. The measurement antenna elevation for maximum emissions shall be restricted to a range of heights of from 1 m to 4 m above the ground or reference ground plane.
7. When the radiated emissions limits are expressed in terms of the average value of the emissions, and pulsed operation is employed, the measurement field strength shall be determined by averaging over one complete pulse train, including blanking intervals, as long as the pulse train does not exceed 0.1 seconds. As an alternative (provided the transmitter operates for longer than 0.1 seconds) or in cases where the pulse train exceeds 0.1 seconds, the measured field strength shall be determined from the average absolute voltage during a 0.1 second interval during which the field strength is at its maximum values.
8. If the emissions level of the EUT in peak mode was 3 dB lower than the average limit specified, then testing will be stopped and peak values of EUT will be reported, otherwise, the emissions which do not have 3 dB margin will be repeated one by one using the quasi-peak method for below 1GHz.
9. For testing above 1GHz, the emissions level of the EUT in peak mode was lower than average limit (that means the emissions level in peak mode also complies with the limit in average mode), then testing will be stopped and peak values of EUT will be reported, otherwise, the emissions will be measured in average mode again and reported.
10. In case the emission is lower than 30MHz, loop antenna has to be used for measurement and the recorded data should be QP measured by receiver. High - Low scan is not required in this case.

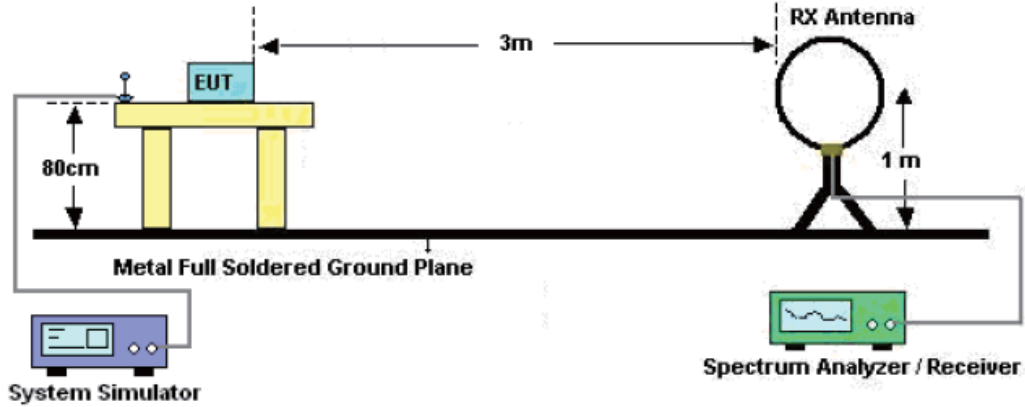
Any report having not been signed by authorized approver, or having been altered without authorization, or having not been stamped by the "Dedicated Testing/Inspection Stamp" is deemed to be invalid. Copying or excerpting portion of, or altering the content of the report is not permitted without the written authorization of AGC. The test results presented in the report apply only to the tested sample. Any objections to report issued by AGC should be submitted to AGC within 15days after the issuance of the test report. Further enquiry of validity or verification of the test report should be addressed to AGC by agc@agc-cert.com.

Attestation of Global Compliance(Shenzhen)Co., Ltd
Attestation of Global Compliance(Shenzhen)Std & Tech Co., Ltd
Tel: +86-755 2523 4088 E-mail: agc@agc-cert.com Web: <http://cn.agc-cert.com/>

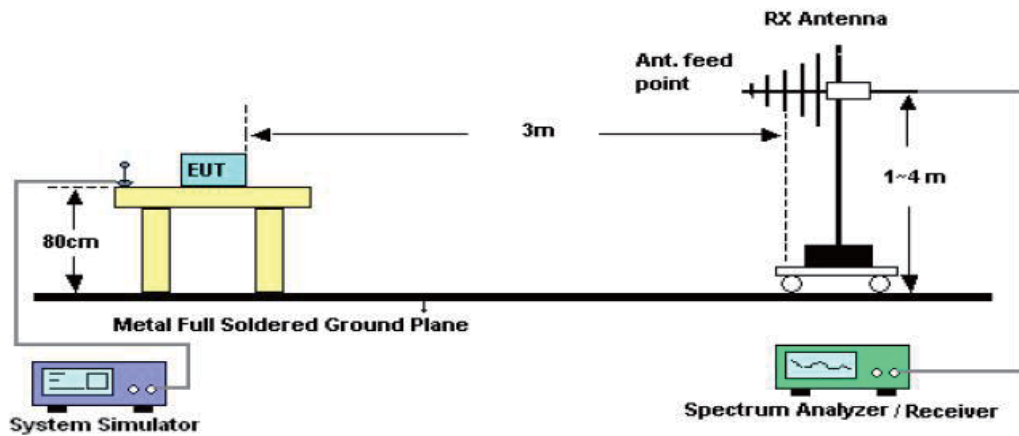


9.2.2 TEST SETUP

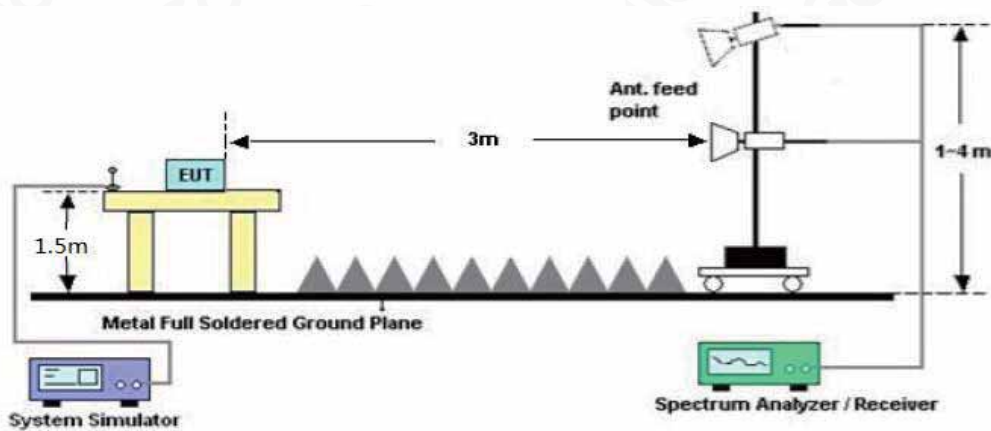
Radiated Emission Test-Setup Frequency Below 30MHz



RADIATED EMISSION TEST SETUP 30MHz-1000MHz



RADIATED EMISSION TEST SETUP ABOVE 1000MHz



Any report having not been signed by authorized approver, or having been altered without authorization, or having not been stamped by the "Dedicated Testing/Inspection Stamp" is deemed to be invalid. Copying or excerpting portion of, or altering the content of the report is not permitted without the written authorization of AGC. The test results presented in the report apply only to the tested sample. Any objections to report issued by AGC should be submitted to AGC within 15 days after the issuance of the test report. Further enquiry of validity or verification of the test report should be addressed to AGC by agc@agc-cert.com.



9.2.3 PROVISIONS APPLICABLE

(a) On any frequency outside a licensee's frequency block (e.g. A, D, B, etc.) within the USPCS spectrum, the power of any emission shall be attenuated below the transmitter power (P, in Watts) by at least $43+10\log(P)$ dB. The specification that emissions shall be attenuated below the transmitter power (P) by at least $43 + 10 \log (P)$ dB, translates in the relevant power range (1 to 0.001 W) to -13 dBm. At 1 W the specified minimum attenuation becomes 43 dB and relative to a 30 dBm (1 W) carrier becomes a limit of -13 dBm. At 0.001 W (0 dBm) the minimum attenuation is 13 dB, which again yields a limit of -13 dBm. In this way a translation of the specification from relative to absolute terms is carried out.

Note: only result the worst condition of each test mode:

Any report having not been signed by authorized approver, or having been altered without authorization, or having not been stamped by the "Dedicated Testing/Inspection Stamp" is deemed to be invalid. Copying or excerpting portion of, or altering the content of the report is not permitted without the written authorization of AGC. The test results presented in the report apply only to the tested sample. Any objections to report issued by AGC should be submitted to AGC within 15 days after the issuance of the test report. Further enquiry of validity or verification of the test report should be addressed to AGC by agc@agc-cert.com.

Attestation of Global Compliance(Shenzhen)Co., Ltd
Attestation of Global Compliance(Shenzhen)Std & Tech Co., Ltd
Tel: +86-755 2523 4088 E-mail: agc@agc-cert.com Web: <http://cn.agc-cert.com/>



9.2.4 MEASUREMENT RESULT

GSM 850:

The Worst Test Results for Channel 251/848.8 MHz				
Frequency	Emission Level	Limits	Margin	Comment
(MHz)	(dBm)	(dBm)	(dB)	
1697.60	-55.31	-13	-42.31	Horizontal
4593.55	-53.72	-13	-40.72	Horizontal
5142.70	-50.73	-13	-37.73	Horizontal
1697.60	-54.02	-13	-41.02	Vertical
3695.42	-53.64	-13	-40.64	Vertical
4957.25	-50.21	-13	-37.21	Vertical

PCS 1900:

The Worst Test Results for Channel 810/1909.8MHz				
Frequency	Emission Level	Limits	Margin	Comment
(MHz)	(dBm)	(dBm)	(dB)	
1893.34	-54.43	-13	-41.43	Horizontal
3819.60	-55.63	-13	-42.63	Horizontal
5584.21	-53.38	-13	-40.38	Horizontal
1869.74	-54.21	-13	-41.21	Vertical
2943.33	-55.42	-13	-42.42	Vertical
5104.51	-54.11	-13	-41.11	Vertical

Any report having not been signed by authorized approver, or having been altered without authorization, or having not been stamped by the "Dedicated Testing/Inspection Stamp" is deemed to be invalid. Copying or excerpting portion of, or altering the content of the report is not permitted without the written authorization of AGC. The test results presented in the report apply only to the tested sample. Any objections to report issued by AGC should be submitted to AGC within 15 days after the issuance of the test report. Further enquiry of validity or verification of the test report should be addressed to AGC by agc@agc-cert.com.



HSPA band II:

The Worst Test Results for Channel 9538/1907.6MHz				
Frequency	Emission Level	Limits	Margin	Comment
(MHz)	(dBm)	(dBm)	(dB)	
1368.42	-51.69	-13	-38.69	Horizontal
3815.20	-50.62	-13	-37.62	Horizontal
6748.41	-48.42	-13	-35.42	Horizontal
1678.92	-49.26	-13	-36.26	Vertical
3815.20	-49.30	-13	-36.30	Vertical
7116.28	-47.46	-13	-34.46	Vertical

HSPA band V:

The Worst Test Results for Channel 4233/846.6MHz				
Frequency	Emission Level	Limits	Margin	Comment
(MHz)	(dBm)	(dBm)	(dB)	
1693.20	-52.87	-13	-39.87	Horizontal
3695.54	-52.30	-13	-39.30	Horizontal
6771.42	-51.61	-13	-38.61	Horizontal
1693.20	-52.38	-13	-39.38	Vertical
3691.54	-50.14	-13	-37.14	Vertical
5846.34	-50.08	-13	-37.08	Vertical

HSPA band IV:

The Worst Test Results for Channel 8662/1740MHz				
Frequency	Emission Level	Limits	Margin	Comment
(MHz)	(dBm)	(dBm)	(dB)	
1582.36	-52.02	-13	-39.02	Horizontal
3480.00	-52.10	-13	-39.10	Horizontal
6854.69	-52.45	-13	-39.45	Horizontal
1647.14	-53.81	-13	-40.81	Vertical
3480.00	-50.66	-13	-37.66	Vertical
5869.47	-49.87	-13	-36.87	Vertical

RESULT: PASS

Note: Any report not being signed by authorized approver, or having been altered without authorization, or having not been stamped by the "Dedicated Testing/Inspection Stamp" is deemed to be invalid. Copying or excerpting portion of, or altering the content of the report is not permitted without the written authorization of AGC. The test results presented in the report apply only to the tested sample. Any objections to report issued by AGC should be submitted to AGC within 15 days after the issuance of the test report. Further enquiry of validity or verification of the test report should be addressed to AGC by agc@agc-cert.com

1. Margin = Emission Level - Limit
2. Below 30MHz no Spurious found and Above is the worst mode data



10. FREQUENCY STABILITY

10.1 MEASUREMENT METHOD

In order to measure the carrier frequency under the condition of AFC lock, it is necessary to make measurements with the EUT in a "call mode". This is accomplished with the use of R&S CMU200 DIGITAL RADIO COMMUNICATION TESTER.

- 1 Measure the carrier frequency at room temperature.
- 2 Subject the EUT to overnight soak at -10°C .
- 3 With the EUT, powered via nominal voltage, connected to the CMU200 and in a simulated call on channel 661 for PCS 1900 band, channel 190 for GSM 850 band, channel 9400 for UMTS band II and channel 4175 for UMTS band V measure the carrier frequency. These measurements should be made within 2 minutes of Powering up the EUT, to prevent significant self-warming.
- 4 Repeat the above measurements at 10°C increments from -10°C to $+40^{\circ}\text{C}$. Allow at least 1 1/2 hours at each temperature, unpowered, before making measurements.
- 5 Re-measure carrier frequency at room temperature with nominal voltage. Vary supply voltage from minimum voltage to maximum voltage, in 0.1Volt increments re-measuring carrier frequency at each voltage. Pause at nominal voltage for 1 1/2 hours unpowered, to allow any self-heating to stabilize, before continuing.
- 6 Subject the EUT to overnight soak at $+40^{\circ}\text{C}$.
- 7 With the EUT, powered via nominal voltage, connected to the CMU200 and in a simulated call on the centre channel, measure the carrier frequency. These measurements should be made within 2 minutes of Powering up the EUT, to prevent significant self-warming.
- 8 Repeat the above measurements at 10°C increments from $+40^{\circ}\text{C}$ to -10°C . Allow at least 1 1/2 hours at each temperature, unpowered, before making measurements.
- 9 At all temperature levels hold the temperature to $\pm 0.5^{\circ}\text{C}$ during the measurement procedure.

Any report having not been signed by authorized approver, or having been altered without authorization, or having not been stamped by the "Dedicated Testing/Inspection Stamp" is deemed to be invalid. Copying or excerpting portion of, or altering the content of the report is not permitted without the written authorization of AGC. The test results presented in the report apply only to the tested sample. Any objections to report issued by AGC should be submitted to AGC within 15days after the issuance of the test report. Further enquiry of validity or verification of the test report should be addressed to AGC by agc@agc-cert.com.



10.2 PROVISIONS APPLICABLE

10.2.1 FOR HAND CARRIED BATTERY POWERED EQUIPMENT

According to the ANSI/TIA-603-E-2016, the frequency stability of the carrier shall be accurate to within 0.1 ppm of the received frequency from the base station. This accuracy is sufficient to meet Sec. 24.235, Frequency Stability. The frequency stability shall be sufficient to ensure that the fundamental emission stays within the authorized frequency block. As this transceiver is considered "Hand carried, battery powered equipment" Section 2.1055(d)(2) applies. This requires that the lower voltage for frequency stability testing be specified by the manufacturer. This transceiver is specified to operate with an input voltage of between 3.27 VDC and 4.40VDC, with a nominal voltage of 3.85 VDC. Operation above or below these voltage limits is prohibited by transceiver software in order to prevent improper operation as well as to protect components from overstress. These voltages represent a tolerance of -10 % and +12.5 %. For the purposes of measuring frequency stability these voltage limits are to be used.

10.2.2 FOR EQUIPMENT POWERED BY PRIMARY SUPPLY VOLTAGE

According to the ANSI/TIA-603-E-2016, the frequency stability of the carrier shall be accurate to within 0.1 ppm of the received frequency from the base station. This accuracy is sufficient to meet Sec. 24.235, Frequency Stability. The frequency stability shall be sufficient to ensure that the fundamental emission stays within the authorized frequency block. For this EUT section 2.1055(d)(1) applies. This requires varying primary supply voltage from 85 to 115 percent of the nominal value for other than hand carried battery equipment, the normal environment temperature is 20°C.

Any report having not been signed by authorized approver, or having been altered without authorization, or having not been stamped by the "Dedicated Testing/Inspection Stamp" is deemed to be invalid. Copying or excerpting portion of, or altering the content of the report is not permitted without the written authorization of AGC. The test results presented in the report apply only to the tested sample. Any objections to report issued by AGC should be submitted to AGC within 15 days after the issuance of the test report. Further enquiry of validity or verification of the test report should be addressed to AGC by agc@agc-cert.com.

Attestation of Global Compliance(Shenzhen)Co., Ltd
Attestation of Global Compliance(Shenzhen)Std & Tech Co., Ltd
Tel: +86-755 2523 4088 E-mail: agc@agc-cert.com Web: <http://cn.agc-cert.com/>



10.3 MEASUREMENT RESULT

Test Results

Frequency Error vs. Voltage:

Test Band	Test Mode	Test Channel	Test Temp.	Test Volt.(V)	Freq.Error (Hz)	Freq.vs.rated (ppm)	Limit (ppm)	Verdict
GSM850	GSM	LCH	TN	VL	-0.45	-0.000546	±2.5	PASS
			TN	VN	2.39	0.002900	±2.5	PASS
			TN	VH	4.26	0.005169	±2.5	PASS
		MCH	TN	VL	3.23	0.003861	±2.5	PASS
			TN	VN	6.33	0.007566	±2.5	PASS
			TN	VH	2.78	0.003323	±2.5	PASS
		HCH	TN	VL	5.68	0.006692	±2.5	PASS
			TN	VN	2.00	0.002356	±2.5	PASS
			TN	VH	4.13	0.004866	±2.5	PASS

Test Band	Test Mode	Test Channel	Test Temp.	Test Volt.(V)	Freq.Error (Hz)	Freq.vs.rated (ppm)	Limit (ppm)	Verdict
GSM850	EGPRS	LCH	TN	VL	-9.85	-0.011951	±2.5	PASS
			TN	VN	-8.17	-0.009913	±2.5	PASS
			TN	VH	-8.85	-0.010738	±2.5	PASS
		MCH	TN	VL	-6.26	-0.007483	±2.5	PASS
			TN	VN	-6.49	-0.007758	±2.5	PASS
			TN	VH	-5.55	-0.006634	±2.5	PASS
		HCH	TN	VL	-5.81	-0.006845	±2.5	PASS
			TN	VN	-7.88	-0.009284	±2.5	PASS
			TN	VH	-6.65	-0.007835	±2.5	PASS

Any report having not been signed by authorized approver, or having been altered without authorization, or having not been stamped by the "Dedicated Testing/Inspection Stamp" is deemed to be invalid. Copying or excerpting portion of, or altering the content of the report is not permitted without the written authorization of AGC. The test results presented in the report apply only to the tested sample. Any objections to report issued by AGC should be submitted to AGC within 15days after the issuance of the test report. Further enquiry of validity or verification of the test report should be addressed to AGC by agc@agc-cert.com.



Test Band	Test Mode	Test Channel	Test Temp.	Test Volt. (V)	Freq.Error (Hz)	Freq.vs.rated (ppm)	Verdict
PCS1900	GSM	LCH	TN	VL	14.27	0.007713	PASS
			TN	VN	10.20	0.005513	PASS
			TN	VH	14.40	0.007783	PASS
		MCH	TN	VL	14.72	0.007830	PASS
			TN	VN	8.27	0.004399	PASS
			TN	VH	15.43	0.008207	PASS
		HCH	TN	VL	12.53	0.006561	PASS
			TN	VN	12.53	0.006561	PASS
			TN	VH	10.46	0.005477	PASS

Test Band	Test Mode	Test Channel	Test Temp.	Test Volt. (V)	Freq.Error (Hz)	Freq.vs.rated (ppm)	Verdict
GSM1900	EGPRS	LCH	TN	VL	2.52	0.001362	PASS
			TN	VN	5.59	0.003021	PASS
			TN	VH	13.24	0.007156	PASS
		MCH	TN	VL	7.26	0.003862	PASS
			TN	VN	4.07	0.002165	PASS
			TN	VH	6.52	0.003468	PASS
		HCH	TN	VL	4.81	0.002519	PASS
			TN	VN	5.20	0.002723	PASS
			TN	VH	3.33	0.001744	PASS

Note: Based on the results of the frequency stability test at the center channel the frequency deviation results measured are very small. As such it is determined that channels at the band edge would remain in-band when the maximum measured frequency deviation noted during the frequency stability tests is applied. Therefore the device is determined to remain operating in band over the temperature and voltage range as tested.

Any report having not been signed by authorized approver, or having been altered without authorization, or having not been stamped by the "Dedicated Testing/Inspection Stamp" is deemed to be invalid. Copying or excerpting portion of, or altering the content of the report is not permitted without the written authorization of AGC. The test results presented in the report apply only to the tested sample. Any objections to report issued by AGC should be submitted to AGC within 15 days after the issuance of the test report. Further enquiry of validity or verification of the test report should be addressed to AGC by agc@agc-cert.com.



Frequency Error vs. Temperature:

Test Band	Test Mode	Test Channel	Test Volt.	Test Tem. (°C)	Freq.Error (Hz)	Freq.vs.rated (ppm)	Limit (ppm)	Verdict
GSM850	GSM	LCH	VN	-10	2.71	0.003288	±2.5	PASS
			VN	0	4.39	0.005326	±2.5	PASS
			VN	10	6.07	0.007365	±2.5	PASS
			VN	20	-0.13	-0.000158	±2.5	PASS
			VN	30	1.23	0.001492	±2.5	PASS
			VN	40	4.07	0.004938	±2.5	PASS
GSM850	GSM	MCH	VN	-10	0.65	0.000777	±2.5	PASS
			VN	0	1.61	0.001924	±2.5	PASS
			VN	10	2.26	0.002701	±2.5	PASS
			VN	20	6.20	0.007411	±2.5	PASS
			VN	30	4.97	0.005941	±2.5	PASS
			VN	40	2.71	0.003239	±2.5	PASS
GSM850	GSM	HCH	VN	-10	3.29	0.003876	±2.5	PASS
			VN	0	5.36	0.006315	±2.5	PASS
			VN	10	2.65	0.003122	±2.5	PASS
			VN	20	3.62	0.004265	±2.5	PASS
			VN	30	6.01	0.007081	±2.5	PASS
			VN	40	4.65	0.005478	±2.5	PASS

Any report having not been signed by authorized approver, or having been altered without authorization, or having not been stamped by the "Dedicated Testing/Inspection Stamp" is deemed to be invalid. Copying or excerpting portion of, or altering the content of the report is not permitted without the written authorization of AGC. The test results presented in the report apply only to the tested sample. Any objections to report issued by AGC should be submitted to AGC within 15 days after the issuance of the test report. Further enquiry of validity or verification of the test report should be addressed to AGC by agc@agc-cert.com.



Test Band	Test Mode	Test Channel	Test Volt.	Test Tem. (°C)	Freq.Error (Hz)	Freq.vs.rated (ppm)	Limit (ppm)	Verdict
GSM850	EGPRS	LCH	VN	-10	4.07	0.004938	±2.5	PASS
			VN	0	1.74	0.002111	±2.5	PASS
			VN	10	-1.26	-0.001529	±2.5	PASS
			VN	20	-0.52	-0.000631	±2.5	PASS
			VN	30	-2.13	-0.002584	±2.5	PASS
			VN	40	-2.78	-0.003373	±2.5	PASS
GSM850	EGPRS	MCH	VN	-10	-3.91	-0.004674	±2.5	PASS
			VN	0	-4.91	-0.005869	±2.5	PASS
			VN	10	-5.39	-0.006443	±2.5	PASS
			VN	20	-5.29	-0.006323	±2.5	PASS
			VN	30	-4.39	-0.005247	±2.5	PASS
			VN	40	-8.14	-0.009730	±2.5	PASS
GSM850	EGPRS	HCH	VN	-10	-4.26	-0.005019	±2.5	PASS
			VN	0	-7.33	-0.008636	±2.5	PASS
			VN	10	-5.00	-0.005891	±2.5	PASS
			VN	20	-3.42	-0.004029	±2.5	PASS
			VN	30	-5.59	-0.006586	±2.5	PASS
			VN	40	-5.65	-0.006656	±2.5	PASS

Any report having not been signed by authorized approver, or having been altered without authorization, or having not been stamped by the "Dedicated Testing/Inspection Stamp" is deemed to be invalid. Copying or excerpting portion of, or altering the content of the report is not permitted without the written authorization of AGC. The test results presented in the report apply only to the tested sample. Any objections to report issued by AGC should be submitted to AGC within 15 days after the issuance of the test report. Further enquiry of validity or verification of the test report should be addressed to AGC by agc@agc-cert.com.

Attestation of Global Compliance(Shenzhen)Co., Ltd
Attestation of Global Compliance(Shenzhen)Std & Tech Co., Ltd
Tel: +86-755 2523 4088 E-mail: agc@agc-cert.com Web: http://cn.agc-cert.com/



Test Band	Test Mode	Test Channel	Test Volt.	Test Tem. (°C)	Freq.Error (Hz)	Freq.vs.rated (ppm)	Verdict
PCS1900	GSM	LCH	VN	-10	14.98	0.008096	PASS
			VN	0	17.95	0.009702	PASS
			VN	10	11.69	0.006318	PASS
			VN	20	15.76	0.008518	PASS
			VN	30	14.59	0.007886	PASS
			VN	40	14.98	0.008096	PASS
PCS1900	GSM	MCH	VN	-10	11.95	0.006356	PASS
			VN	0	13.24	0.007043	PASS
			VN	10	14.08	0.007489	PASS
			VN	20	14.59	0.007761	PASS
			VN	30	10.27	0.005463	PASS
			VN	40	8.39	0.004463	PASS
PCS1900	GSM	HCH	VN	-10	14.79	0.007744	PASS
			VN	0	16.01	0.008383	PASS
			VN	10	9.81	0.005137	PASS
			VN	20	13.75	0.007200	PASS
			VN	30	12.46	0.006524	PASS
			VN	40	12.79	0.006697	PASS

Any report having not been signed by authorized approver, or having been altered without authorization, or having not been stamped by the "Dedicated Testing/Inspection Stamp" is deemed to be invalid. Copying or excerpting portion of, or altering the content of the report is not permitted without the written authorization of AGC. The test results presented in the report apply only to the tested sample. Any objections to report issued by AGC should be submitted to AGC within 15 days after the issuance of the test report. Further enquiry of validity or verification of the test report should be addressed to AGC by agc@agc-cert.com.



Test Band	Test Mode	Test Channel	Test Volt.	Test Tem. (°C)	Freq.Error (Hz)	Freq.vs.rated (ppm)	Verdict
GSM1900	EGPRS	LCH	VN	-10	30.12	0.016279	PASS
			VN	0	25.09	0.013561	PASS
			VN	10	23.37	0.012631	PASS
			VN	20	22.24	0.012020	PASS
			VN	30	20.11	0.010869	PASS
			VN	40	8.30	0.004486	PASS
GSM1900	EGPRS	MCH	VN	-10	10.65	0.005665	PASS
			VN	0	14.66	0.007798	PASS
			VN	10	9.40	0.005000	PASS
			VN	20	12.46	0.006628	PASS
			VN	30	12.46	0.006628	PASS
			VN	40	13.79	0.007335	PASS
GSM1900	EGPRS	HCH	VN	-10	10.23	0.005357	PASS
			VN	0	8.78	0.004597	PASS
			VN	10	7.91	0.004142	PASS
			VN	20	4.49	0.002351	PASS
			VN	30	3.13	0.001639	PASS
			VN	40	4.88	0.002555	PASS

Note: Based on the results of the frequency stability test at the center channel the frequency deviation results measured are very small. As such it is determined that channels at the band edge would remain in-band when the maximum measured frequency deviation noted during the frequency stability tests is applied. Therefore the device is determined to remain operating in band over the temperature and voltage range as tested.

Any report having not been signed by authorized approver, or having been altered without authorization, or having not been stamped by the "Dedicated Testing/Inspection Stamp" is deemed to be invalid. Copying or excerpting portion of, or altering the content of the report is not permitted without the written authorization of AGC. The test results presented in the report apply only to the tested sample. Any objections to report issued by AGC should be submitted to AGC within 15 days after the issuance of the test report. Further enquiry of validity or verification of the test report should be addressed to AGC by agc@agc-cert.com.

Attestation of Global Compliance(Shenzhen)Co., Ltd
Attestation of Global Compliance(Shenzhen)Std & Tech Co., Ltd
Tel: +86-755 2523 4088 E-mail: agc@agc-cert.com Web: http://cn.agc-cert.com/



Frequency Error vs. Voltage:

Test Band	Test Mode	Test Channel	Test Temp.	Test Volt.(V)	Freq.Error (Hz)	Freq.vs.rated (ppm)	Limit (ppm)	Verdict
WCDMA850	UMTS	LCH	TN	VL	-6.73	-0.01	±2.5	PASS
			TN	VN	-5.77	-0.01	±2.5	PASS
			TN	VH	-10.30	-0.01	±2.5	PASS
		MCH	TN	VL	-12.04	-0.01	±2.5	PASS
			TN	VN	-3.62	0.00	±2.5	PASS
			TN	VH	-5.23	-0.01	±2.5	PASS
		HCH	TN	VL	-2.41	0.00	±2.5	PASS
			TN	VN	-15.24	-0.02	±2.5	PASS
			TN	VH	-6.16	-0.01	±2.5	PASS

Test Band	Test Mode	Test Channel	Test Temp.	Test Volt.(V)	Freq.Error (Hz)	Freq.vs.rated (ppm)	Verdict
WCDMA1700	UMTS	LCH	TN	VL	-16.94	-0.01	PASS
			TN	VN	-19.50	-0.01	PASS
			TN	VH	-23.15	-0.01	PASS
		MCH	TN	VL	-16.57	-0.01	PASS
			TN	VN	-7.55	0.00	PASS
			TN	VH	-13.40	-0.01	PASS
		HCH	TN	VL	-17.59	-0.01	PASS
			TN	VN	-14.25	-0.01	PASS
			TN	VH	-18.45	-0.01	PASS

Note: Based on the results of the frequency stability test at the center channel the frequency deviation results measured are very small. As such it is determined that channels at the band edge would remain in-band when the maximum measured frequency deviation noted during the frequency stability tests is applied. Therefore the device is determined to remain operating in band over the temperature and voltage range as tested.

Any report having not been signed by authorized approver, or having been altered without authorization, or having not been stamped by the "Dedicated Testing/Inspection Stamp" is deemed to be invalid. Copying or excerpting portion of, or altering the content of the report is not permitted without the written authorization of AGC. The test results presented in the report apply only to the tested sample. Any objections to report issued by AGC should be submitted to AGC within 15 days after the issuance of the test report. Further enquiry of validity or verification of the test report should be addressed to AGC by agc@agc-cert.com.



Test Band	Test Mode	Test Channel	Test Temp.	Test Volt.(V)	Freq.Error (Hz)	Freq.vs.rated (ppm)	Verdict
WCDMA1900	UMTS	LCH	TN	VL	-20.68	-0.01	PASS
			TN	VN	-15.23	-0.01	PASS
			TN	VH	-12.25	-0.01	PASS
		MCH	TN	VL	-15.00	-0.01	PASS
			TN	VN	-11.11	-0.01	PASS
			TN	VH	-11.11	-0.01	PASS
		HCH	TN	VL	-24.73	-0.01	PASS
			TN	VN	-12.65	-0.01	PASS
			TN	VH	-22.63	-0.01	PASS

Note: Based on the results of the frequency stability test at the center channel the frequency deviation results measured are very small. As such it is determined that channels at the band edge would remain in-band when the maximum measured frequency deviation noted during the frequency stability tests is applied. Therefore the device is determined to remain operating in band over the temperature and voltage range as tested.

Any report having not been signed by authorized approver, or having been altered without authorization, or having not been stamped by the "Dedicated Testing/Inspection Stamp" is deemed to be invalid. Copying or excerpting portion of, or altering the content of the report is not permitted without the written authorization of AGC. The test results presented in the report apply only to the tested sample. Any objections to report issued by AGC should be submitted to AGC within 15 days after the issuance of the test report. Further enquiry of validity or verification of the test report should be addressed to AGC by agc@agc-cert.com.

Attestation of Global Compliance(Shenzhen)Co., Ltd
Attestation of Global Compliance(Shenzhen)Std & Tech Co., Ltd
Tel: +86-755 2523 4088 E-mail: agc@agc-cert.com Web: http://cn.agc-cert.com/



Frequency Error vs. Temperature:

Test Band	Test Mode	Test Channel	Test Volt.	Test Tem. (°C)	Freq.Error (Hz)	Freq.vs.rated (ppm)	Limit (ppm)	Verdict
WCDMA850	UMTS	LCH	VN	-10	-5.17	-0.01	±2.5	PASS
			VN	0	-11.06	-0.01	±2.5	PASS
			VN	10	-5.92	-0.01	±2.5	PASS
			VN	20	-8.51	-0.01	±2.5	PASS
			VN	30	-13.46	-0.02	±2.5	PASS
			VN	40	-10.31	-0.01	±2.5	PASS
WCDMA850	UMTS	MCH	VN	-10	-7.87	-0.01	±2.5	PASS
			VN	0	-6.82	-0.01	±2.5	PASS
			VN	10	-11.05	-0.01	±2.5	PASS
			VN	20	-18.33	-0.02	±2.5	PASS
			VN	30	-7.55	-0.01	±2.5	PASS
			VN	40	-5.49	-0.01	±2.5	PASS
WCDMA850	UMTS	HCH	VN	-10	-7.32	-0.01	±2.5	PASS
			VN	0	-7.89	-0.01	±2.5	PASS
			VN	10	-10.56	-0.01	±2.5	PASS
			VN	20	13.96	0.02	±2.5	PASS
			VN	30	-8.30	-0.01	±2.5	PASS
			VN	40	-12.73	-0.02	±2.5	PASS

Any report having not been signed by authorized approver, or having been altered without authorization, or having not been stamped by the "Dedicated Testing/Inspection Stamp" is deemed to be invalid. Copying or excerpting portion of, or altering the content of the report is not permitted without the written authorization of AGC. The test results presented in the report apply only to the tested sample. Any objections to report issued by AGC should be submitted to AGC within 15days after the issuance of the test report. Further enquiry of validity or verification of the test report should be addressed to AGC by agc@agc-cert.com.



Test Band	Test Mode	Test Channel	Test Volt.	Test Tem. (°C)	Freq.Error (Hz)	Freq.vs.rated (ppm)	Verdict
WCDMA1700	UMTS	LCH	VN	-10	-21.01	-0.01	PASS
			VN	0	-18.26	-0.01	PASS
			VN	10	-13.67	-0.01	PASS
			VN	20	-16.72	-0.01	PASS
			VN	30	-12.82	-0.01	PASS
			VN	40	-21.35	-0.01	PASS
WCDMA1700	UMTS	MCH	VN	-10	-16.16	-0.01	PASS
			VN	0	-17.67	-0.01	PASS
			VN	10	-17.40	-0.01	PASS
			VN	20	-17.99	-0.01	PASS
			VN	30	-20.83	-0.01	PASS
			VN	40	-16.37	-0.01	PASS
WCDMA1700	UMTS	HCH	VN	-10	-11.14	-0.01	PASS
			VN	0	-12.91	-0.01	PASS
			VN	10	-19.64	-0.01	PASS
			VN	20	-9.81	-0.01	PASS
			VN	30	-11.02	-0.01	PASS
			VN	40	-10.16	-0.01	PASS

Note: Based on the results of the frequency stability test at the center channel the frequency deviation results measured are very small. As such it is determined that channels at the band edge would remain in-band when the maximum measured frequency deviation noted during the frequency stability tests is applied. Therefore the device is determined to remain operating in band over the temperature and voltage range as tested.

Any report having not been signed by authorized approver, or having been altered without authorization, or having not been stamped by the "Dedicated Testing/Inspection Stamp" is deemed to be invalid. Copying or excerpting portion of, or altering the content of the report is not permitted without the written authorization of AGC. The test results presented in the report apply only to the tested sample. Any objections to report issued by AGC should be submitted to AGC within 15 days after the issuance of the test report. Further enquiry of validity or verification of the test report should be addressed to AGC by agc@agc-cert.com.

Attestation of Global Compliance(Shenzhen)Co., Ltd
Attestation of Global Compliance(Shenzhen)Std & Tech Co., Ltd
Tel: +86-755 2523 4088 E-mail: agc@agc-cert.com Web: http://cn.agc-cert.com/



Test Band	Test Mode	Test Channel	Test Volt.	Test Tem. (°C)	Freq.Error (Hz)	Freq.vs.rated (ppm)	Verdict
WCDMA1900	UMTS	LCH	VN	-10	-14.22	-0.01	PASS
			VN	0	-22.29	-0.01	PASS
			VN	10	-11.99	-0.01	PASS
			VN	20	-13.63	-0.01	PASS
			VN	30	-25.44	-0.01	PASS
			VN	40	-15.95	-0.01	PASS
WCDMA1900	UMTS	MCH	VN	-10	-12.54	-0.01	PASS
			VN	0	-16.53	-0.01	PASS
			VN	10	-8.19	0.00	PASS
			VN	20	-21.15	-0.01	PASS
			VN	30	-13.03	-0.01	PASS
			VN	40	-9.93	-0.01	PASS
WCDMA1900	UMTS	HCH	VN	-10	-16.22	-0.01	PASS
			VN	0	-13.32	-0.01	PASS
			VN	10	-18.74	-0.01	PASS
			VN	20	-13.64	-0.01	PASS
			VN	30	-14.98	-0.01	PASS
			VN	40	-10.44	-0.01	PASS


Note: Based on the results of the frequency stability test at the center channel the frequency deviation results measured are very small. As such it is determined that channels at the band edge would remain in-band when the maximum measured frequency deviation noted during the frequency stability tests is applied. Therefore the device is determined to remain operating in band over the temperature and voltage range as tested.

Any report having not been signed by authorized approver, or having been altered without authorization, or having not been stamped by the "Dedicated Testing/Inspection Stamp" is deemed to be invalid. Copying or excerpting portion of, or altering the content of the report is not permitted without the written authorization of AGC. The test results presented in the report apply only to the tested sample. Any objections to report issued by AGC should be submitted to AGC within 15 days after the issuance of the test report. Further enquiry of validity or verification of the test report should be addressed to AGC by agc@agc-cert.com.

Attestation of Global Compliance(Shenzhen)Co., Ltd
Attestation of Global Compliance(Shenzhen)Std & Tech Co., Ltd
Tel: +86-755 2523 4088 E-mail: agc@agc-cert.com Web: http://cn.agc-cert.com/



APPENDIX A: PHOTOGRAPHS OF TEST SETUP RADIATED SPURIOUS EMISSION



RADIATED SPURIOUS ABOVE 1G EMISSION



----END OF REPORT----

Any report having not been signed by authorized approver, or having been altered without authorization, or having not been stamped by the "Dedicated Testing/Inspection Stamp" is deemed to be invalid. Copying or excerpting portion of, or altering the content of the report is not permitted without the written authorization of AGC. The test results presented in the report apply only to the tested sample. Any objections to report issued by AGC should be submitted to AGC within 15 days after the issuance of the test report. Further enquiry of validity or verification of the test report should be addressed to AGC by agc@agc-cert.com.

Attestation of Global Compliance(Shenzhen)Co., Ltd
Attestation of Global Compliance(Shenzhen)Std & Tech Co., Ltd
Tel: +86-755 2523 4088 E-mail: agc@agc-cert.com Web: <http://cn.agc-cert.com/>





Conditions of Issuance of Test Reports

1. All samples and goods are accepted by the Attestation of Global Compliance (Shenzhen) Co., Ltd (the “Company”) solely for testing and reporting in accordance with the following terms and conditions. The company provides its services on the basis that such terms and conditions constitute express agreement between the company and any person, firm or company requesting its services (the “Clients”).
2. Any report issued by Company as a result of this application for testing services (the “Report”) shall be issued in confidence to the Clients and the Report will be strictly treated as such by the Company. It may not be reproduced either in its entirety or in part and it may not be used for advertising or other unauthorized purposes without the written consent of the Company. The Clients to whom the Report is issued may, however, show or send it, or a certified copy thereof prepared by the Company to its customer, supplier or other persons directly concerned. The Company will not, without the consent of the Clients, enter into any discussion or correspondence with any third party concerning the contents of the Report, unless required by the relevant governmental authorities, laws or court orders.
3. The Company shall not be called or be liable to be called to give evidence or testimony on the Report in a court of law without its prior written consent, unless required by the relevant governmental authorities, laws or court orders.
4. The non-CMA report issued by AGC is only permitted to be used by the client as internal reference use and shall not be used for public demonstration purpose.
5. In the event of the improper use of the report as determined by the Company, the Company reserves the right to withdraw it, and to adopt any other additional remedies which may be appropriate.
6. Samples submitted for testing are accepted on the understanding that the Report issued cannot form the basis of, or be the instrument for, any legal action against the Company.
7. The Company will not be liable for or accept responsibility for any loss or damage however arising from the use of information contained in any of its Reports or in any communication whatsoever about its said tests or investigations.
8. Clients wishing to use the Report in court proceedings or arbitration shall inform the Company to that effect prior to submitting the sample for testing.
9. The Company is not responsible for recalling the electronic version of the original report when any revision is made to them. The Client assumes the responsibility to providing the revised version to any interested party who uses them.
10. Subject to the variable length of retention time for test data and report stored hereinto as otherwise specifically required by individual accreditation authorities, the Company will only keep the supporting test data and information of the test report for a period of six years. The data and information will be disposed of after the aforementioned retention period has elapsed. Under no circumstances shall we provide any data and information which has been disposed of after retention period. Under no circumstances shall we be liable for damage of any kind, including (but not limited to) compensatory damages, lost profits, lost data, or any form of special, incidental, indirect, consequential or punitive damages of any kind, whether based on breach of contract of warranty, tort (including negligence), product liability or otherwise, even if we are informed in advance of the possibility of such damages.

Any report having not been signed by authorized approver, or having been altered without authorization, or having not been stamped by the “Dedicated Testing/Inspection Stamp” is deemed to be invalid. Copying or excerpting portion of, or altering the content of the report is not permitted without the written authorization of AGC. The test results presented in the report apply only to the tested sample. Any objections to report issued by AGC should be submitted to AGC within 15 days after the issuance of the test report. Further enquiry of validity or verification of the test report should be addressed to AGC by agc@agc-cert.com.

