











Head position

<p>Cheek device with left head phantom.</p> 	<p>Tilt device with left head phantom</p> 
<p>EUT Setup Configuration 1</p>	<p>EUT Setup Configuration 2</p>
<p>Cheek device with right head phantom.</p> 	<p>Tilt device with right head phantom</p> 
<p>EUT Setup Configuration 3</p>	<p>EUT Setup Configuration 4</p>

Test positions for body:

According to the antenna position, the Body SAR is tested at the following 6 test positions all with the distance =10mm between the EUT and the phantom bottom :

Phantom in body position	Ground in body position
	
EUT Setup Configuration 1	EUT Setup Configuration 2
left Side in body position	right Side in body position
	
EUT Setup Configuration 3	EUT Setup Configuration 4
Top Side in body position	Bottom Side in body position
	
EUT Setup Configuration 5	EUT Setup Configuration 6