

APPENDIX 3: Photographs of test setup

Radiated Emission

Mode 1
(Below 1GHz)




Photo 1



Photo 2

UL Japan, Inc.

Ise EMC Lab.

4383-326 Asama-cho, Ise-shi, Mie-ken 516-0021 JAPAN

Telephone : +81 596 24 8999

Facsimile : +81 596 24 8124

Radiated Emission
Mode 1
(Above 1GHz)



Photo 1




Photo 2

Radiated Emission
Mode 2
(Below 1GHz)



Photo 1




Photo 2

UL Japan, Inc.

Ise EMC Lab.

4383-326 Asama-cho, Ise-shi, Mie-ken 516-0021 JAPAN

Telephone : +81 596 24 8999

Facsimile : +81 596 24 8124

Radiated Emission
Mode 2
(Above 1GHz)




Photo 1



Photo 2

UL Japan, Inc.

Ise EMC Lab.

4383-326 Asama-cho, Ise-shi, Mie-ken 516-0021 JAPAN

Telephone : +81 596 24 8999


Facsimile : +81 596 24 8124

Worst Case Position (Horizontal: X-axis / Vertical: X-axis)


X-axis



Y-axis



Z-axis



End of Report