

APPENDIX 3: Photographs of test setup

Radiated Spurious Emission



Photo 1



Photo 2

UL Japan, Inc.

Ise EMC Lab.


4383-326 Asama-cho, Ise-shi, Mie-ken 516-0021 JAPAN

Telephone : +81 596 24 8999


Facsimile : +81 596 24 8124

Worst Case Position


ECU
Below 30 MHz
X-axis
Above 30 MHz
Horizontal: X-axis / Vertical: X-axis
X-axis



Y-axis




Z-axis




LF Antenna
Below 30 MHz
X-axis
Above 30 MHz
Horizontal: X-axis / Vertical: X-axis
X-axis



Y-axis



Z-axis



Worst Case Position

Immobilizer Antenna

Below 30 MHz

X-axis


Above 30 MHz

Horizontal: X-axis / Vertical: X-axis

X-axis



Y-axis



Z-axis



Worst case position



Without Key (Worst)



With Key

End of Report

UL Japan, Inc.

Ise EMC Lab.

4383-326 Asama-cho, Ise-shi, Mie-ken 516-0021 JAPAN

Telephone : +81 596 24 8999

Facsimile : +81 596 24 8124