


---


**APPENDIX 3: Photographs of test setup**

**Radiated Emission**

Mode 1  
(Below 1 GHz)



**Photo 1**




**Photo 2**

**Radiated Emission**  
Mode 2  
(Below 1 GHz)



**Photo 1**




**Photo 2**

**Radiated Emission**  
Mode 1  
(Above 1 GHz)




**Photo 1**




**Photo 2**



**Radiated Emission**  
Mode 2  
(Above 1 GHz)



**Photo 1**



**Photo 2**

**Worst Case Position**  
(Horizontal: X-axis / Vertical: X-axis)


**RKE**  
**X-axis**




**TPMS**  
**X-axis**




**Y-axis**




**Y-axis**



**Z-axis**



**Z-axis**



**End of Report**