



**APPENDIX 3: Photographs of test setup**

**Radiated Emission**



**Photo 1**



**Photo 2**

---

**UL Japan, Inc.**

**Ise EMC Lab.**


4383-326 Asama-cho, Ise-shi, Mie-ken 516-0021 JAPAN

Telephone : +81 596 24 8999

Facsimile : +81 596 24 8124

**Worst Case Position (EUT: X-axis / Antenna: Y-axis)**

**ECU**  
Below 30 MHz  
X-axis  
Above 30 MHz  
Horizontal: X-axis / Vertical: X-axis  
X-axis



**Y-axis**




**Z-axis**




**ANT**  
Below 30 MHz  
X-axis  
Above 30 MHz  
Horizontal: X-axis / Vertical: X-axis  
X-axis



**Y-axis**




**Z-axis**



**Worst Case Position**



**With key (Worst)**



**Without key**

**End of Report**

---

**UL Japan, Inc.**

**Ise EMC Lab.**

4383-326 Asama-cho, Ise-shi, Mie-ken 516-0021 JAPAN

Telephone : +81 596 24 8999

Facsimile : +81 596 24 8124