



Packed Party
SLEIGH THE TUNES!
BLUETOOTH® SING-ALONG MICROPHONE
PKMC100SN



BUTTON FUNCTIONS

 **+/–**
Press to adjust volume*
Press and hold to turn ON/OFF

 **VOICE**
Press to switch between Elf,
Santa, or auto-tune voice
changing effects

 **SONG**
Press to pause/play songs during playback
Press twice to skip to the next song**
Press and hold to turn on Bluetooth®

*Volume level increases, then decreases
**Microphone's preloaded songs will not
play when in Bluetooth® mode

VOICE EFFECTS



Press the VOICE button to switch
between Elf, Santa or auto-tune effects

BLUETOOTH® CONNECTION



1. Press and hold the SONG button to turn on Bluetooth® mode.
2. Enter the Bluetooth® settings on your Bluetooth® device, and search for "Frosty Mic". Tap to connect.

CHARGING




Use the included micro USB cable
to charge the microphone.

The charging port is located at the front of the
microphone.

AUDIO RECORDING

Using the included micro USB to 3.5mm AUX
cable, connect the microphone to your
mobile device.



On your mobile device, open a song
recording app of your choice and start
recording. Select the song you wish to record
and play it through the microphone. Once
finished, go back to your song recording app
and stop recording.

NOTE: The audio recording function is compatible with
Android™ devices. Apple™ users need to use an Apple™
compatible cable or adapter for recording (sold
separately).

FCC Caution:

This device complies with part 15 of the FCC Rules. Operation is subject to the following two conditions: (1) This device may not cause harmful interference, and (2) this device must accept any interference received, including interference that may cause undesired operation. Any changes or modifications not expressly approved by the party responsible for compliance could void the user's authority to operate the equipment.
Note: This equipment has been tested and found to comply with the limits for a Class B digital device, pursuant to part 15 of the FCC Rules. These limits are designed to provide reasonable protection against harmful interference in a residential installation. This equipment generates, uses and can radiate radio frequency energy and, if not installed and used in accordance with the instructions, may cause harmful interference to radio communications. However, there is no guarantee that interference will not occur in a particular installation. If this equipment does cause harmful interference to radio or television reception, which can be determined by turning the equipment off and on, the user is encouraged to try to correct the interference by one or more of the following measures:

- Reorient or relocate the receiving antenna.
- Increase the separation between the equipment and receiver.
- Connect the equipment into an outlet on a circuit different from that to which the receiver is connected.
- Consult the dealer or an experienced radio/TV technician for help.

The device has been evaluated to meet general RF exposure requirement. The device can be used in portable exposure condition without restriction.

The Bluetooth® trademarks—including the BLUETOOTH word mark, the figure mark (the runic "B" and oval design), and the combination mark (Bluetooth word mark and design)—are owned by the Bluetooth SIG. USB is used to solely describe the compatibility of our technology and in no way is intended to infringe on any intellectual property rights of any respective protected marks.

Packed Party®

FOLLOW THE PARTY
@PACKEDPARTY

LIFE'S A PARTY
WHEN YOU MAKE IT ONE!
WWW.PACKEDPARTY.COM



2231B | FCC ID: 2AVRVPKMC100SN