

80mm

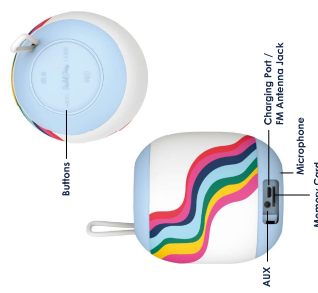
FRONT

100mm

*Packed Party*  
**TURN IT UP!**  
 WIRELESS SPEAKER  
**QUICK START GUIDE**  
 PKBT300



**Overview**




**FM Radio Mode**

Switch to FM radio by pressing the Mode button **M/J**.  
 Press the Pause/Play button **⏮/⏭** to scan radio stations automatically.  
 If you want to search radio stations manually, press the Prev/Next buttons **⏮/⏭**.  
**NOTE:** You may insert the included micro-USB cable when in FM mode to improve radio reception.

**Hands Free Calling**

**⏮** **Previous/Volume-**  
 Press once to decrease volume.  
**M/J** **Mode/Answer Button**  
 Press and hold to answer a call. Press again to hang up.  
**⏭** **Next/Volume+**  
 Press once to increase volume.

**Charging the Speaker**



1. Plug the included micro-USB end of the USB cable into the charging port, and plug the other end of the cable into a wall charger (not included).  
 2. Allow approximately four hours to fully charge the battery. A full charge powers the speaker for over 10 hours of play time based on a 70% volume level.  
 Note: We recommend using a USB wall adapter with a 5V output.

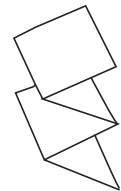
**Resetting the Speaker**

If your speaker is not operating properly, you may reset it. To do so, press and hold the Power button **⏻** for approximately 10 seconds. The speaker powers off, and then powers it on again as usual.

**C:100**  
**M:90**  
**Y:36**  
**K:30**


**C:3**  
**M:81**  
**Y:10**  
**K:0**

**C:0**  
**M:30**  
**Y:84**  
**K:0**




folding size:320\*80mm

**Bluetooth® Setup**

1. Press and hold the Power button **⏻** until you hear the "Bluetooth® Setup" voice prompt.  

 2. Enter the Bluetooth® settings on your Bluetooth® device, and look for "Turn It Up Wireless Speaker". Tap to connect.  
 3. A "Bluetooth® device is connected" prompt will play once connection is successful.

**Pair Two Packed Party Speakers**

Packed Party Wireless Speakers feature **TWS (True Wireless Stereo)** technology, which allows you to play music on two speakers simultaneously, creating a surround sound experience.  

 1. Make sure both Packed Party Wireless Speakers are turned on.  
 2. Press the Power button **⏻** on both speakers to enter "Bluetooth® Setup".  
 3. Connect your Bluetooth® device to one of the Packed Party Wireless Speakers.  
 4. Press and hold the Mode button **M/J** on the connected Wireless Speaker. You will hear a sound prompt while the speakers are pairing.  
 5. The status light will illuminate on both Wireless Speakers, indicating that the two speakers are connected.

**FCC**

This device complies with Part 15 of the FCC Rules. Operation is subject to the following two conditions: (1) this device may not cause harmful interference, and (2) this device must accept any interference received, including interference that may cause undesired operation.  
 Caution: Changes or modifications to this product not expressly approved by the responsible authority could void the user's authority to operate the equipment.  
 This equipment has been tested and found to comply with the limits for a Class B digital device, pursuant to part 15 of the FCC Rules. However, there is no guarantee that interference will not occur in a particular installation. This equipment generates, uses and can radiate radio frequency energy and, if not properly installed or used, may cause interference to radio communications. However, there is no guarantee that interference will not occur in a particular installation. The user is encouraged to try to correct the interference by one or more of the following measures:  
 • Reorient or relocate the receiving antenna.  
 • Increase the separation between the equipment and the receiver.  
 • Plug the equipment into a different wall outlet, on a circuit different from that to which the receiver is connected.  
 • Consult the dealer or an experienced radio/TV technician for help.  
 The device has been evaluated to meet general RF exposure requirements. The device can be used in portable exposure conditions without restriction.



**FOLLOW THE PARTY**  
**@PACKEDPARTY**  
**WWW.PACKEDPARTY.COM**



BACK