

# **Patch Charge Thermometer (Coin) User's Guide**

Thermometer Package Specification	1
Thermometer Function Description	2
Download App, Register account	3
Precautions for use	4-6
Thermometer Product Description	7

# Thermometer Package Specification


## Package



Fevercare



User's Guide book



Patch(10ea)

## SPECIFICATION

Rated voltage : DC 3V

Usage time : 48Hour

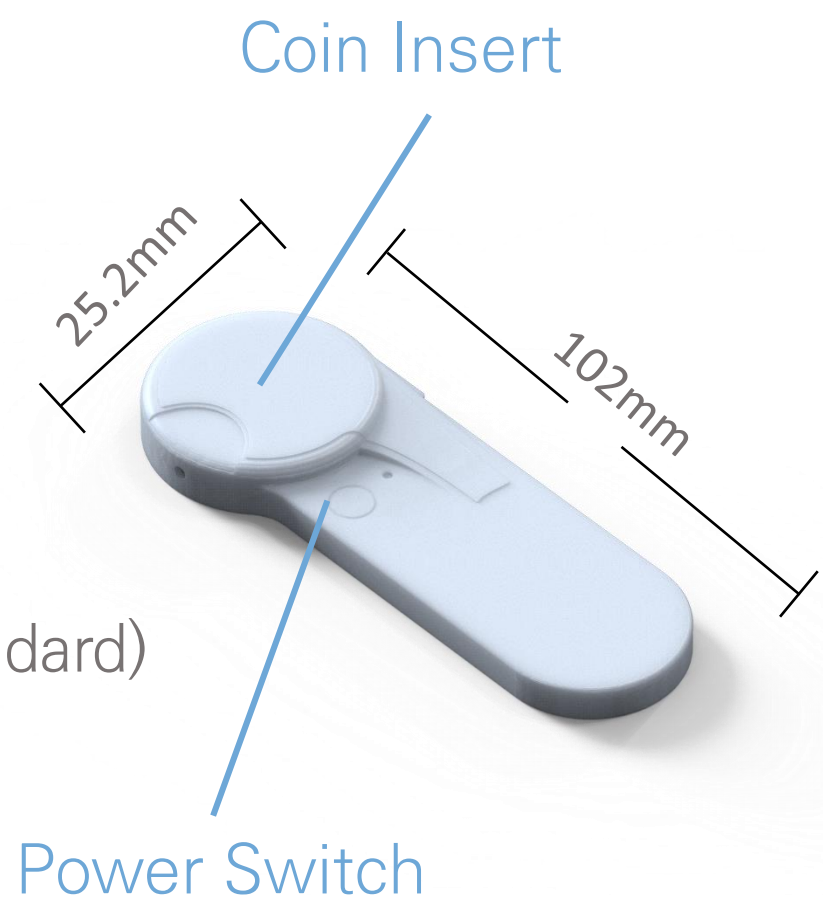
Size : 25.2mm X 102mm X 7.6mm

Weight : 20g

Connect Range : Max 10m

Body temperature setting range (armpit standard)

Age	Temperature
0 ~ 2	34.7 - 37.3°C
3 ~ 10	35.9 - 36.7°C
10 ~ 65	35.2 - 36.9°C
65 ~	35.6 - 36.3°C





## Real time body temperature measurement

You can measure your body temperature in real time through the icons within the app.



## Temperature Monitoring System

You can check the temperature graph by time / day / week according to the age of the user.



## Danger detection and various alarm functions

If the temperature is out of the set range, the alarm will tell you immediately. You can also receive temperature cycles, medications, and patch time alarms.



## Various additional services

The memo function makes it easy to record what you need. In addition, the Find a Hospital feature allows you to quickly find a hospital nearby.



## Family temperature management

Profiles can be registered on a family basis, allowing you to easily manage your temperature.



## Battery rechargeable and safe device

It can be used semi-permanently by charging the battery (up to 72 hours per battery). It is also safe for your skin with a silicone patch that is harmless to humans.

# Download App, Register account

## Download App



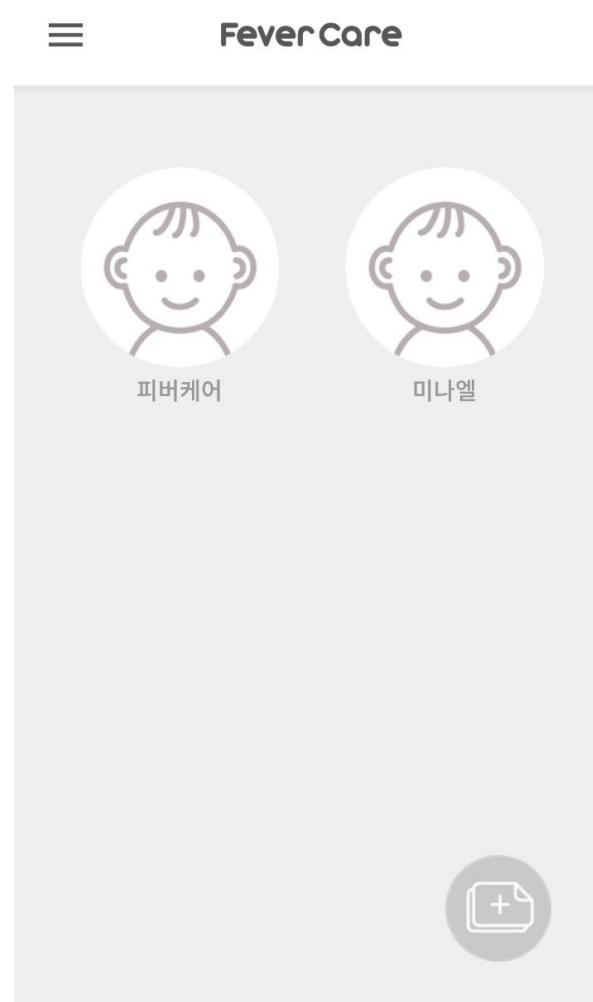
[Google Play Store]  
'FeverCare'  
After searching, please download.



[App Store]  
'FeverCare'  
After searching, please download.

## Account Register

The login/register screen features the FeverCare logo at the top. Below it are two input fields: '이메일' (Email) and '비밀번호' (Password), each with an eye icon for visibility. A '로그인' (Login) button is positioned below the password field. At the bottom, there are links for '이메일 아이디 찾기' (Find email ID) and '비밀번호 재설정' (Reset password), a '회원가입' (Sign up) button, and three social media login options: KakaoTalk, Facebook, and Email.



The profile edit screen is titled '프로필 수정' (Edit Profile). It shows a child's profile picture and the following information: '이름 / 나이' (Name / Age) as '피버케어 / 2', '성별' (Gender) as 'M / W', '몸무게' (Weight) as '12.5 kg', and '신장' (Height) as '80 cm'. There is a '체온 알림 설정' (Set temperature alert) option with a slider set to 34.7, with a maximum of 37.3.

# Precautions for use

Please read this manual thoroughly from beginning to end before using the thermometer.

In addition, these instructions are intended to help you understand the use of the product and are not a substitute for the advice or advice of any medical professional or physician. Please do not use the contents of the manual or thermometer to treat or diagnose any disease or medical problem. Please consult with a medical professional or doctor immediately if a medical problem occurs or is suspected.

**※ Caution: If any abnormality is found, immediately stop the operation, remove the device from the human body, and then contact the manufacturer. We do not compensate for safety accidents caused by careless use. Please read the following carefully.**

1. Please read this manual carefully before using this product.
2. Be careful not to swallow the device or put it in your mouth.
3. Excessive prolonged patches can irritate the skin.
4. The function may not work properly due to incorrect attachment of the device or malfunction of the smartphone. Make sure the device is attached and the status of the smartphone is correct.
5. If you use other apps besides the thermometer app, the thermometer app may not work.
6. The thermometer app may not work properly depending on the type of smartphone and OS version. Check the compatible device.
7. This thermometer is available for all ages. However, if you have a high fever, please use it according to doctor's instructions.
8. Please be careful not to let anyone other than you touch the device.
9. Please contact the manufacturer in the following situations.
  - In case of abnormal reactions on the skin (urtices, allergies, etc.)
  - If an error occurs in the overall device
  - Significant changes in body temperature when used in conjunction with other medical devices
10. Only use the rated battery specified and check the polarity of the battery.

## Precautions for use

11. Please be careful not to damage the thermometer.
12. Be careful not to let liquid or foreign objects return to the main body.
13. If the device detects heat, make sure to remove it from the human body.
14. This smart thermometer must be used in conjunction with a smartphone, the location and location of the smartphone Operation may not be smooth depending on the power condition. Note the following points Please.
  - For the continuous measurement of body temperature, use a spare battery or adapter to Maintain original supply
  - Since the normal temperature measurement range is within 15m from the thermometer, Be careful not to deviate abnormally
  - When used in two connected rooms, the distance used can be significantly reduced. To be used in one independent space
15. This smart thermometer can be used for all ages, but please note the following points when using infants and young children.
  - When infants enter the room from the outside or move the thermometer to a place with different temperature environment, measure after 30 minutes or more.
  - The sensor part on the back of the product is very sensitive area, so keep it clean and intact for accurate measurement.
  - In case of severe temperature struggling in infants, measure the temperature after calming down because the distance between the skin and the sensor may not be maintained.
  - Don't let infants suck or touch the thermometer and battery parts with their mouth or wet hands.

# FCC Precautions

## 1) FCC Compliance Statement

This device complies with part 15 of the FCC rules. Operation is subject to the following two conditions: (1) This device may not cause harmful interference, and (2) this device must accept any interference received, including interference that may cause undesired operation.

## 2) FCC Interference Statement

This equipment has been tested and found to comply with the limits for a Class B digital device, pursuant to part 15 of the FCC Rules. These limits are designed to provide reasonable protection against harmful interference in a residential installation. This equipment generates, uses and can radiate radio frequency energy and, if not installed and used in accordance with the instructions, may cause harmful interference to radio communications. However, there is no guarantee that interference will not occur in a particular installation. If this equipment does cause harmful interference to radio or television reception, which can be determined by turning the equipment off and on, the user is encouraged to correct the interference by one of the following measures:

Reorient or relocate the receiving antenna.

Increase the separation between the equipment and receiver.

Connect the equipment into an outlet on a circuit different from which the receiver is connected.

Consult the dealer or an experienced radio/TV technician for help.

## 3) FCC Caution

Any changes or modifications not expressly approved by the party responsible for compliance could void the user's authority to operate this equipment. This transmitter must not be co-located or operating in conjunction with any other antenna or transmitter.



- Model Name: els- FC-2
- Product Name: Thermometer
- Manufacturer: elssen Inc. / Made in Korea
- Product Name: IoT Smart Patch Thermometer
- Customer Center: 070-7793-2020