

---

## Test Setup Photo of Radiated Measurement

---


**EUT Position: X-axis**



**EUT Position: Y-axis**




**EUT Position: Z-axis**




## Test Setup Photo of Radiated Measurement (below 1GHz)

---



## Test Setup Photo of Radiated Measurement (Above 1GHz)

---



**Test Setup Photo of Radiated Measurement (Above 1GHz)**

---

