

4.3 After completing all the above settings, the tablet will always run Wawa system. If the user does not exit to Android OS.

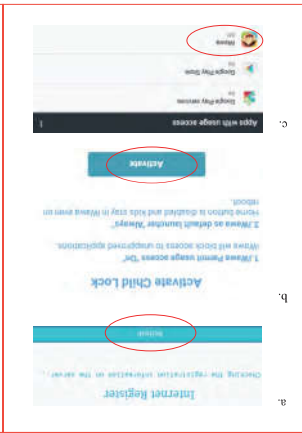
UJoyFeel

7 inch Kids tablet KIDS706

Thank you for your recent purchase of our UJoyFeel product. We hope you will be pleased with both the product and service you received. If not, please give our helpful customer service team an opportunity to improve your experience right away, our team members are more than happy to help.

Our email: service@ujoyfeel.com

User Manual



1. Description of product

The diagram shows the physical features of the tablet: camera at the top, power key, headphone jack, usb port, volume keys, display, and silicone protector at the bottom.

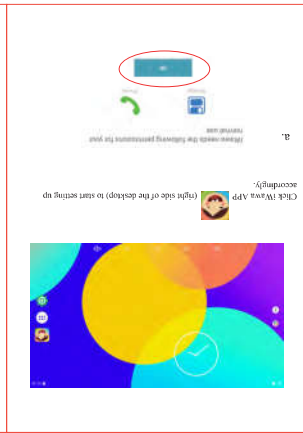


2. Parental Control Settings

Press the Power button for 2-3 seconds to turn on the tablet, then you will enter into below interface.

2.1 Enter into Parental Control
The kids educational application named Wawa. Please set up kids educational applications as following:

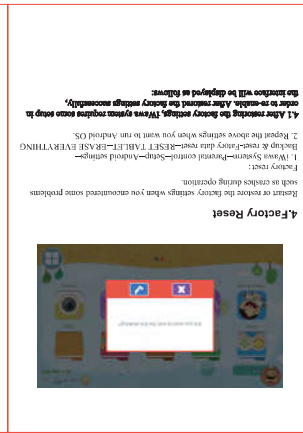
Click you will see this:



After you input the correct result, please click to start setting. (You need to calculate the formula again when you every time enter into the parental control interface. You can also set up a password, then enter the password directly. Please remember your password after set up the password.)

2.2 Brief Introduction of Parental Applications:

	Kids Store More special Kids educational applications for free usage.
	Applications Setting on downloaded applications (Notification, Running, Uninstalling, etc)
	Website Restricted/Unlimited/Prohibited/Add website
	Media Center Select whether to show Kids Photos & Public Photos, Kids Music & Public Music, Kids Pictures & Public Pictures, Kids Movies & Public Movies in this OS.
	White list White listed packages/apps are not shown on Kids Home Screen.
	Account Create/delete parent account password. Add/Exit children account.
	Time Limit Which mode? Restricted/Unlimited/Prohibited/Single-day/More From Sunday to Saturday/Restricted/Unlimited/Prohibited.
	Statistics Statistics of each applications in a specified time: Last day/week/month/quarter/semester/six months/year/all time), and each app's occupied running Percent/Time/Cost.
	Sleep Block Settings, Language/WiFi/Disable status Bar Drop-down/Storage: path/Android settings/Feedback/App Update.



4. Factory Reset

Restart or restores the factory settings when you encountered some problems. Factory reset:

1. Wawa System—>Parental control—>Factory reset
2. Repeat the above settings when you want to run Android OS.

Factory reset will be displayed as follows:

4.1 After restoring the factory settings, Wawa system requires users enter in order to re-enable. After restored the factory settings successfully.

4.2 After restoring the factory settings, Wawa system requires users enter in order to re-enable. After restored the factory settings successfully.

3. Introduction of Kids Applications

3.1 Enter into Kids Applications Interface

After finished Parental Control settings, click enter into interface as below.

This OS contains a lot of applications such as Games, Learning, Story, Art, Browser, Camera, Gallery, Video, Music, Calculator, Draw, Theme, and you are able to download more applications in Kids Store.

Click (upper left corner) to exit the kid desktop.

FCC Statement

This device complies with part 15 of the FCC rules. Operation is subject to the following two conditions: (1) this device may not cause harmful interference, and (2) this device must accept any interference received, including interference that may cause undesired operation.

Caution: Changes or modifications not expressly approved by the party responsible for compliance could void the user's authority to operate the equipment.

NOTE: This equipment has been tested and found to comply with the limits for a Class B digital device, pursuant to part 15 of the FCC Rules. These limits are designed to provide reasonable protection against harmful interference in a residential installation. This equipment generates uses and can radiate radio frequency energy and, if not installed and used in accordance with the instructions, may cause harmful interference to radio communications. However, there is no guarantee that interference will not occur in a particular installation. If this equipment does cause harmful interference to radio or television reception, which can be determined by turning the equipment off and on, the user is encouraged to try to correct the interference by one or more of the following measures:

- Reorient or relocate the receiving antenna.
- Increase the separation between the equipment and receiver.
- Connect the equipment into an outlet on a circuit different from that to which the receiver is connected.
- Consult the dealer or an experienced radio/TV technician for help important announcement

Specific Absorption Rate (SAR) certification information

Your device conforms to U.S. Federal Communications Commission (FCC) standards that limit human exposure to radio frequency (RF) energy emitted by radio and telecommunications equipment. These standards prevent the sale of mobile devices that exceed a maximum exposure level (known as the Specific Absorption Rate, or SAR) of **0.40W/kg**. SAR information on this and other model devices can be accessed online on the FCC's website through transition.fcc.gov/oet/rfsafety/sar.html.

In normal use, the actual SAR is likely to be much lower, as the device has been designed to emit only the RF energy necessary to transmit a signal to the nearest base station. By automatically emitting lower levels when possible, your device reduces your overall exposure to RF energy.

The FCC has granted an Equipment Authorization for this model device based on the compliance of all reported SAR levels with the FCC RF exposure guidelines. This device has a **FCC ID: 2AVJH- KIDS706** and the specific SAR levels for this device can be found at the following FCC website : www.fcc.gov/oet/ea/.

To maintain compliance with FCC RF exposure requirements, use accessories that maintain a **0mm** separation distance between the user's body and the back of the handset. The use of belt clips, holsters and similar accessories should not contain metallic components in its assembly. The use of accessories that do not satisfy these requirements may not comply with FCC RF exposure requirements, and should be avoided.