

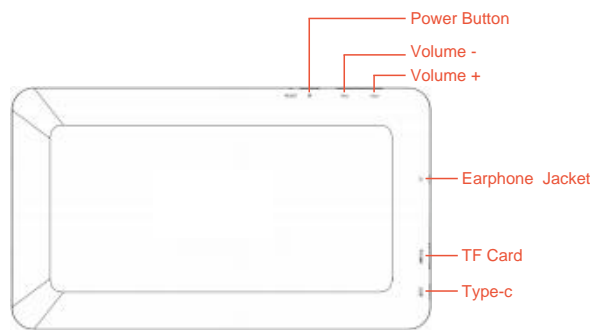
TOPELOTEK

Thank you for your recent purchase of our TOPELOTEK product. We hope you will be pleased with both the product and service you received. If not, please give our helpful customer service team an opportunity to improve your experience right away; our team members are more than happy to help.

Our email: service@topelotek.com


User Manual

1. Description of product



2. Parental Control Settings

Press the Power button for 2-3 seconds to turn on the tablet, then you will enter into below interface.




2.1 Enter into Parental Control










The kids educational application named iWawa. Please set up kids educational applications as following:


Click  , you will see this:



After you input the correct result, please click  to start setting. (You need to calculate the formula again when you every time enter into the parental control interface . You can also set up a password, then enter the password directly. Please remember your password after set up the password.)


2.2 Brief Introduction of Parental Applications:


	Kids Store More optional kids educational applications for free usage.
	Applications Setting on downloaded applications (Notification, Running, Uninstalling, etc)
	Websites Restricted/Unlimited/Prohibited/Add website
	Media Content Select whether to show Kids Photos & Public Photos, Kids Music & Public Music, Kid Pictures & Public Pictures, Kids Movies & Public Movies in this OS.
	White list White listed packages(apps) are not shown on Kids Home Screen.
	Account Create/delete parent account password. Add/Edit children account.
	Time Limit Whole week: Restricted/Unlimited/Prohibited. Single day(7days From Sunday to Saturday): Restricted/Unlimited/Prohibited.
	Statistics Statistics of used applications in a specified time(Last day/week/month/three months/six months/year/all time) , and each app's occupied/running Percent/Time/Count.
	Setup Basic Settings. Language/Wi-Fi/Disable status Bar Drop down/Storage path/Android settings/Feedback/App Update.



3. Introduction of Kids Applications

3.1 Enter Into Kids Applications Interface

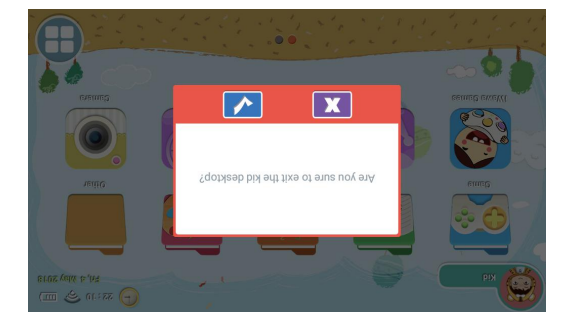
After finished Parental Control settings, click  enter into interface as below:





This OS contains a lot of applications such as Games, Learning, Story, Art, Browser, Camera, Gallery, Video, Music, Calculator, Draw, Theme, and you are able to download more applications in Kids Store.


Click (upper left corner)  to exit the kid desktop.


4. Factory Reset
Restart or restore the factory settings when you encountered some problems such as crashes during operation.
Factory reset:
1. Wawa System--Parental control--Setup--Android settings--Backup & reset--Factory data reset--RESET TABLET--ERASE EVERYTHING
2. Repeat the above settings when you want to run Android OS.
4.1 After restoring the factory settings, iWawa system requires some setup in order to re-enable. After restored the factory settings successfully, the interface will be displayed as follows:




a. 

b. 

c. 


d. 

Click iWawa APP  (right side of the desktop) to start setting up

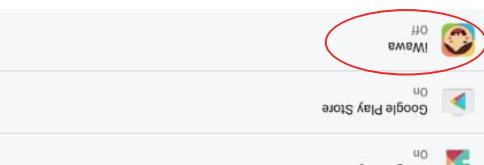
a. 

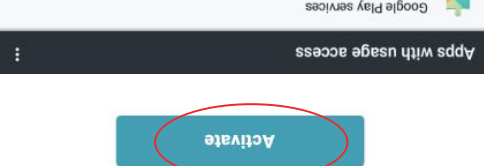
b. 


c. 


d. 


4.2 Exit to desktop after finished WI-FI Settings, and click iWawa  to go on your settings.

a. 


b. 

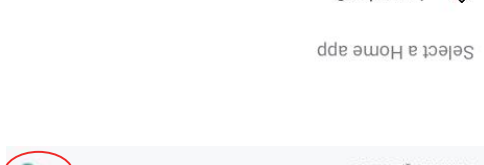
c. 


d. 


1. Wawa Permit usage access "On"
iWawa will block access to unapproved applications.
2. Wawa as default launcher "Always"
Home button is disabled and kids stay in Wawa even on reboot.
3. 


4.3 After completing all the above settings, the tablet will always run iWawa system if the user does not exit to Android OS.

a. 

b. 

c. 

d. 

e. 

FCC STATEMENT :

This device complies with Part 15 of the FCC Rules. Operation is subject to the following two conditions:

- (1) This device may not cause harmful interference, and
- (2) This device must accept any interference received, including interference that may cause undesired operation.

Warning: Changes or modifications not expressly approved by the party responsible for compliance could void the user's authority to operate the equipment.

NOTE: This equipment has been tested and found to comply with the limits for a Class B digital device, pursuant to Part 15 of the FCC Rules. These limits are designed to provide reasonable protection against harmful interference in a residential installation. This equipment generates uses and can radiate radio frequency energy and, if not installed and used in accordance with the instructions, may cause harmful interference to radio communications. However, there is no guarantee that interference will not occur in a particular installation. If this equipment does cause harmful interference to radio or television reception, which can be determined by turning the equipment off and on, the user is encouraged to try to correct the interference by one or more of the following measures:

- Reorient or relocate the receiving antenna.
- Increase the separation between the equipment and receiver.
- Connect the equipment into an outlet on a circuit different from that to which the receiver is connected.
- Consult the dealer or an experienced radio/TV technician for help.

RF warning statement:

The device has been evaluated to meet general RF exposure requirement. The device can be used in portable exposure condition without restriction.

SAR Information Statement

The product is designed and manufactured not to exceed the emission limits for exposure to radiofrequency (RF) energy set by the Federal Communications Commission of the U.S. Government. These limits are part of comprehensive guidelines and establish permitted levels of RF energy for the general population. The guidelines are based on standards that were developed by independent scientific organizations through periodic and thorough evaluation of scientific studies. The standards include a substantial safety margin designed to assure the safety of all persons, regardless of age and health. The exposure standard for wireless mobile phones employs a unit of measurement known as the Specific Absorption Rate, or SAR. The SAR limit set by the FCC is 1.6 W/kg. Tests for SAR are conducted with the product transmitting at its highest certified power level in all tested frequency bands. Although the SAR is determined at the highest certified power level, the actual SAR level of the product while operating can be well below the maximum value. This is because the product is designed to operate at multiple power levels so as to use only the power required to reach the network. In general, the closer you are to a wireless base station antenna, the lower the power output. Before a product model is available for sale to the public, it must be tested and certified to the FCC that it does not exceed the limit established by the government adopted requirement for safe exposure. The tests are performed in positions and locations (e.g., at the ear and worn on the body) as required by the FCC for each model. The highest SAR value for this model product when tested for use worn on the body, as described in this user guide, use at the body is 0.147W/kg .

(Body-worn measurements differ among phone models, depending upon available accessories and FCC requirements). While there may be differences between the SAR levels of various product and at various positions, they all meet the government requirement for safe exposure. The FCC has granted an Equipment Authorization for this model product with all reported SAR levels evaluated as in compliance with the FCC RF exposure guidelines. SAR information on this model product is on file with the FCC and can be found under the Display Grant section of <http://www.fcc.gov/oet/fccid> after searching on.

FCC ID: 2AVJH-KIDS08 Additional information on Specific Absorption Rates (SAR) can be found on the Cellular Telecommunications Industry Association (CTIA) web-site at <http://www.wow-com.com>. * In the United States and Canada, the SAR limit is 1.6 watts/kg (W/kg) averaged over one gram of tissue. The standard incorporates a substantial margin of safety to give additional protection for the public and to account for any variations in measurements.

Body-worn Operation

This device was tested for typical body-worn operations. To comply with RF exposure requirements, a minimum separation distance of 0mm is used between the user's body and the handset, including the antenna. Third-party belt-clips, holsters, and similar accessories used by this device should not contain any metallic components. Body-worn accessories that do not meet these requirements may not comply with RF exposure requirements and should be avoided. Use only the supplied or an approved antenna.