


FEATURES


10 POWERFUL
VIBRATING FUNCTIONS
AT EACH END



2 INDEPENDENTLY
CONTROLLED MOTORS


USB
RECHARGEABLE


FIRM, FLEXIBLE
SILICONE


WARM TO BODY
TEMPERATURE


PHTHALATE-FREE,
BODY SAFE


HYPOALLERGENIC,
NONPOROUS,
AND ODORLESS


PERFECT
ERGONOMIC SIZE


WIRELESS REMOTE



To Charge:

Plug charger into a USB power source and touch the magnetic charging end to the charging connections at the base of the Dual-Flex Vibrator.

As your device charges, you will see a flashing LED light.


You will know it's finished charging when the LED light remains steady and no longer flashes.

CHARGING TIME: 3 HOURS
USAGE TIME: 1 HOUR



Connect the USB end into your preferred power source.

Connect Charger Here








FCC ID: 2AVJ9-I-MX-2406-50
**DUAL-FLEX SILICONE VIBRATOR
WITH WIRELESS REMOTE**






About This Product

Kink by Doc Johnson's Silicone Vibrator with Wireless Remote is a versatile product crafted in premium silicone with 10 powerful functions and designed to conveniently recharge with the included USB cable. The vibrator is flexible and can be used in a variety of ways to suit each user.

**To Turn Vibrations On:
On the Vibrator:**

1. Hold  3 seconds until the LED light shows.
2. Press  or  to start vibrations on each side.
3. Continue to press  or  to independently change vibration patterns for that side.




With the Wireless Remote:

4. After completing step 1, press  for 3 seconds until the LED display lights up.
5. Press  or  to start vibrations on the corresponding side.
6. Continue to press  or  to change vibration patterns.


**To Turn Vibrations Off:
On the Vibrator:**

Hold down  or  to turn off individual side's vibrations.

**To Turn Vibrations Off:
On Wireless Remote:**

1. Hold down  or  for 3 seconds to turn off one side's vibrations.
2. Hold  for 3 seconds to turn both sides off.

To Turn Toy Completely Off::

1. Hold  for 3 seconds until the LED display turns off. *To avoid draining the battery charge, you must turn off both the remote and the toy.*

Care and Usage:

Spray your Kink by Doc Johnson Silicone Vibrator with Wireless Remote with Doc Johnson Toy Cleaner or wash with mild soap and warm water. Allow to air-dry completely before storing separately from other toys in a cool, dry place. Use with water-based lubricant/glide. Doc Johnson Toy Cleaner sold separately.

Safe, sane, and consensual (SSC) is one of the values surrounding ethically acceptable behavior in BDSM, kink, and alternative sexuality communities. Safe means that the risk of activities should be understood by all participants, taking all precautions to prevent accidents or injury. Sane is to undertake activities in a sensible and sane state of mind, understanding the difference between fantasy and reality. Consensual means that all parties have freely and fully consented to the activity and were in a sound state of mind.

WARNING FOR VIBRATING PRODUCTS: To avoid injury or aggravation of pre-existing conditions, this product should not be used on swollen or inflamed areas or skin lacerations. No medical claims are warranted or implied by the use of this product.

Designed by Doc Johnson® in Los Angeles, California. Copyright © 2019 Doc Johnson Enterprises. All Rights Reserved.

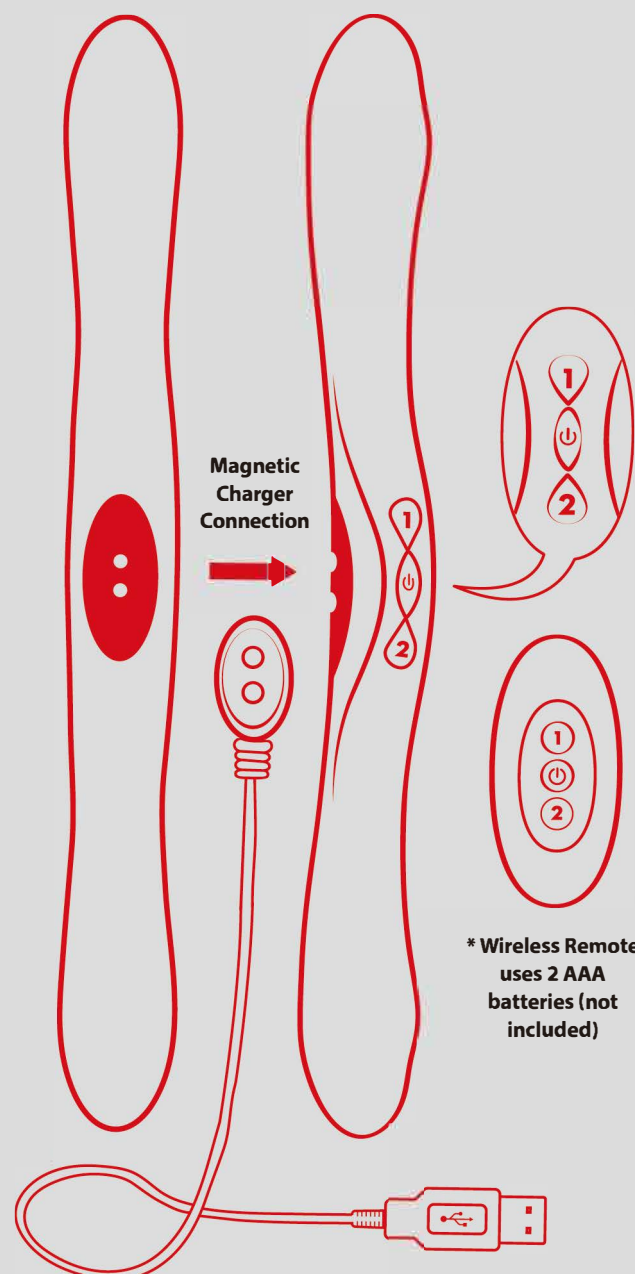
FOR WARRANTY INFORMATION AND PRODUCT REGISTRATION, PLEASE VISIT US ONLINE AT DOCJOHNSON.COM



**Socialize
with the Doc**
www.docjohnson.com/social-media



INS-2406-50



* Wireless Remote uses 2 AAA batteries (not included)

DOCJOHNSON	Die #: Tri-Fold	Date: 09-12-19	Artist: RM
	Item #: INS-2406-50	Substrate: Paper	
	COATING: Gloss (Overall)		
	INKS: CMYK		
TREATMENTS:			
* PLEASE REFER TO LAYERS IN THE FILES FOR TREATMENTS *			

FCC Statement

This equipment has been tested and found to comply with the limits for a Class B digital device, pursuant to Part 15 of the FCC Rules. These limits are designed to provide reasonable protection against harmful interference in a residential installation. This equipment generates uses and can radiate radio frequency energy and, if not installed and used in accordance with the instructions, may cause harmful interference to radio communications. However, there is no guarantee that interference will not occur in a particular installation. If this equipment does cause harmful interference to radio or television reception, which can be determined by turning the equipment off and on, the user is encouraged to try to correct the interference by one or more of the following measures:

- Reorient or relocate the receiving antenna.
- Increase the separation between the equipment and receiver.
- Connect the equipment into an outlet on a circuit different from that to which the receiver is connected.
- Consult the dealer or an experienced radio/TV technician for help.

This device complies with part 15 of the FCC Rules. Operation is subject to the following two conditions:

(1) This device may not cause harmful interference, and (2) this device must accept any interference received, including interference that may cause undesired operation.

Changes or modifications not expressly approved by the party responsible for compliance could void the user's authority to operate the equipment.