
 <small>A Phoenix Mecano Company</small>	Issue Department: Bedding Division	Date:	2024-9-12
	System Instruction	Author:	
Instruction of RF6709		Edition:	1.1
		Page 1 of 4	

Instruction of RF6709



Figure 1 button of remote

 <small>A Phoenix Mecano Company</small>	Issue Department: Bedding Division	Date:	2024-9-12
	System Instruction	Author:	
	Instruction of RF6709		
		Edition:	1.1
		Page 2 of 4	

Item

1.1 Head up 1

Press and hold HEAD UP button of remote, head actuator moves out, stop when released;

1.2 Head down 2

Press and hold HEAD DOWN button of remote, head actuator moves in, stop when released;

1.3 Foot up 3

Press and hold FOOT UP button of remote, foot actuator moves out, stop when released;

1.4 foot down 4


Press and hold FOOT DOWN button of remote, foot actuator moves in , stop when released;
When moving to flat position, lumbar actuator and tilt actuator move first, after 500ms, head and foot actuators start moving;

1.5 ZEROG 5

Click zeroG button, then actuator will move to zeroG position, during the movement, click any button to stop it;

1.6 Light 6

Click light button, open the light(WHITE LED) on the remote.

 <small>A Phoenix Mecano Company</small>	Issue Department: Bedding Division	Date:	2024-9-12
	System Instruction	Author:	
Instruction of RF6709		Edition:	1.1
		Page 3 of 4	

1.7 Flat 9

Click FLAT button, the bed goes flat, stop when click any button during the process of going flat;

1.8 Memory location 7 8

Click memory location to set the bed to the setted location.

FCC:

This device complies with part 15 of the FCC Rules. Operation is subject to the following two conditions: (1) This device may not cause harmful interference, and (2) this device must accept any interference received, including interference that may cause undesired operation.


This equipment has been tested and found to comply with the limits for a Class B digital device, pursuant to part 15 of the FCC Rules. These limits are designed to provide reasonable protection against harmful interference in a residential installation. This

Equipment generates,uses and can radiate radio frequency energy and,if not installed and used in accordance with the instructions,may cause harmful interference to radio communications.However,there is no guarantee that interference will not occur in a Particular installation.If these quipment does cause harmful interference to radio or television reception, which can be determined by turning the equipment off and on, the user is encouraged to try to correct the interference by one or more of the following measures:

- Reorient or relocate the receiving antenna.
- Increase the separation between the equipment and receiver.
- Connect the equipment into an outlet on a circuit different from that to which the receiver is connected.
- Consult the dealer or an experienced radio/TV technician for help.

Caution: Any changes or modifications not expressly approved by the party responsible for compliance could void the user's authority to operate the equipment.

This equipment complies with FCC radiation exposure limits set forth for an uncontrolled environment. This transmitter must not be co-located or operating in conjunction with any other antenna or transmitter.

 <small>A Phoenix Mecano Company</small>	Issue Department: Bedding Division	Date:	2024-9-12
	System Instruction	Author:	
	Instruction of RF6709		
			Page 4 of 4

IC RSS warning

This device complies with Industry Canada licence-exempt RSS standard (s). Operation is subject to the following two conditions: (1) this device may not cause interference, and (2) this device must accept any interference, including interference that may cause undesired operation of the device.

ISED RSS Warning:

This device complies with Innovation, Science and Economic Development Canada licence exempt RSS standard(s). Operation is subject to the following two conditions: (1) this device may not cause interference, and (2) this device must accept any interference, including interference that may cause undesired operation of the device.

Le présent appareil est conforme aux CNR d'ISED applicables aux appareils radioexempts de licence.

L'exploitation est autorisée aux deux conditions suivantes:

- (1) l'appareil ne doit pas produire de brouillage, et
- (2) l'utilisateur de l'appareil doit accepter tout brouillage radioélectrique subi, même si le brouillage est susceptible d'en compromettre le fonctionnement.