



Scope

DOT and the relevant manufacturing plants

## 1 Purpose

This test instruction describes the incoming goods inspection of the USB to Wireless Antenna adapter.

## 2 Terms and abbreviations

- none -

## 3 Competence

Initiator of creation: [11.10.2023]  
Creator of the instruction: [Zannoni Luca]

Initiator of modification: [- / - / -]  
Creator of the modified instruction: [- / - / -]

## 4 Change information

Index	Date	Changing	Workflow	Name
01	11.10.2023	• First Release		Zannoni

## 5 Procedure/method description

- see the following pages -

## 6 Applicable documents

- none -

## 7 Documentation

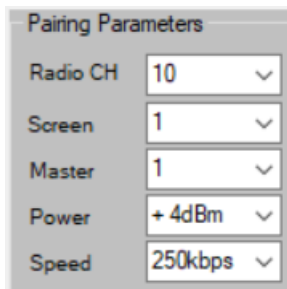
All pictures shown are for illustration purpose only. Actual product may vary.



## 1. Required testing equipment

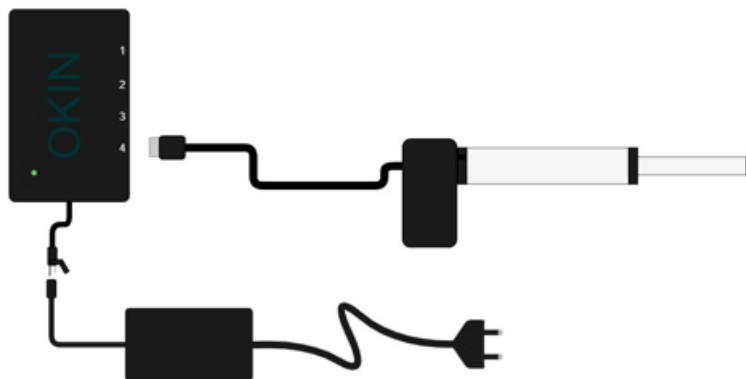
- Antenna USB to Wireless Adapter
- Control Box (CB 19.20.01)

**IMPORTANT NOTE:** The control box must be already paired with the following radio frequency settings.



- Power Supply (JLDP.10.079.101)
- Actuator (JLDQ.20.495.344K01)

## 2. Preparation / Connecting



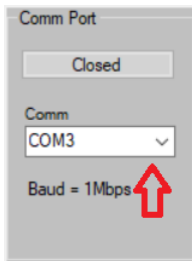


### 3. Testing

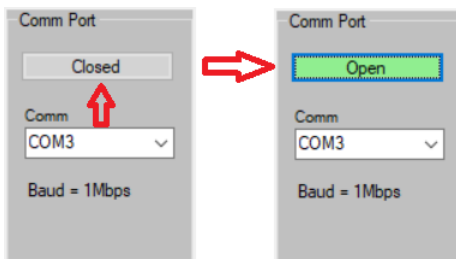
- Connect the antenna to an USB port



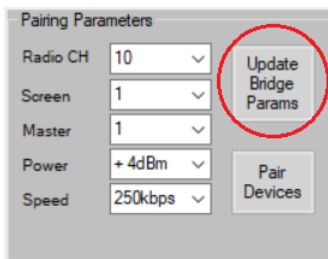
- Open OTA Service Tester software
- Select COM number from “Comm” panel



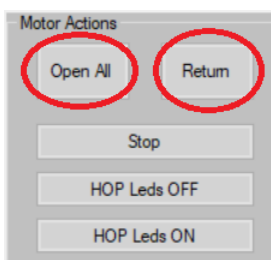
- Click “Closed” from Comm Port panel (“Closed” switches to “Open”)



- Click “Update Bridge Params” from the Pairing Parameters panel



- Click “Open All” from the Motor Action panel (Motor should open)
- Click “Return” from the Motor Action panel (Motor should close)



FCC Warning:

This equipment has been tested and found to comply with the limits for a Class B digital device, pursuant to part 15 of the FCC Rules. These limits are designed to provide reasonable protection against harmful interference in a residential installation. This equipment generates, uses and can radiate radio frequency energy and, if not installed and used in accordance with the instructions, may cause harmful interference to radio communications. However, there is no guarantee that interference will not occur in a particular installation. If this equipment does cause harmful interference to radio or television reception, which can be determined by turning the equipment off and on, the user is encouraged to try to correct the interference by one or more of the following measures:

- Reorient or relocate the receiving antenna.
- Increase the separation between the equipment and receiver.
- Connect the equipment into an outlet on a circuit different from that to which the receiver is connected.
- Consult the dealer or an experienced radio/TV technician for help.

Caution: Any changes or modifications to this device not explicitly approved by manufacturer could void your authority to operate this equipment.

This device complies with part 15 of the FCC Rules. Operation is subject to the following two conditions:

(1) This device may not cause harmful interference, and (2) this device must accept any interference received, including interference that may cause undesired operation.

This equipment complies with FCC radiation exposure limits set forth for an uncontrolled environment. This equipment should be installed and operated with minimum distance 0cm between the radiator and your body.

## ISED Statement

- English: This device complies with Industry Canada license-exempt RSS standard(s). Operation is subject to the following two conditions: (1) This device may not cause interference, and (2) This device must accept any interference, including interference that may cause undesired operation of the device.

The digital apparatus complies with Canadian CAN ICES-3 (B)/NMB-3(B).

- French: Le présent appareil est conforme aux CNR d'Industrie Canada applicables aux appareils radio exempts de licence. L'exploitation est autorisée aux deux conditions suivantes: (1) l'appareil ne doit pas produire de brouillage, et (2) l'utilisateur de l'appareil doit accepter tout brouillage radioélectrique subi, même si le brouillage est susceptible d'en compromettre le fonctionnement. L'appareil numérique du CIEM conforme canadien peut - 3 (b) / nmb - 3 (b).

This device meets the exemption from the routine evaluation limits in section 2.5 of RSS 102 and compliance with RSS 102 RF exposure, users can obtain Canadian information on RF exposure and compliance.

Cet appareil est conforme à l'exemption des limites d'évaluation courante dans la section 2.5 du CNR - 102 et conformité avec RSS 102 de l'exposition aux RF, les utilisateurs peuvent obtenir des données canadiennes sur l'exposition aux champs RF et la conformité.

This equipment complies with Canada radiation exposure limits set forth for an uncontrolled environment.

This equipment should be installed and operated with minimum distance 0cm between the radiator & your body.

Cet équipement est conforme Canada limites d'exposition aux radiations dans un environnement non contrôlé.

Cet équipement doit être installé et utilisé avec une distance minimale de 0 cm entre le radiateur et votre corps.