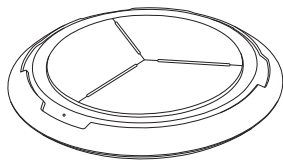


三折页
75mm*100mm
128G铜版纸, 不过膜

正面



**RGB Wireless Charger
USER MANUAL**

Product Specification

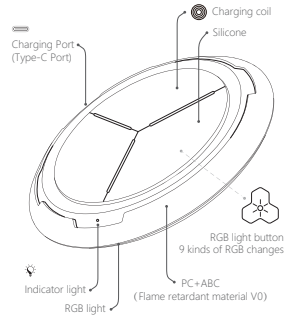
Model NO: DT-G6
Item Name: Fast Wireless Charger
Interface: Type-C
Input Voltage: 5V/9V
Input Current: 2A/1.8A
Output Power: 10W(MAX)
Dimensions: 105X105X11.55mm

Package Contents:

- Wireless Chargerx 1
- 1 meter Type-C Cable (5V/2A)x 1
- User manualx 1

01

Product Show

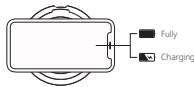


02

背面

How to Work

1. Connect a charger to the wireless charger. The wireless charger supports fast wireless charging. To begin fast wireless charging, place a mobile phone that supports fast wireless charging on the wireless charger. Suggested to use QC 2.0 or QC3.0 charger (5V/2A and 9V/1.8A).
2. Place a mobile phone on the charger. Check the charging icon displayed on the mobile phone's screen for the charging status.



03

Indicator light identification:

Working status	Color of light
Connected to a power outlet, the white light will flash 3 seconds, then off and standby.	White+Off
Charging	White
Full charged	Off
1. Not charging properly due to a general error 2. Low power input	Flashing White

FCC Warning

This device complies with part 15 of the FCC Rules. Operation is subject to the following two conditions: (1) This device may not cause harmful interference. (2) This device must accept any interference received, including interference that may cause undesired operation.

04

Any changes or modifications not expressly approved by the party responsible for compliance could void the user's authority to operate the equipment.

This equipment has been tested and found to comply with the limits for a Class B digital device, pursuant to part 15 of the FCC Rules. These limits are designed to provide reasonable protection against harmful interference in a residential installation. This equipment generates uses and can radiate radio frequency energy and, if not installed and used in accordance with the instructions, may cause harmful interference to radio communications. However, there is no guarantee that interference will not occur in a particular installation. If this equipment does cause harmful interference to radio or television reception, which can be determined by turning the equipment off and on, the user is encouraged to try to correct the interference by one or more of the following measures:
 - Reorient or relocate the receiving antenna.
 - Increase the separation between the equipment and receiver.
 - Connect the equipment into an outlet on a circuit different from that to which the receiver is connected.
 - Consult the dealer or an experienced radio/TV technician for help.

FCC RF exposure statement:
 The equipment complies with FCC radiation exposure limits set forth for an uncontrolled environment. During the operation of device a distance of 15 cm surrounding the device and 20 cm above the top surface of the device must be respected.