

KY300

Magnetic Wireless Power Bank

Product Manual

CE FC RoHS
MADE IN CHINA

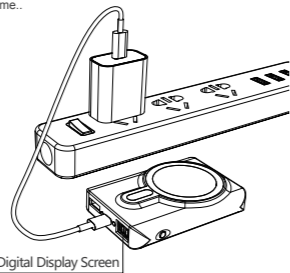
Product Introduction

Thanks for choosing us! This is a magnetic suction wireless power bank with 10000mAh capacity. When you use the magnetic series mobile phone, it can be attached to the back of the mobile phone and easily taken away. It can charge tablets, mobile phones, game consoles, e-books, digital cameras, AirPods and other devices. Please read the manual carefully before using the product, and keep properly for checking.

Operation Steps

1 Power Bank Charging Instructions

After the one end of usb cable is connected to the mobile power supply, and other is connected to the adapter (Not include Adapter, and need to support PD QC AFC protocol). When digital display is bright, it indicate the power bank enters into charging state, and the digital display starts to flicker at the same time.

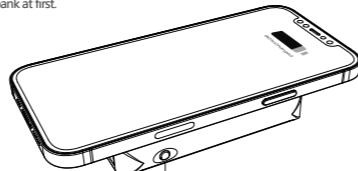


Digital Display Screen

Note
Digital Display Description : The screen flashes when the electric quantity is 0-99 during charging; When the battery is full, it will display 100 and stop flashing.

2 Wireless Charging Operating Instructions

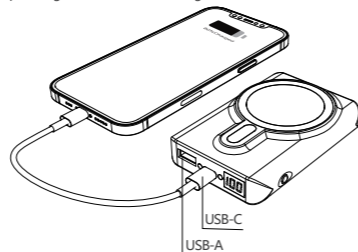
If the device need wireless charging when the mobile supply in standby state, please press the off/on function button to wake up the wireless mobile power bank at first.



OFF/ON Function Button

3 Wired Charging Operating Instructions

Both USB-A and USB-C port can charging devices. Use one end of USB cable to connect the mobile power supply, other end is connected to the devices, the devices enters the charge power status. (It support tablet computer, mobile phones, game consoles, e-books, digital cameras, etc. with wired charging).



USB-C
USB-A

4 Simultaneous Wireless and Wired Charging Instructions

This power bank can charging devices via wired and wirelessly way at the same time. When one way is fast charging mode, the other will automatically converted to 5V charging mode.



ON/OFF Function Button

Using Instructions

1. This product has three charging modes: wireless, USB-A, USB-C. The maximum power of wireless charging is 15W; The maximum power of wired charging is 18W, and the USB-A interface can output charging, the USB-C interface provides both input and output charging.
2. The magnetic suction function is only applicable to magnetic phone series, and the non-magnetic suction function devices are only used for charging.
3. When you use the magnetic function, it is recommended to use it in a bare phone or with a magnetic phone case. Keep away from metal foreign objects to avoid affecting charging.
4. Short press the switch function button can turn on the wireless charging function, and detect electric quantity of the power bank at the same time, the number displayed on the screen is the power level of the product.
5. Turn on the power bank (short press the OFF/ON function button), if the electric quantity number of the screen is no more than 5, the digital display will flashes, it means that the host has insufficient power, it need to charge.
6. The digital display flashes when the electric quantity is 0-99 during charging. When the battery is full, it will display 100 and stop flashing.
7. Open wireless mobile power switch, it will automatically read if there is device on the power bank that need wireless charging when 30 seconds didn't read need charging equipment, or separated the device from mobile power more than 30 seconds, mobile power supply will default no equipment to charge, and will automatically shut down. Use again please restart the switch, that can avoid wasting power.
8. If you find that it cannot be charged, please check whether the wiring is normal and firm, or whether the power adapter is suitable, it is recommended to use a regular brand power adapter for charging.
9. To avoid accidents, please keep product away from children.

Product Specification

Capacity	10000mAh/38.5Wh
Rated Capacity	7500mAh (5V-3A)
Input	5.0V⇒2.0A 9.0V⇒2.0A
Output1/Output2	5.0V⇒2.4A 9.0V⇒2.0A
Wireless Output	15W/10W/7.5W/5W
Efficiency	≥75%
Product Size	98.5mm*69.5mm*17.1mm

Warning

1. The battery power of this product is low when leave factory, please charge it fully before use;
2. Please do not fully discharge the power in the power supply before recharging, to keep product lifetime.
3. If you do not use the product for a long time, please fully charge the product at least once every 1 month;
4. Please use the standard accessories of the product. If the product is damaged due to the use of non-standard accessories, it will not be covered by the warranty;
5. Dismantling the product privately, if the product is damaged, it is not covered by the warranty;
6. It is forbidden to disassemble, hit or throw this product into fire water;
7. Do not store this product in dusty, high or low temperature places (Temperature range -10°C—+40°C);
8. Do not place this product in a humid environment, pay attention to waterproof and moisture-proof; if you need to clean it, please use a soft cloth to clean the product;
9. To avoid accidents, please keep product away from children.

FCC Warning

This device complies with part 15 of the FCC Rules. Operation is subject to the following two conditions: (1) This device may not cause harmful interference, and (2) this device must accept any interference received, including interference that may cause undesired operation.

Any Changes or modifications not expressly approved by the party responsible for compliance could void the user's authority to operate the equipment. This equipment has been tested and found to comply with the limits for a Class B digital device, pursuant to part 15 of the FCC Rules. These limits are designed to provide reasonable protection against harmful interference in a residential installation. This equipment generates uses and can radiate radio frequency energy and, if not installed and used in accordance with the instructions, may cause harmful interference to radio communications. However, there is no guarantee that interference will not occur in a particular installation. If this equipment does cause harmful interference to radio or television reception, which can be determined by turning the equipment off and on, the user is encouraged to try to correct the interference by one or more of the following measures:

- Reorient or relocate the receiving antenna.
- Increase the separation between the equipment and receiver.
- Connect the equipment into an outlet on a circuit different from that to which the receiver is connected.
- Consult the dealer or an experienced radio/TV technician for help.

The device has been evaluated to meet general RF exposure requirement. The device can be used in portable exposure condition without restriction.