

Product	LTE Module	Test Site	SIP-SR1
Test Engineer	Candy Luo	Test Date	2021/11/15
Test Band	LTE Band 13_1RB_QPSK		

Channel	Frequency (MHz)	Channel Bandwidth (MHz)	Frequency Range (MHz)	Max Spurious Emissions (dBm)	Limit (dBm)	Result
23205	779.5	5	30 ~ 10000	-38.44	≤ -13.00	Pass
23230	782.0	5	30 ~ 10000	-37.33	≤ -13.00	Pass
23255	784.5	5	30 ~ 10000	-36.61	≤ -13.00	Pass
23230	782.0	10	30 ~ 10000	-37.70	≤ -13.00	Pass

Note: Spurious emissions within 9kHz – 30MHz were found more than 20dB below limit line.

5MHz Channel Bandwidth


Channel 23205 (779.5MHz)

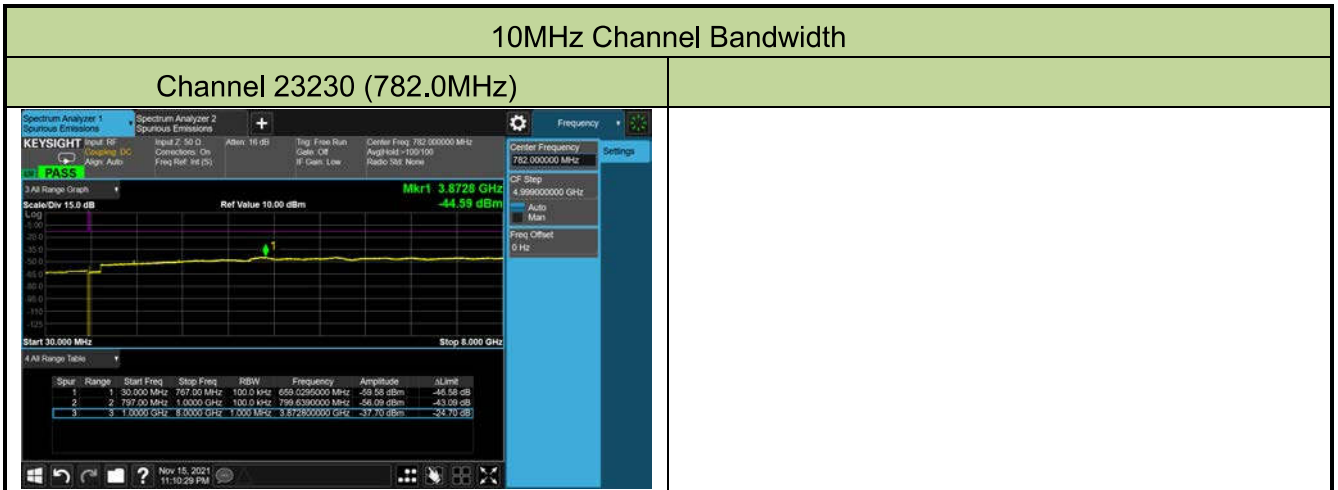


Channel 23230 (782MHz)



Channel 23255 (784.5MHz)





Product	LTE Module	Test Site	SIP-SR1
Test Engineer	Candy Luo	Test Date	2021/11/15
Test Band	LTE Band 17_1RB_QPSK		

Channel	Frequency (MHz)	Channel Bandwidth (MHz)	Frequency Range (MHz)	Max Spurious Emissions (dBm)	Limit (dBm)	Result
23755	706.5	5	30 ~ 8000	-37.41	≤ -13.00	Pass
23790	710.0	5	30 ~ 8000	-38.23	≤ -13.00	Pass
23825	713.5	5	30 ~ 8000	-36.40	≤ -13.00	Pass
23780	709.0	10	30 ~ 8000	-37.85	≤ -13.00	Pass
23790	710.0	10	30 ~ 8000	-36.97	≤ -13.00	Pass
23800	711.0	10	30 ~ 8000	-38.27	≤ -13.00	Pass

Note: Spurious emissions within 9kHz – 30MHz were found more than 20dB below limit line.

5MHz Channel Bandwidth

Channel 23755 (706.5MHz)

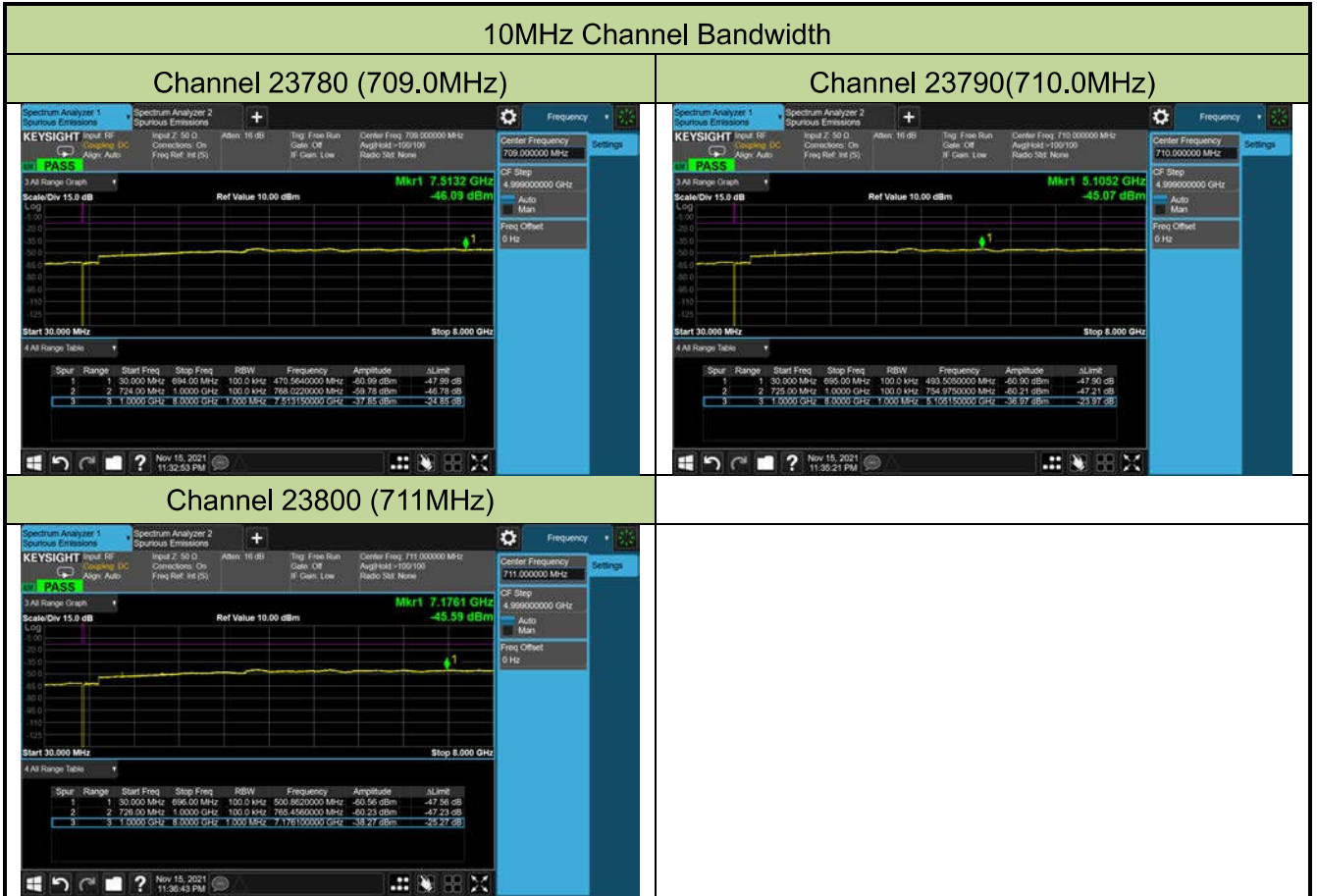


Channel 23790(710.0MHz)



Channel 23825 (713.5MHz)





Product	LTE Module	Test Site	SIP-SR1
Test Engineer	Candy Luo	Test Date	2021/11/16
Test Band	LTE Band 41_HPUE_1RB_QPSK		

Channel	Frequency (MHz)	Channel Bandwidth (MHz)	Frequency Range (MHz)	Max Spurious Emissions (dBm)	Limit (dBm)	Result
39675	2498.50	5	30 ~ 27000	-28.86	≤ -25.00	Pass
40620	2593.00	5	30 ~ 27000	-28.55	≤ -25.00	Pass
40565	2687.50	5	30 ~ 27000	-29.30	≤ -25.00	Pass
39700	2501.00	10	30 ~ 27000	-28.59	≤ -25.00	Pass
40620	2593.00	10	30 ~ 27000	-28.20	≤ -25.00	Pass
41540	2685.00	10	30 ~ 27000	-28.06	≤ -25.00	Pass
39725	2503.50	15	30 ~ 27000	-28.68	≤ -25.00	Pass
40620	2593.00	15	30 ~ 27000	-29.06	≤ -25.00	Pass
41515	2682.50	15	30 ~ 27000	-28.66	≤ -25.00	Pass
39750	2506.00	20	30 ~ 27000	-28.03	≤ -25.00	Pass
40620	2593.00	20	30 ~ 27000	-29.15	≤ -25.00	Pass
41490	2680.00	20	30 ~ 27000	-29.35	≤ -25.00	Pass

Note: Spurious emissions within 9kHz – 30MHz were found more than 20dB below limit line.

5MHz Channel Bandwidth

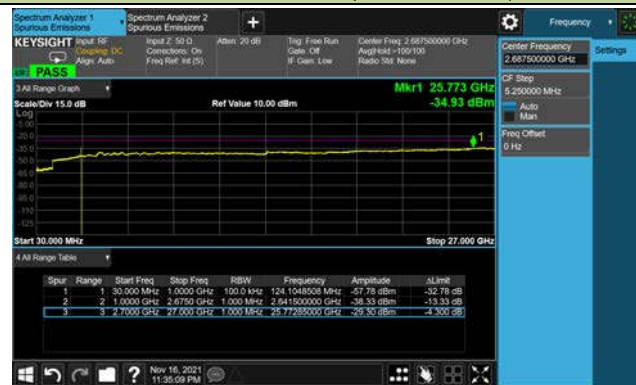
Channel 39675 (2498.5MHz)



Channel 40620 (2593MHz)



Channel 40565 (2687.5MHz)



10MHz Channel Bandwidth

Channel 39700 (2501MHz)



Channel 40620 (2593MHz)



Channel 41540 (2685MHz)



15MHz Channel Bandwidth


Channel 39725 (2503.5MHz)



Channel 40620 (2593MHz)

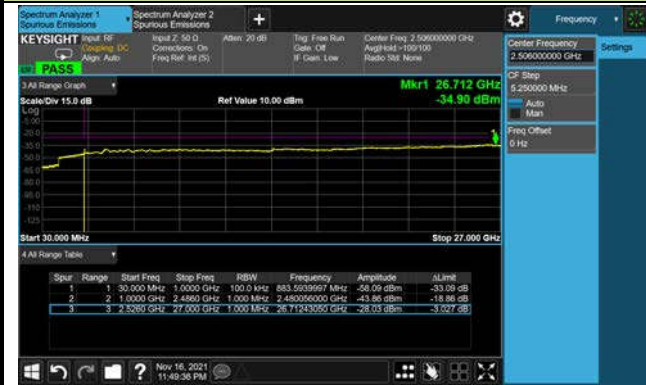


Channel 41515 (2682.5MHz)

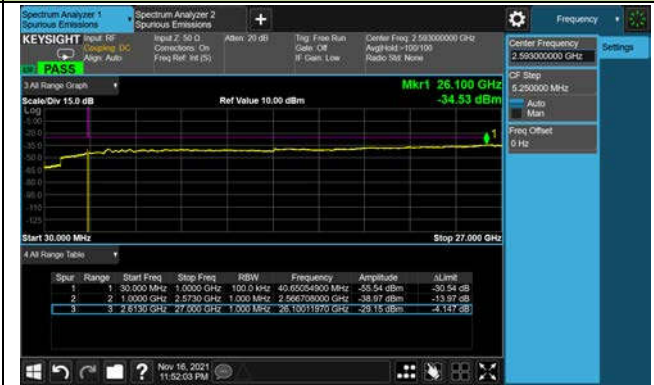


20MHz Channel Bandwidth


Channel 39750 (2506MHz)



Channel 40620 (2593MHz)



Channel 41490 (2680MHz)


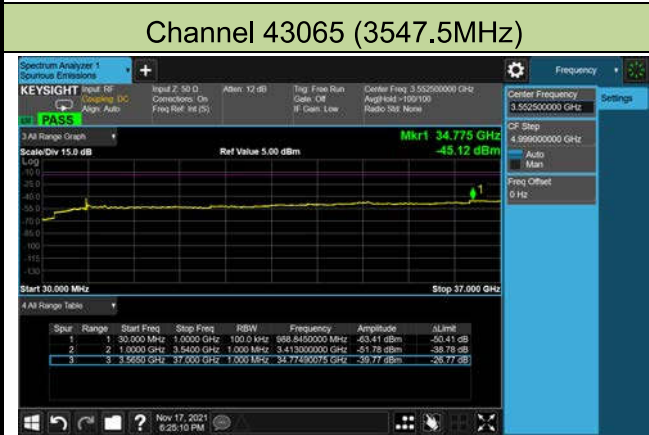
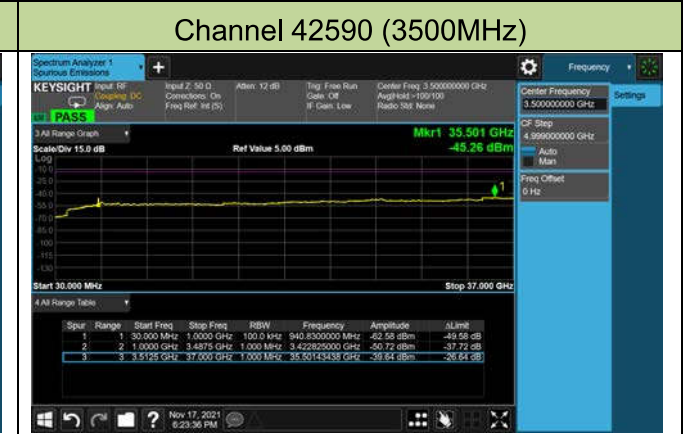
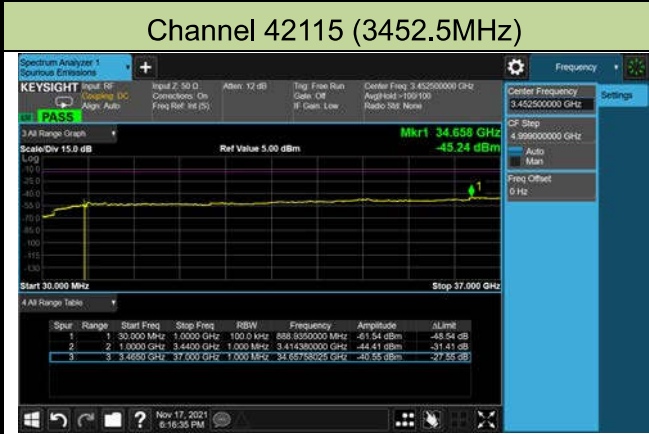


Product	LTE Module	Test Site	SIP-SR1
Test Engineer	Candy Luo	Test Date	2021/11/17
Test Band	LTE Band 42		


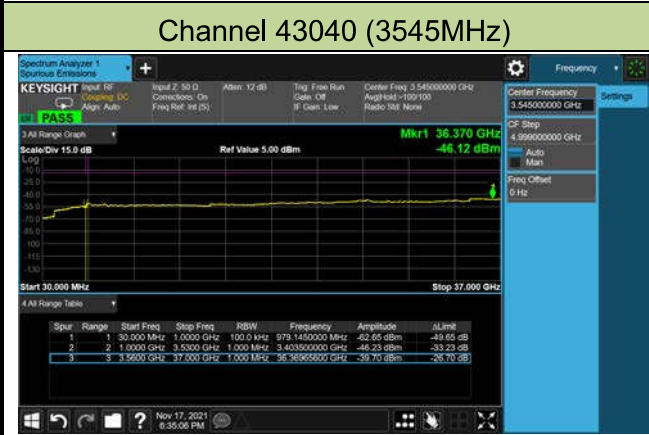
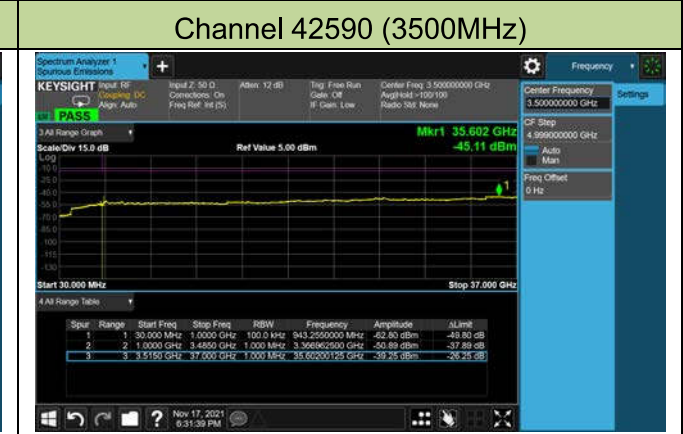
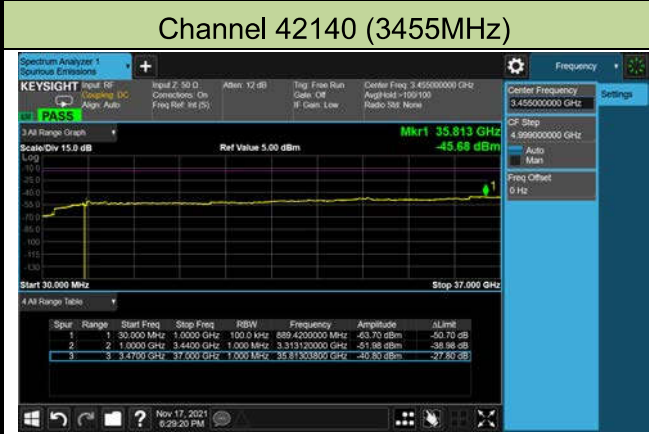
Channel	Frequency (MHz)	Channel Bandwidth (MHz)	Frequency Range (MHz)	Max Spurious Emissions (dBm)	Limit (dBm)	Result
42115	3452.50	5	30 ~ 39000	-40.55	≤ -13.00	Pass
42590	3500.00	5	30 ~ 39000	-39.64	≤ -13.00	Pass
43065	3547.50	5	30 ~ 39000	-39.77	≤ -13.00	Pass
42140	3455.00	10	30 ~ 39000	-40.80	≤ -13.00	Pass
42590	3500.00	10	30 ~ 39000	-39.25	≤ -13.00	Pass
43040	3545.00	10	30 ~ 39000	-39.70	≤ -13.00	Pass
42165	3457.50	15	30 ~ 39000	-40.53	≤ -13.00	Pass
42590	3500.00	15	30 ~ 39000	-39.51	≤ -13.00	Pass
43015	3542.50	15	30 ~ 39000	-40.30	≤ -13.00	Pass
42190	3460.00	20	30 ~ 39000	-40.57	≤ -13.00	Pass
42590	3500.00	20	30 ~ 39000	-40.40	≤ -13.00	Pass
42990	3540.00	20	30 ~ 39000	-38.96	≤ -13.00	Pass

Note: Spurious emissions within 9kHz – 30MHz were found more than 20dB below limit line.

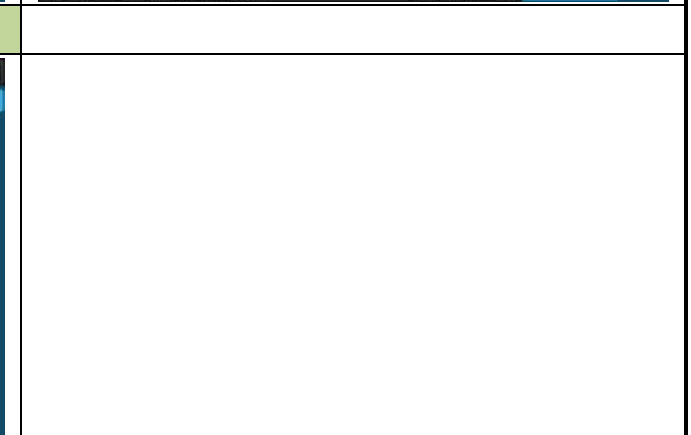
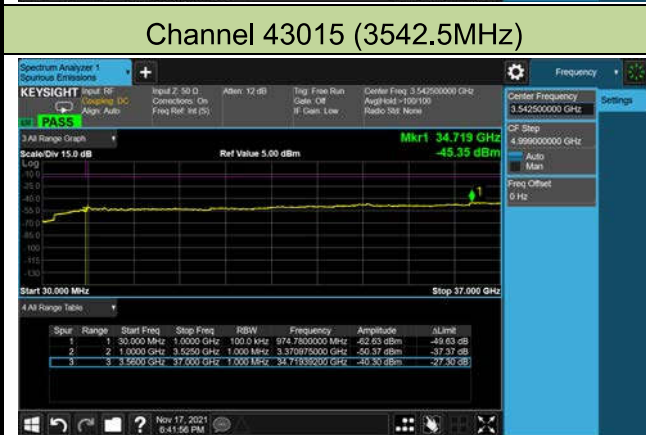
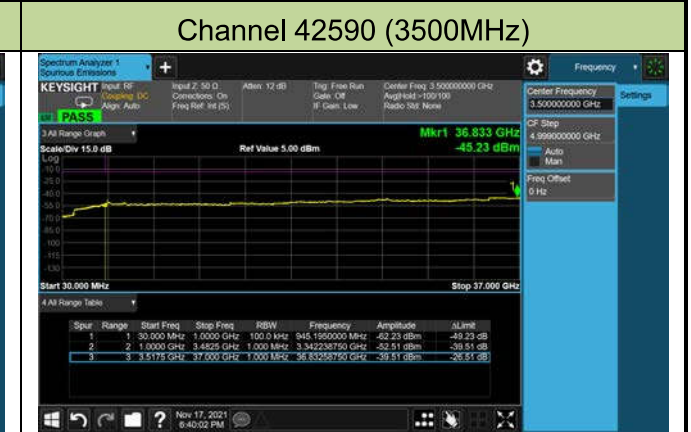
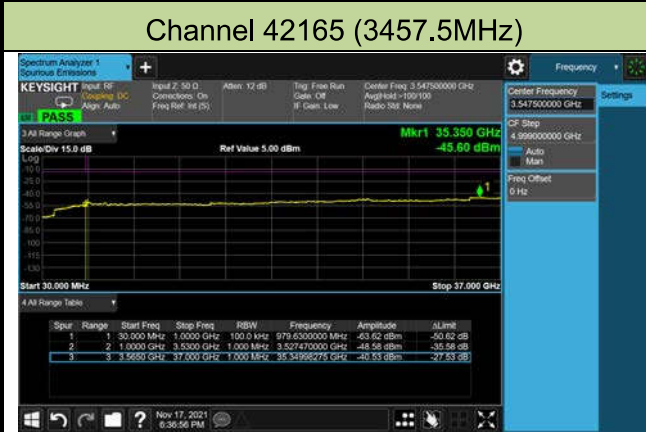
5MHz Channel Bandwidth



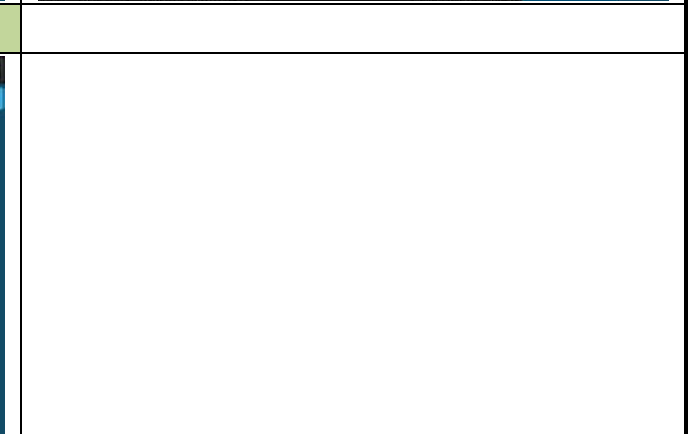
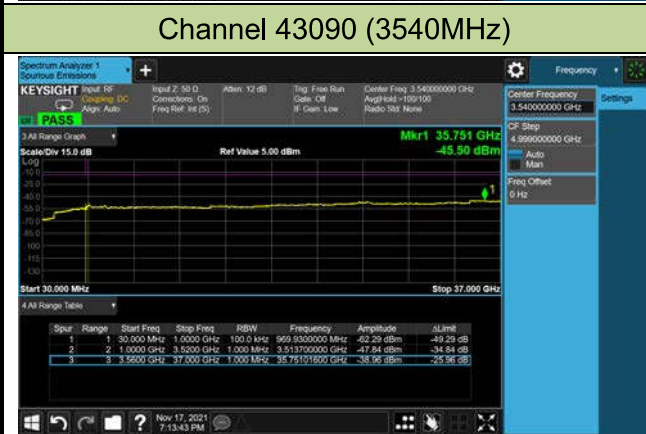
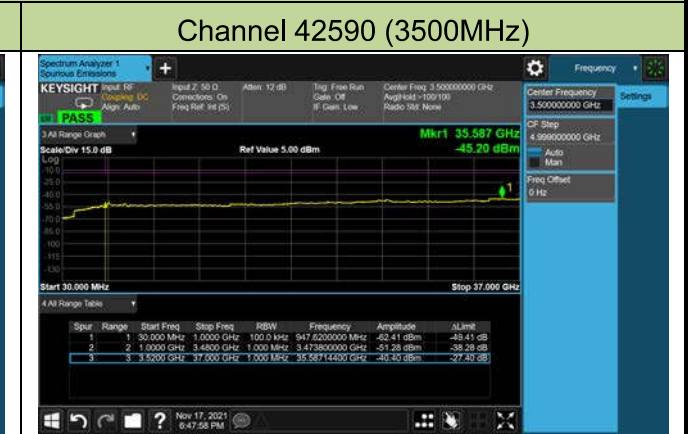
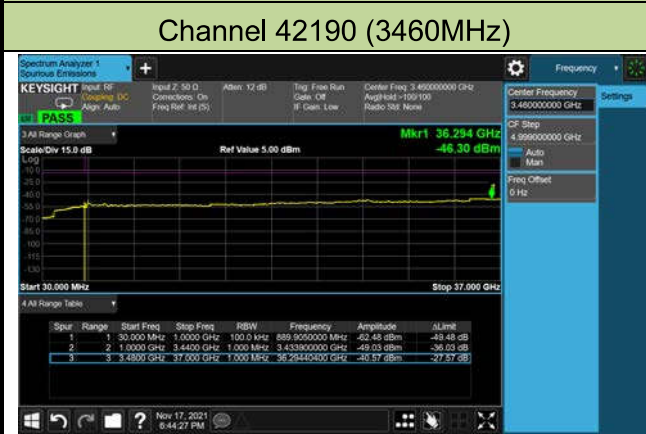
10MHz Channel Bandwidth



15MHz Channel Bandwidth



20MHz Channel Bandwidth



Product	LTE Module	Test Site	SIP-SR1
Test Engineer	Candy Luo	Test Date	2021/11/17
Test Band	LTE Band 43		

Channel	Frequency (MHz)	Channel Bandwidth (MHz)	Frequency Range (MHz)	Max Spurious Emissions (dBm)	Limit (dBm)	Result
44615	3702.50	5	30 ~ 39000	-36.19	≤ -13.00	Pass
45090	3750.00	5	30 ~ 39000	-35.76	≤ -13.00	Pass
45565	3797.50	5	30 ~ 39000	-35.77	≤ -13.00	Pass
44640	3705.00	10	30 ~ 39000	-35.14	≤ -13.00	Pass
45090	3750.00	10	30 ~ 39000	-35.02	≤ -13.00	Pass
45540	3795.00	10	30 ~ 39000	-35.05	≤ -13.00	Pass
44665	3707.50	15	30 ~ 39000	-35.76	≤ -13.00	Pass
45090	3750.00	15	30 ~ 39000	-34.69	≤ -13.00	Pass
45515	3792.50	15	30 ~ 39000	-35.70	≤ -13.00	Pass
44690	3710.00	20	30 ~ 39000	-34.91	≤ -13.00	Pass
45090	3750.00	20	30 ~ 39000	-35.19	≤ -13.00	Pass
45490	3790.00	20	30 ~ 39000	-34.93	≤ -13.00	Pass

Note: Spurious emissions within 9kHz – 30MHz were found more than 20dB below limit line.

5MHz Channel Bandwidth

Channel 44615 (3702.5MHz)



Channel 45090 (3750MHz)



Channel 45565 (3797.5MHz)



10MHz Channel Bandwidth

Channel 44640 (3705MHz)



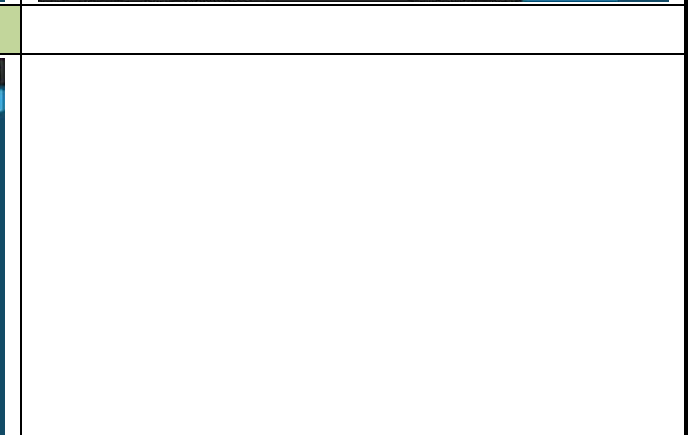
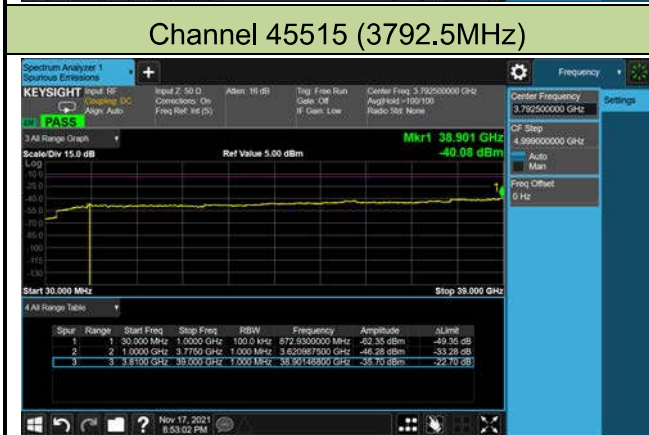
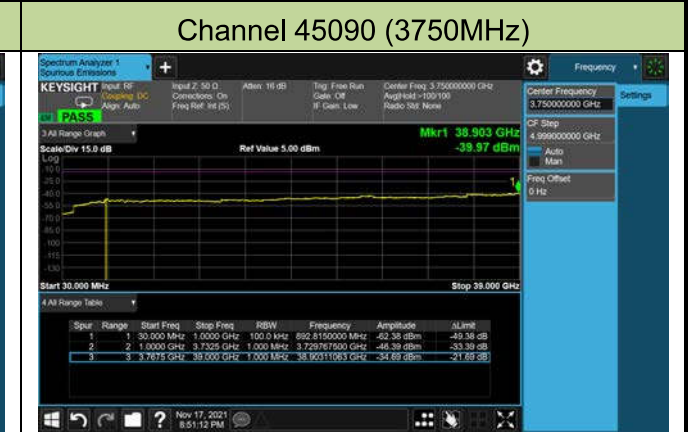
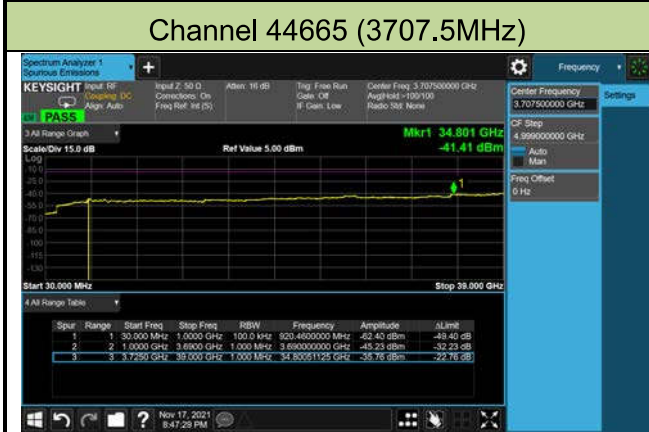
Channel 45090 (3750MHz)



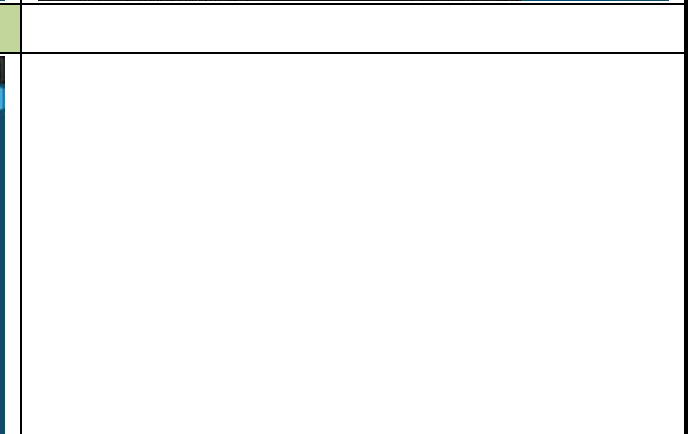
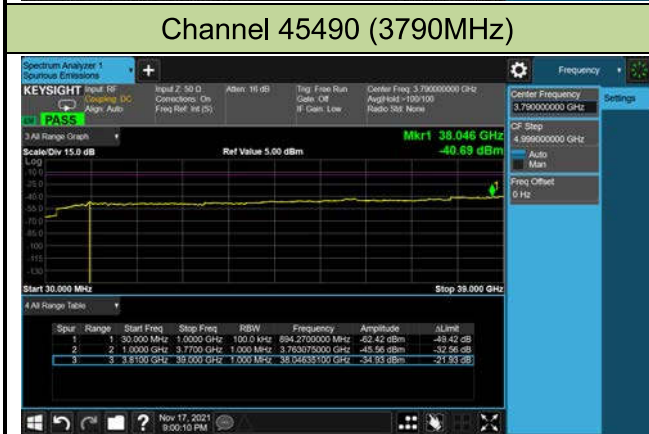
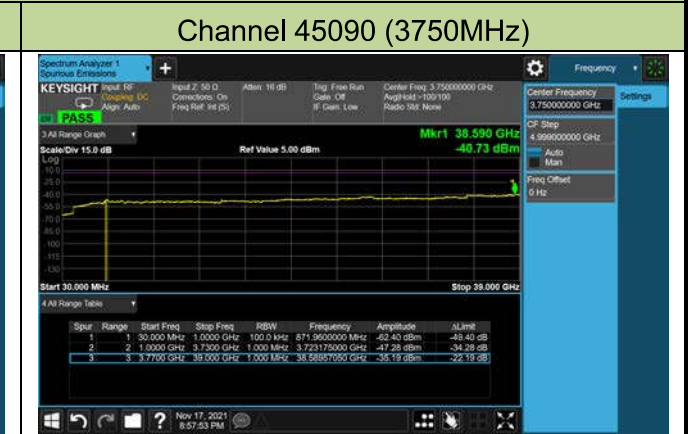
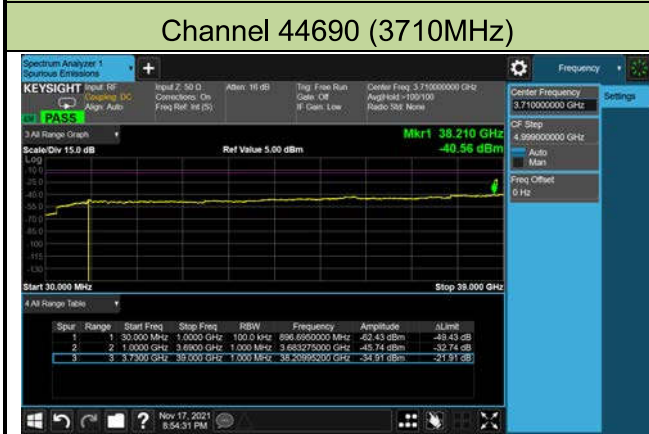
Channel 45540 (3795MHz)



15MHz Channel Bandwidth



20MHz Channel Bandwidth



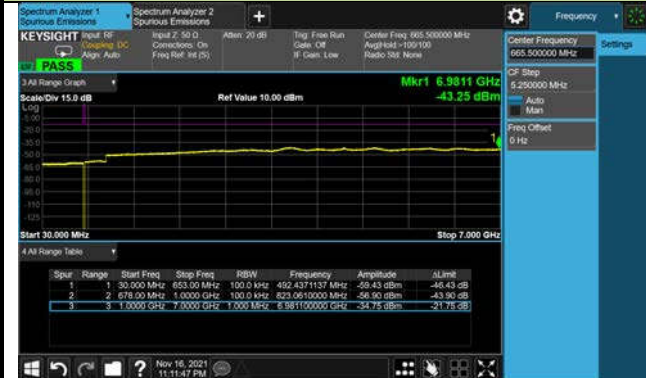
Product	LTE Module	Test Site	SIP-SR1
Test Engineer	Candy Luo	Test Date	2021/11/16
Test Band	LTE Band 71_1RB_QPSK		

Channel	Frequency (MHz)	Channel Bandwidth (MHz)	Frequency Range (MHz)	Max Spurious Emissions (dBm)	Limit (dBm)	Result
133147	665.5	5	30 ~ 10000	-34.75	≤ -13.00	Pass
133297	680.5	5	30 ~ 10000	-33.12	≤ -13.00	Pass
133447	695.5	5	30 ~ 10000	-33.91	≤ -13.00	Pass
133172	668.0	10	30 ~ 10000	-33.62	≤ -13.00	Pass
133297	680.5	10	30 ~ 10000	-34.13	≤ -13.00	Pass
133422	693.0	10	30 ~ 10000	-35.05	≤ -13.00	Pass
133197	670.5	15	30 ~ 10000	-34.20	≤ -13.00	Pass
133297	680.5	15	30 ~ 10000	-33.61	≤ -13.00	Pass
133397	690.5	15	30 ~ 10000	-34.22	≤ -13.00	Pass
133222	673.0	20	30 ~ 10000	-35.29	≤ -13.00	Pass
133322	683.0	20	30 ~ 10000	-34.90	≤ -13.00	Pass
133372	688.0	20	30 ~ 10000	-34.53	≤ -13.00	Pass

Note: Spurious emissions within 9kHz – 30MHz were found more than 20dB below limit line.

5MHz Channel Bandwidth

Channel 133147 (665.5MHz)



Channel 133297 (680.5MHz)



Channel 133447 (695.5MHz)



10MHz Channel Bandwidth

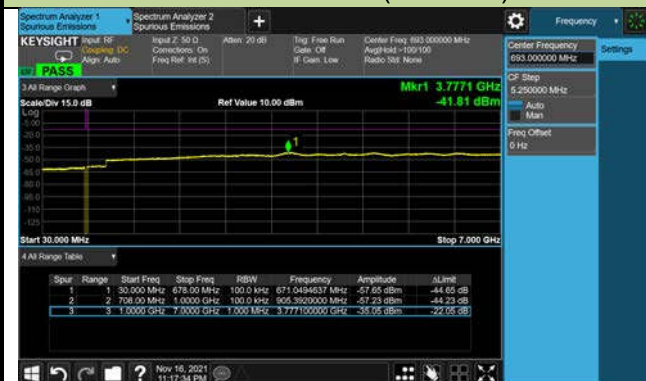
Channel 133172 (668.0MHz)

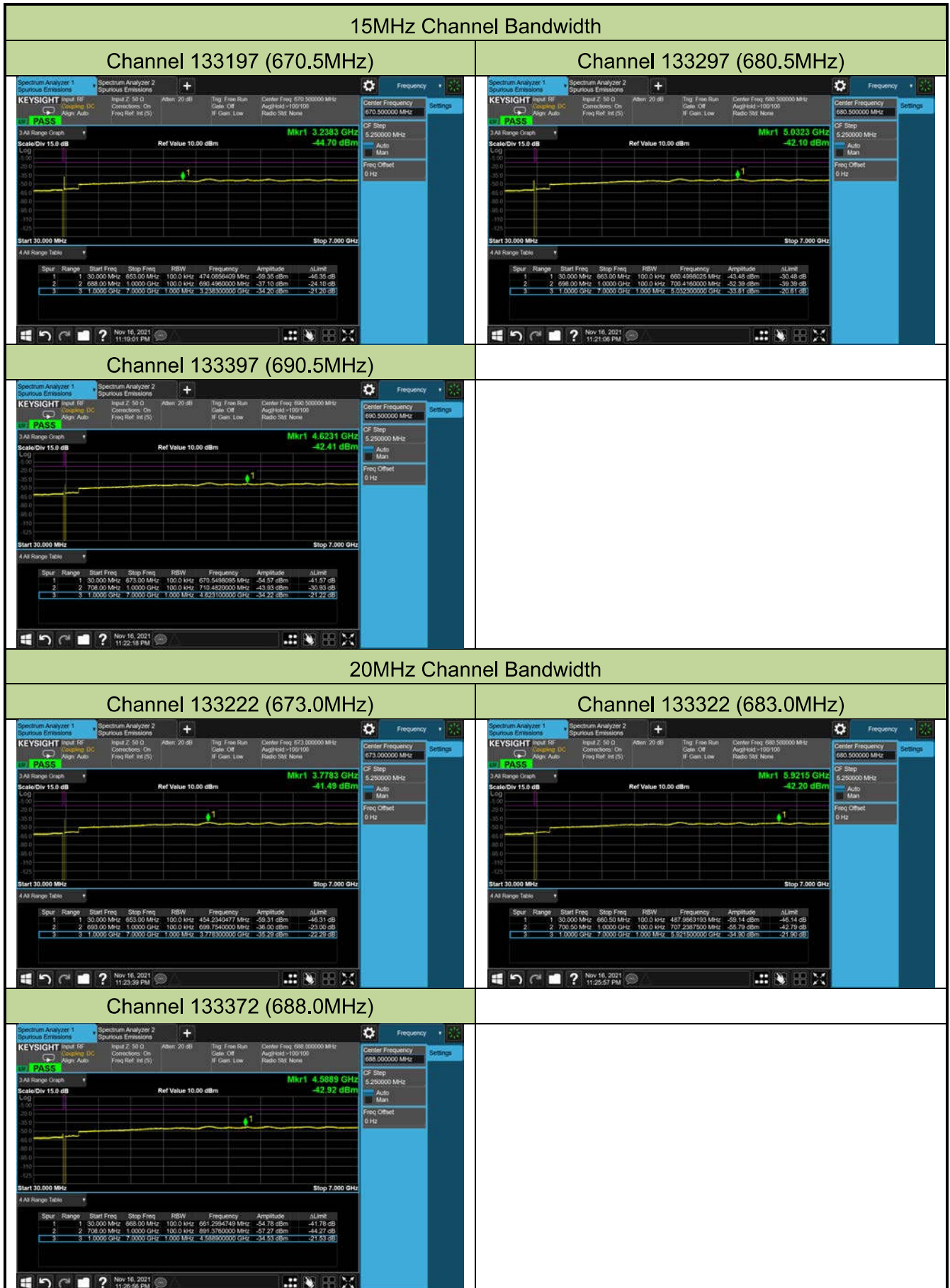


Channel 133297 (680.5MHz)



Channel 133422 (693MHz)





5.8. Radiated Spurious Emission Measurement

5.8.1. Test Limit

The power of any emission outside of the authorized operating frequency ranges must be attenuated below the transmitting power (P) by a factor of at least $43 + 10 \log(P)$ dB. The emission limit equal to -13dBm.

For Band 7, 41, the power of any emission outside of the authorized operating frequency ranges must be attenuated below the transmitting power (P) by a factor of at least $55 + 10 \log(P)$ dB. The emission limit equal to -25dBm.

For LTE Band 13, For operations in the 746-758 MHz, 775-788 MHz, and 805-806 MHz bands, emissions in the band 1559-1610 MHz shall be limited to -70 dBW/MHz (-40dBm/MHz) equivalent isotropically radiated power (EIRP) for wideband signals, and -80 dBW (-50dBm) EIRP for discrete emissions of less than 700 Hz bandwidth.

E (dB μ V/m) = EIRP (dBm) - 20 log D + 104.8; where D is the measurement distance in meters. The emission limit equal to 82.3dB μ V/m or 70.3dB μ V/m.

5.8.2. Test Procedure

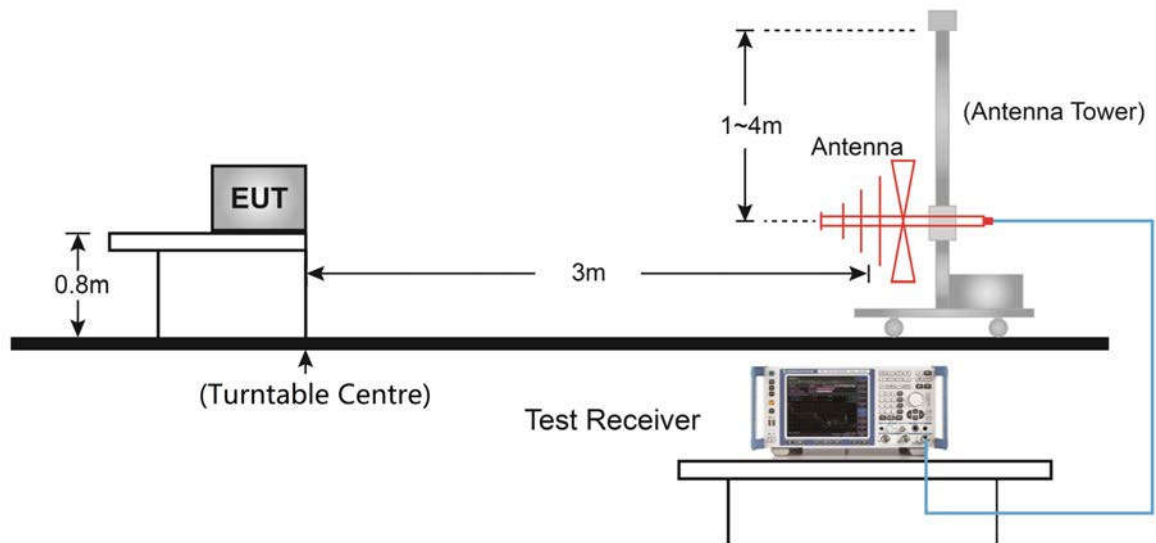
ANSI C63.26-2015 - Section 5.2.7 & 5.5

5.8.3. Test Setting

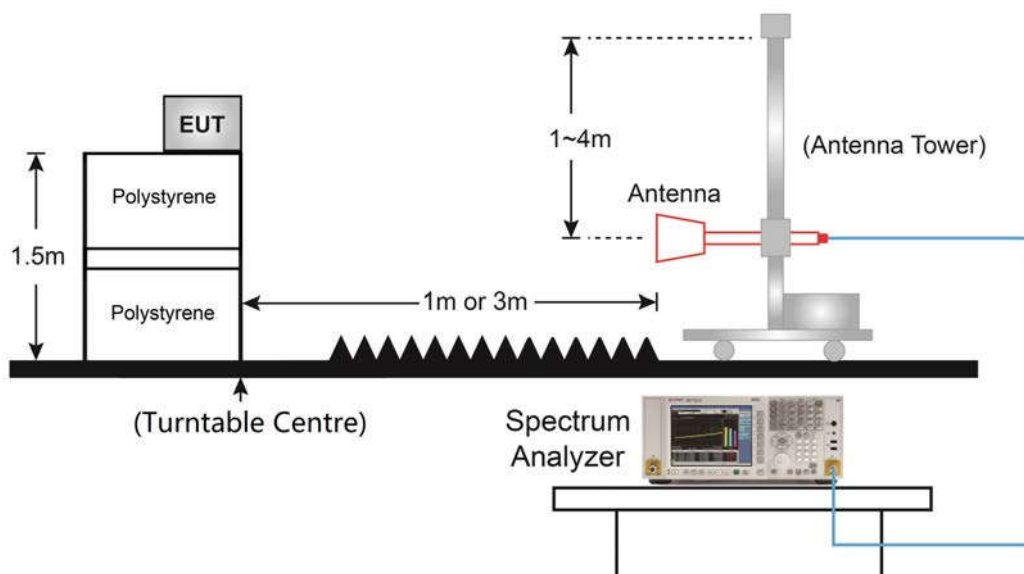
1. RBW = 1MHz
2. VBW \geq 3*RBW
3. Sweep time \geq 10 \times (number of points in sweep) \times (transmission symbol period)
4. Detector = Peak
5. Trace mode = max hold
6. The trace was allowed to stabilize

5.8.4. Test Setup

Below 1GHz Test Setup:



Above 1GHz Test Setup:



5.8.5. Test Result

Product	LTE Module	Test Site	SIP-AC2
Test Engineer	Allen Zou	Test Date	2021/11/04~2021/11/13
Test Band	LTE Band 2/25_1RB_QPSK		

Frequency (MHz)	Reading Level (dBμV)	Factor (dB/m)	Measure Level(dBμV/m)	Limit (dBμV/m)	Margin (dB)	Detector	Polarization
Low Channel							
69.29	21.84	15.70	37.54	82.30	-44.76	Peak	Horizontal
961.69	2.81	30.02	32.83	82.30	-49.47	Peak	Horizontal
30.97	17.26	16.53	33.79	82.30	-48.51	Peak	Vertical
66.86	19.87	16.19	36.06	82.30	-46.24	Peak	Vertical
16155.50	45.62	3.99	49.61	82.30	-32.69	Peak	Horizontal
18000.00	45.23	5.63	50.86	82.30	-31.44	Peak	Horizontal
16470.00	44.91	4.60	49.51	82.30	-32.79	Peak	Vertical
17983.00	45.77	5.53	51.30	82.30	-31.00	Peak	Vertical
Middle Channel							
69.77	19.12	15.60	34.72	82.30	-47.58	Peak	Horizontal
950.53	1.94	30.17	32.11	82.30	-50.19	Peak	Horizontal
66.86	19.99	16.19	36.18	82.30	-46.12	Peak	Vertical
929.68	2.05	29.97	32.02	82.30	-50.28	Peak	Vertical
16249.00	45.92	3.44	49.36	82.30	-32.94	Peak	Horizontal
17736.50	45.54	4.85	50.39	82.30	-31.91	Peak	Horizontal
16164.00	44.74	3.92	48.66	82.30	-33.64	Peak	Vertical
17974.50	44.84	5.48	50.32	82.30	-31.98	Peak	Vertical
High Channel							
69.29	18.86	15.70	34.56	82.30	-47.74	Peak	Horizontal
965.57	1.65	29.99	31.64	82.30	-50.66	Peak	Horizontal
66.86	19.87	16.19	36.06	82.30	-46.24	Peak	Vertical
956.35	2.47	30.14	32.61	82.30	-49.69	Peak	Vertical
15467.00	45.25	2.96	48.21	82.30	-34.09	Peak	Horizontal
17116.00	46.08	4.17	50.25	82.30	-32.05	Peak	Horizontal
16852.50	45.10	4.61	49.71	82.30	-32.59	Peak	Vertical
18000.00	45.11	5.63	50.74	82.30	-31.56	Peak	Vertical

Note: Measure Level (dBμV/m) = Reading Level (dBμV) + Factor (dB/m).

Factor (dB/m) = Cable Loss (dB) + Antenna Factor (dB/m)

Product	LTE Module	Test Site	SIP-AC2
Test Engineer	Allen Zou	Test Date	2021/11/04~2021/11/13
Test Band	LTE Band 4/66_1RB_QPSK		

Frequency (MHz)	Reading Level (dB μ V)	Factor (dB/m)	Measure Level(dB μ V/m)	Limit (dB μ V/m)	Margin (dB)	Detector	Polarization
Low Channel							
69.77	21.44	15.60	37.04	82.30	-45.26	Peak	Horizontal
929.19	2.51	29.96	32.47	82.30	-49.83	Peak	Horizontal
67.35	20.10	16.10	36.20	82.30	-46.10	Peak	Vertical
939.38	3.91	30.05	33.96	82.30	-48.34	Peak	Vertical
16742.00	45.71	4.36	50.07	82.30	-32.23	Peak	Horizontal
17991.50	44.98	5.58	50.56	82.30	-31.74	Peak	Horizontal
16776.00	44.70	4.84	49.54	82.30	-32.76	Peak	Vertical
17940.50	44.81	5.44	50.25	82.30	-32.05	Peak	Vertical
Middle Channel							
69.77	18.68	15.60	34.28	82.30	-48.02	Peak	Horizontal
936.47	2.42	30.04	32.46	82.30	-49.84	Peak	Horizontal
30.97	18.21	16.53	34.74	82.30	-47.56	Peak	Vertical
66.86	19.62	16.19	35.81	82.30	-46.49	Peak	Vertical
16708.00	44.84	4.52	49.36	82.30	-32.94	Peak	Horizontal
18000.00	45.37	5.63	51.00	82.30	-31.30	Peak	Horizontal
16470.00	45.12	4.60	49.72	82.30	-32.58	Peak	Vertical
18000.00	45.37	5.63	51.00	82.30	-31.30	Peak	Vertical
High Channel							
69.29	18.89	15.70	34.59	82.30	-47.71	Peak	Horizontal
950.53	2.59	30.17	32.76	82.30	-49.54	Peak	Horizontal
30.49	17.60	16.45	34.05	82.30	-48.25	Peak	Vertical
67.35	19.81	16.10	35.91	82.30	-46.39	Peak	Vertical
15382.00	45.35	2.76	48.11	82.30	-34.19	Peak	Horizontal
16827.00	45.56	4.31	49.87	82.30	-32.43	Peak	Horizontal
16147.00	45.52	4.05	49.57	82.30	-32.73	Peak	Vertical
17991.50	45.05	5.58	50.63	82.30	-31.67	Peak	Vertical

Note: Measure Level (dB μ V/m) = Reading Level (dB μ V) + Factor (dB/m).

Factor (dB/m) = Cable Loss (dB) + Antenna Factor (dB/m)

Product	LTE Module	Test Site	SIP-AC2
Test Engineer	Allen Zou	Test Date	2021/11/04~2021/11/13
Test Band	LTE Band 5/26_1RB_QPSK		

Frequency (MHz)	Reading Level (dBμV)	Factor (dB/m)	Measure Level(dBμV/m)	Limit (dBμV/m)	Margin (dB)	Detector	Polarization
Low Channel							
772.05	21.90	28.38	50.28	82.30	-32.02	Peak	Horizontal
945.68	22.24	30.14	52.38	82.30	-29.92	Peak	Horizontal
763.81	22.33	28.41	50.74	82.30	-31.56	Peak	Vertical
964.11	23.28	29.99	53.27	82.30	-29.03	Peak	Vertical
16912.00	45.37	4.51	49.88	82.30	-32.42	Peak	Horizontal
17949.00	44.90	5.40	50.30	82.30	-32.00	Peak	Horizontal
16767.50	44.96	4.75	49.71	82.30	-32.59	Peak	Vertical
17940.50	45.66	5.44	51.10	82.30	-31.20	Peak	Vertical
Middle Channel							
793.88	22.39	28.40	50.79	82.30	-31.51	Peak	Horizontal
979.15	22.44	29.85	52.29	82.30	-30.01	Peak	Horizontal
794.85	22.21	28.42	50.63	82.30	-31.67	Peak	Vertical
946.65	22.53	30.16	52.69	82.30	-29.61	Peak	Vertical
16359.50	44.80	3.83	48.63	82.30	-33.67	Peak	Horizontal
18000.00	45.32	5.63	50.95	82.30	-31.35	Peak	Horizontal
16393.50	44.63	4.44	49.07	82.30	-33.23	Peak	Vertical
17966.00	44.86	5.43	50.29	82.30	-32.01	Peak	Vertical
High Channel							
825.89	23.28	28.54	51.82	82.30	-30.48	Peak	Horizontal
958.78	21.04	30.09	51.13	82.30	-31.17	Peak	Horizontal
804.06	21.55	28.63	50.18	82.30	-32.12	Peak	Vertical
993.21	22.57	29.87	52.44	82.30	-29.86	Peak	Vertical
16878.00	44.67	4.56	49.23	82.30	-33.07	Peak	Horizontal
17770.50	44.27	5.61	49.88	82.30	-32.42	Peak	Horizontal
15764.50	46.00	3.11	49.11	82.30	-33.19	Peak	Vertical
18000.00	45.17	5.63	50.80	82.30	-31.50	Peak	Vertical

Note: Measure Level (dBμV/m) = Reading Level (dBμV) + Factor (dB/m).

Factor (dB/m) = Cable Loss (dB) + Antenna Factor (dB/m)

Product	LTE Module	Test Site	SIP-AC2
Test Engineer	Allen Zou	Test Date	2021/11/04~2021/11/13
Test Band	LTE Band 7_1RB_QPSK		

Frequency (MHz)	Reading Level (dBμV)	Factor (dB/m)	Measure Level(dBμV/m)	Limit (dBμV/m)	Margin (dB)	Detector	Polarization
Low Channel							
69.77	20.34	15.60	35.94	70.30	-34.36	Peak	Horizontal
936.47	2.57	30.04	32.61	70.30	-37.69	Peak	Horizontal
66.86	20.26	16.19	36.45	70.30	-33.85	Peak	Vertical
949.08	1.73	30.18	31.91	70.30	-38.39	Peak	Vertical
14387.50	46.29	1.76	48.05	70.30	-22.25	Peak	Horizontal
17303.00	45.18	4.71	49.89	70.30	-20.41	Peak	Horizontal
16767.50	44.93	4.75	49.68	70.30	-20.62	Peak	Vertical
17957.50	45.16	5.41	50.57	70.30	-19.73	Peak	Vertical
Middle Channel							
69.29	19.76	15.70	35.46	70.30	-34.84	Peak	Horizontal
913.67	2.27	29.63	31.90	70.30	-38.40	Peak	Horizontal
30.00	17.89	16.37	34.26	70.30	-36.04	Peak	Vertical
67.35	20.78	16.10	36.88	70.30	-33.42	Peak	Vertical
15722.00	45.64	2.85	48.49	70.30	-21.81	Peak	Horizontal
17286.00	44.74	4.81	49.55	70.30	-20.75	Peak	Horizontal
16376.50	44.88	4.34	49.22	70.30	-21.08	Peak	Vertical
17379.50	44.61	4.96	49.57	70.30	-20.73	Peak	Vertical
High Channel							
69.77	20.24	15.60	35.84	70.30	-34.46	Peak	Horizontal
812.31	3.49	28.68	32.17	70.30	-38.13	Peak	Horizontal
30.00	18.63	16.37	35.00	70.30	-35.30	Peak	Vertical
67.35	19.98	16.10	36.08	70.30	-34.22	Peak	Vertical
14948.50	45.29	2.28	47.57	70.30	-22.73	Peak	Horizontal
16954.50	45.51	4.41	49.92	70.30	-20.38	Peak	Horizontal
14549.00	45.61	1.92	47.53	70.30	-22.77	Peak	Vertical
16402.00	44.92	4.31	49.23	70.30	-21.07	Peak	Vertical

Note: Measure Level (dBμV/m) = Reading Level (dBμV) + Factor (dB/m).

Factor (dB/m) = Cable Loss (dB) + Antenna Factor (dB/m)

Product	LTE Module	Test Site	SIP-AC2
Test Engineer	Allen Zou	Test Date	2021/11/04~2021/11/13
Test Band	LTE Band 12, 1RB, QPSK		

Frequency (MHz)	Reading Level (dBμV)	Factor (dB/m)	Measure Level(dBμV/m)	Limit (dBμV/m)	Margin (dB)	Detector	Polarization
Low Channel							
819.10	22.05	28.63	50.68	82.30	-31.62	Peak	Horizontal
976.24	22.35	29.90	52.25	82.30	-30.05	Peak	Horizontal
812.31	21.64	28.68	50.32	82.30	-31.98	Peak	Vertical
948.59	22.38	30.18	52.56	82.30	-29.74	Peak	Vertical
16147.00	44.92	4.05	48.97	82.30	-33.33	Peak	Horizontal
17490.00	44.64	5.06	49.70	82.30	-32.60	Peak	Horizontal
15764.50	45.65	3.11	48.76	82.30	-33.54	Peak	Vertical
17541.00	45.70	5.09	50.79	82.30	-31.51	Peak	Vertical
Middle Channel							
860.32	22.65	28.44	51.09	82.30	-31.21	Peak	Horizontal
977.21	22.46	29.88	52.34	82.30	-29.96	Peak	Horizontal
872.93	22.88	28.92	51.80	82.30	-30.50	Peak	Vertical
939.86	21.97	30.05	52.02	82.30	-30.28	Peak	Vertical
16147.00	45.24	4.05	49.29	82.30	-33.01	Peak	Horizontal
18000.00	44.53	5.63	50.16	82.30	-32.14	Peak	Horizontal
15756.00	45.10	3.35	48.45	82.30	-33.85	Peak	Vertical
17456.00	44.97	4.90	49.87	82.30	-32.43	Peak	Vertical
High Channel							
806.00	22.28	28.67	50.95	82.30	-31.35	Peak	Horizontal
923.86	22.24	29.85	52.09	82.30	-30.21	Peak	Horizontal
882.15	22.21	29.16	51.37	82.30	-30.93	Peak	Vertical
968.96	22.33	29.95	52.28	82.30	-30.02	Peak	Vertical
16283.00	45.64	3.38	49.02	82.30	-33.28	Peak	Horizontal
17541.00	44.10	5.09	49.19	82.30	-33.11	Peak	Horizontal
16478.50	45.22	4.43	49.65	82.30	-32.65	Peak	Vertical
17694.00	44.98	5.20	50.18	82.30	-32.12	Peak	Vertical

Note: Measure Level (dBμV/m) = Reading Level (dBμV) + Factor (dB/m).

Factor (dB/m) = Cable Loss (dB) + Antenna Factor (dB/m)

Product	LTE Module	Test Site	SIP-AC2
Test Engineer	Allen Zou	Test Date	2021/11/04~2021/11/13
Test Band	LTE Band 13, 1RB, QPSK		

Frequency (MHz)	Reading Level (dBμV)	Factor (dB/m)	Measure Level(dBμV/m)	Limit (dBμV/m)	Margin (dB)	Detector	Polarization
Low Channel							
933.07	21.76	30.01	51.77	82.30	-30.53	Peak	Horizontal
997.58	21.73	30.00	51.73	82.30	-30.57	Peak	Horizontal
876.81	23.10	29.07	52.17	82.30	-30.13	Peak	Vertical
972.84	21.51	29.92	51.43	82.30	-30.87	Peak	Vertical
1595.00	49.21	-18.58	30.63	55.30	-24.67	Peak	Horizontal
17184.00	44.99	4.29	49.28	82.30	-33.02	Peak	Horizontal
1586.50	48.34	-18.61	29.73	55.30	-25.57	Peak	Vertical
16733.50	44.91	4.38	49.29	82.30	-33.01	Peak	Vertical
Middle Channel							
880.69	22.66	29.16	51.82	82.30	-30.48	Peak	Horizontal
977.21	22.47	29.88	52.35	82.30	-29.95	Peak	Horizontal
843.83	22.54	28.27	50.81	82.30	-31.49	Peak	Vertical
964.60	22.15	29.99	52.14	82.30	-30.16	Peak	Vertical
1586.50	47.84	-18.61	29.23	55.30	-26.07	Peak	Horizontal
16385.00	44.57	4.57	49.14	82.30	-33.16	Peak	Horizontal
1586.50	47.96	-18.61	29.35	55.30	-25.95	Peak	Vertical
16844.00	45.51	4.46	49.97	82.30	-32.33	Peak	Vertical
High Channel							
897.18	21.94	29.25	51.19	82.30	-31.11	Peak	Horizontal
964.11	22.38	29.99	52.37	82.30	-29.93	Peak	Horizontal
724.52	22.04	27.22	49.26	82.30	-33.04	Peak	Vertical
952.96	22.33	30.16	52.49	82.30	-29.81	Peak	Vertical
1603.50	49.10	-18.50	30.60	55.30	-24.70	Peak	Horizontal
17473.00	45.50	5.00	50.50	82.30	-31.80	Peak	Horizontal
1595.00	48.80	-18.60	30.20	55.30	-25.10	Peak	Vertical
17881.00	45.30	5.30	50.60	82.30	-31.70	Peak	Vertical

Note: Measure Level (dBμV/m) = Reading Level (dBμV) + Factor (dB/m).

Factor (dB/m) = Cable Loss (dB) + Antenna Factor (dB/m)

Product	LTE Module	Test Site	SIP-AC2
Test Engineer	Allen Zou	Test Date	2021/11/04~2021/11/13
Test Band	LTE Band 17, 1RB, QPSK		

Frequency (MHz)	Reading Level (dBμV)	Factor (dB/m)	Measure Level(dBμV/m)	Limit (dBμV/m)	Margin (dB)	Detector	Polarization
Low Channel							
886.51	22.11	29.15	51.26	82.30	-31.04	Peak	Horizontal
988.85	21.98	29.82	51.80	82.30	-30.50	Peak	Horizontal
802.12	22.00	28.58	50.58	82.30	-31.72	Peak	Vertical
937.92	21.62	30.05	51.67	82.30	-30.63	Peak	Vertical
13877.50	47.44	0.48	47.92	82.30	-34.38	Peak	Horizontal
16767.50	45.14	4.75	49.89	82.30	-32.41	Peak	Horizontal
13945.50	47.76	0.62	48.38	82.30	-33.92	Peak	Vertical
16750.50	45.31	4.51	49.82	82.30	-32.48	Peak	Vertical
Middle Channel							
804.55	21.82	28.64	50.46	82.30	-31.84	Peak	Horizontal
943.26	22.17	30.09	52.26	82.30	-30.04	Peak	Horizontal
826.86	21.95	28.53	50.48	82.30	-31.82	Peak	Vertical
961.69	22.98	30.02	53.00	82.30	-29.30	Peak	Vertical
16257.50	45.57	3.42	48.99	82.30	-33.31	Peak	Horizontal
17439.00	45.21	4.96	50.17	82.30	-32.13	Peak	Horizontal
14549.00	45.53	1.92	47.45	82.30	-34.85	Peak	Vertical
17490.00	45.05	5.06	50.11	82.30	-32.19	Peak	Vertical
High Channel							
877.30	22.28	29.08	51.36	82.30	-30.94	Peak	Horizontal
961.69	22.98	30.02	53.00	82.30	-29.30	Peak	Horizontal
807.46	22.51	28.69	51.20	82.30	-31.10	Peak	Vertical
974.78	22.93	29.91	52.84	82.30	-29.46	Peak	Vertical
14404.50	45.86	1.64	47.50	82.30	-34.80	Peak	Horizontal
17464.50	45.13	4.95	50.08	82.30	-32.22	Peak	Horizontal
14515.00	45.81	1.74	47.55	82.30	-34.75	Peak	Vertical
17260.50	45.51	4.48	49.99	82.30	-32.31	Peak	Vertical

Note: Measure Level (dBμV/m) = Reading Level (dBμV) + Factor (dB/m).

Factor (dB/m) = Cable Loss (dB) + Antenna Factor (dB/m)

Product	LTE Module	Test Site	SIP-AC2
Test Engineer	Allen Zou	Test Date	2021/11/04~2021/11/13
Test Band	LTE 41_HPUE, 1RB, QPSK		

Frequency (MHz)	Reading Level (dBμV)	Factor (dB/m)	Measure Level(dBμV/m)	Limit (dBμV/m)	Margin (dB)	Detector	Polarization
Low Channel							
72.20	20.46	15.12	35.58	70.30	-34.72	Peak	Horizontal
969.93	1.30	29.94	31.24	70.30	-39.06	Peak	Horizontal
30.00	22.47	16.37	38.84	70.30	-31.46	Peak	Vertical
70.74	19.85	15.40	35.25	70.30	-35.05	Peak	Vertical
16742.00	45.01	4.36	49.37	70.30	-20.93	Peak	Horizontal
17668.50	44.84	5.34	50.18	70.30	-20.12	Peak	Horizontal
16461.50	45.23	4.43	49.66	70.30	-20.64	Peak	Vertical
17668.50	44.56	5.34	49.90	70.30	-20.40	Peak	Vertical
Middle Channel							
71.23	22.52	15.31	37.83	70.30	-32.47	Peak	Horizontal
893.30	2.34	29.19	31.53	70.30	-38.77	Peak	Horizontal
30.00	23.71	16.37	40.08	70.30	-30.22	Peak	Vertical
69.29	21.06	15.70	36.76	70.30	-33.54	Peak	Vertical
15739.00	44.90	3.33	48.23	70.30	-22.07	Peak	Horizontal
17677.00	43.69	5.61	49.30	70.30	-21.00	Peak	Horizontal
16470.00	44.14	4.60	48.74	70.30	-21.56	Peak	Vertical
17677.00	44.53	5.61	50.14	70.30	-20.16	Peak	Vertical
High Channel							
30.00	16.47	16.37	32.84	70.30	-37.46	Peak	Horizontal
70.74	21.82	15.40	37.22	70.30	-33.08	Peak	Horizontal
30.49	23.68	16.45	40.13	70.30	-30.17	Peak	Vertical
71.23	21.55	15.31	36.86	70.30	-33.44	Peak	Vertical
16487.00	44.80	4.26	49.06	70.30	-21.24	Peak	Horizontal
17847.00	44.84	5.38	50.22	70.30	-20.08	Peak	Horizontal
15739.00	44.87	3.33	48.20	70.30	-22.10	Peak	Vertical
17677.00	44.04	5.61	49.65	70.30	-20.65	Peak	Vertical

Note: Measure Level (dBμV/m) = Reading Level (dBμV) + Factor (dB/m).

Factor (dB/m) = Cable Loss (dB) + Antenna Factor (dB/m)