## 6dB Bandwidth

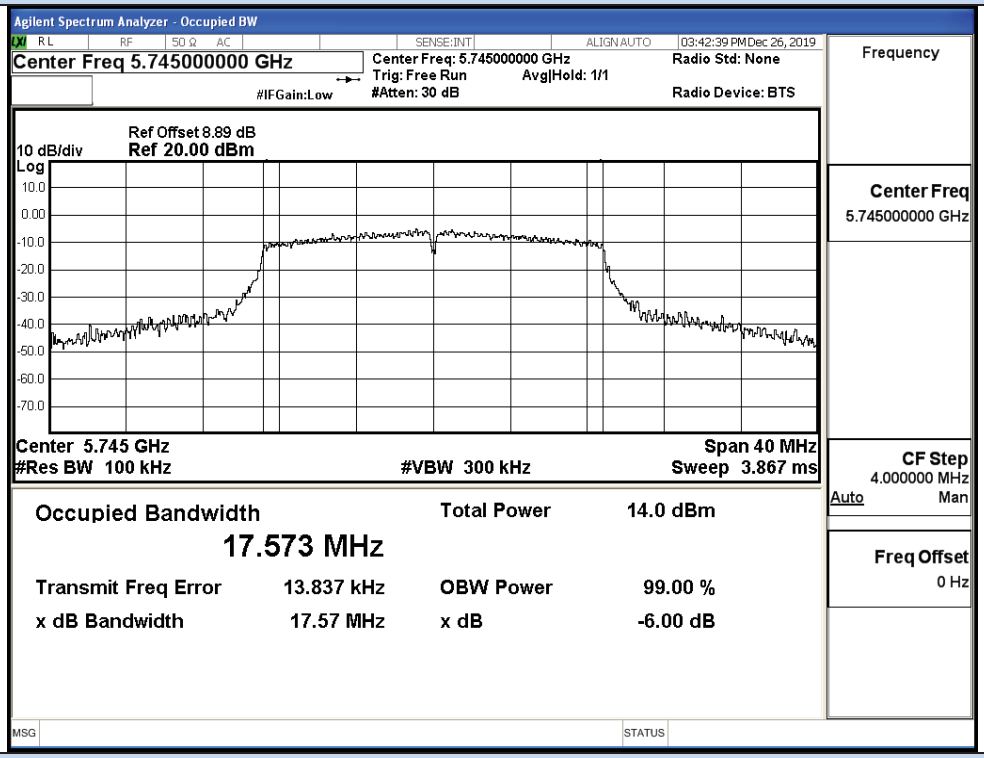


IEEE 802.11n20 / Channel 149 / 5745MHz

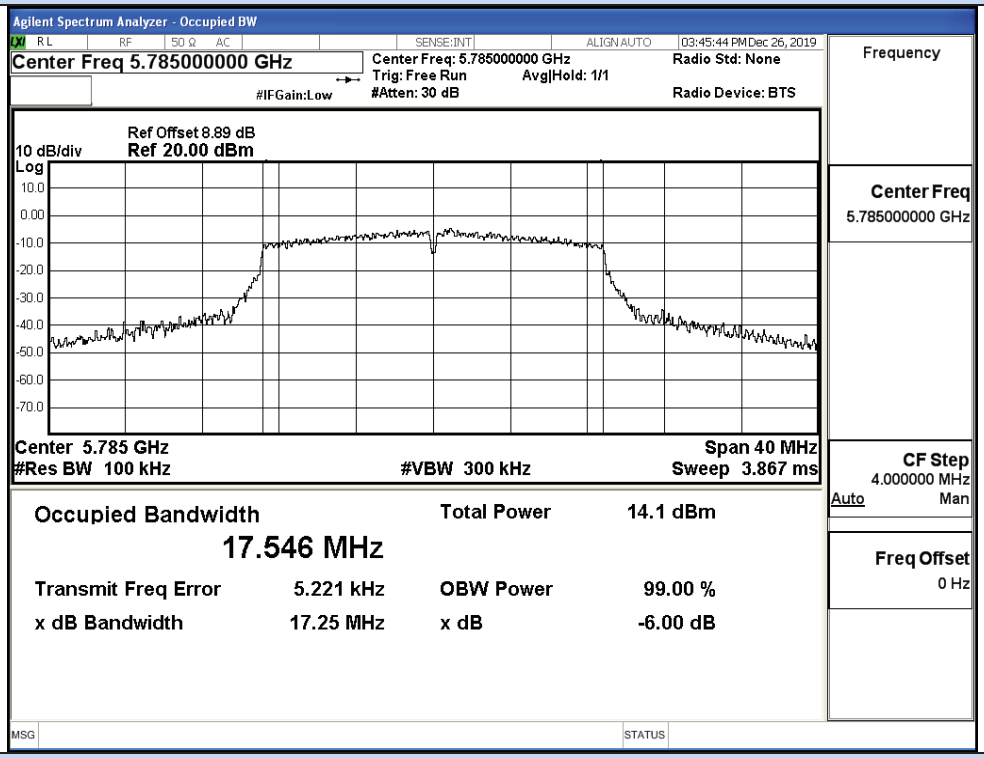


IEEE 802.11n20 / Channel 157 / 5785MHz

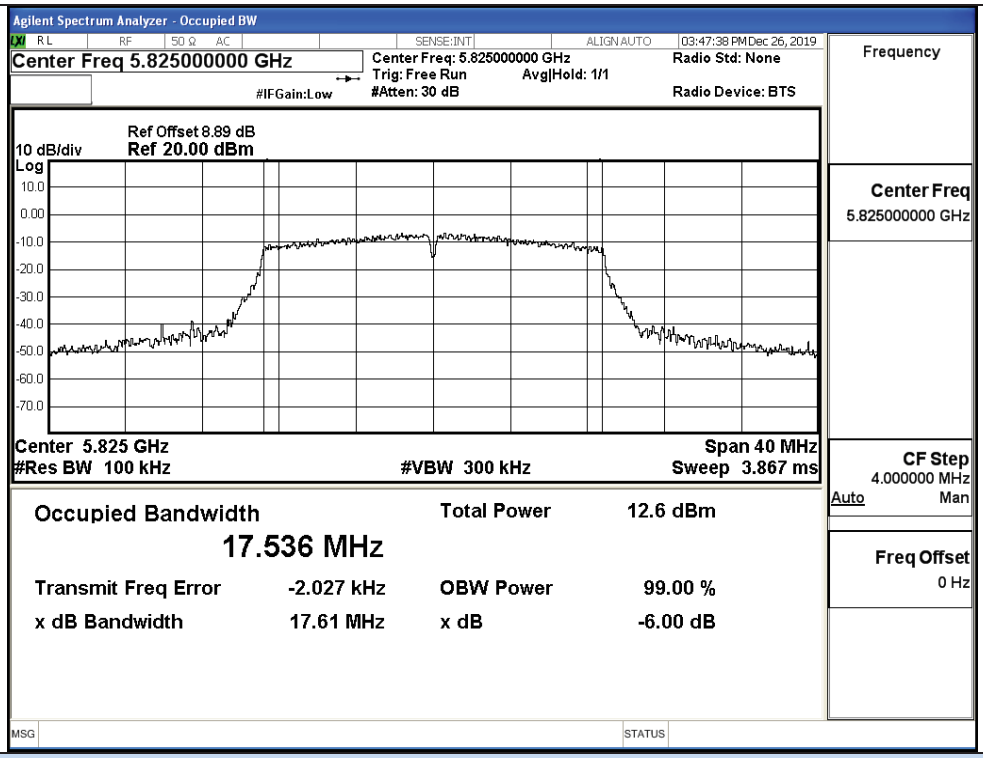


IEEE 802.11n20 / Channel 165 / 5825MHz

26dB Bandwidth

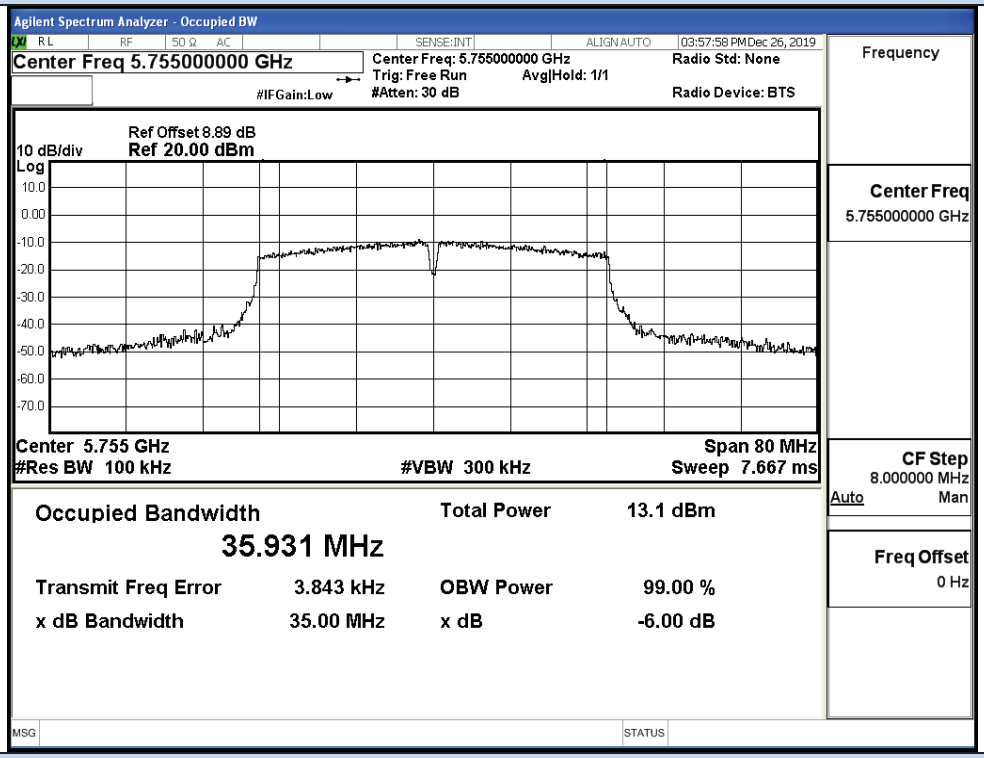


IEEE 802.11n40 / Channel 151 / 5755MHz

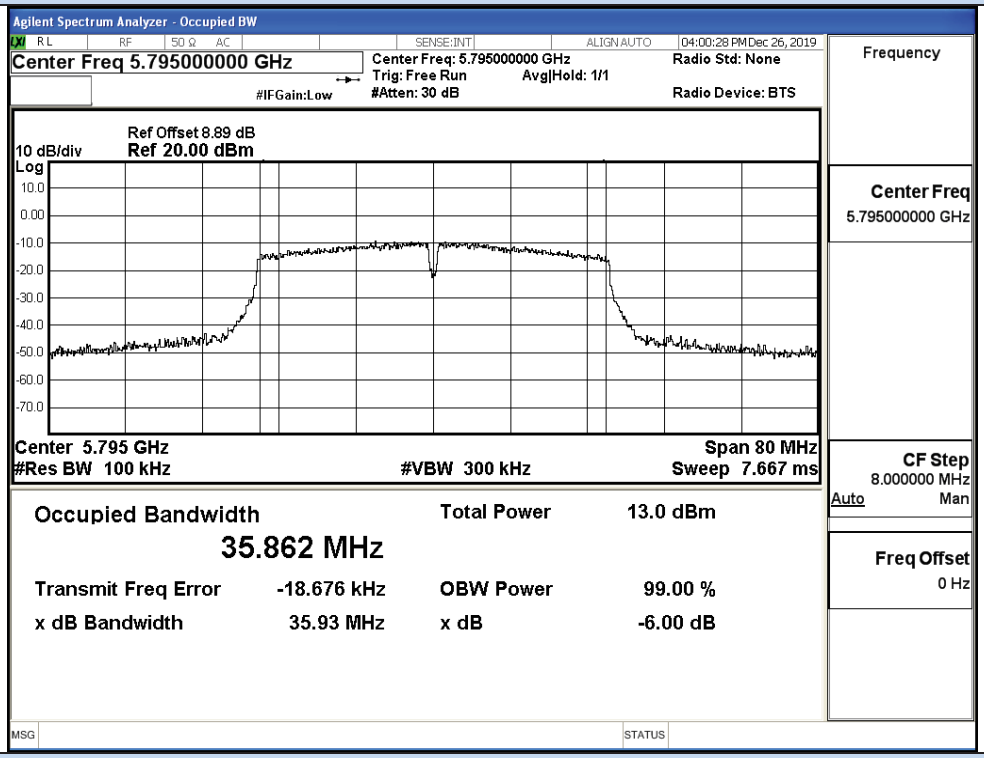


IEEE 802.11n40 / Channel 159 / 5795MHz

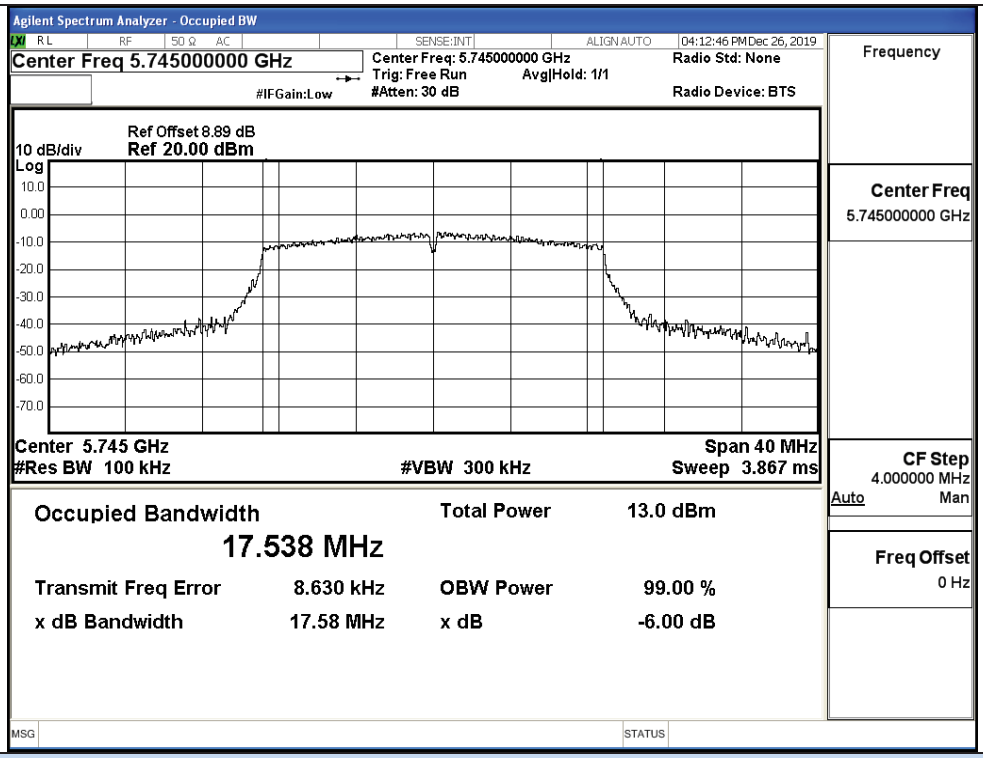


IEEE 802.11ac20 / Channel 149 / 5745MHz

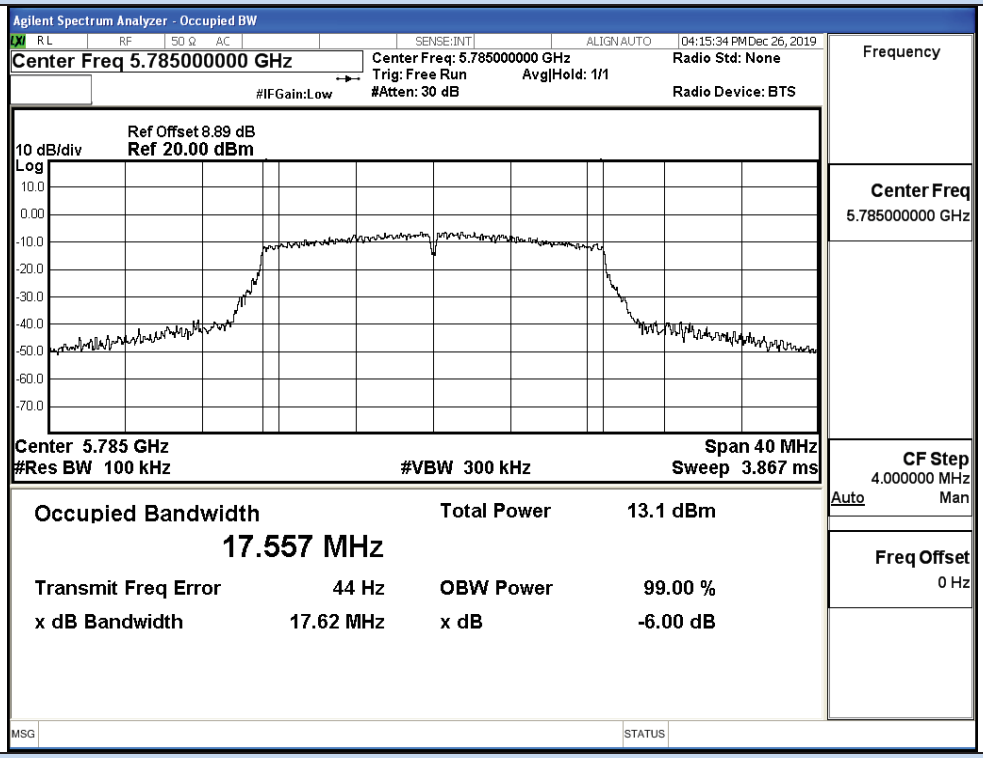


IEEE 802.11ac20 / Channel 157/ 5785MHz

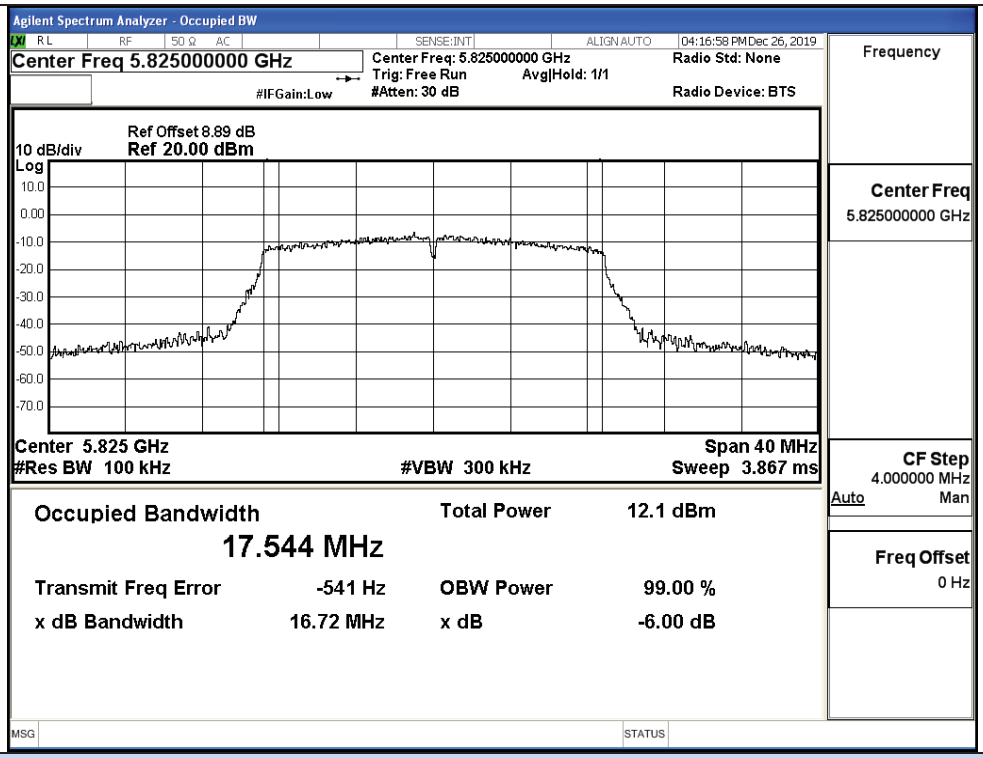


IEEE 802.11ac20 / Channel 165 / 5825MHz

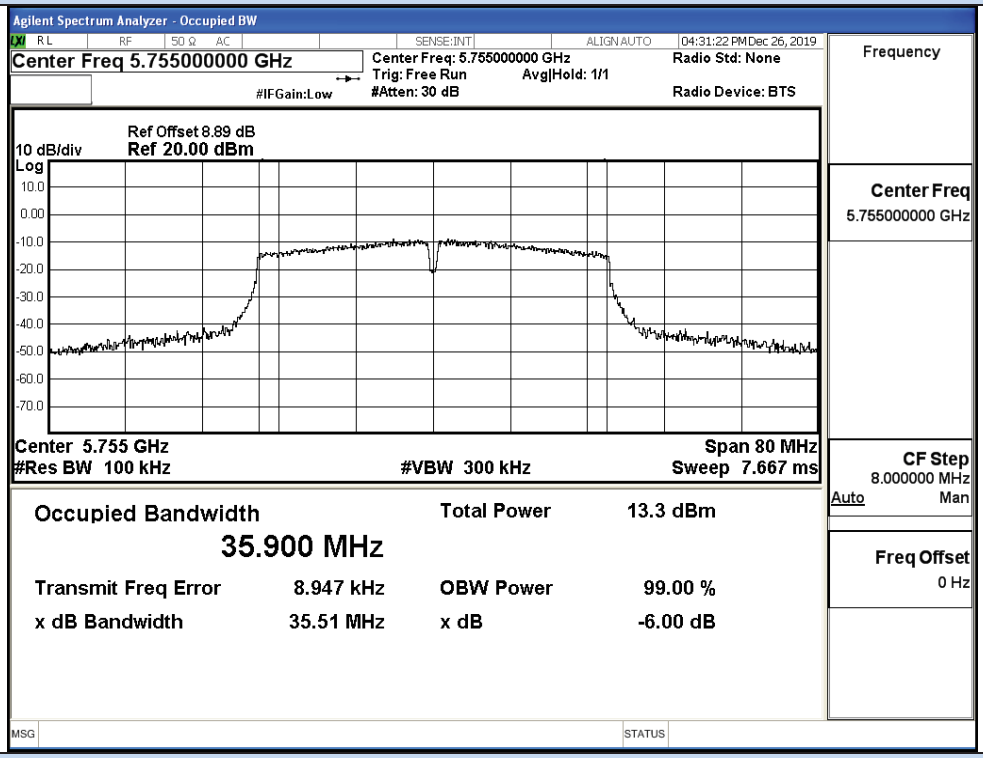


IEEE 802.11ac40 / Channel 151 / 5755MHz

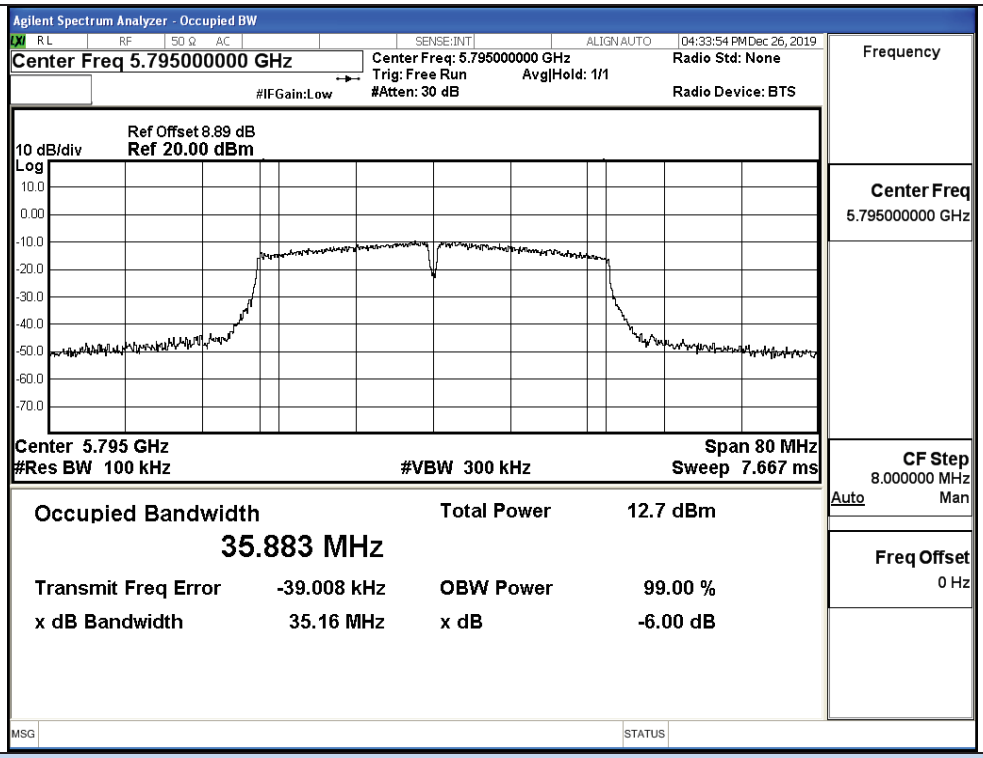


IEEE 802.11ac40 / Channel 159 / 5795MHz

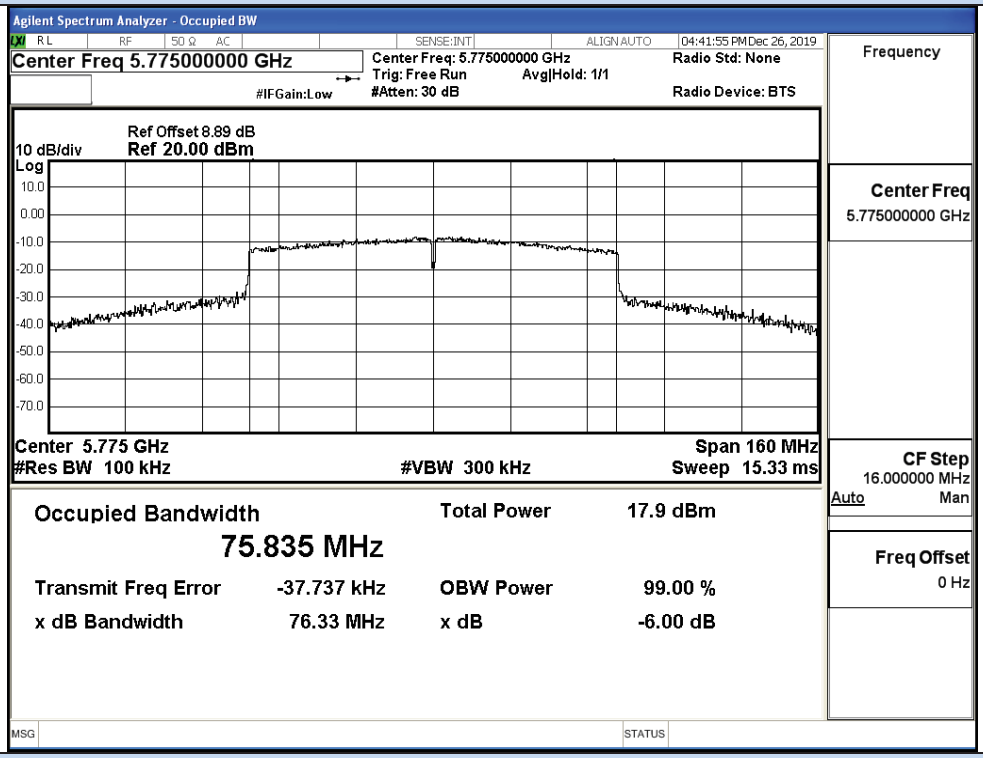


IEEE 802.11ac80 / Channel 155 / 5775MHz

Ant1

| Test Mode | Channel | Frequency (MHz) | 6dB Bandwidth (MHz) | Limit (MHz) | 99% Bandwidth (MHz) | Verdict |
|---|---|---|---|---|---|---|
| 11A | 149 | 5745 | 16.01 | >=0.5 | 19.190 | Pass |
| | 157 | 5785 | 16.34 | | 16.363 | Pass |
| | 165 | 5825 | 16.34 | | 16.362 | Pass |
| 11N20 SISO | 149 | 5745 | 17.59 | >=0.5 | 17.550 | Pass |
| | 157 | 5785 | 17.59 | | 17.544 | Pass |
| | 165 | 5825 | 17.58 | | 17.542 | Pass |
| 11N40 SISO | 151 | 5755 | 35.56 | >=0.5 | 35.890 | Pass |
| | 159 | 5795 | 35.73 | | 35.883 | Pass |
| 11AC20S ISO | 149 | 5745 | 17.57 | >=0.5 | 17.543 | Pass |
| | 157 | 5785 | 17.59 | | 17.552 | Pass |
| | 165 | 5825 | 17.57 | | 16.526 | Pass |
| 11AC40S ISO | 151 | 5755 | 35.50 | >=0.5 | 35.893 | Pass |
| | 159 | 5795 | 35.69 | | 35.911 | Pass |
| 11AC80S ISO | 155 | 5775 | 75.84 | >=0.5 | 75.332 | Pass |

6dB Bandwidth

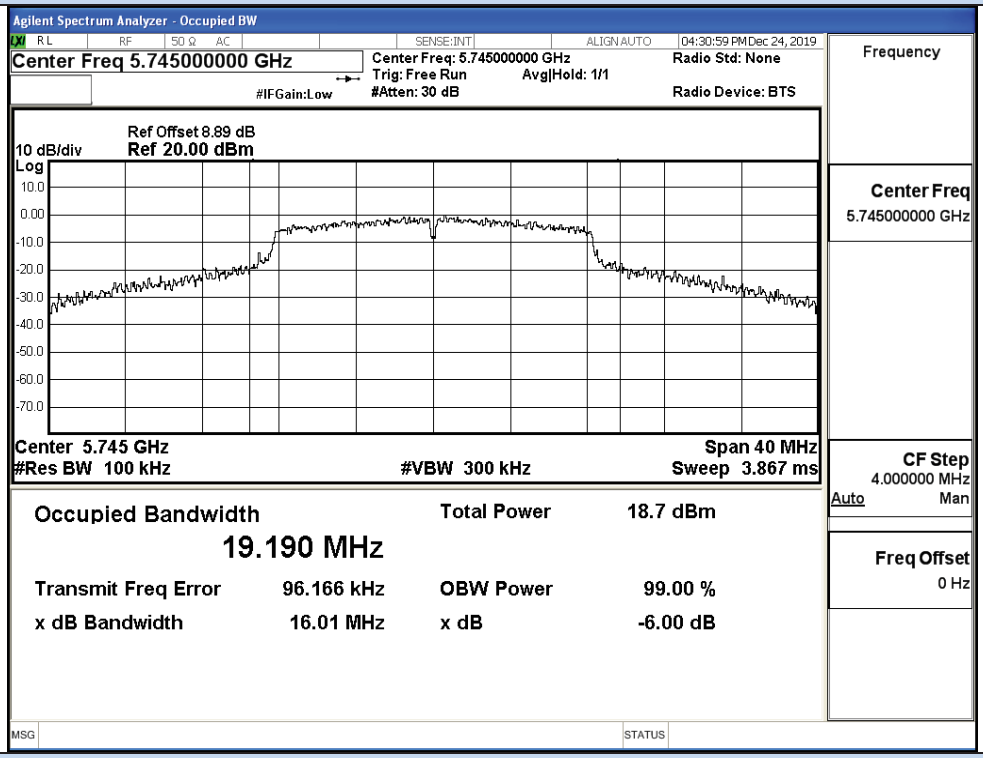


IEEE 802.11a / Channel 149 / 5745MHz

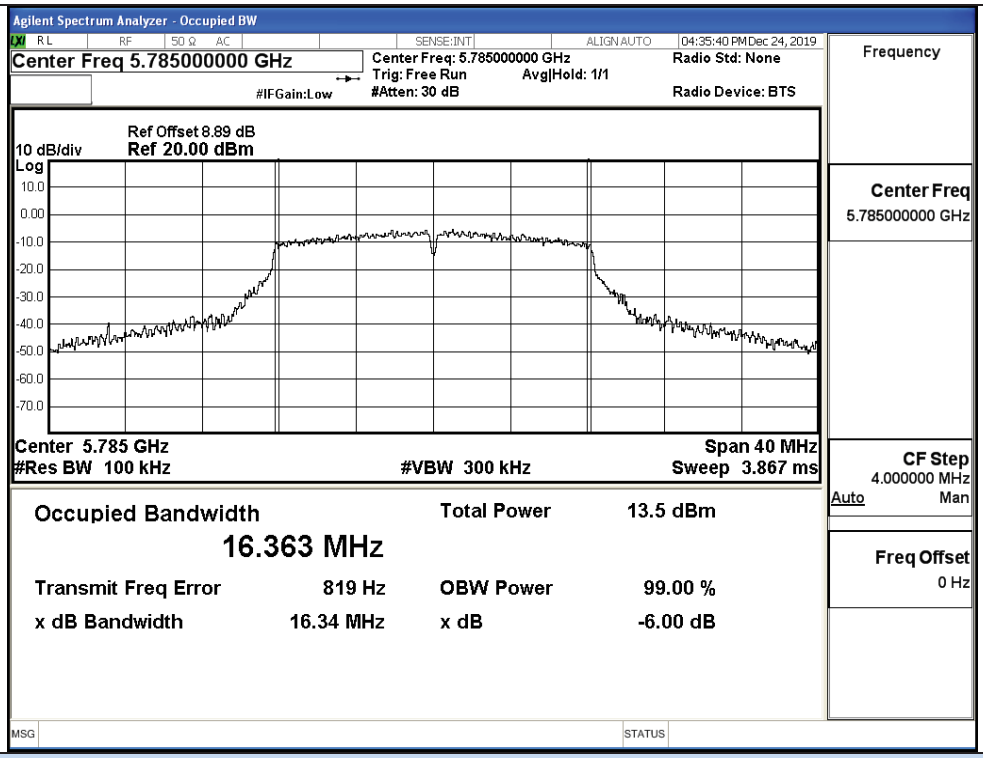


IEEE 802.11a / Channel 157 / 5785MHz

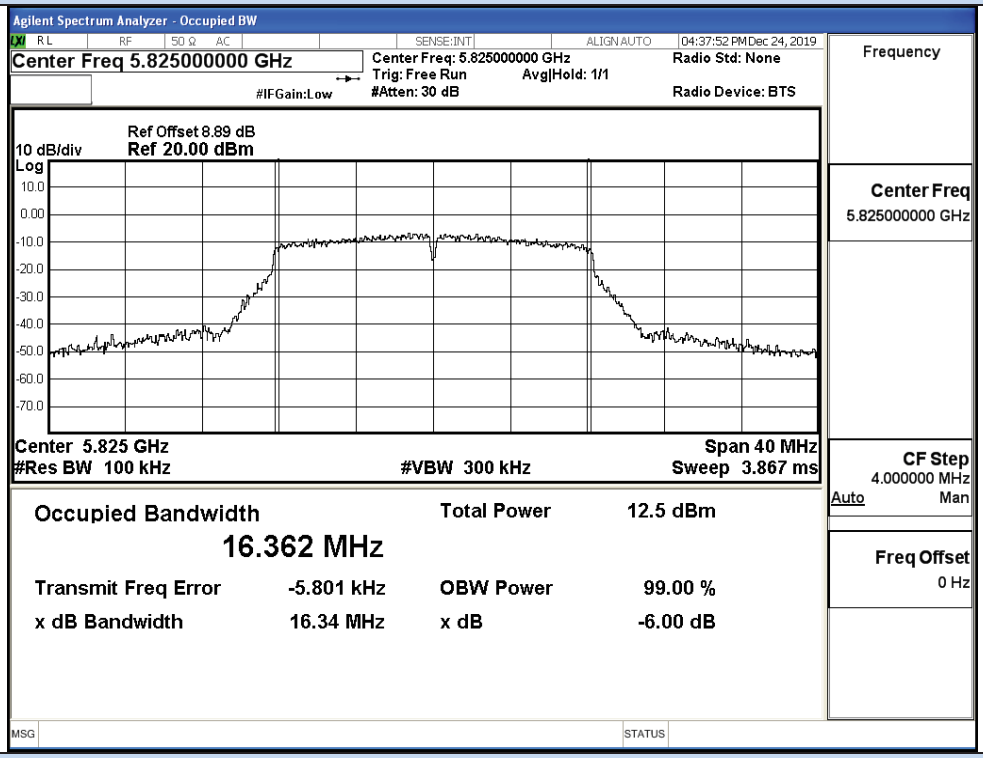


IEEE 802.11a / Channel 165 / 5825MHz

## 6dB Bandwidth

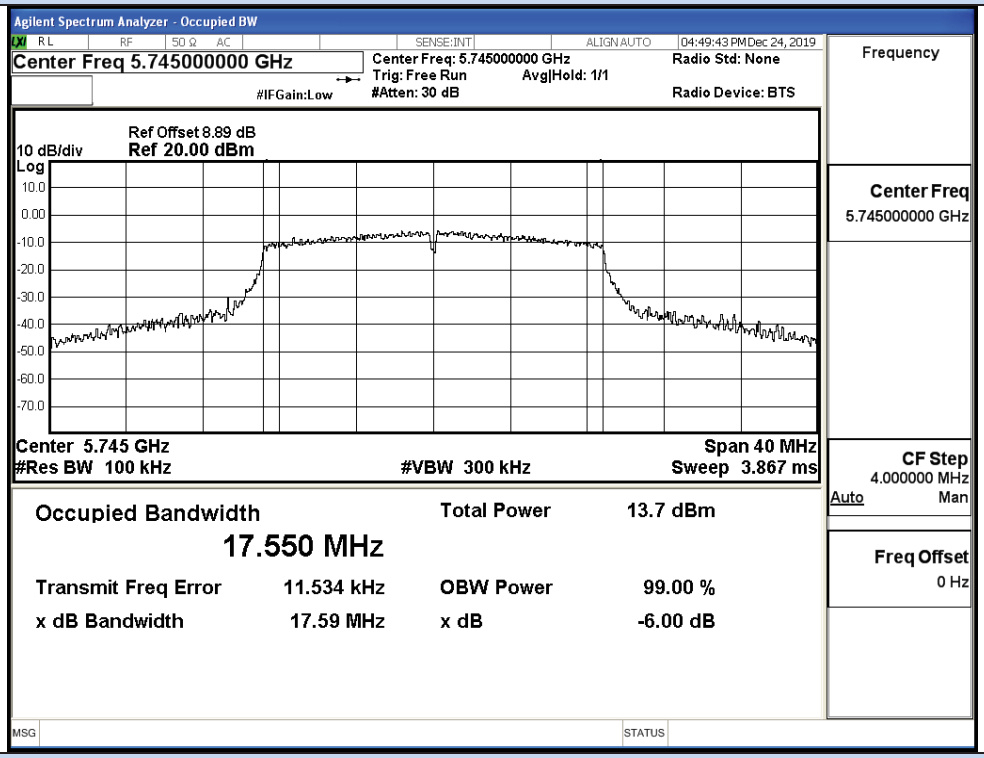


## IEEE 802.11n20 / Channel 149 / 5745MHz

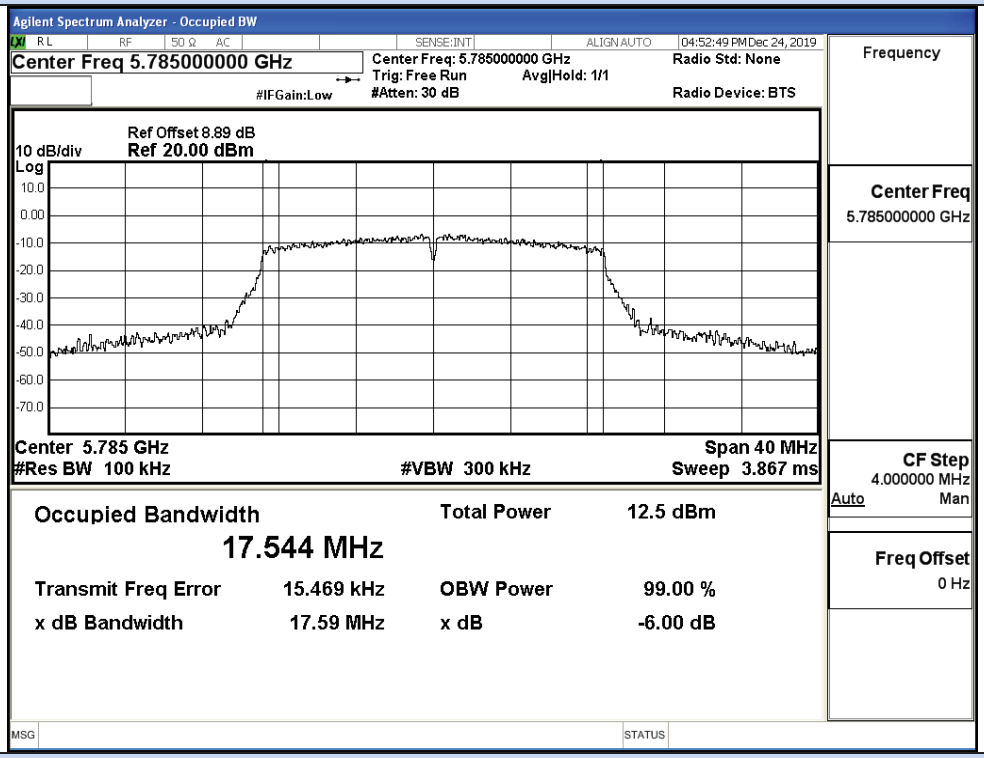


## IEEE 802.11n20 / Channel 157 / 5785MHz

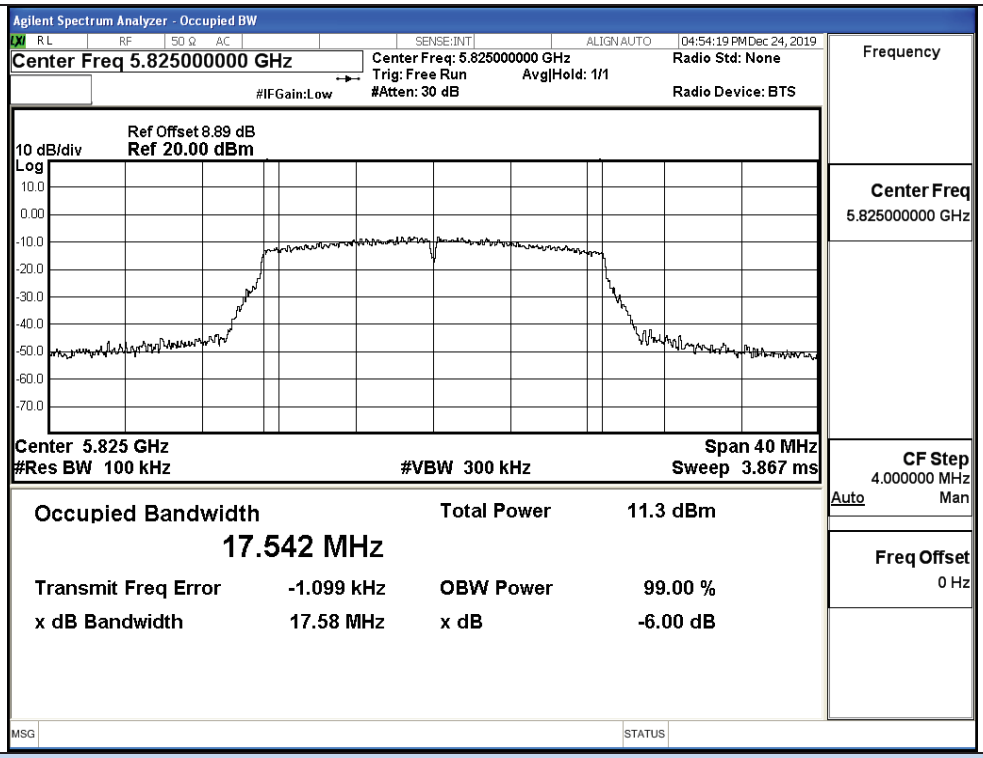


IEEE 802.11n20 / Channel 165 / 5825MHz

26dB Bandwidth

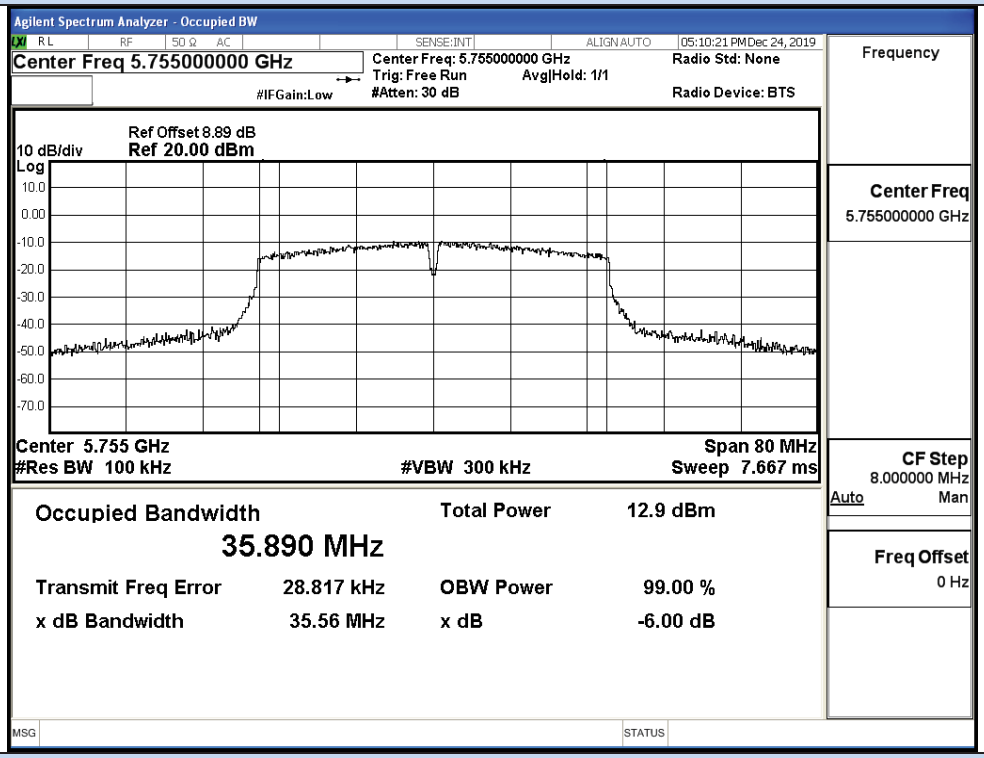


IEEE 802.11n40 / Channel 151 / 5755MHz

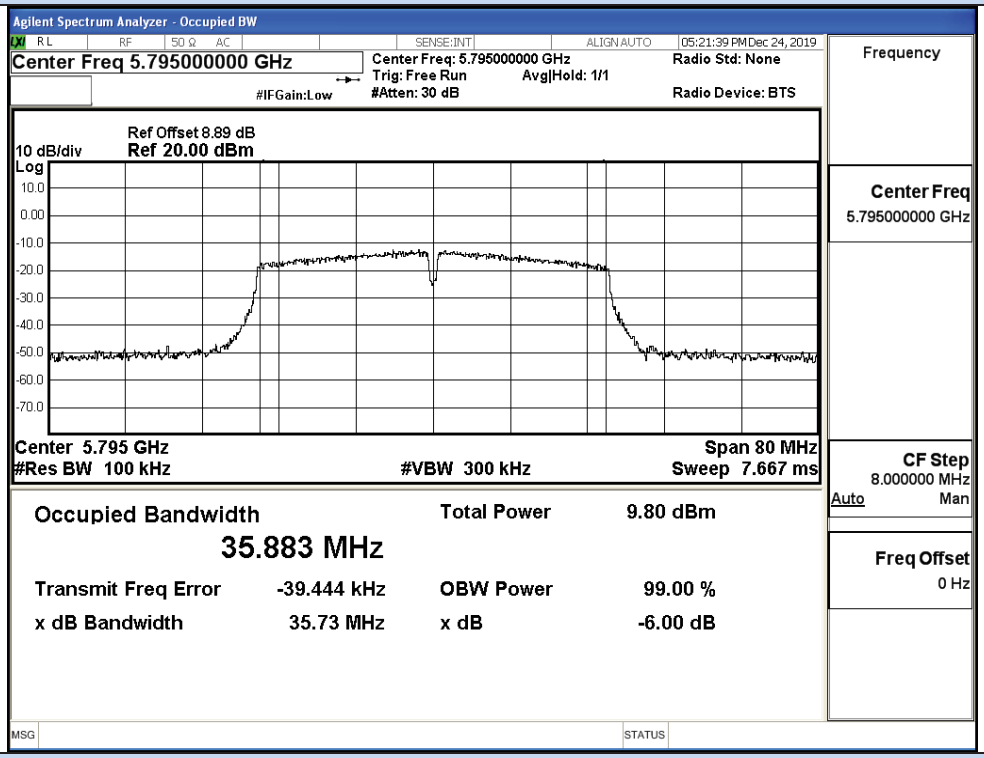


IEEE 802.11n40 / Channel 159 / 5795MHz

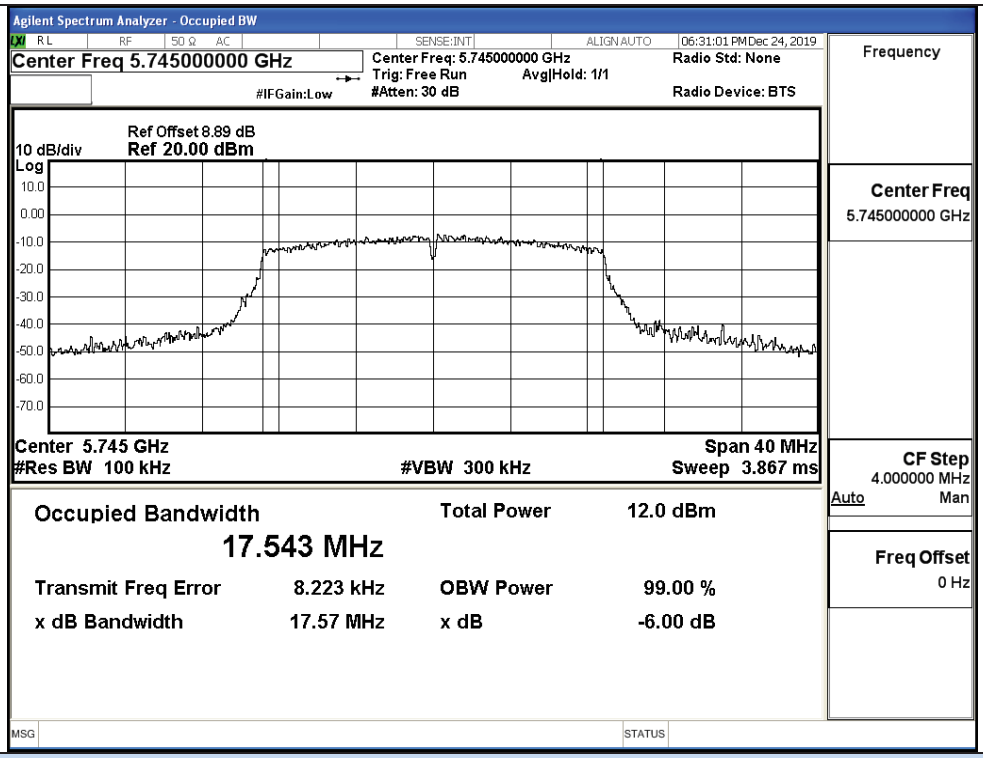


IEEE 802.11ac20 / Channel 149 / 5745MHz

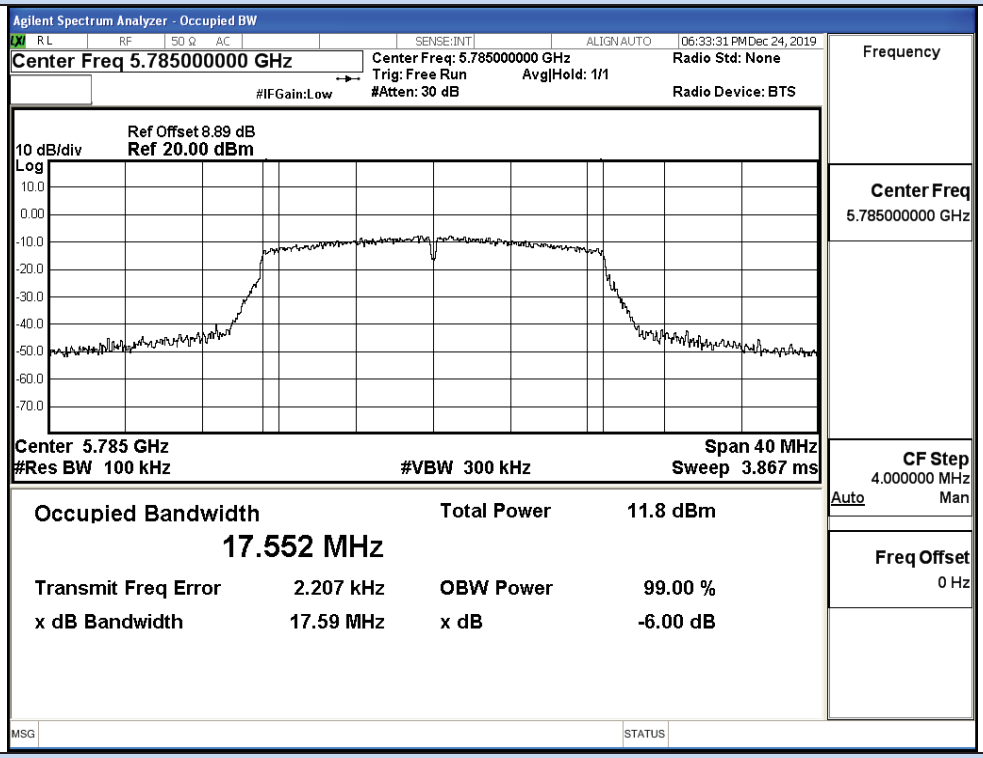


IEEE 802.11ac20 / Channel 157/ 5785MHz

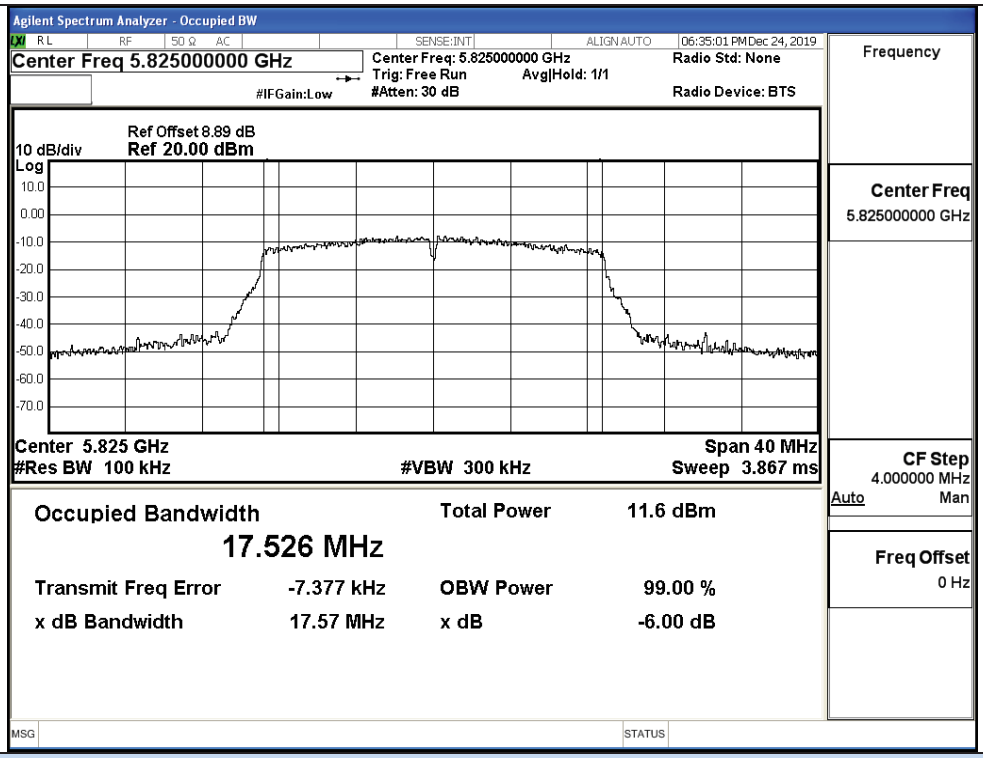


IEEE 802.11ac20 / Channel 165 / 5825MHz

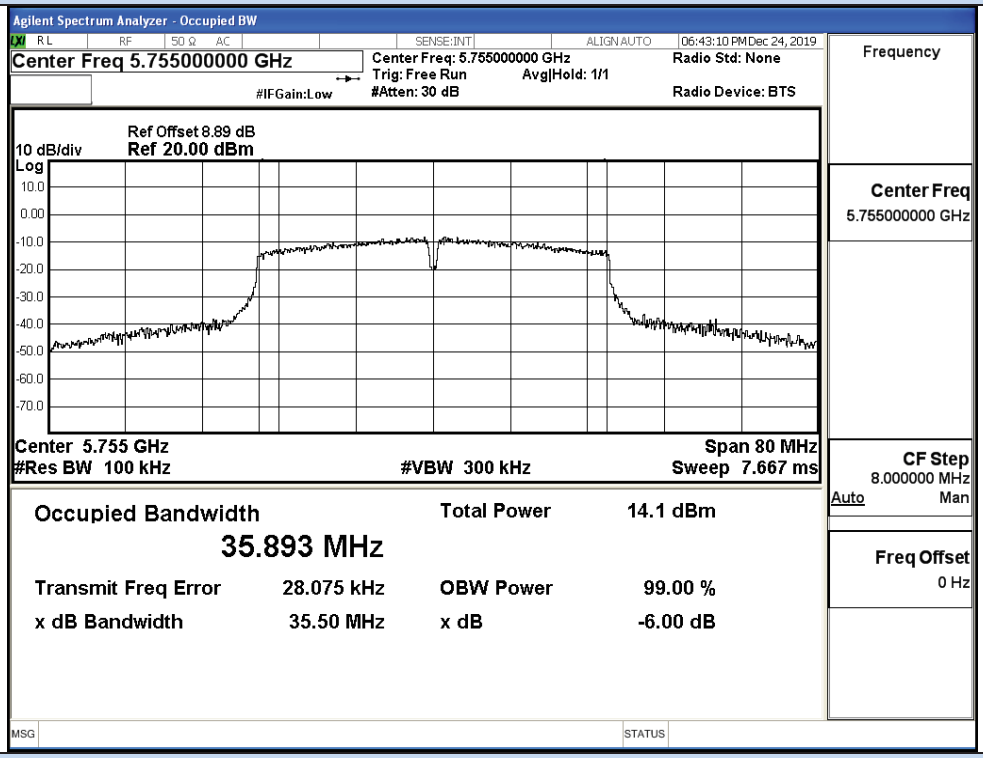


IEEE 802.11ac40 / Channel 151 / 5755MHz

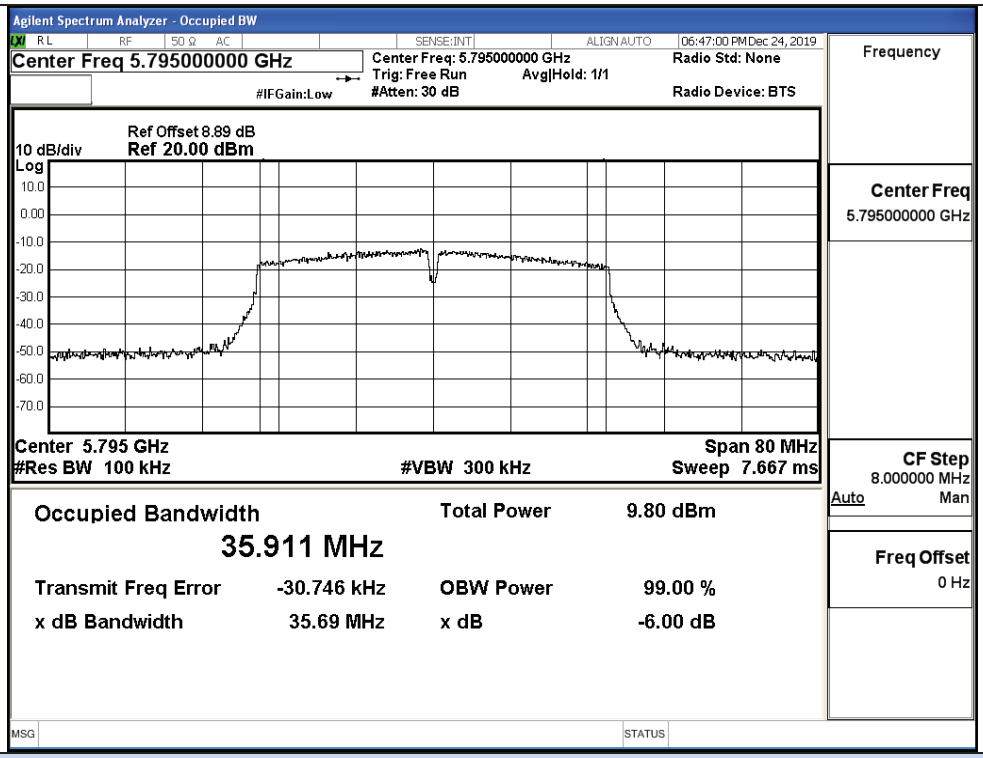


IEEE 802.11ac40 / Channel 159 / 5795MHz

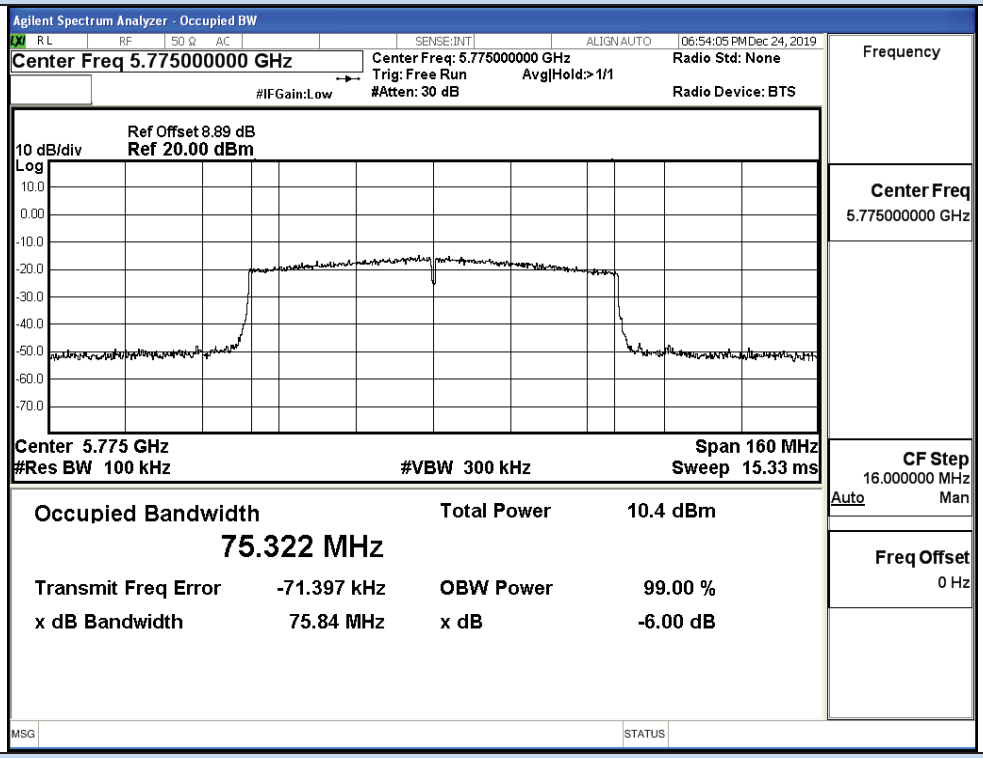


IEEE 802.11ac80 / Channel 155 / 5775MHz

Ant0+1

| Test Mode | Channel | Frequency (MHz) | 6dB Bandwidth (MHz) | Limit (MHz) | 99% Bandwidth (MHz) | Verdict |
|---|---|---|---|---|---|---|
| 11N20 SISO | 149 | 5745 | 17.61 | >=0.5 | 17.558 | Pass |
| | 157 | 5785 | 17.33 | | 17.544 | Pass |
| | 165 | 5825 | 17.58 | | 17.534 | Pass |
| 11N40 SISO | 151 | 5755 | 35.93 | >=0.5 | 35.889 | Pass |
| | 159 | 5795 | 35.98 | | 35.876 | Pass |
| 11AC20S ISO | 149 | 5745 | 17.40 | >=0.5 | 17.529 | Pass |
| | 157 | 5785 | 17.56 | | 17.540 | Pass |
| | 165 | 5825 | 17.61 | | 17.547 | Pass |
| 11AC40S ISO | 151 | 5755 | 35.91 | >=0.5 | 35.881 | Pass |
| | 159 | 5795 | 34.10 | | 35.869 | Pass |
| 11AC80S ISO | 155 | 5775 | 75.99 | >=0.5 | 75.303 | Pass |

6dB Bandwidth

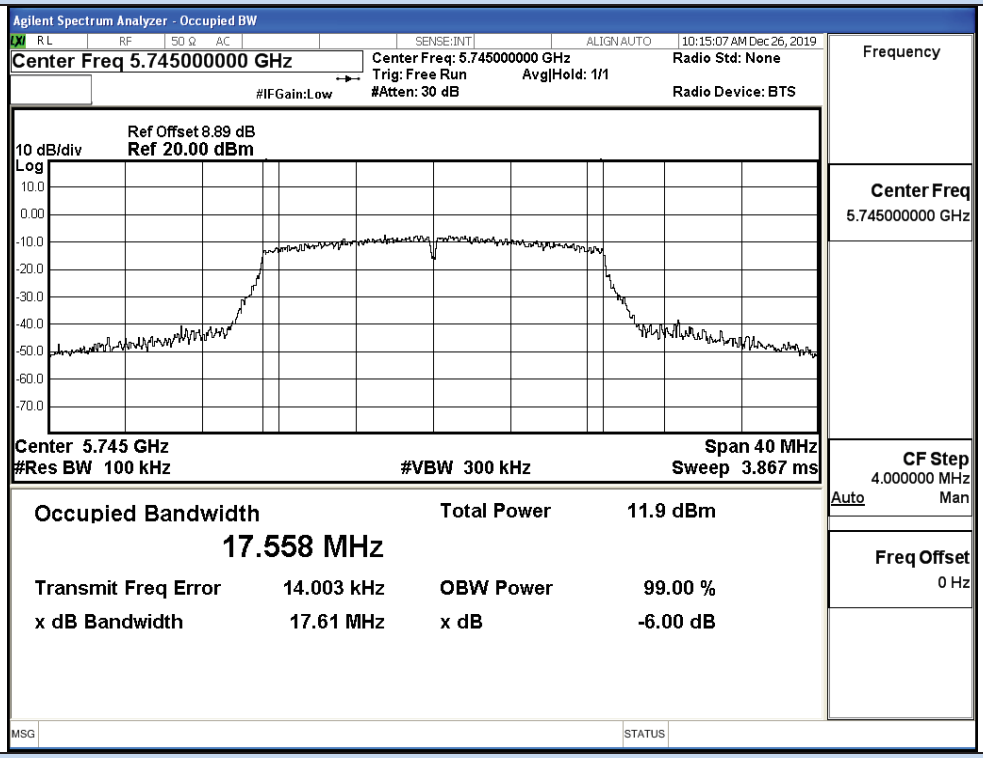


IEEE 802.11n20 / Channel 149 / 5745MHz

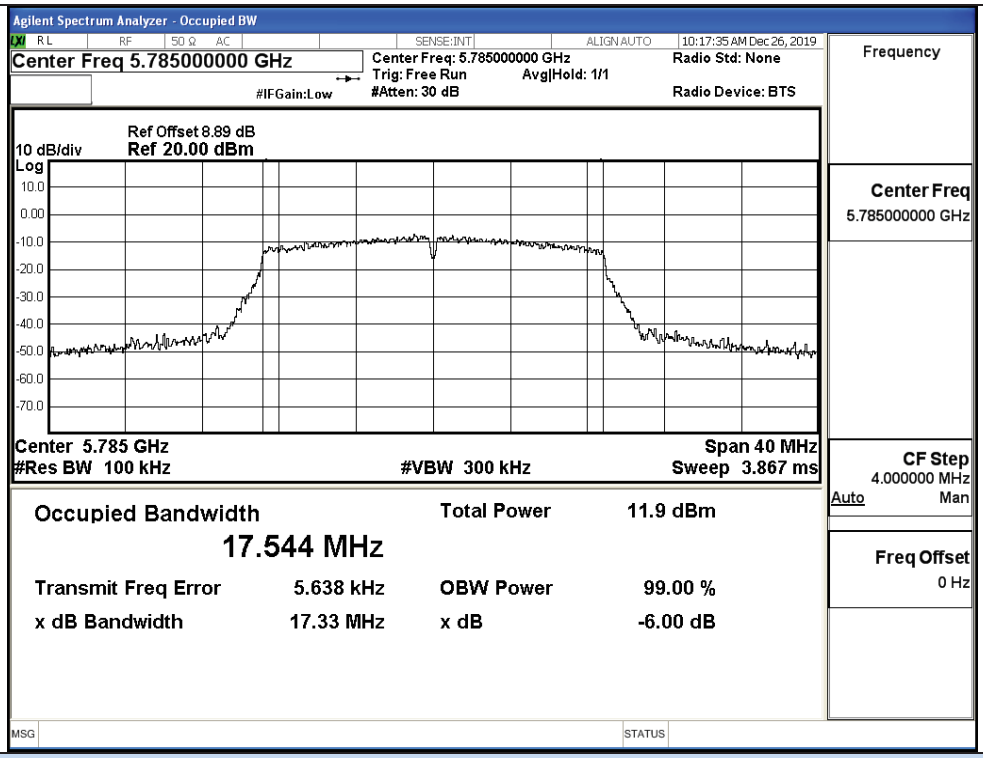


IEEE 802.11n20 / Channel 157 / 5785MHz

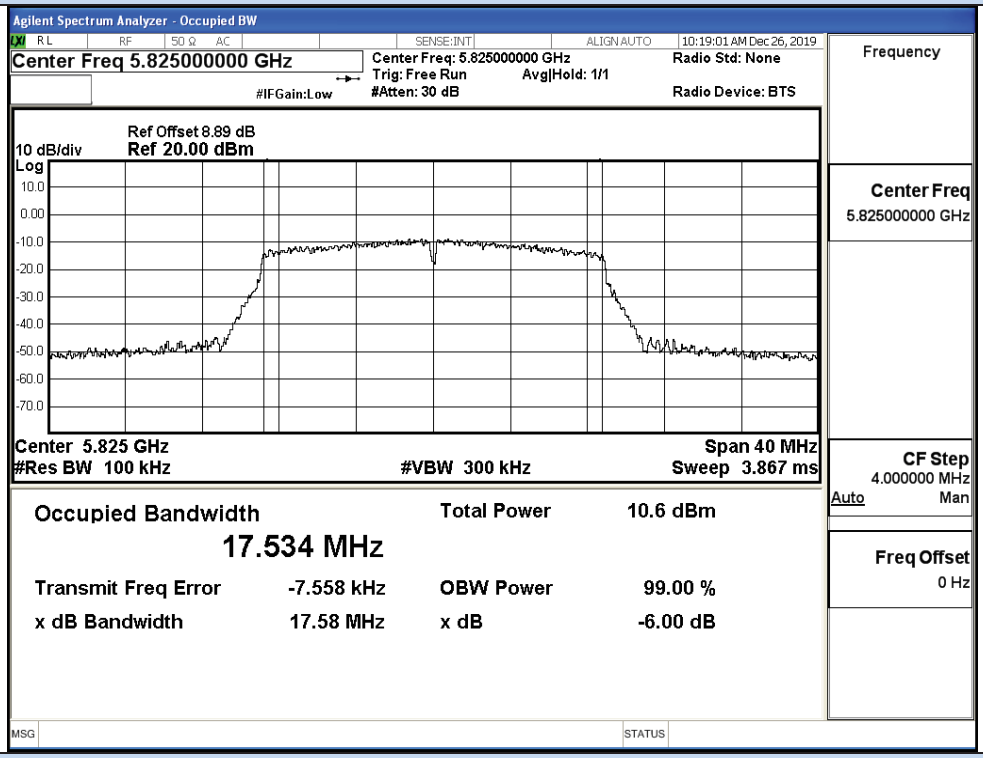


IEEE 802.11n20 / Channel 165 / 5825MHz

26dB Bandwidth

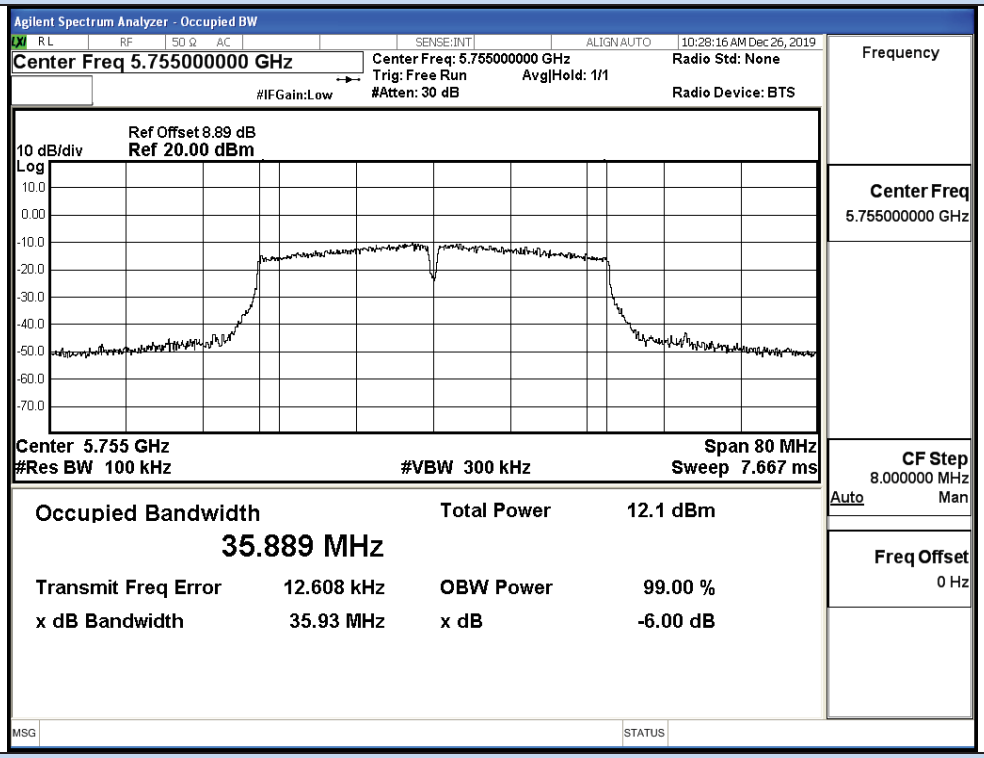


IEEE 802.11n40 / Channel 151 / 5755MHz

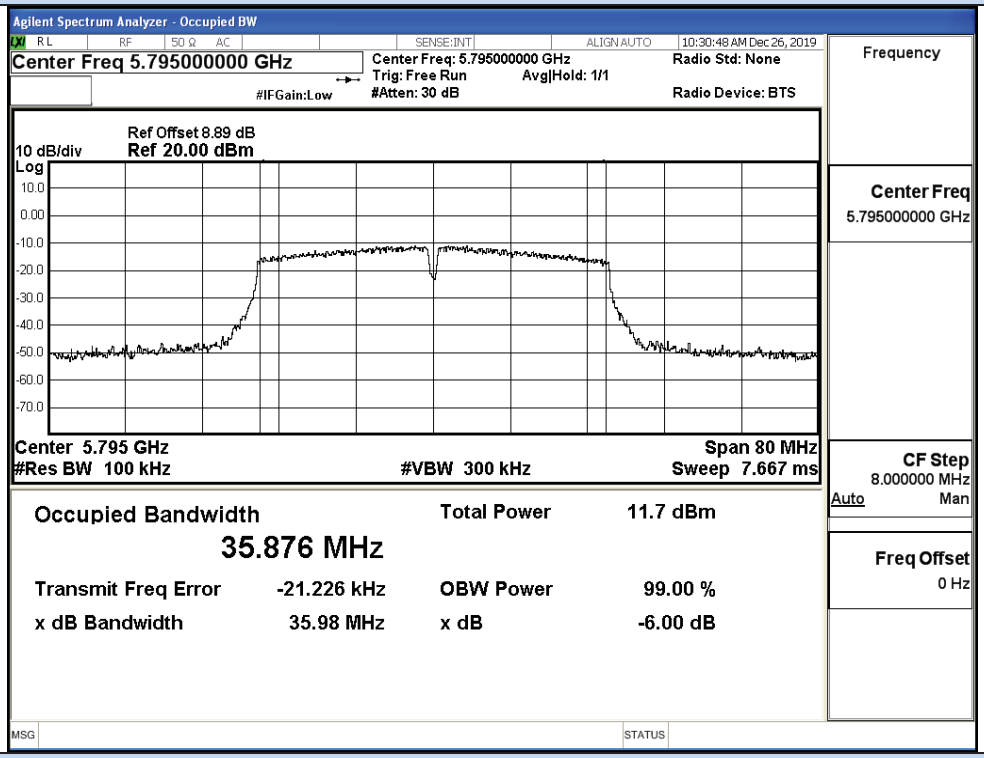


IEEE 802.11n40 / Channel 159 / 5795MHz

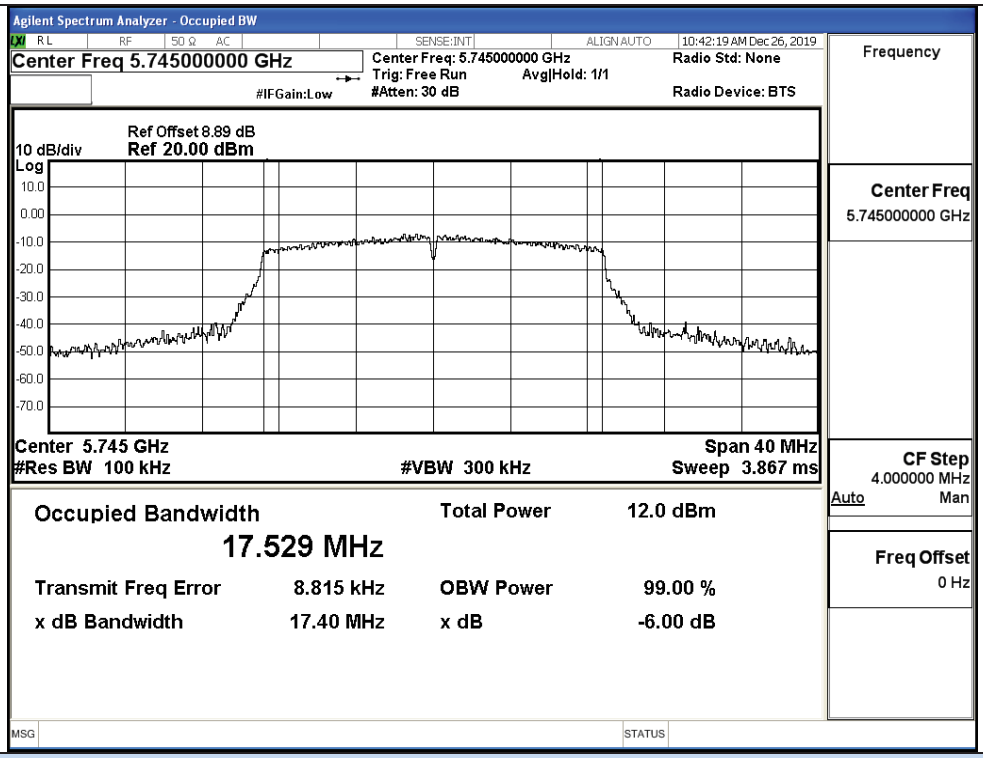


IEEE 802.11ac20 / Channel 149 / 5745MHz

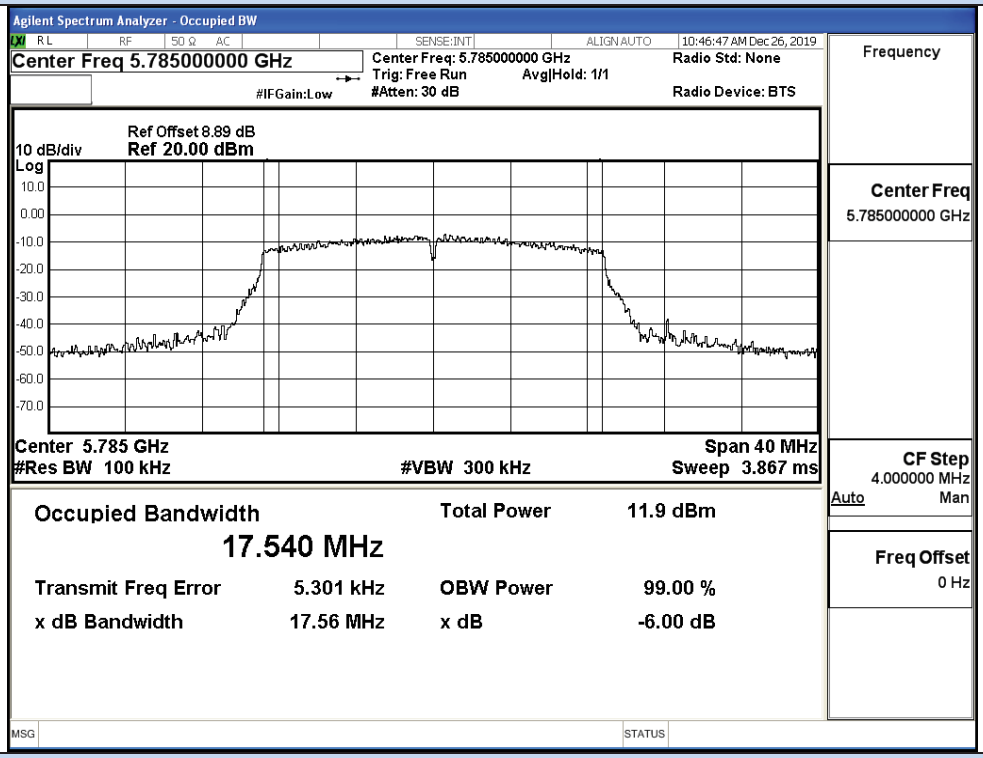


IEEE 802.11ac20 / Channel 157/ 5785MHz

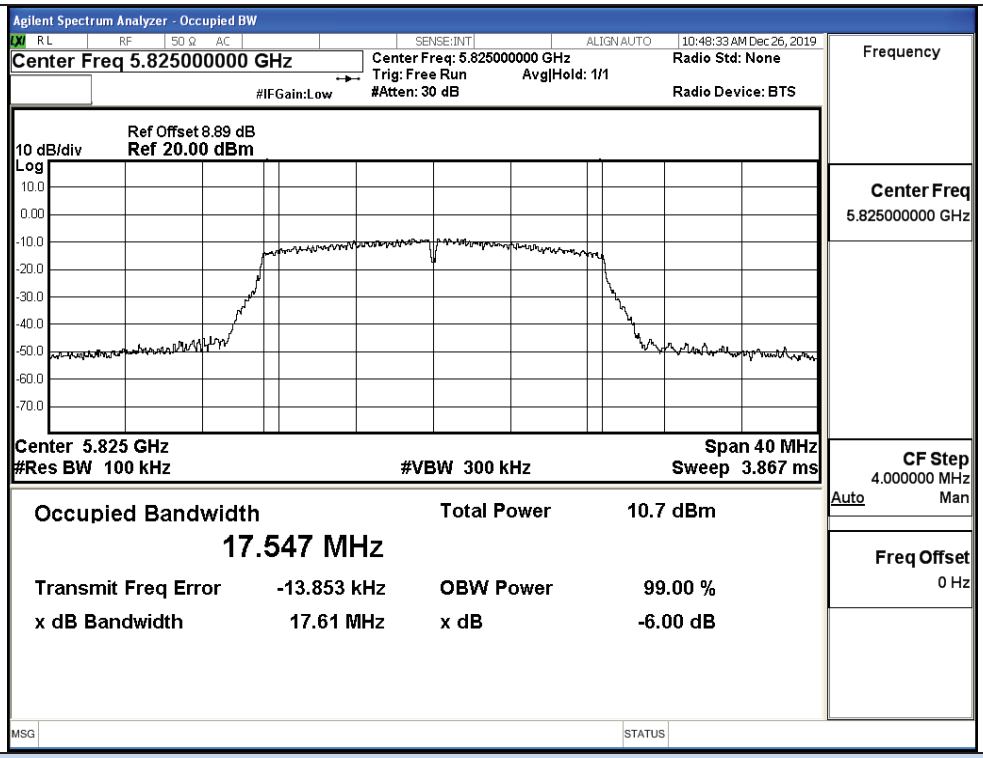


IEEE 802.11ac20 / Channel 165 / 5825MHz

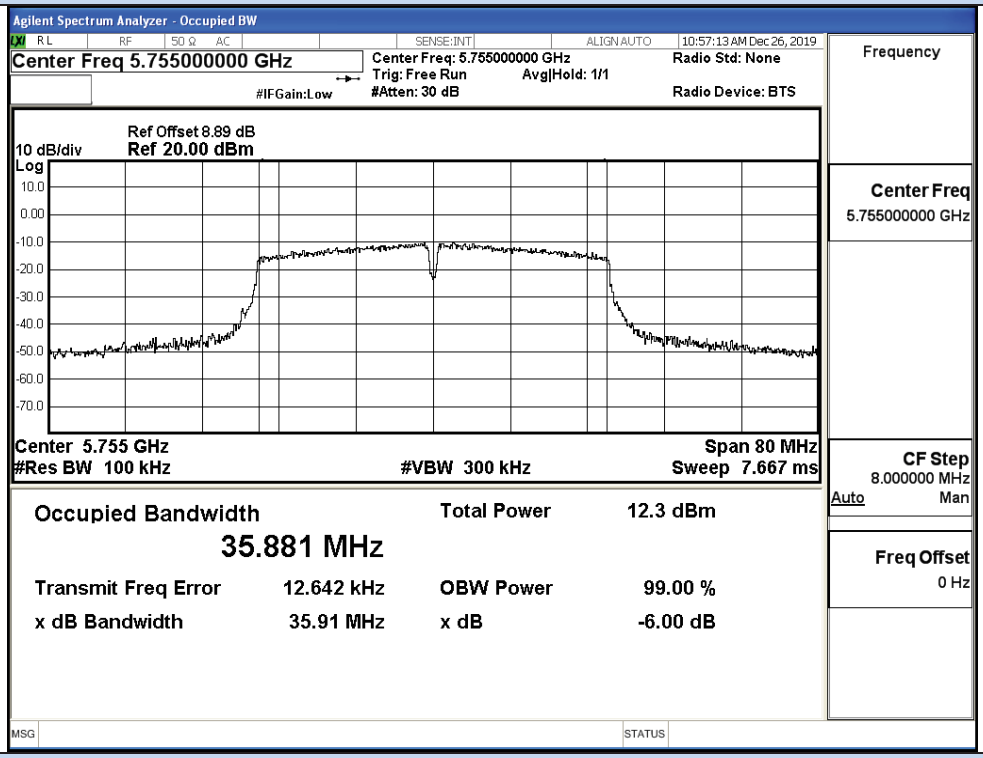


IEEE 802.11ac40 / Channel 151 / 5755MHz

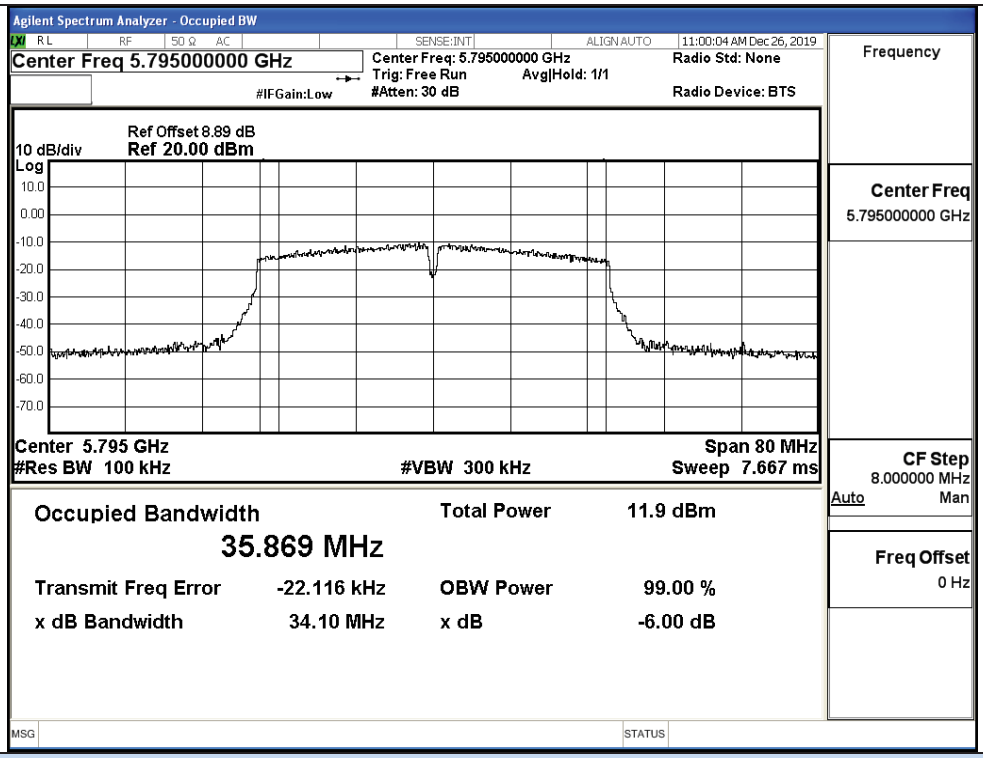


IEEE 802.11ac40 / Channel 159 / 5795MHz

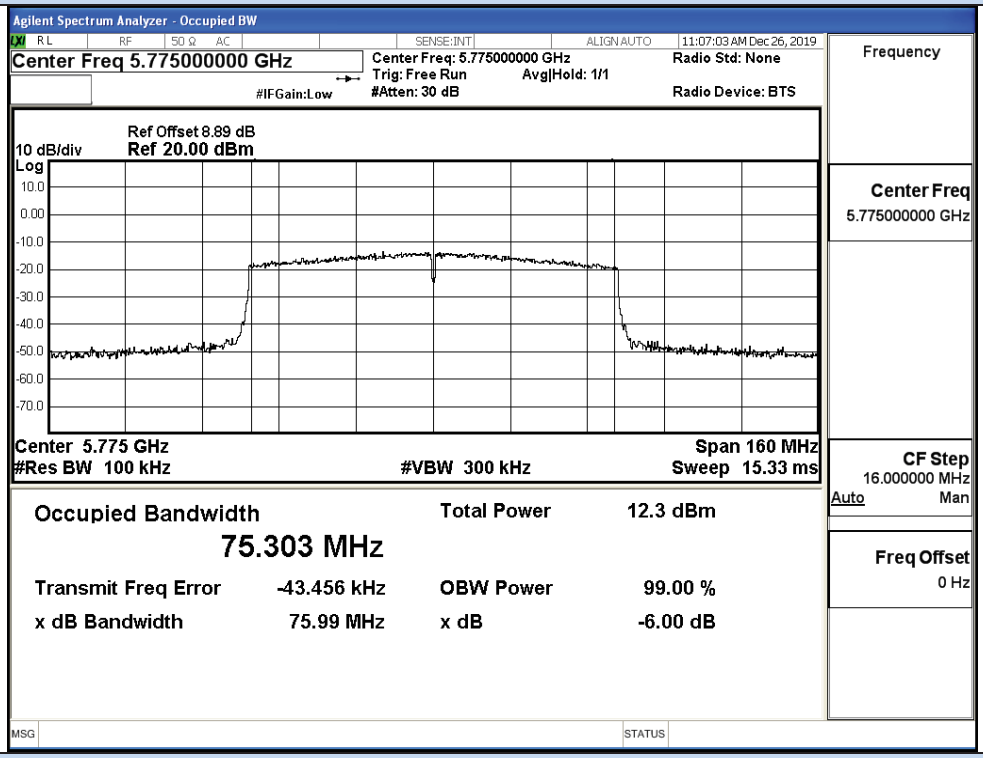


IEEE 802.11ac80 / Channel 155 / 5775MHz

## D.5 Undesirable Emissions Measurement

Ant0

| Test Mode | Channel | Frequency (MHz) | Conducted Power (dBm) | Antenna Gain (dBi) | EIRP (dBm/MHz) | Detector | Limit (dBm/MHz) | Verdict |
|---|---|---|---|---|---|---|---|---|
| 11A | 149 | 5650.0 | -48.61 | -3.38 | -46.61 | Peak | -27.0 | Pass |
| | | 5650.0 | -60.21 | -3.38 | -58.21 | Average | -27.0 | Pass |
| | | 5700.0 | -47.03 | -3.38 | -45.03 | Peak | 10 | Pass |
| | | 5700.0 | -59.40 | -3.38 | -57.40 | Average | 10 | Pass |
| | | 5720.0 | -39.24 | -3.38 | -37.24 | Peak | 15.6 | Pass |
| | | 5720.0 | -57.72 | -3.38 | -55.72 | Average | 15.6 | Pass |
| | | 5725.0 | -32.40 | -3.38 | -30.40 | Peak | 27.0 | Pass |
| | | 5725.0 | -50.56 | -3.38 | -48.56 | Average | 27.0 | Pass |
| | 165 | 5850.0 | -46.86 | -3.38 | -44.86 | Peak | 27.0 | Pass |
| | | 5850.0 | -58.26 | -3.38 | -56.26 | Average | 27.0 | Pass |
| | | 5855.0 | -47.12 | -3.38 | -45.12 | Peak | 15.6 | Pass |
| | | 5855.0 | -58.97 | -3.38 | -56.97 | Average | 15.6 | Pass |
| | | 5875.0 | -47.06 | -3.38 | -45.06 | Peak | 10 | Pass |
| | | 5875.0 | -59.60 | -3.38 | -57.60 | Average | 10 | Pass |
| | | 5925.0 | -48.81 | -3.38 | -46.81 | Peak | -27.0 | Pass |
| | | 5925.0 | -60.13 | -3.38 | -58.13 | Average | -27.0 | Pass |
| 11N20 SISO | 149 | 5650.0 | -48.58 | -3.38 | -46.58 | Peak | -27.0 | Pass |
| | | 5650.0 | -60.04 | -3.38 | -58.04 | Average | -27.0 | Pass |
| | | 5700.0 | -47.40 | -3.38 | -45.40 | Peak | 10 | Pass |
| | | 5700.0 | -58.03 | -3.38 | -56.03 | Average | 10 | Pass |
| | | 5720.0 | -45.75 | -3.38 | -43.75 | Peak | 15.6 | Pass |
| | | 5720.0 | -59.16 | -3.38 | -57.16 | Average | 15.6 | Pass |
| | | 5725.0 | -33.50 | -3.38 | -31.50 | Peak | 27.0 | Pass |
| | | 5725.0 | -53.95 | -3.38 | -51.95 | Average | 27.0 | Pass |
| | 165 | 5850.0 | -46.02 | -3.38 | -44.02 | Peak | 27.0 | Pass |
| | | 5850.0 | -58.29 | -3.38 | -56.29 | Average | 27.0 | Pass |
| | | 5855.0 | -46.12 | -3.38 | -44.12 | Peak | 15.6 | Pass |
| | | 5855.0 | -58.93 | -3.38 | -56.93 | Average | 15.6 | Pass |
| | | 5875.0 | -48.00 | -3.38 | -46.00 | Peak | 10 | Pass |
| | | 5875.0 | -59.37 | -3.38 | -57.37 | Average | 10 | Pass |
| | | 5925.0 | -48.46 | -3.38 | -46.46 | Peak | -27.0 | Pass |
| | | 5925.0 | -59.99 | -3.38 | -57.99 | Average | -27.0 | Pass |

| Test Mode | Channel | Frequency (MHz) | Conducted Power (dBm) | Antenna Gain (dBi) | EIRP (dBm/MHz) | Detector | Limit (dBm/MHz) | Verdict |
|---|---|---|---|---|---|---|---|---|
| 11N40 SISO | 151 | 5650.0 | -47.14 | -3.38 | -45.14 | Peak | -27.0 | Pass |
| | | 5650.0 | -59.94 | -3.38 | -57.94 | Average | -27.0 | Pass |
| | | 5700.0 | -46.67 | -3.38 | -44.67 | Peak | 10 | Pass |
| | | 5700.0 | -58.90 | -3.38 | -56.90 | Average | 10 | Pass |
| | | 5720.0 | -38.46 | -3.38 | -36.46 | Peak | 15.6 | Pass |
| | | 5720.0 | -53.23 | -3.38 | -51.23 | Average | 15.6 | Pass |
| | | 5725.0 | -33.71 | -3.38 | -31.71 | Peak | 27.0 | Pass |
| | | 5725.0 | -50.45 | -3.38 | -48.45 | Average | 27.0 | Pass |
| | 159 | 5850.0 | -47.87 | -3.38 | -45.87 | Peak | 27.0 | Pass |
| | | 5850.0 | -58.61 | -3.38 | -56.61 | Average | 27.0 | Pass |
| | | 5855.0 | -48.39 | -3.38 | -46.39 | Peak | 15.6 | Pass |
| | | 5855.0 | -58.78 | -3.38 | -56.78 | Average | 15.6 | Pass |
| | | 5875.0 | -48.24 | -3.38 | -46.24 | Peak | 10 | Pass |
| | | 5875.0 | -59.13 | -3.38 | -57.13 | Average | 10 | Pass |
| | | 5925.0 | -49.22 | -3.38 | -47.22 | Peak | -27.0 | Pass |
| | | 5925.0 | -59.82 | -3.38 | -57.82 | Average | -27.0 | Pass |
| 11AC20 SISO | 149 | 5650.0 | -47.98 | -3.38 | -45.98 | Peak | -27.0 | Pass |
| | | 5650.0 | -60.08 | -3.38 | -58.08 | Average | -27.0 | Pass |
| | | 5700.0 | -46.82 | -3.38 | -44.82 | Peak | 10 | Pass |
| | | 5700.0 | -58.03 | -3.38 | -56.03 | Average | 10 | Pass |
| | | 5720.0 | -46.42 | -3.38 | -44.42 | Peak | 15.6 | Pass |
| | | 5720.0 | -59.13 | -3.38 | -57.13 | Average | 15.6 | Pass |
| | | 5725.0 | -35.91 | -3.38 | -33.91 | Peak | 27.0 | Pass |
| | | 5725.0 | -53.90 | -3.38 | -51.90 | Average | 27.0 | Pass |
| | 165 | 5850.0 | -46.98 | -3.38 | -44.98 | Peak | 27.0 | Pass |
| | | 5850.0 | -58.32 | -3.38 | -56.32 | Average | 27.0 | Pass |

| | | | | | | | | |
|---|---|---|---|---|---|---|---|---|
| | | 5855.0 | -47.01 | -3.38 | -45.01 | Peak | 15.6 | Pass |
| | | 5855.0 | -58.92 | -3.38 | -56.92 | Average | 15.6 | Pass |
| | | 5875.0 | -48.09 | -3.38 | -46.09 | Peak | 10 | Pass |
| | | 5875.0 | -59.40 | -3.38 | -57.40 | Average | 10 | Pass |
| | | 5925.0 | -48.05 | -3.38 | -46.05 | Peak | -27.0 | Pass |
| | | 5925.0 | -60.01 | -3.38 | -58.01 | Average | -27.0 | Pass |
| 11AC40 SISO | 151 | 5650.0 | -47.72 | -3.38 | -45.72 | Peak | -27.0 | Pass |
| | | 5650.0 | -59.92 | -3.38 | -57.92 | Average | -27.0 | Pass |
| | | 5700.0 | -47.22 | -3.38 | -45.22 | Peak | 10 | Pass |
| | | 5700.0 | -58.85 | -3.38 | -56.85 | Average | 10 | Pass |
| | | 5720.0 | -33.45 | -3.38 | -31.45 | Peak | 15.6 | Pass |
| | | 5720.0 | -52.80 | -3.38 | -50.80 | Average | 15.6 | Pass |
| | | 5725.0 | -33.66 | -3.38 | -31.66 | Peak | 27.0 | Pass |
| | | 5725.0 | -50.03 | -3.38 | -48.03 | Average | 27.0 | Pass |
| | 159 | 5850.0 | -46.93 | -3.38 | -44.93 | Peak | 27.0 | Pass |
| | | 5850.0 | -58.53 | -3.38 | -56.53 | Average | 27.0 | Pass |
| | | 5855.0 | -45.36 | -3.38 | -43.36 | Peak | 15.6 | Pass |
| | | 5855.0 | -58.68 | -3.38 | -56.68 | Average | 15.6 | Pass |
| | | 5875.0 | -47.98 | -3.38 | -45.98 | Peak | 10 | Pass |
| | | 5875.0 | -59.03 | -3.38 | -57.03 | Average | 10 | Pass |
| | | 5925.0 | -48.53 | -3.38 | -46.53 | Peak | -27.0 | Pass |
| | | 5925.0 | -59.74 | -3.38 | -57.74 | Average | -27.0 | Pass |
| 11AC80 SISO | 155 | 5725.0 | -41.14 | -3.38 | -39.14 | Peak | 27.0 | Pass |
| | | 5720.0 | -44.41 | -3.38 | -42.41 | Peak | 15.6 | Pass |
| | | 5700.0 | -46.88 | -3.38 | -44.88 | Peak | 10 | Pass |
| | | 5650.0 | -48.57 | -3.38 | -46.57 | Peak | -27.0 | Pass |
| | | 5725.0 | -55.11 | -3.38 | -53.11 | Average | 27.0 | Pass |
| | | 5720.0 | -56.02 | -3.38 | -54.02 | Average | 15.6 | Pass |
| | | 5700.0 | -58.46 | -3.38 | -56.46 | Average | 10 | Pass |
| | | 5650.0 | -59.55 | -3.38 | -57.55 | Average | -27.0 | Pass |
| | | 5850.0 | -41.14 | -3.38 | -39.14 | Peak | 27.0 | Pass |
| | | 5855.0 | -44.41 | -3.38 | -42.41 | Peak | 15.6 | Pass |
| | | 5875.0 | -46.88 | -3.38 | -44.88 | Peak | 10 | Pass |
| | | 5925.0 | -48.57 | -3.38 | -46.57 | Peak | -27.0 | Pass |
| | | 5850.0 | -55.11 | -3.38 | -53.11 | Average | 27.0 | Pass |
| | | 5855.0 | -56.02 | -3.38 | -54.02 | Average | 15.6 | Pass |
| | | 5875.0 | -58.46 | -3.38 | -56.46 | Average | 10 | Pass |
| | | 5925.0 | -59.55 | -3.38 | -57.55 | Average | -27.0 | Pass |

EIRP(dBm/MHz)= Conducted Power (dBm) + Antenna Gain (dBi)

The upper bound on antenna gain for a device with a single RF output shall be selected as the maximum in-band gain of the antenna across all operating bands or 2 dBi, whichever is greater

## Undesirable Emissions Measurement

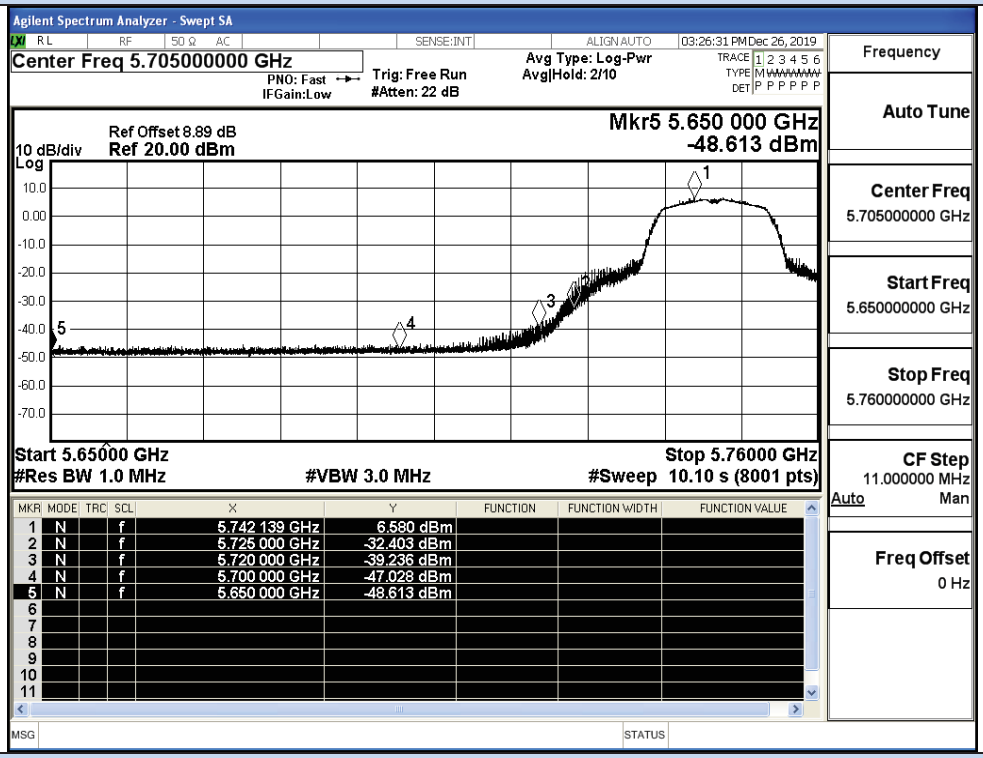


IEEE 802.11a / Channel 149 / 5745MHz / Peak

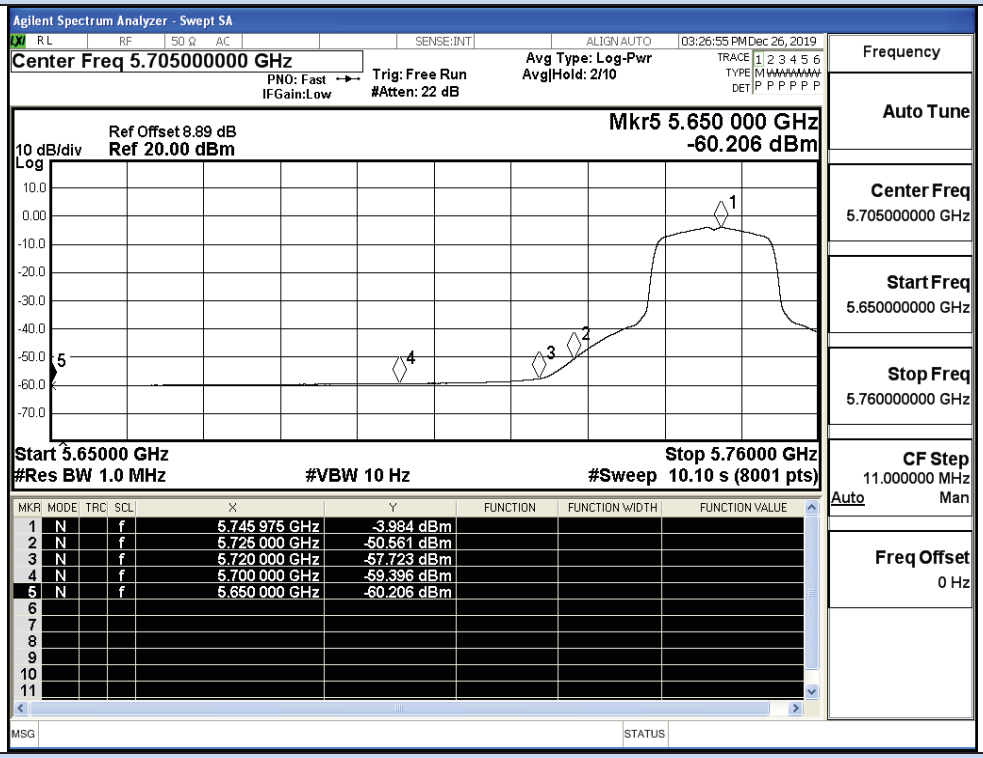


IEEE 802.11a / Channel 148 / 5745MHz / Average

## Undesirable Emissions Measurement

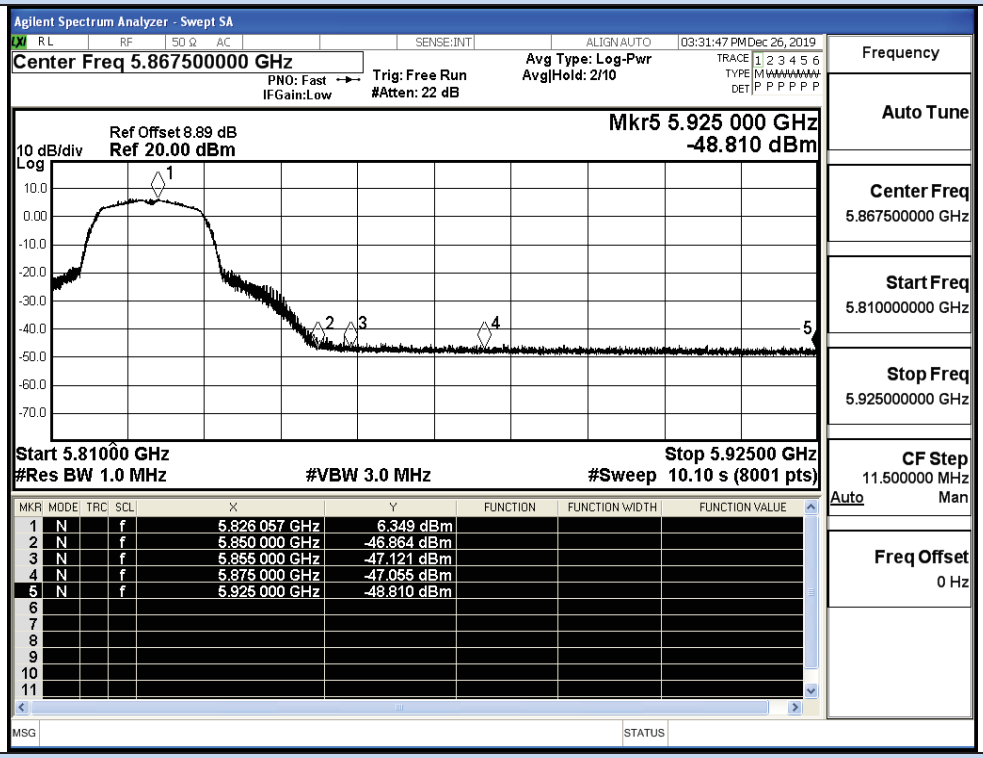


## IEEE 802.11a / Channel 165 / 5825MHz / Peak

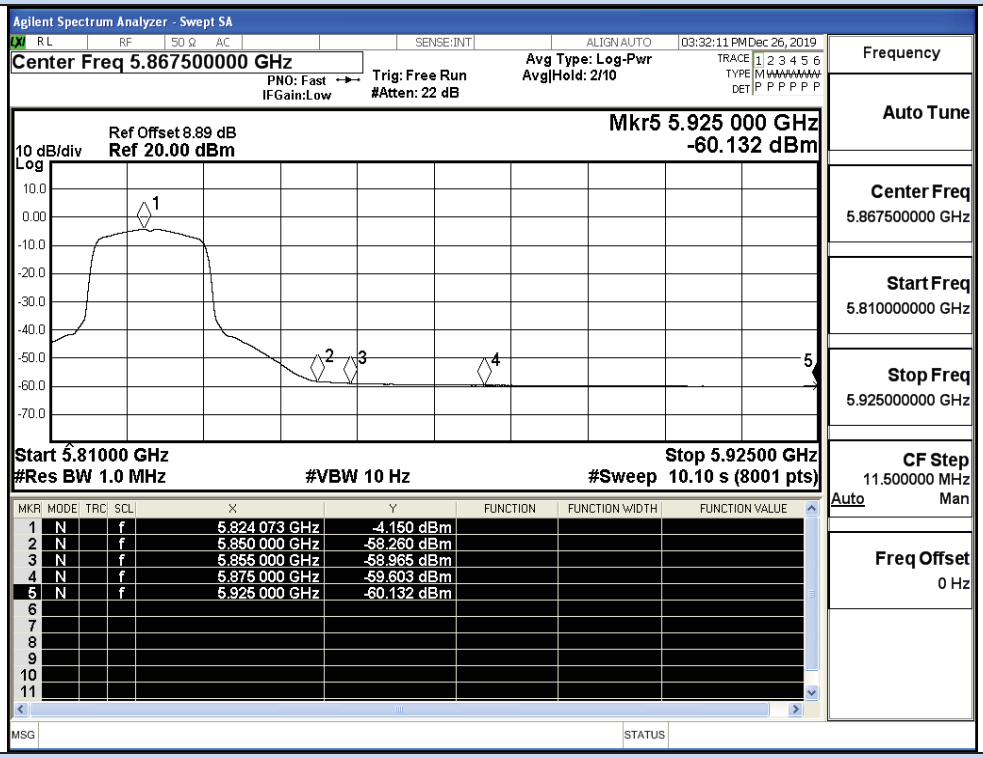


## IEEE 802.11a / Channel 165 / 5825MHz / Average

## Undesirable Emissions Measurement

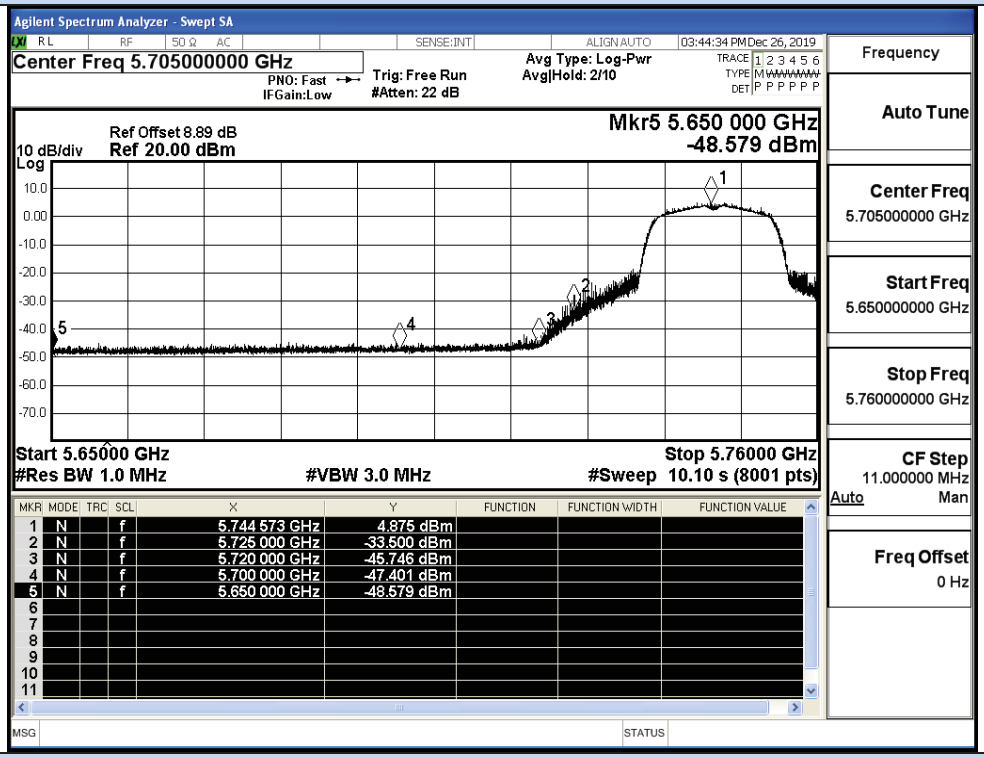


## IEEE 802.11n20 / Channel 149 / 5745MHz / Peak

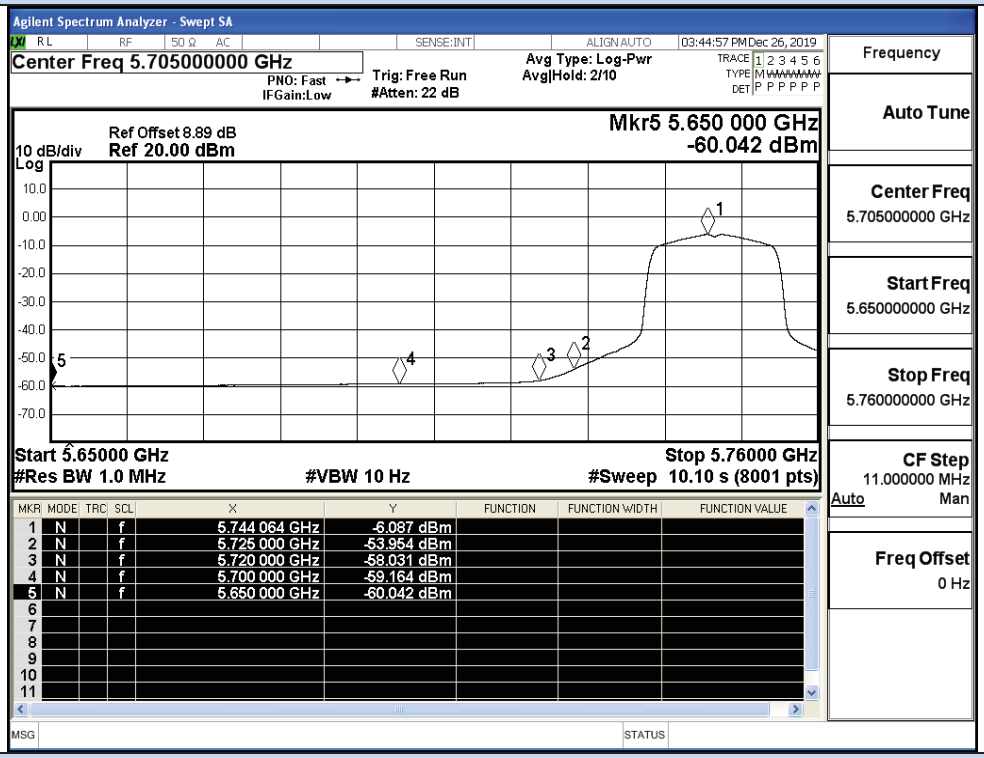


## IEEE 802.11n20 / Channel 149 / 5745MHz / Average

Undesirable Emissions Measurement

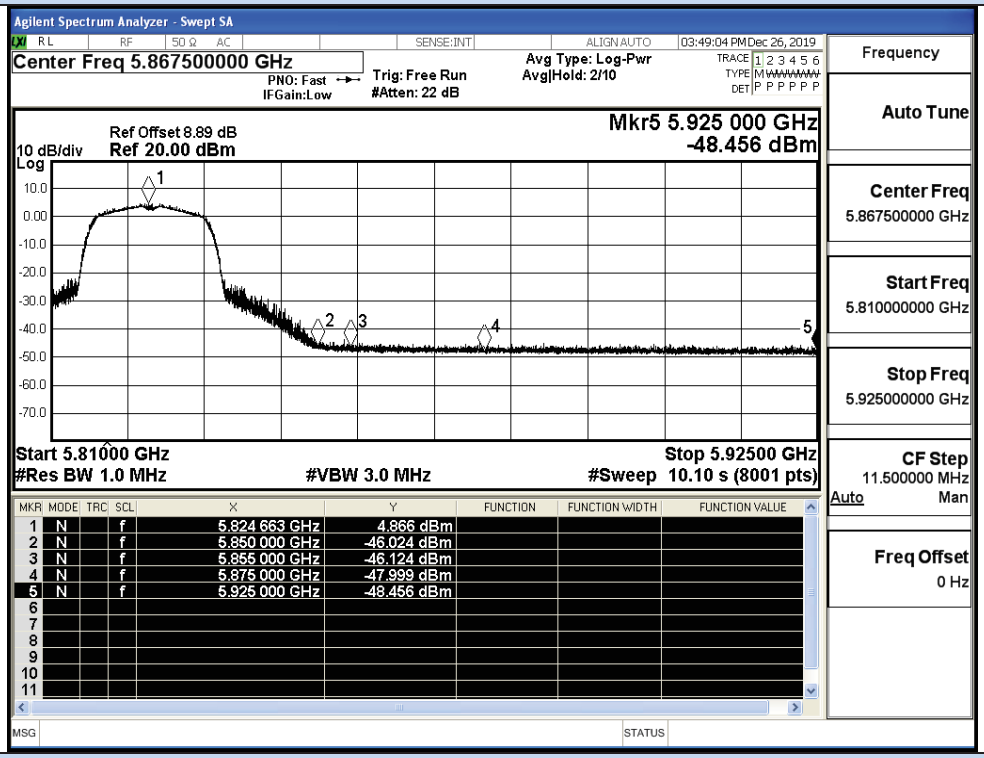


IEEE 802.11n20 / Channel 165 / 5825MHz / Peak

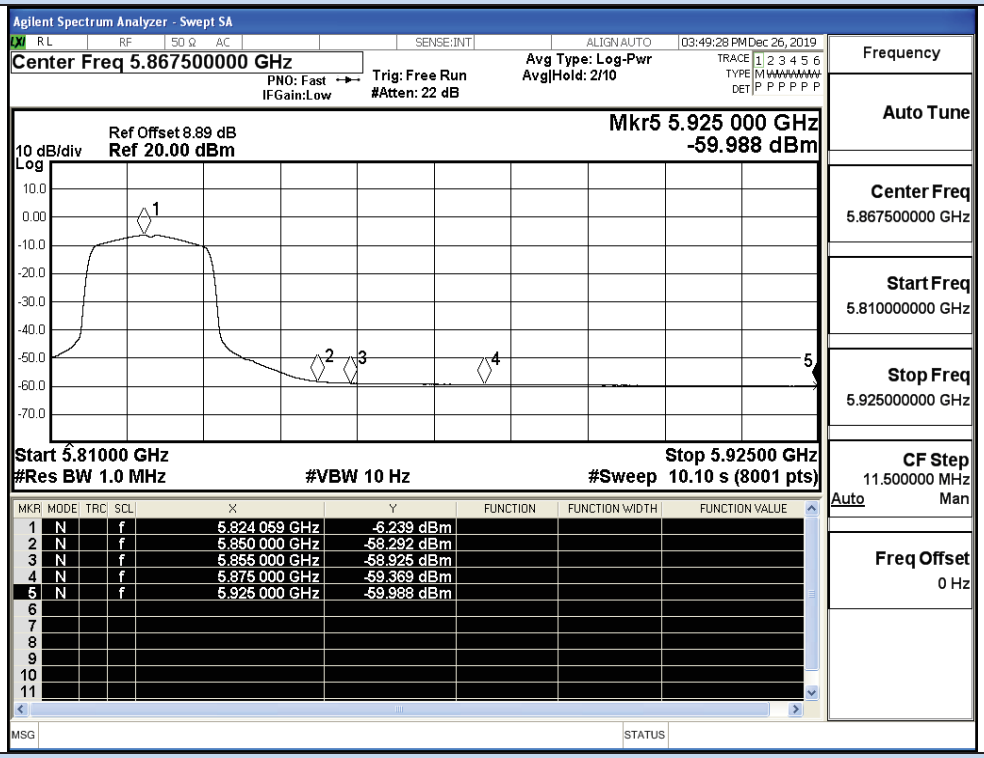


IEEE 802.11n20 / Channel 165 / 5825MHz / Average

Undesirable Emissions Measurement

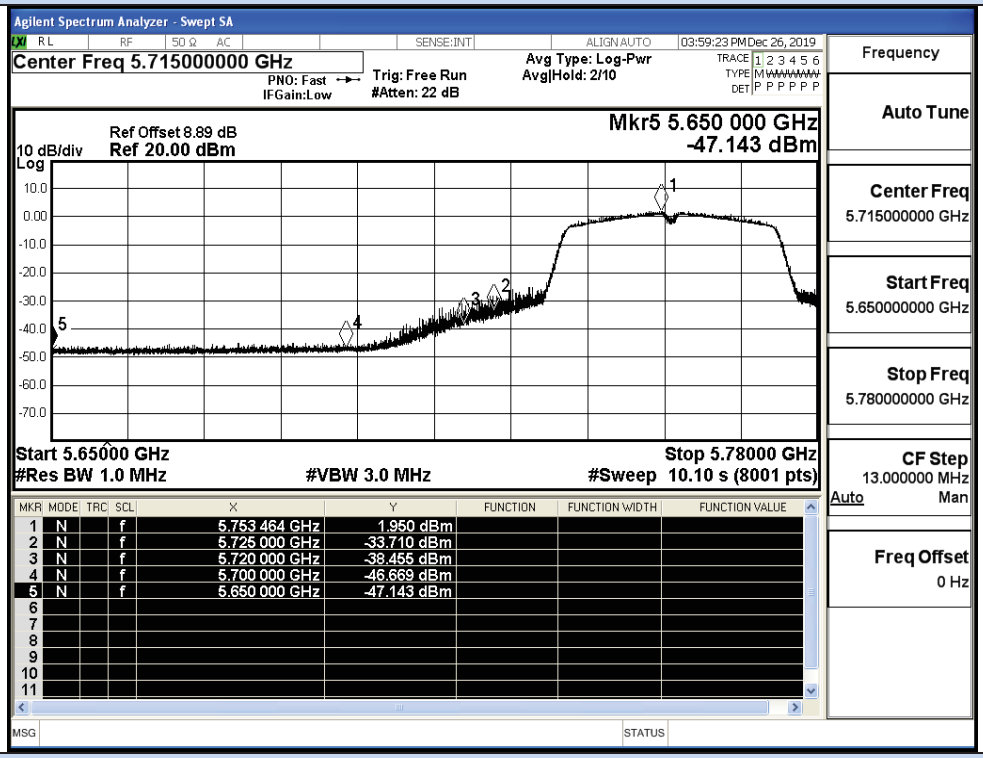


IEEE 802.11n40 / Channel 151 / 5755MHz / Peak

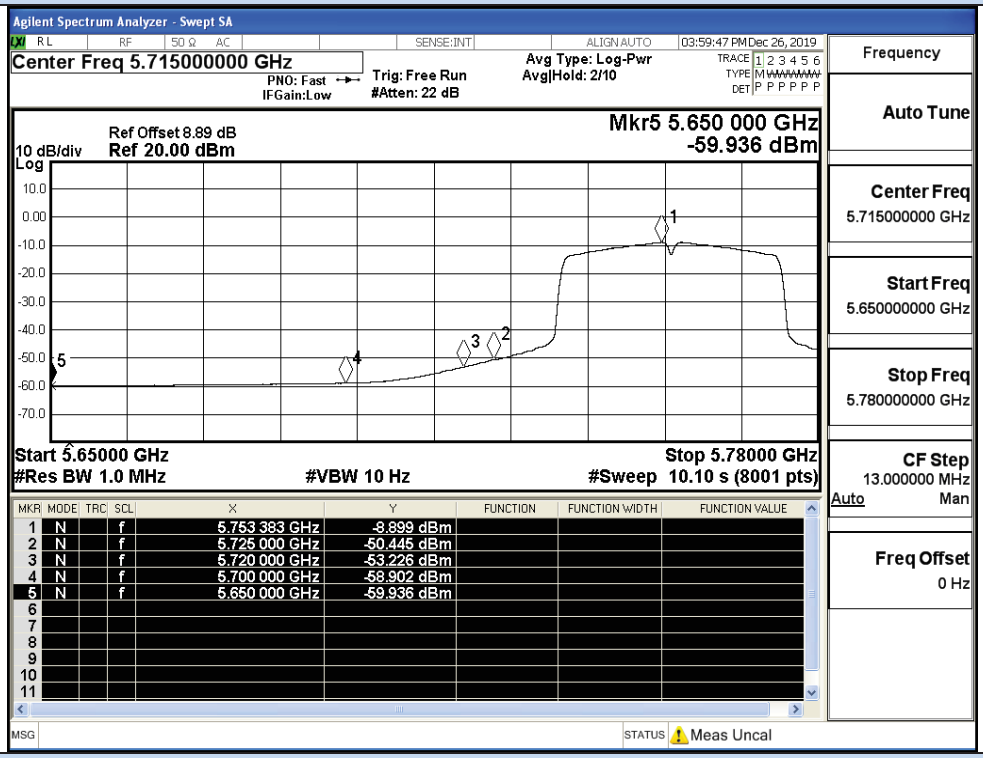


IEEE 802.11n40 / Channel 151 / 5755MHz / Average

Undesirable Emissions Measurement

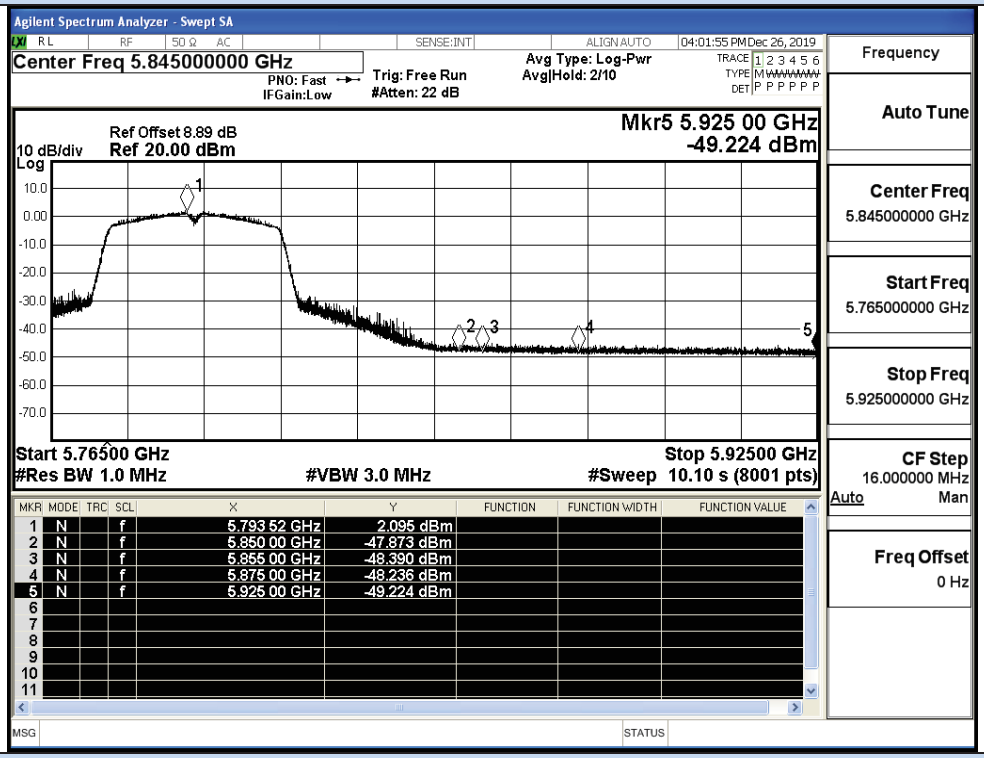


IEEE 802.11n40 / Channel 159 / 5795MHz / Peak

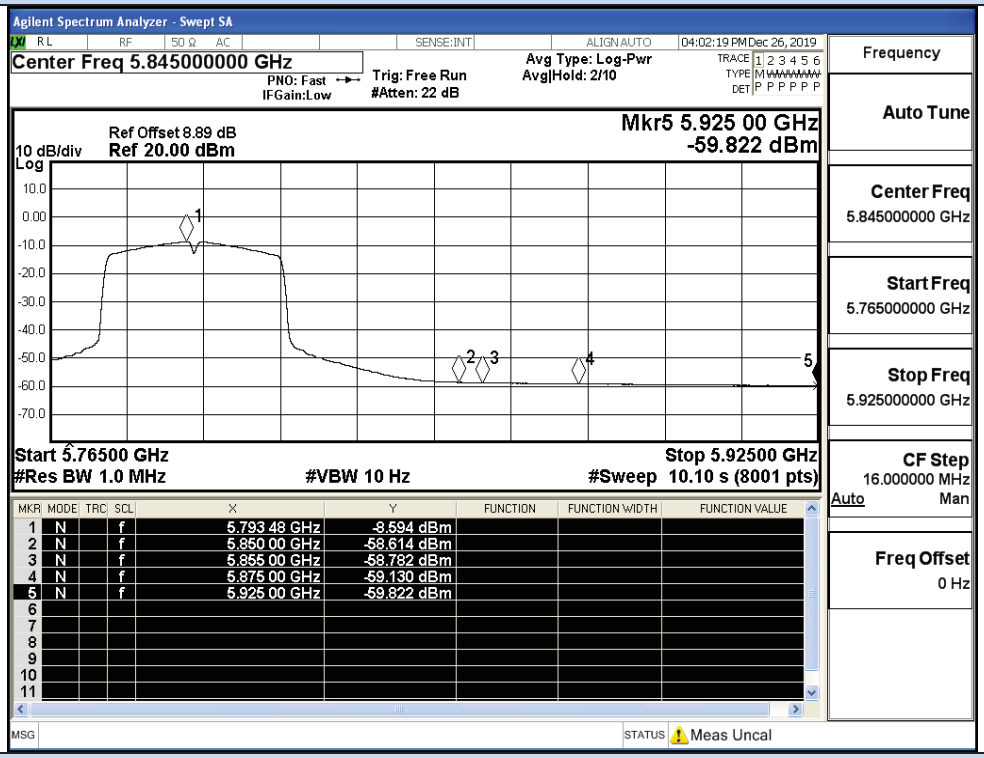


IEEE 802.11n40 / Channel 159 / 5795MHz / Average

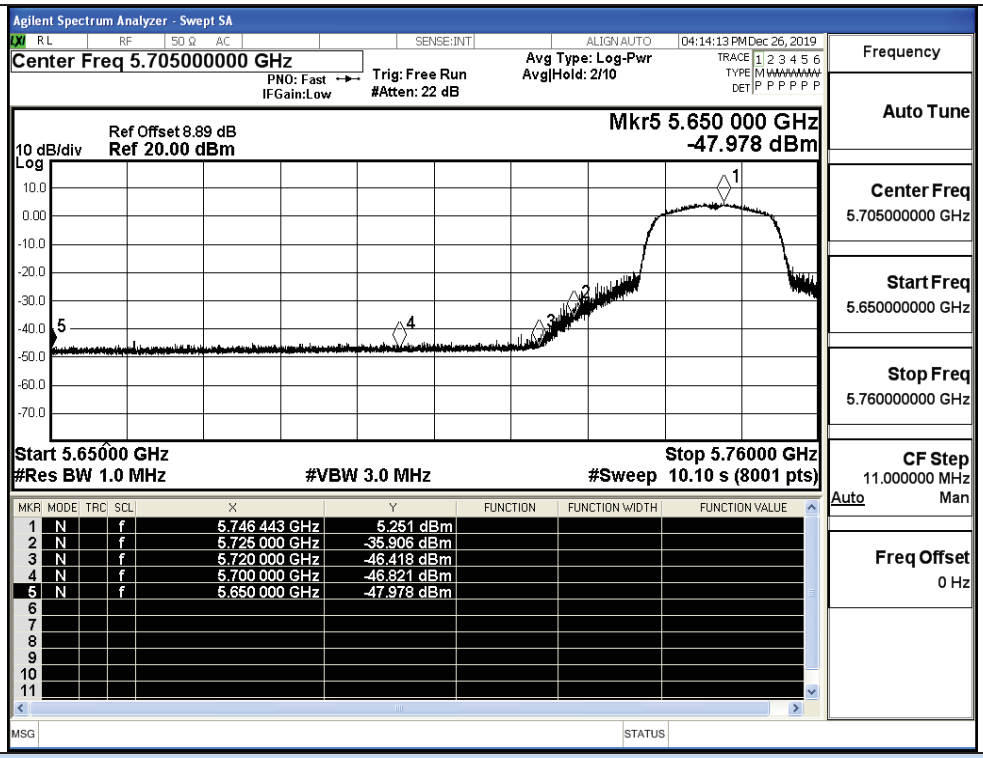


IEEE 802.11ac20 / Channel 149 / 5745MHz / Peak

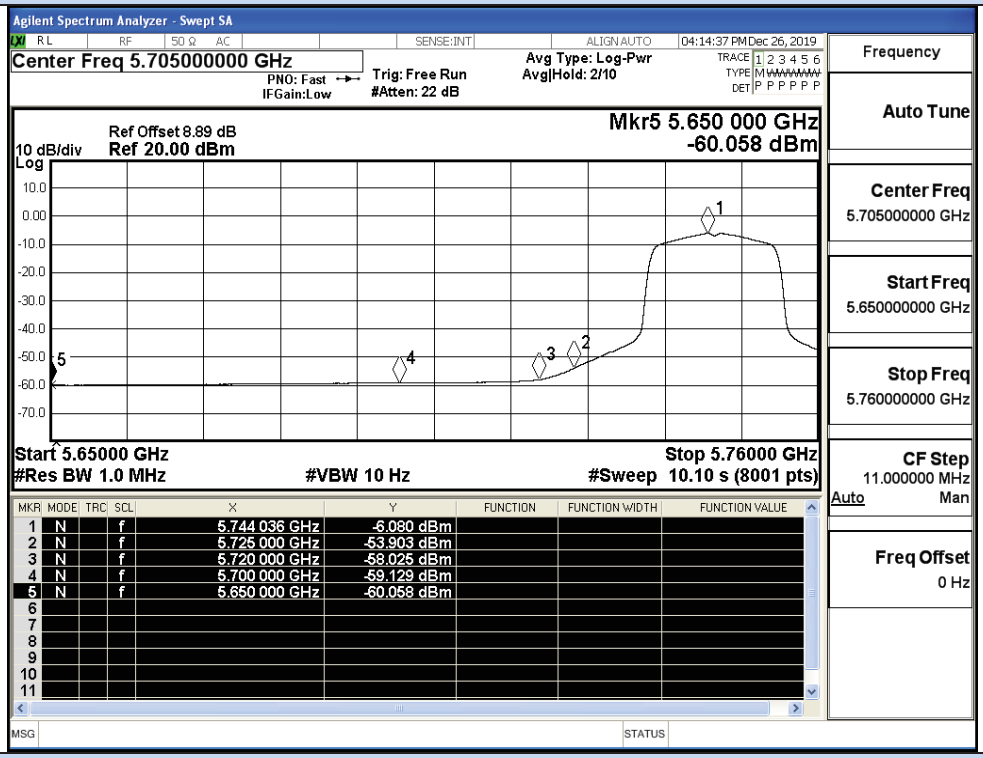


IEEE 802.11ac20 / Channel 149 / 5745MHz / Average

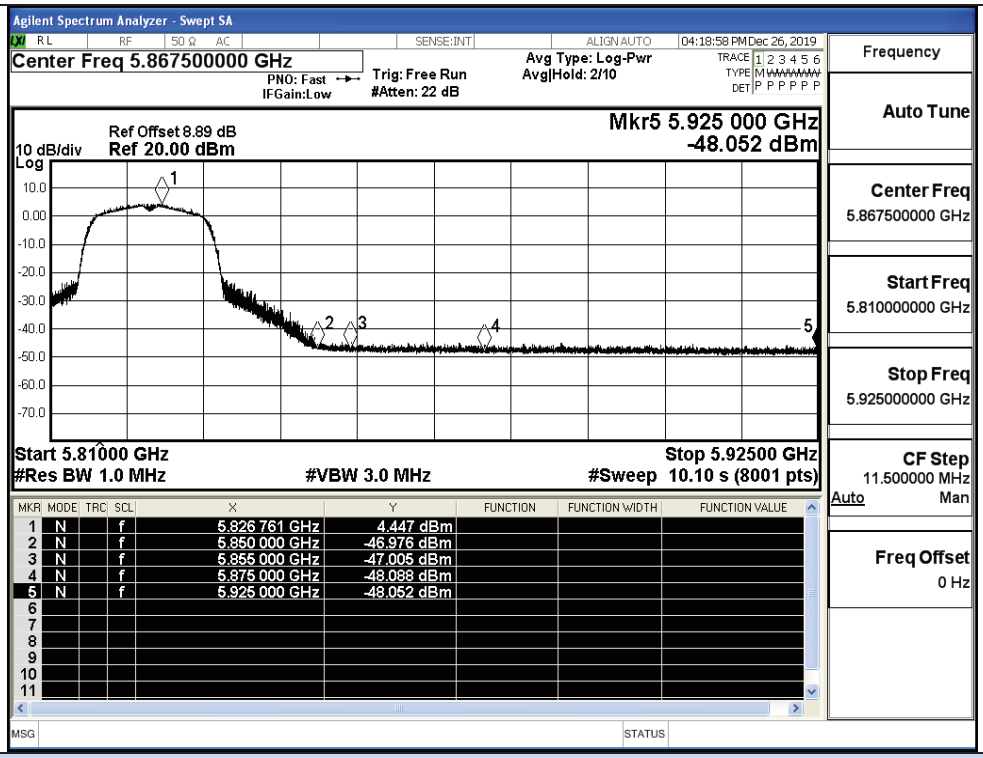


IEEE 802.11ac20 / Channel 165 / 5825MHz / Peak

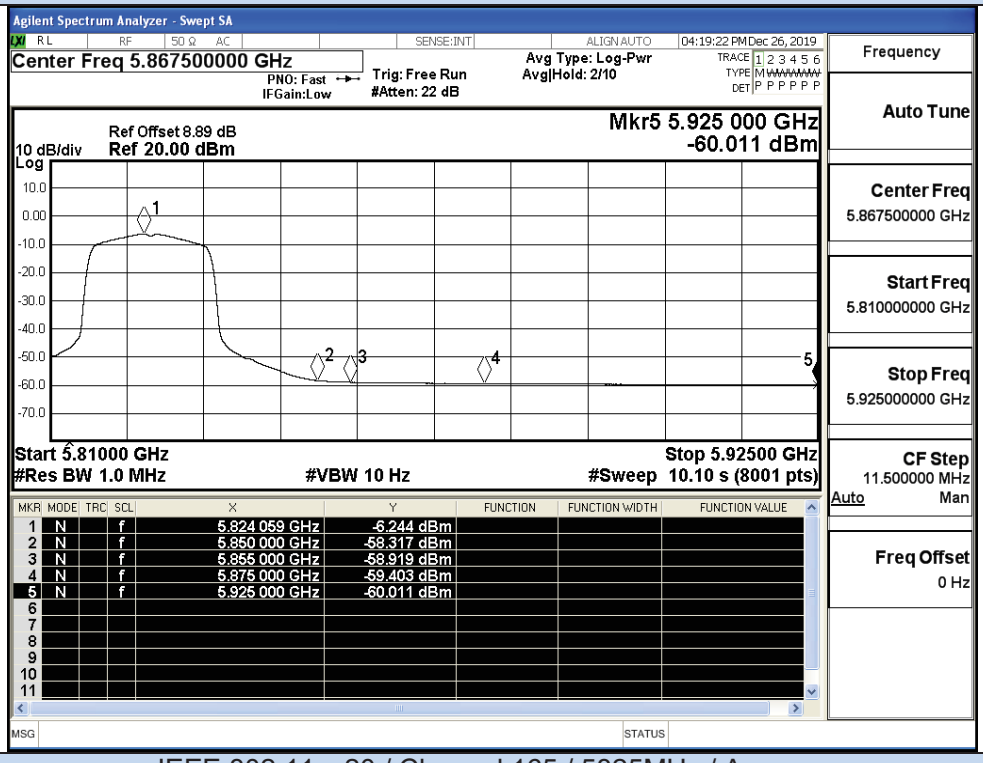


IEEE 802.11ac20 / Channel 165 / 5825MHz / Average

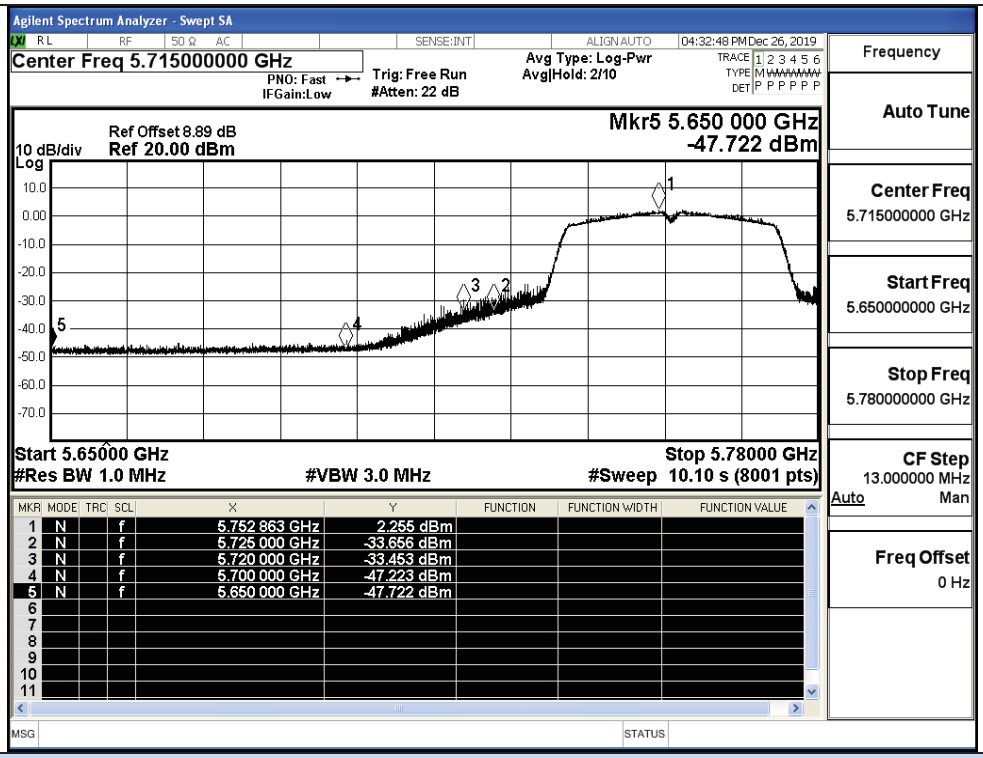


IEEE 802.11ac40 / Channel 151 / 5755MHz / Peak

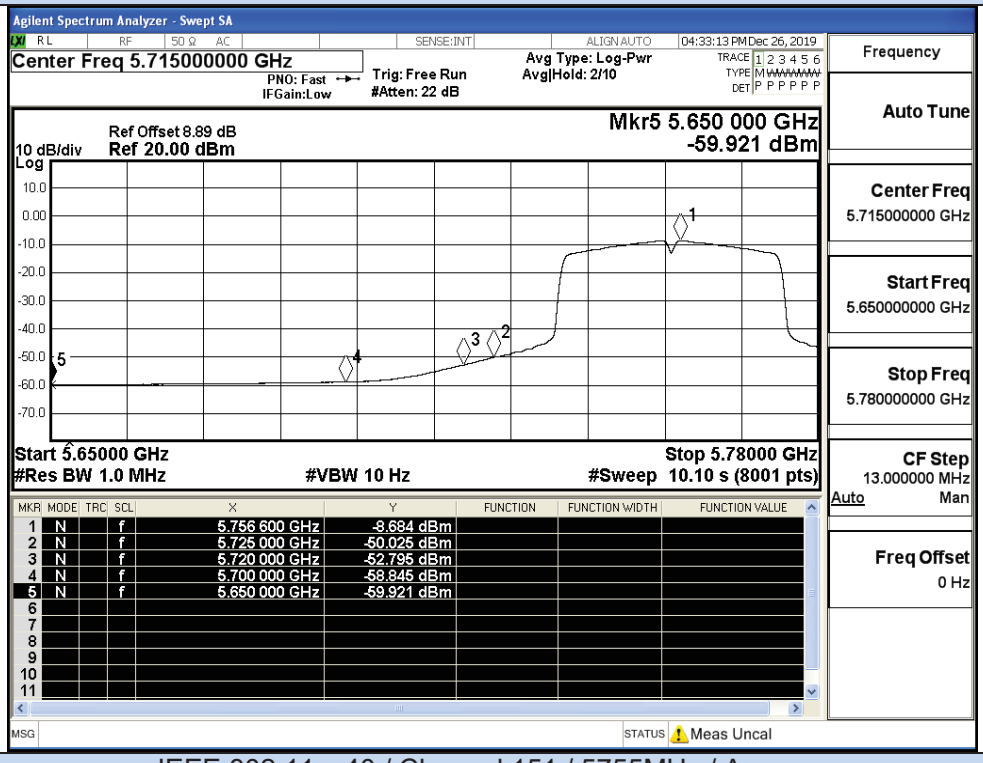


IEEE 802.11ac40 / Channel 151 / 5755MHz / Average

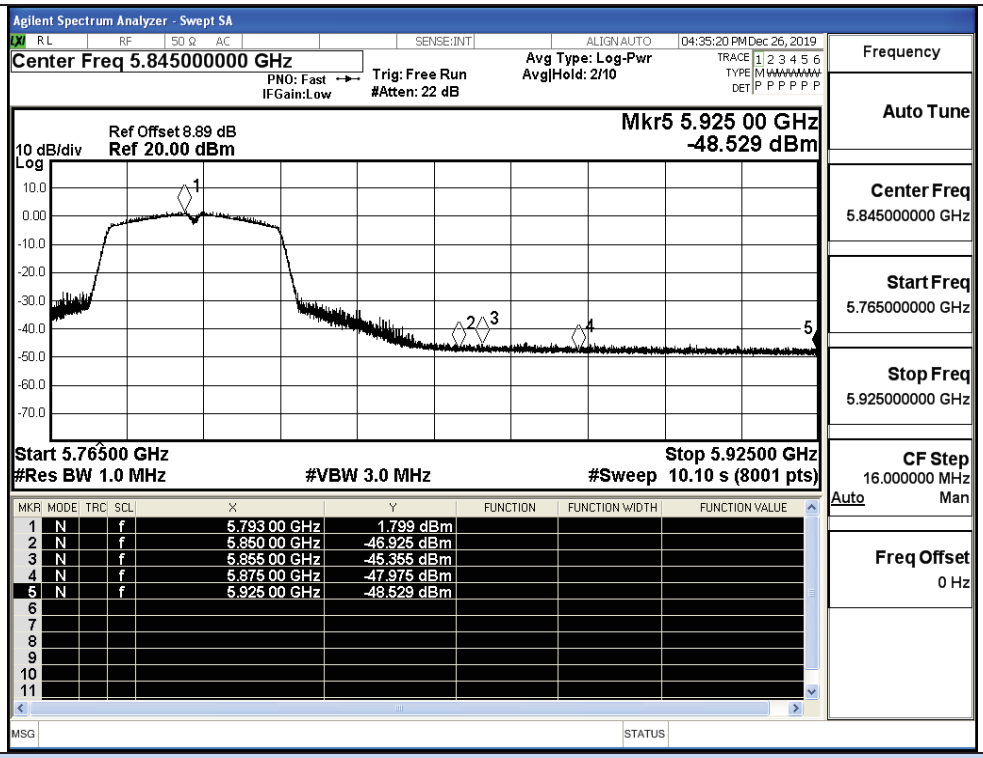


IEEE 802.11ac40 / Channel 159 / 5795MHz / Peak

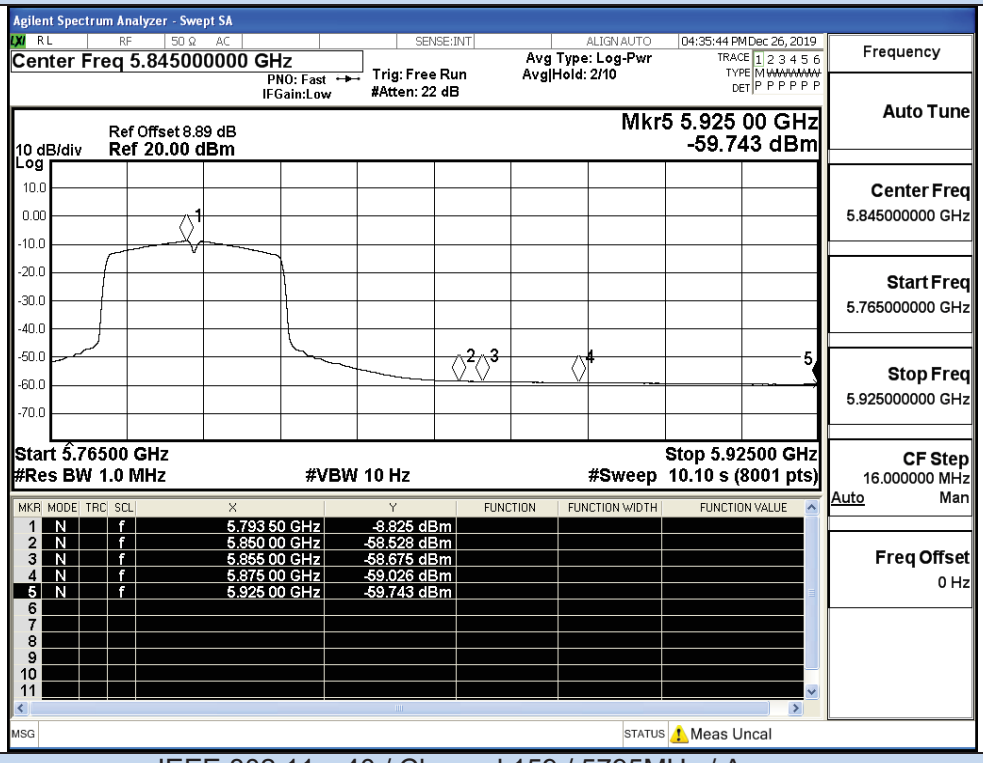


IEEE 802.11ac40 / Channel 159 / 5795MHz / Average

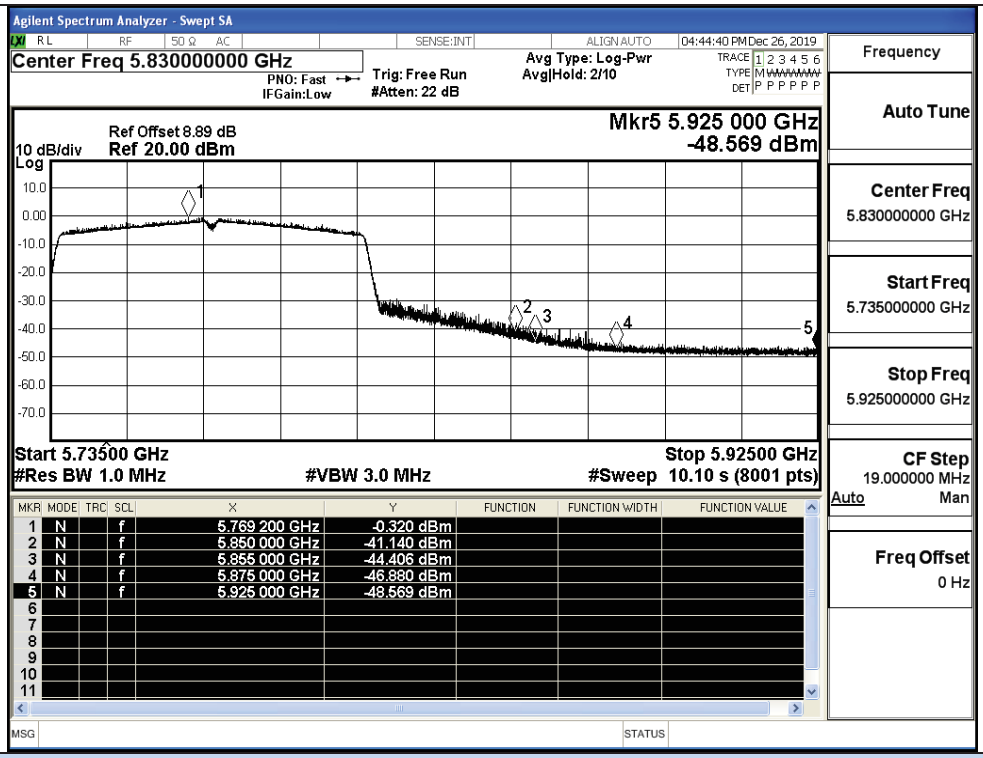


IEEE 802.11ac80 / Channel 155 / 5775MHz / Peak

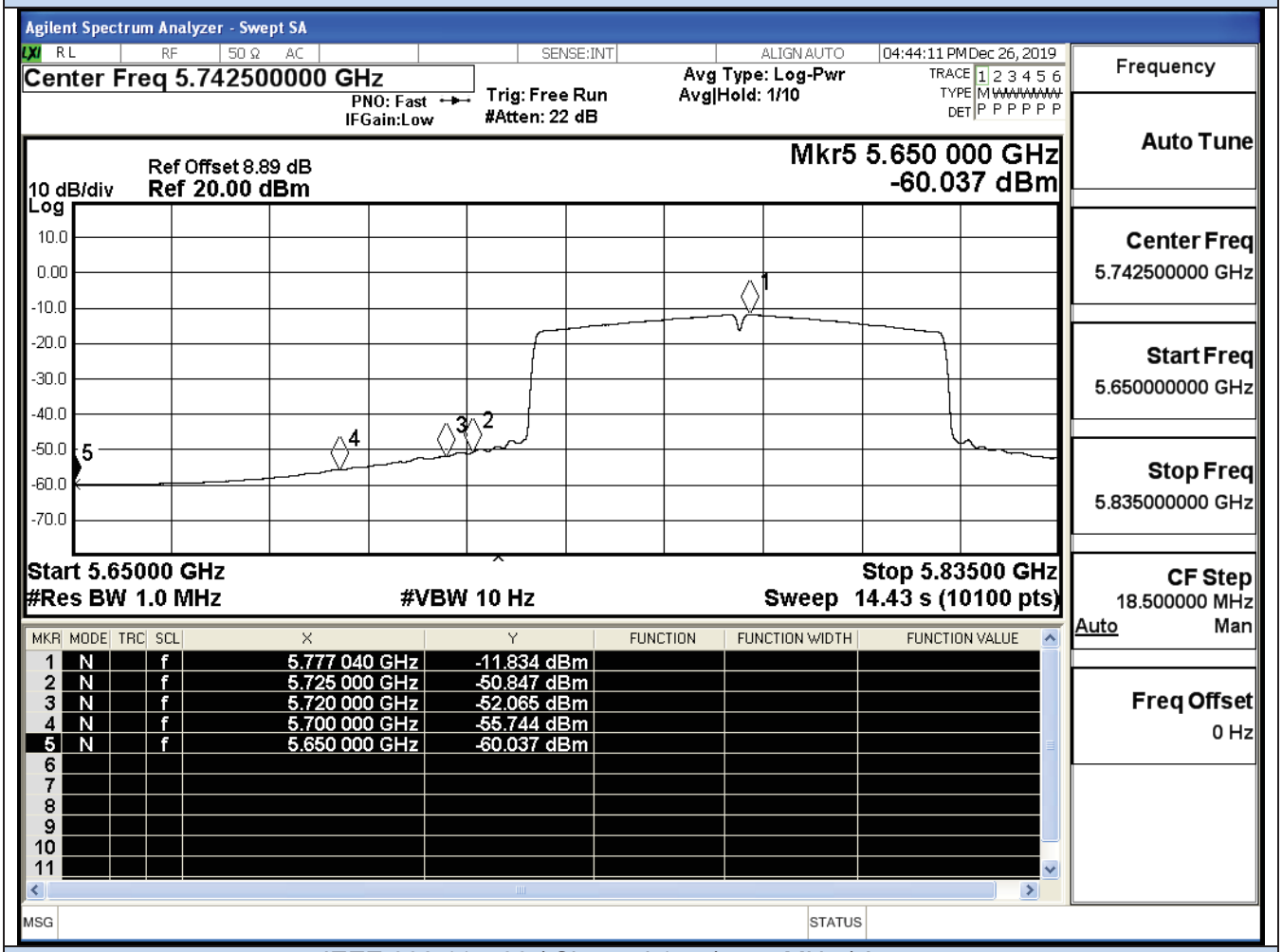


IEEE 802.11ac80 / Channel 155 / 5775MHz / Average

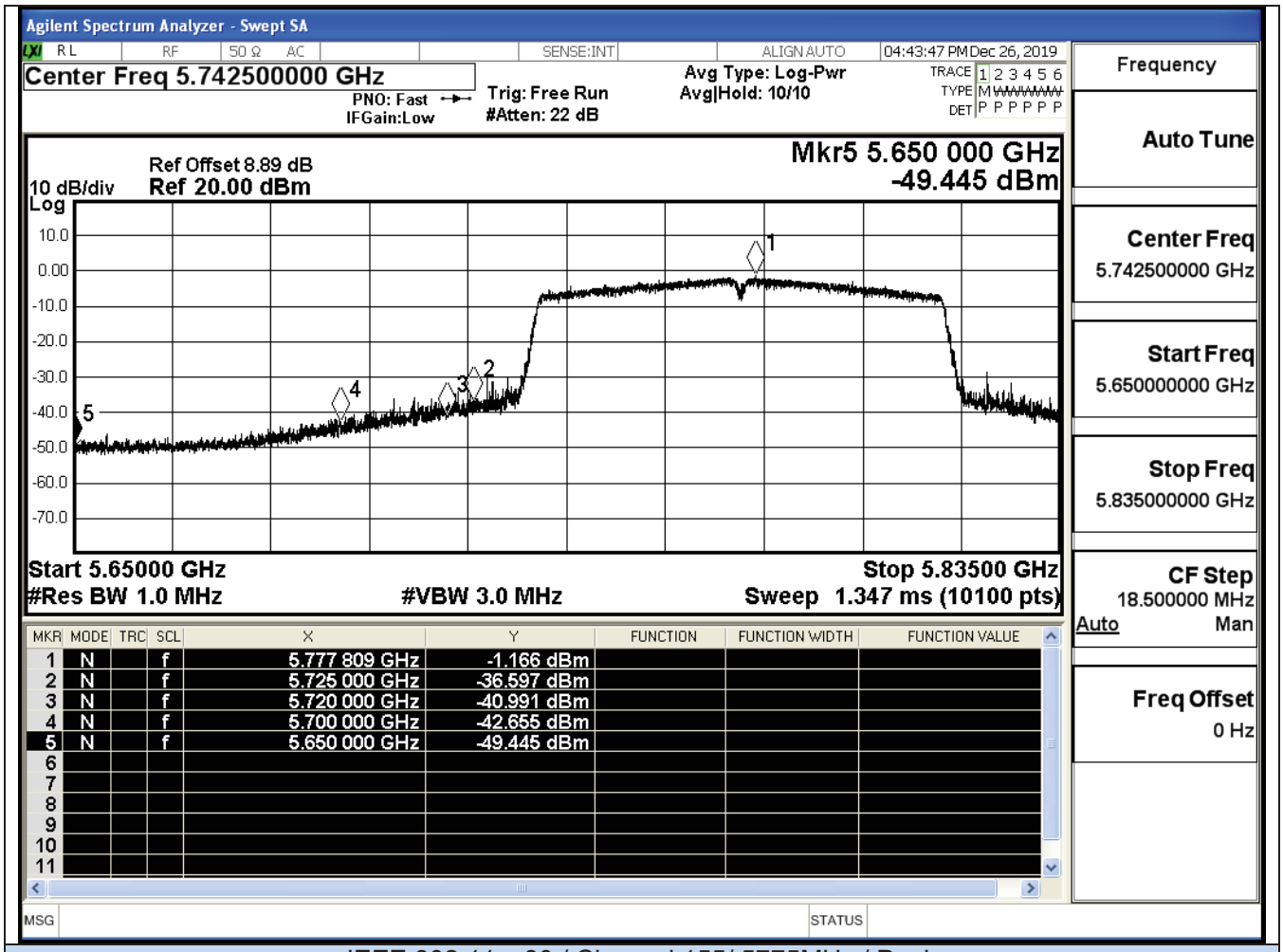


IEEE 802.11ac80 / Channel 155/ 5775MHz / Peak

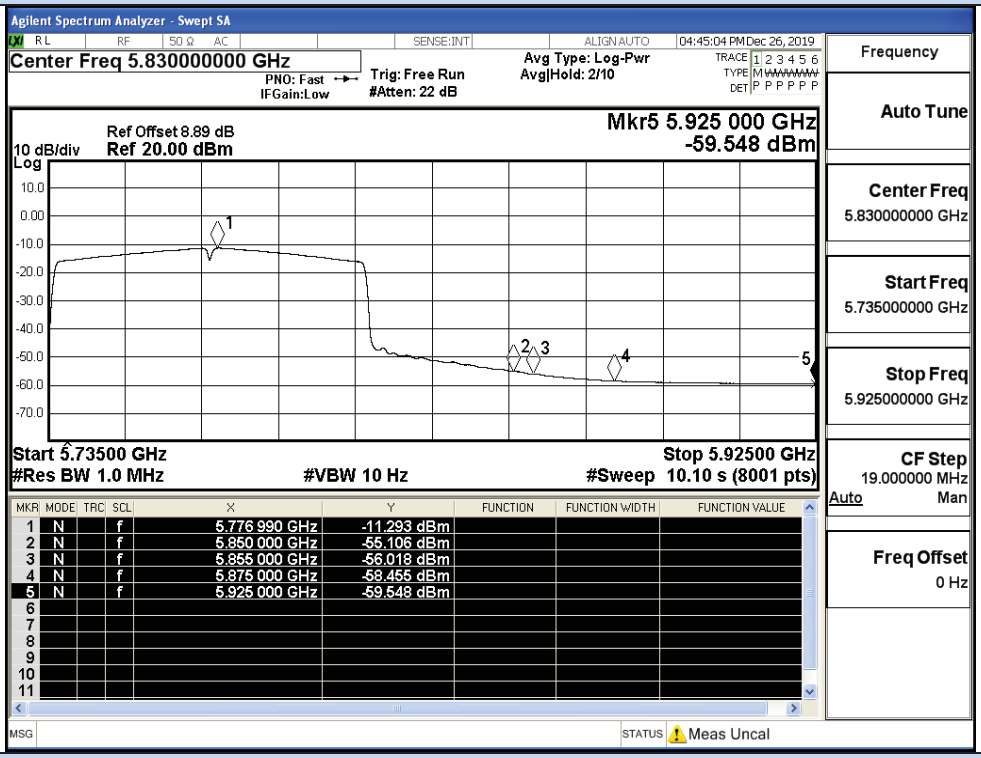


IEEE 802.11ac80 / Channel 155 / 5775MHz / Average

Ant1

| Test Mode | Channel | Frequency (MHz) | Conducted Power (dBm) | Antenna Gain (dBi) | EIRP (dBm/MHz) | Detector | Limit (dBm/MHz) | Verdict |
|---|---|---|---|---|---|---|---|---|
| 11A | 149 | 5650.0 | -47.81 | -3.38 | -45.81 | Peak | -27.0 | Pass |
| | | 5650.0 | -60.04 | -3.38 | -58.04 | Average | -27.0 | Pass |
| | | 5700.0 | -47.67 | -3.38 | -45.67 | Peak | 10 | Pass |
| | | 5700.0 | -59.14 | -3.38 | -57.14 | Average | 10 | Pass |
| | | 5720.0 | -45.39 | -3.38 | -43.39 | Peak | 15.6 | Pass |
| | | 5720.0 | -57.97 | -3.38 | -55.97 | Average | 15.6 | Pass |
| | | 5725.0 | -33.12 | -3.38 | -31.12 | Peak | 27.0 | Pass |
| | | 5725.0 | -52.56 | -3.38 | -50.56 | Average | 27.0 | Pass |
| | 165 | 5850.0 | -45.74 | -3.38 | -43.74 | Peak | 27.0 | Pass |
| | | 5850.0 | -58.62 | -3.38 | -56.62 | Average | 27.0 | Pass |
| | | 5855.0 | -47.01 | -3.38 | -45.01 | Peak | 15.6 | Pass |
| | | 5855.0 | -59.17 | -3.38 | -57.17 | Average | 15.6 | Pass |
| | | 5875.0 | -47.17 | -3.38 | -45.17 | Peak | 10 | Pass |
| | | 5875.0 | -59.72 | -3.38 | -57.72 | Average | 10 | Pass |
| | | 5925.0 | -49.10 | -3.38 | -47.10 | Peak | -27.0 | Pass |
| | | 5925.0 | -60.27 | -3.38 | -58.27 | Average | -27.0 | Pass |
| 11N20 SISO | 149 | 5650.0 | -48.24 | -3.38 | -46.24 | Peak | -27.0 | Pass |
| | | 5650.0 | -60.04 | -3.38 | -58.04 | Average | -27.0 | Pass |
| | | 5700.0 | -46.99 | -3.38 | -44.99 | Peak | 10 | Pass |
| | | 5700.0 | -57.95 | -3.38 | -55.95 | Average | 10 | Pass |
| | | 5720.0 | -44.72 | -3.38 | -42.72 | Peak | 15.6 | Pass |
| | | 5720.0 | -59.16 | -3.38 | -57.16 | Average | 15.6 | Pass |
| | | 5725.0 | -36.94 | -3.38 | -34.94 | Peak | 27.0 | Pass |
| | | 5725.0 | -53.48 | -3.38 | -51.48 | Average | 27.0 | Pass |
| | 165 | 5850.0 | -48.22 | -3.38 | -46.22 | Peak | 27.0 | Pass |
| | | 5850.0 | -59.26 | -3.38 | -57.26 | Average | 27.0 | Pass |
| | | 5855.0 | -48.77 | -3.38 | -46.77 | Peak | 15.6 | Pass |
| | | 5855.0 | -59.56 | -3.38 | -57.56 | Average | 15.6 | Pass |
| | | 5875.0 | -48.02 | -3.38 | -46.02 | Peak | 10 | Pass |
| | | 5875.0 | -59.85 | -3.38 | -57.85 | Average | 10 | Pass |
| | | 5925.0 | -48.49 | -3.38 | -46.49 | Peak | -27.0 | Pass |
| | | 5925.0 | -60.30 | -3.38 | -58.30 | Average | -27.0 | Pass |

| Test Mode | Channel | Frequency (MHz) | Conducted Power (dBm) | Antenna Gain (dBi) | EIRP (dBm/MHz) | Detector | Limit (dBm/MHz) | Verdict |
|---|---|---|---|---|---|---|---|---|
| 11N40 SISO | 151 | 5650.0 | -48.33 | -3.38 | -46.33 | Peak | -27.0 | Pass |
| | | 5650.0 | -59.95 | -3.38 | -57.95 | Average | -27.0 | Pass |
| | | 5700.0 | -48.17 | -3.38 | -46.17 | Peak | 10 | Pass |
| | | 5700.0 | -58.85 | -3.38 | -56.85 | Average | 10 | Pass |
| | | 5720.0 | -35.10 | -3.38 | -33.10 | Peak | 15.6 | Pass |
| | | 5720.0 | -52.64 | -3.38 | -50.64 | Average | 15.6 | Pass |
| | | 5725.0 | -32.74 | -3.38 | -30.74 | Peak | 27.0 | Pass |
| | | 5725.0 | -49.89 | -3.38 | -47.89 | Average | 27.0 | Pass |
| | 159 | 5850.0 | -47.13 | -3.38 | -45.13 | Peak | 27.0 | Pass |
| | | 5850.0 | -58.72 | -3.38 | -56.72 | Average | 27.0 | Pass |
| | | 5855.0 | -47.71 | -3.38 | -45.71 | Peak | 15.6 | Pass |
| | | 5855.0 | -58.91 | -3.38 | -56.91 | Average | 15.6 | Pass |
| | | 5875.0 | -47.18 | -3.38 | -45.18 | Peak | 10 | Pass |
| | | 5875.0 | -59.24 | -3.38 | -57.24 | Average | 10 | Pass |
| | | 5925.0 | -47.97 | -3.38 | -45.97 | Peak | -27.0 | Pass |
| | | 5925.0 | -59.84 | -3.38 | -57.84 | Average | -27.0 | Pass |
| 11AC20 SISO | 149 | 5650.0 | -48.27 | -3.38 | -46.27 | Peak | -27.0 | Pass |
| | | 5650.0 | -60.23 | -3.38 | -58.23 | Average | -27.0 | Pass |
| | | 5700.0 | -46.51 | -3.38 | -44.51 | Peak | 10 | Pass |
| | | 5700.0 | -58.51 | -3.38 | -56.51 | Average | 10 | Pass |
| | | 5720.0 | -46.43 | -3.38 | -44.43 | Peak | 15.6 | Pass |
| | | 5720.0 | -59.50 | -3.38 | -57.50 | Average | 15.6 | Pass |
| | | 5725.0 | -40.19 | -3.38 | -38.19 | Peak | 27.0 | Pass |
| | | 5725.0 | -55.18 | -3.38 | -53.18 | Average | 27.0 | Pass |
| | 165 | 5850.0 | -46.98 | -3.38 | -44.98 | Peak | 27.0 | Pass |
| | | 5850.0 | -58.59 | -3.38 | -56.59 | Average | 27.0 | Pass |
| | | 5855.0 | -47.14 | -3.38 | -45.14 | Peak | 15.6 | Pass |
| | | 5855.0 | -59.05 | -3.38 | -57.05 | Average | 15.6 | Pass |

| | | | | | | | | |
|---|---|---|---|---|---|---|---|---|
| | | 5875.0 | -47.15 | -3.38 | -45.15 | Peak | 10 | Pass |
| | | 5875.0 | -59.48 | -3.38 | -57.48 | Average | 10 | Pass |
| | | 5925.0 | -48.15 | -3.38 | -46.15 | Peak | -27.0 | Pass |
| | | 5925.0 | -60.09 | -3.38 | -58.09 | Average | -27.0 | Pass |
| 11AC40 SISO | 151 | 5650.0 | -49.46 | -3.38 | -47.46 | Peak | -27.0 | Pass |
| | | 5650.0 | -60.56 | -3.38 | -58.56 | Average | -27.0 | Pass |
| | | 5700.0 | -48.44 | -3.38 | -46.44 | Peak | 10 | Pass |
| | | 5700.0 | -60.13 | -3.38 | -58.13 | Average | 10 | Pass |
| | | 5720.0 | -43.90 | -3.38 | -41.90 | Peak | 15.6 | Pass |
| | | 5720.0 | -58.03 | -3.38 | -56.03 | Average | 15.6 | Pass |
| | | 5725.0 | -41.87 | -3.38 | -39.87 | Peak | 27.0 | Pass |
| | | 5725.0 | -56.06 | -3.38 | -54.06 | Average | 27.0 | Pass |
| | 159 | 5850.0 | -48.89 | -3.38 | -46.89 | Peak | 27.0 | Pass |
| | | 5850.0 | -59.66 | -3.38 | -57.66 | Average | 27.0 | Pass |
| | | 5855.0 | -48.97 | -3.38 | -46.97 | Peak | 15.6 | Pass |
| | | 5855.0 | -59.78 | -3.38 | -57.78 | Average | 15.6 | Pass |
| | | 5875.0 | -48.62 | -3.38 | -46.62 | Peak | 10 | Pass |
| | | 5875.0 | -59.96 | -3.38 | -57.96 | Average | 10 | Pass |
| | | 5925.0 | -49.38 | -3.38 | -47.38 | Peak | -27.0 | Pass |
| | | 5925.0 | -60.27 | -3.38 | -58.27 | Average | -27.0 | Pass |
| 11AC80 SISO | 155 | 5725.0 | -47.38 | -3.38 | -45.38 | Peak | 27.0 | Pass |
| | | 5720.0 | -47.12 | -3.38 | -45.12 | Peak | 15.6 | Pass |
| | | 5700.0 | -48.68 | -3.38 | -46.68 | Peak | 10 | Pass |
| | | 5650.0 | -48.68 | -3.38 | -46.68 | Peak | -27.0 | Pass |
| | | 5725.0 | -58.60 | -3.38 | -56.60 | Average | 27.0 | Pass |
| | | 5720.0 | -58.84 | -3.38 | -56.84 | Average | 15.6 | Pass |
| | | 5700.0 | -59.50 | -3.38 | -57.50 | Average | 10 | Pass |
| | | 5650.0 | -59.98 | -3.38 | -57.98 | Average | -27.0 | Pass |
| | | 5850.0 | -47.38 | -3.38 | -45.38 | Peak | 27.0 | Pass |
| | | 5855.0 | -47.12 | -3.38 | -45.12 | Peak | 15.6 | Pass |
| | | 5875.0 | -48.68 | -3.38 | -46.68 | Peak | 10 | Pass |
| | | 5925.0 | -48.68 | -3.38 | -46.68 | Peak | -27.0 | Pass |
| | | 5850.0 | -58.60 | -3.38 | -56.60 | Average | 27.0 | Pass |
| | | 5855.0 | -58.84 | -3.38 | -56.84 | Average | 15.6 | Pass |
| | | 5875.0 | -59.50 | -3.38 | -57.50 | Average | 10 | Pass |
| | | 5925.0 | -59.98 | -3.38 | -57.98 | Average | -27.0 | Pass |

EIRP(dBm/MHz)= Conducted Power (dBm) + Antenna Gain (dBi)

The upper bound on antenna gain for a device with a single RF output shall be selected as the maximum in-band gain of the antenna across all operating bands or 2 dBi, whichever is greater

## Undesirable Emissions Measurement

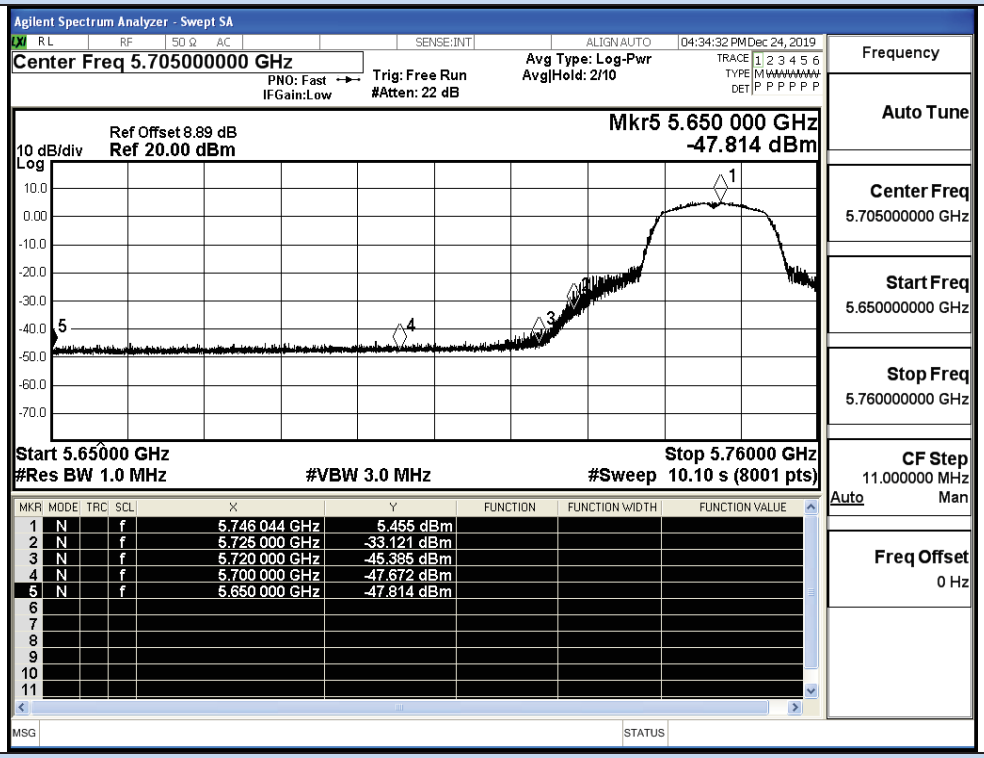


IEEE 802.11a / Channel 149 / 5745MHz / Peak

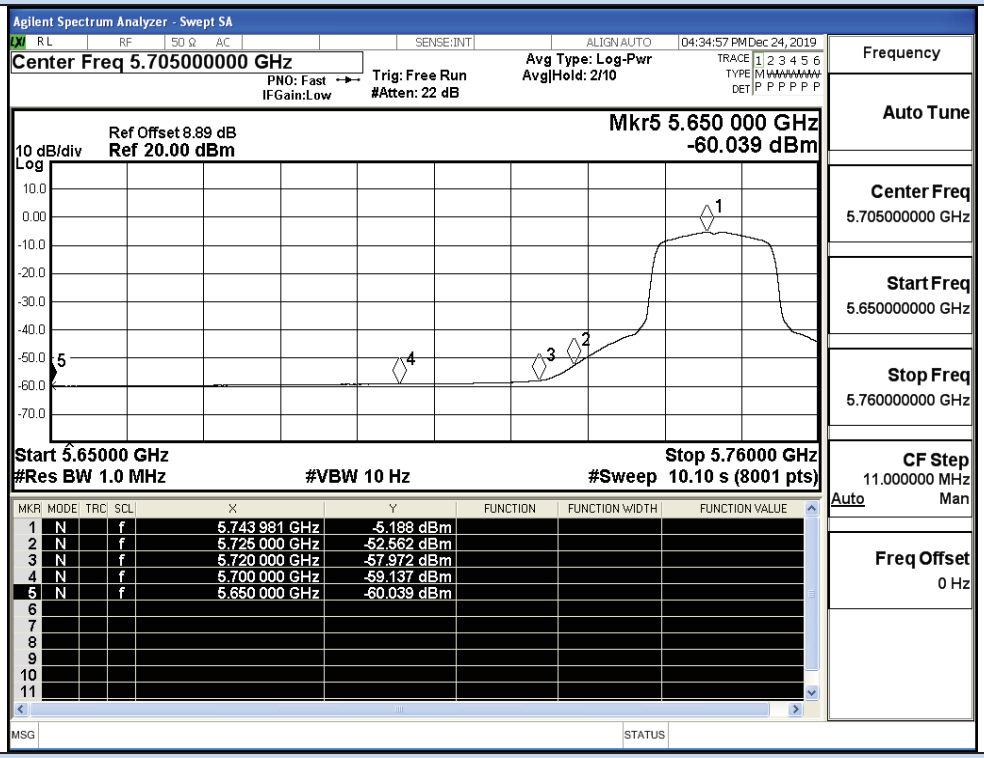


IEEE 802.11a / Channel 148 / 5745MHz / Average

## Undesirable Emissions Measurement

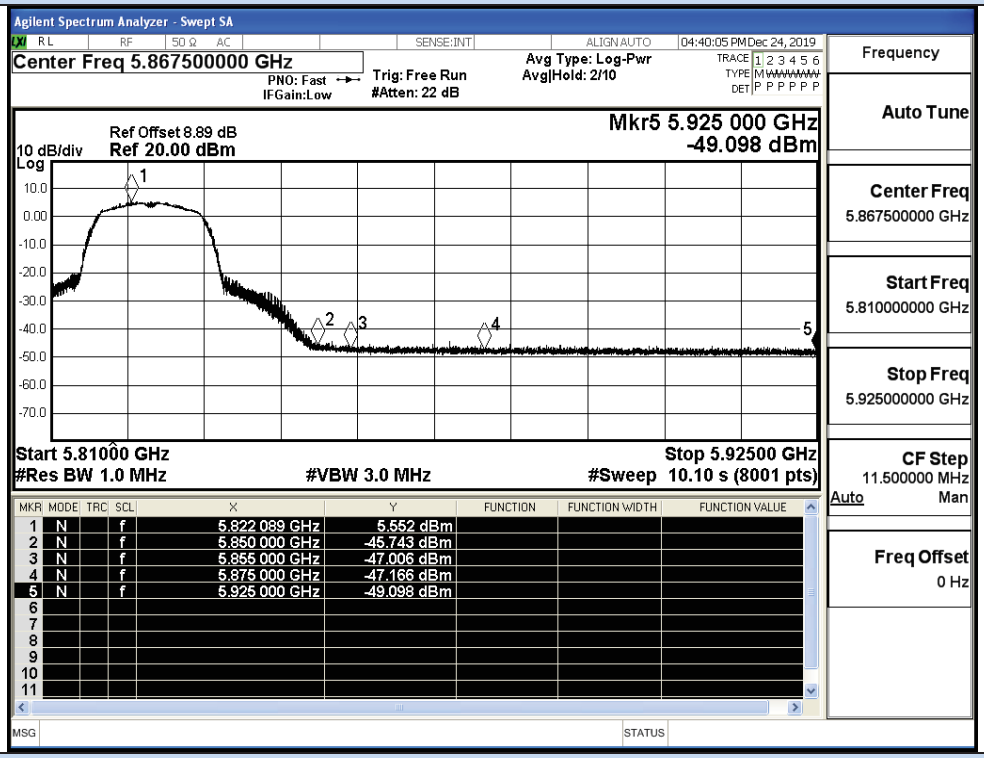


## IEEE 802.11a / Channel 165 / 5825MHz / Peak

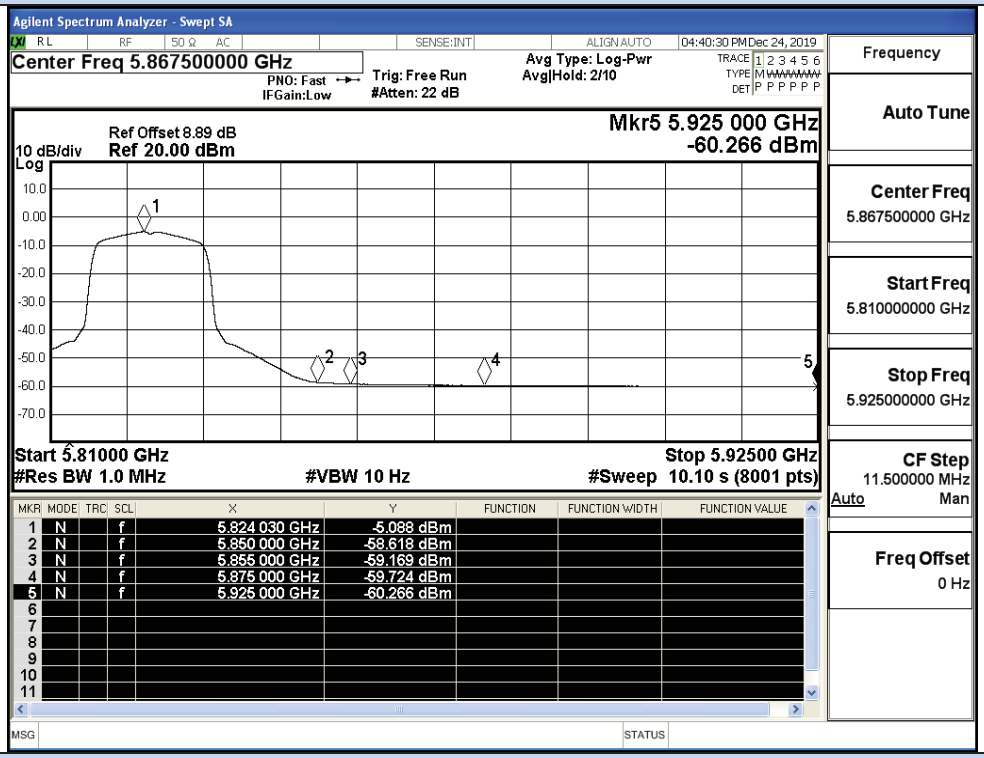


## IEEE 802.11a / Channel 165 / 5825MHz / Average

## Undesirable Emissions Measurement

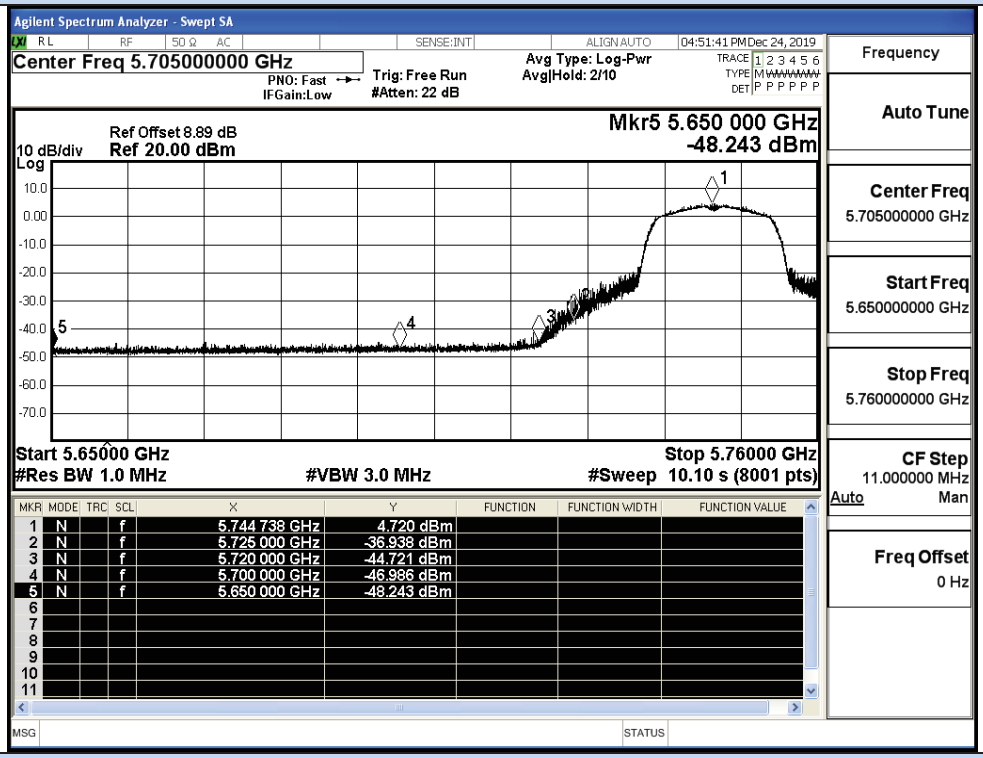


## IEEE 802.11n20 / Channel 149 / 5745MHz / Peak

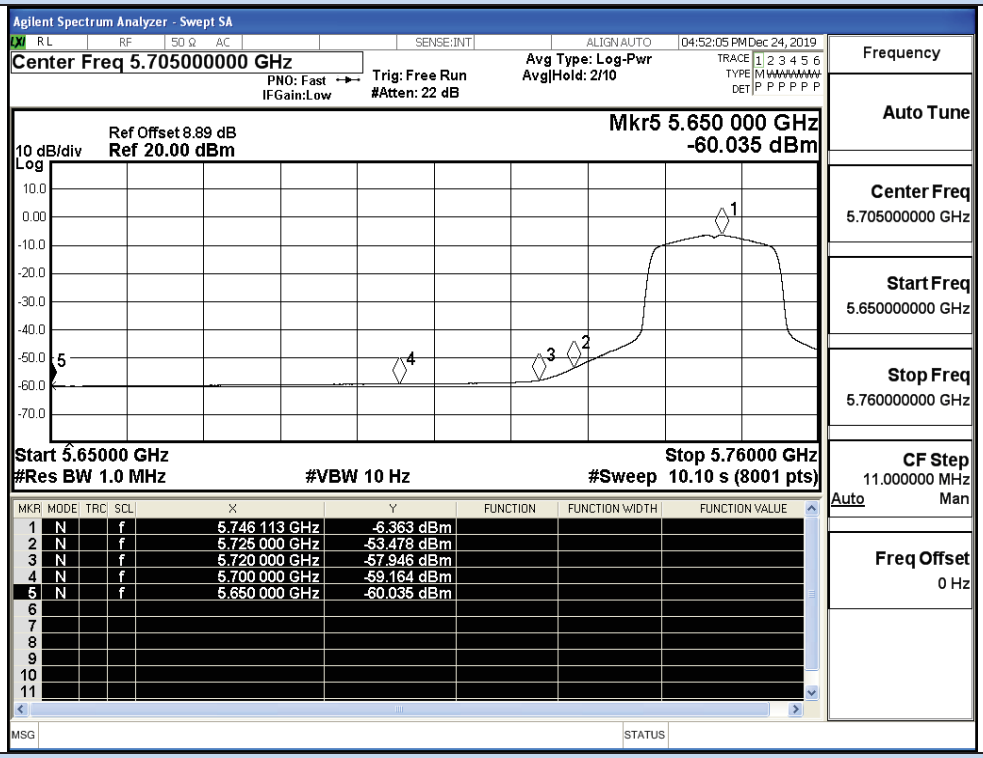


## IEEE 802.11n20 / Channel 149 / 5745MHz / Average

Undesirable Emissions Measurement

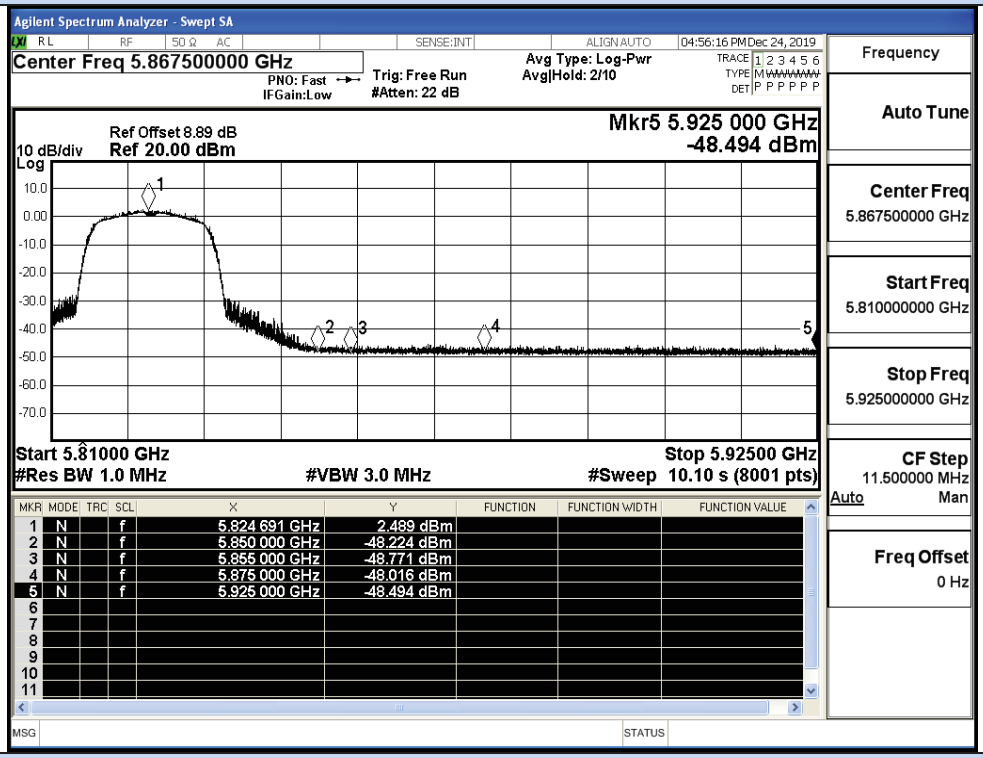


IEEE 802.11n20 / Channel 165 / 5825MHz / Peak

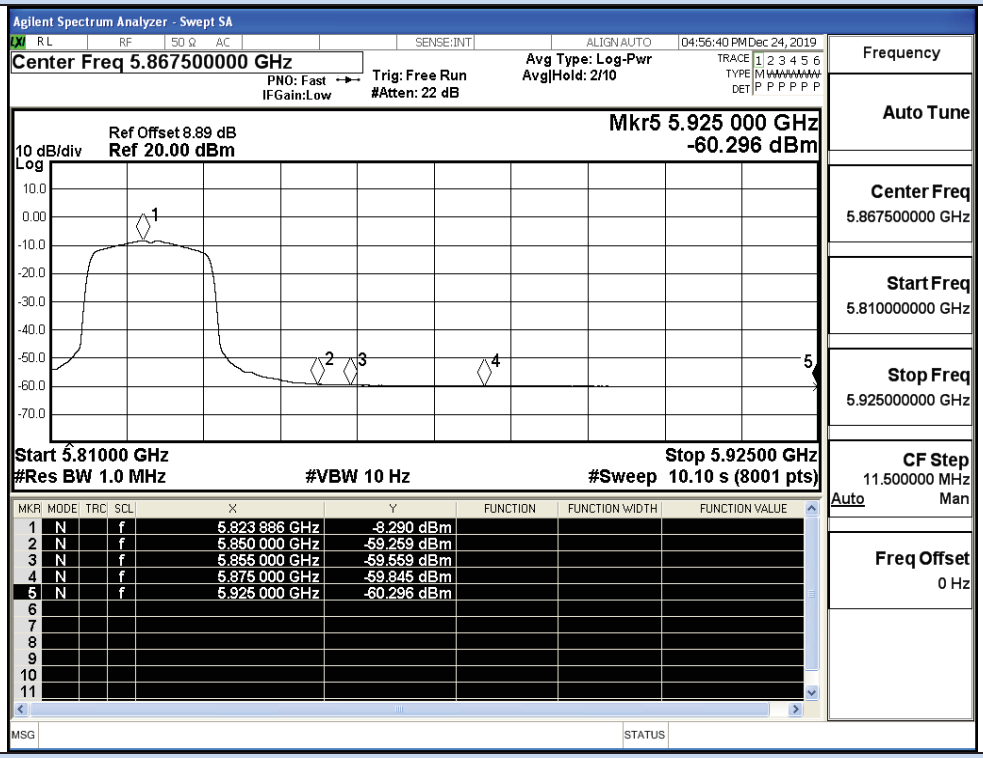


IEEE 802.11n20 / Channel 165 / 5825MHz / Average

## Undesirable Emissions Measurement

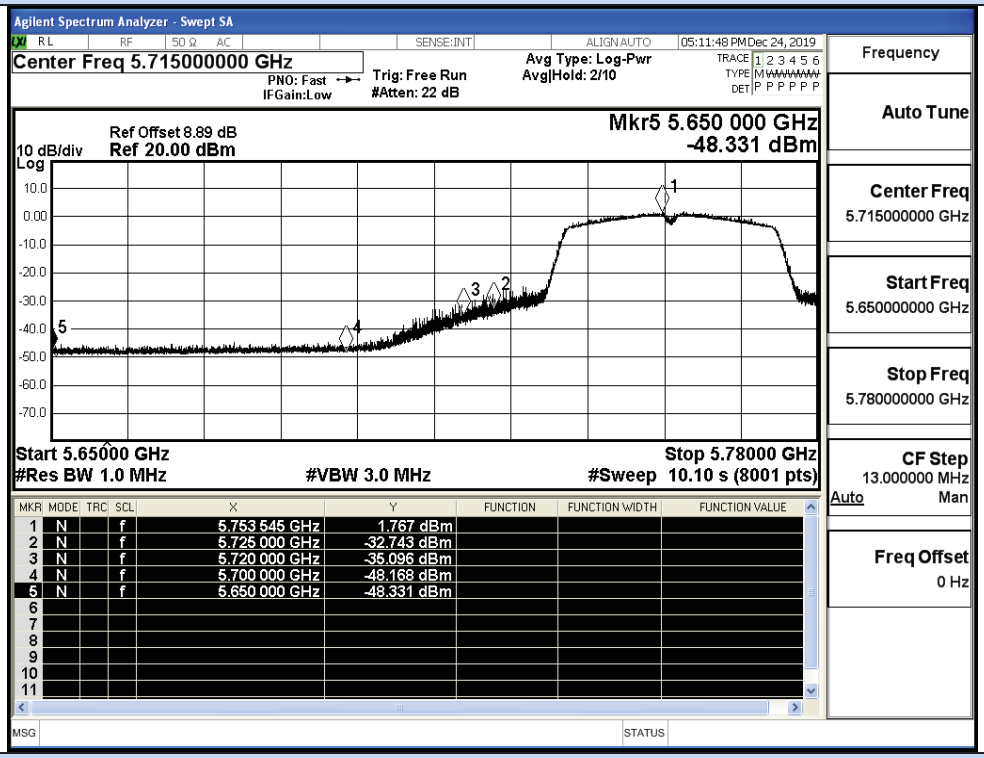


## IEEE 802.11n40 / Channel 151 / 5755MHz / Peak

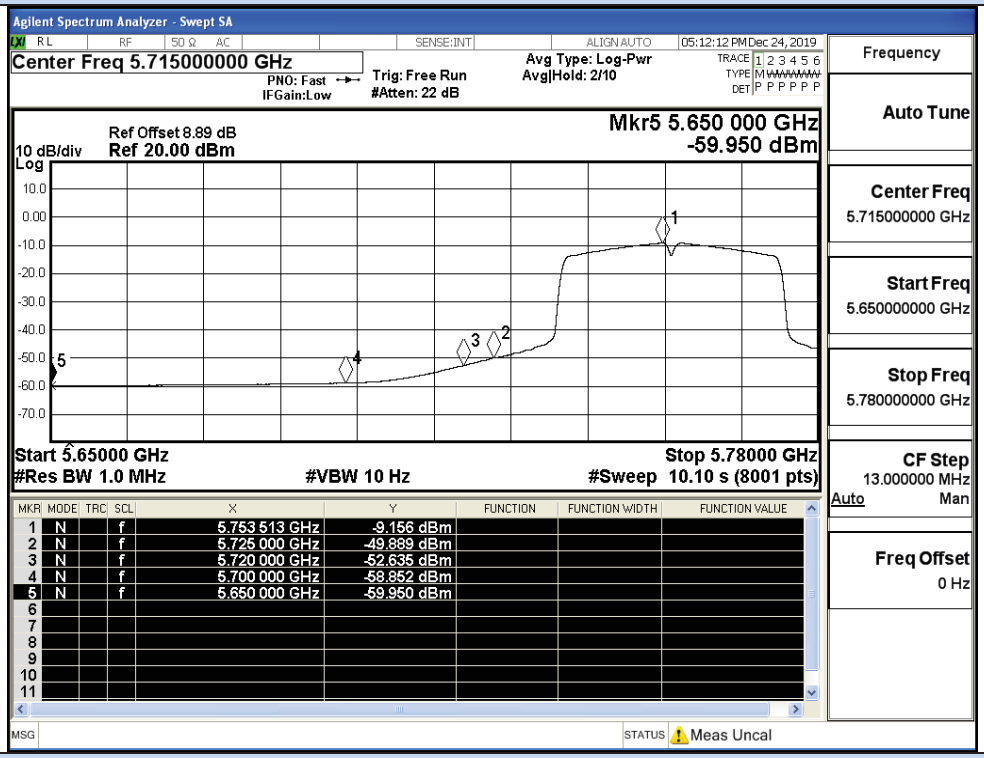


## IEEE 802.11n40 / Channel 151 / 5755MHz / Average

## Undesirable Emissions Measurement

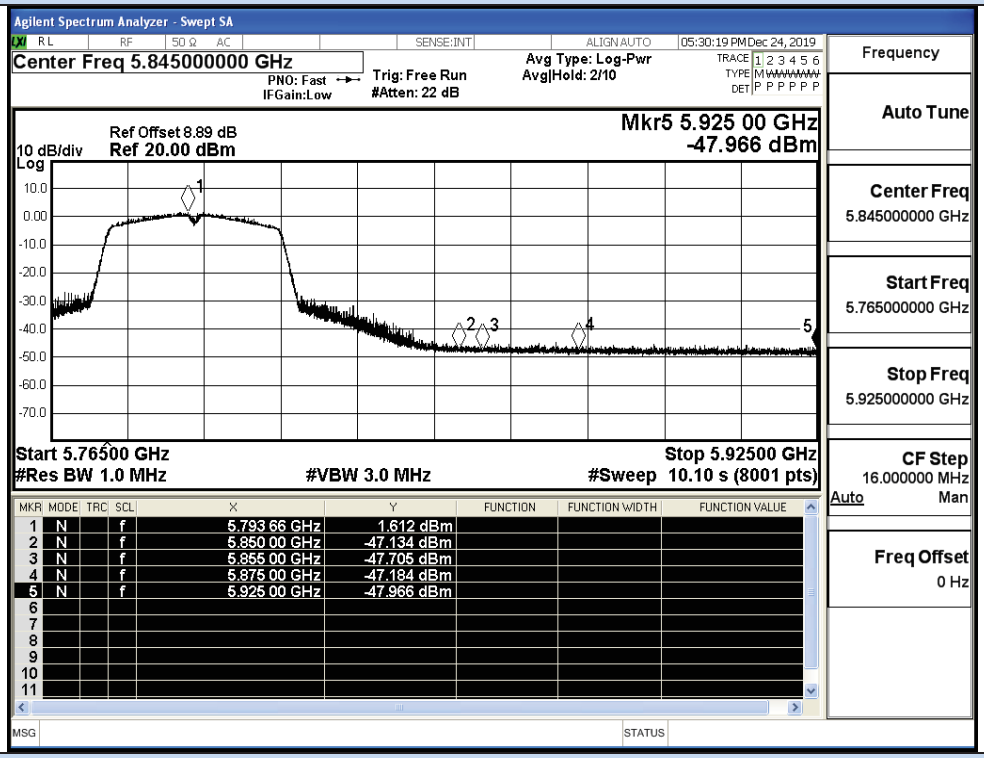


IEEE 802.11n40 / Channel 159 / 5795MHz / Peak

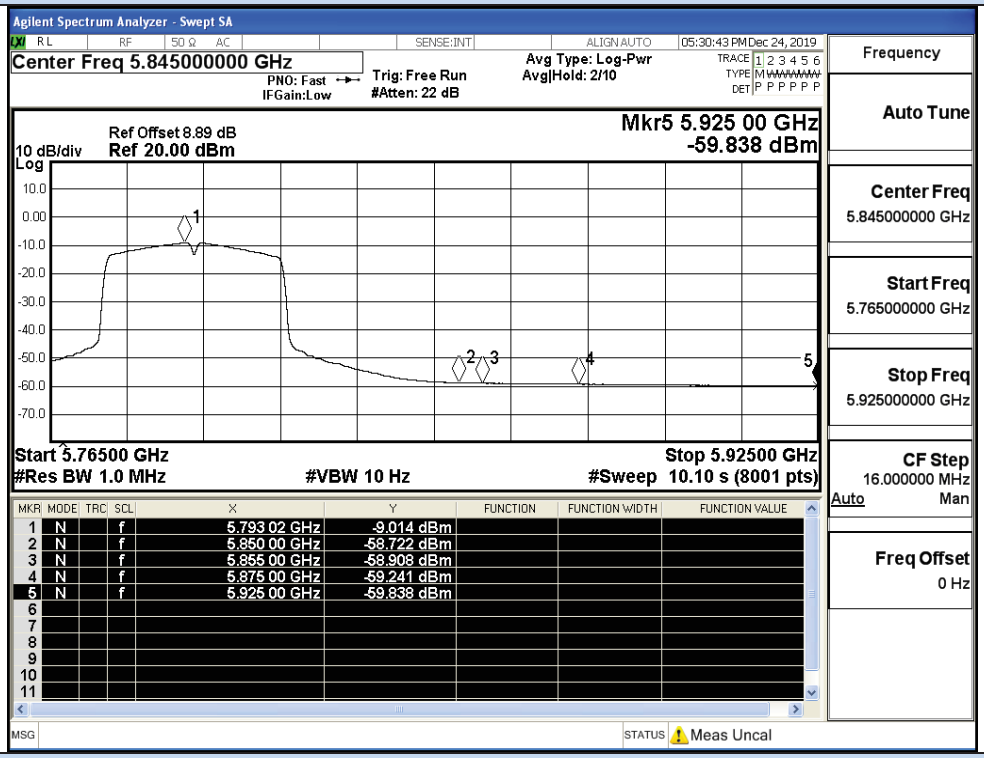


IEEE 802.11n40 / Channel 159 / 5795MHz / Average

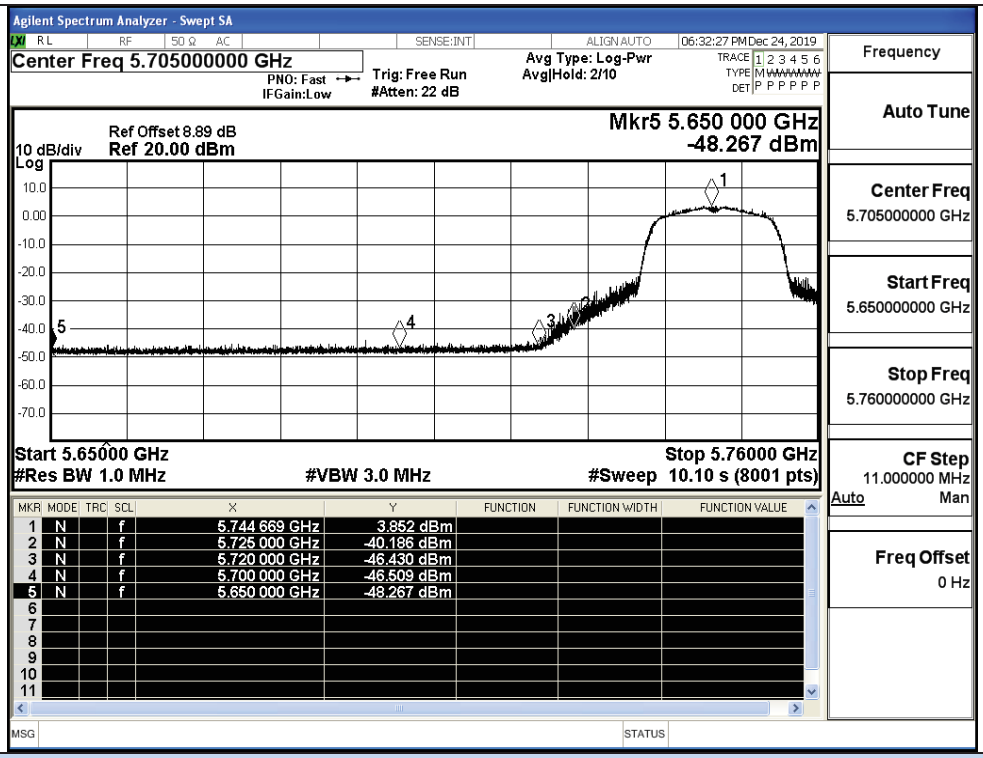


IEEE 802.11ac20 / Channel 149 / 5745MHz / Peak

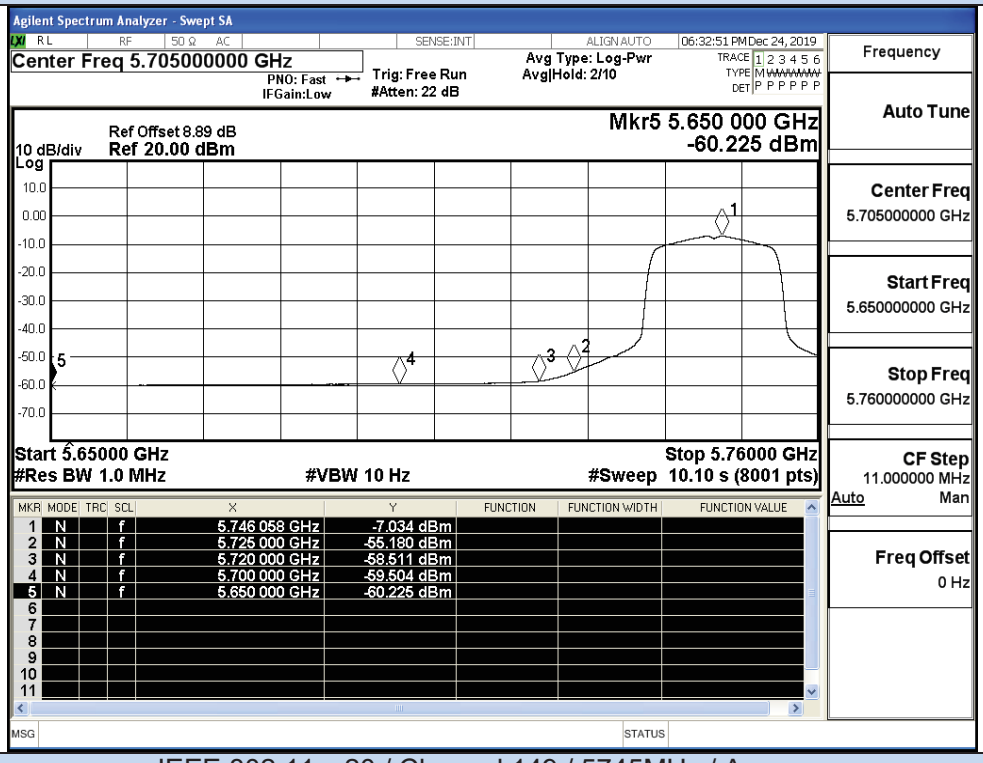


IEEE 802.11ac20 / Channel 149 / 5745MHz / Average

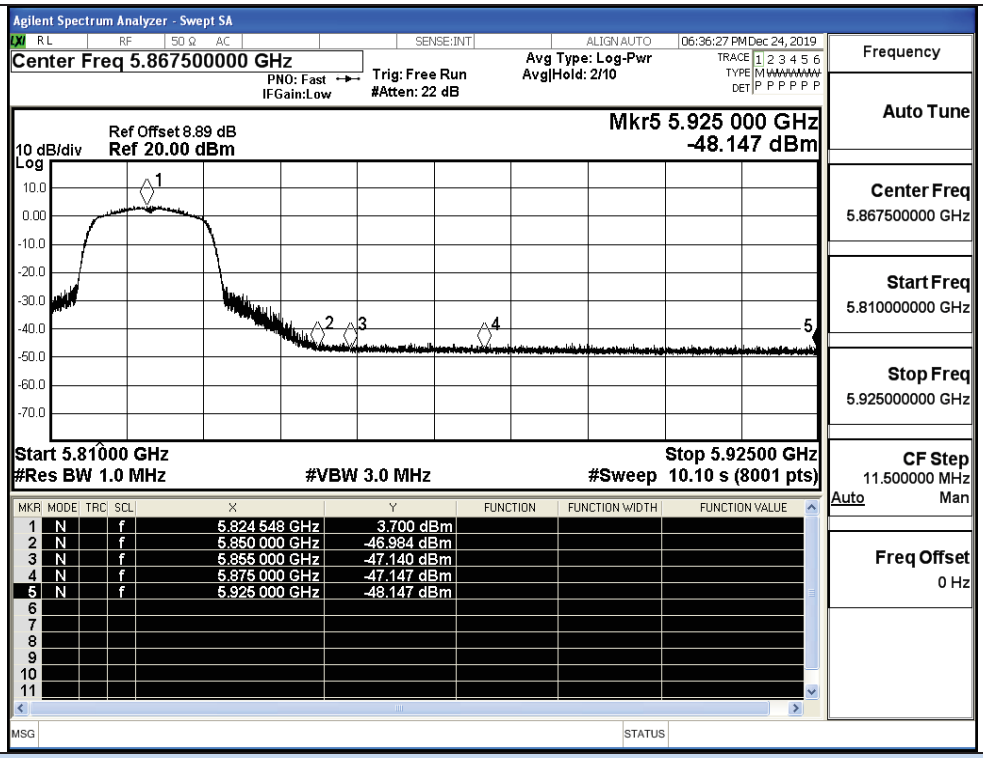


IEEE 802.11ac20 / Channel 165 / 5825MHz / Peak

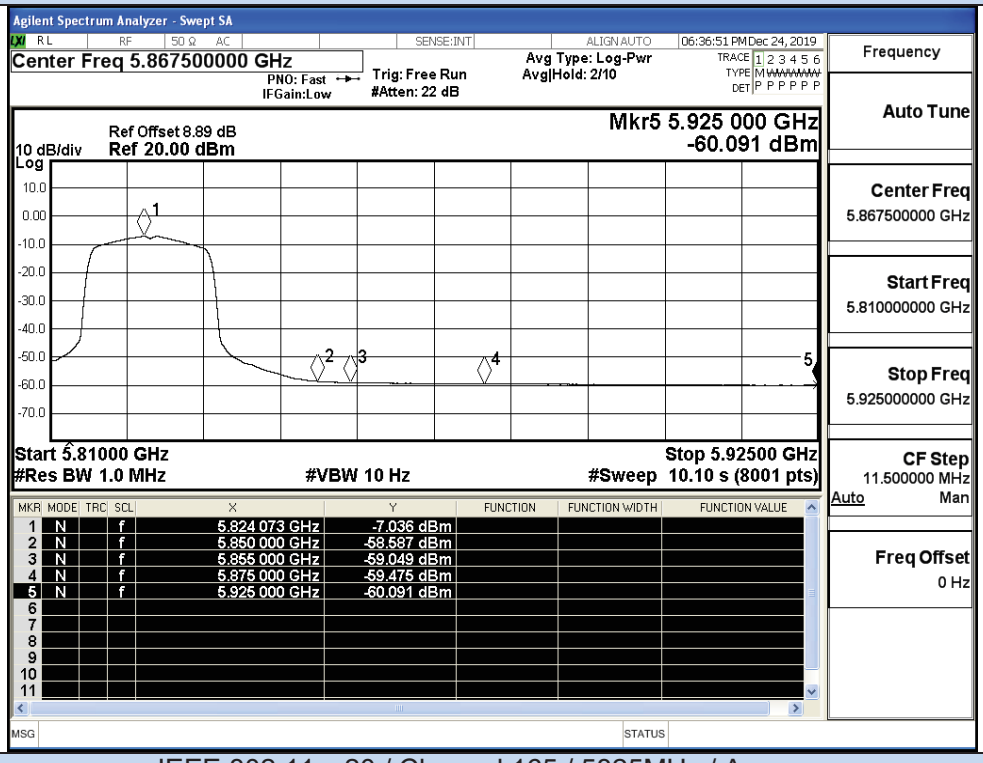


IEEE 802.11ac20 / Channel 165 / 5825MHz / Average

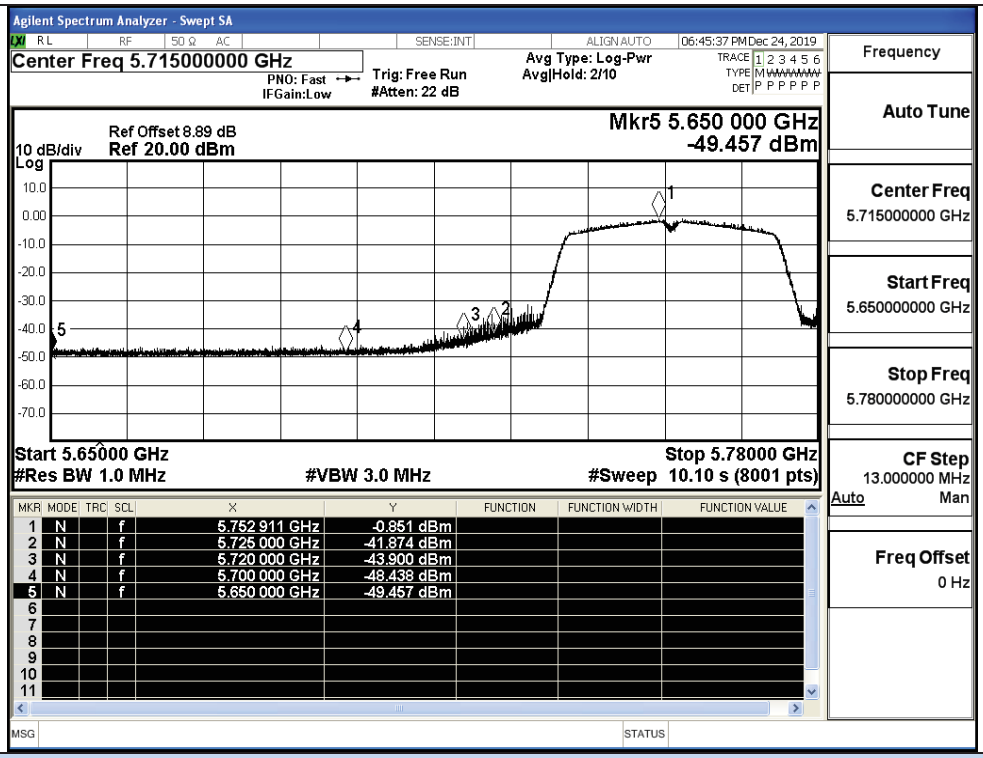


IEEE 802.11ac40 / Channel 151 / 5755MHz / Peak

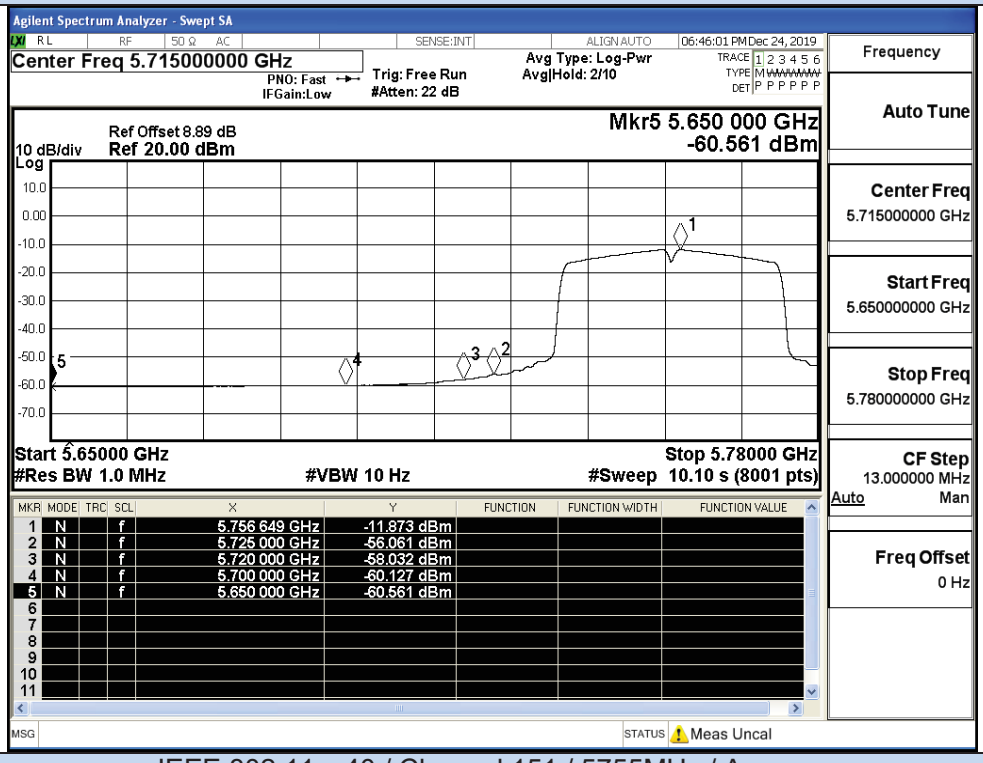


IEEE 802.11ac40 / Channel 151 / 5755MHz / Average

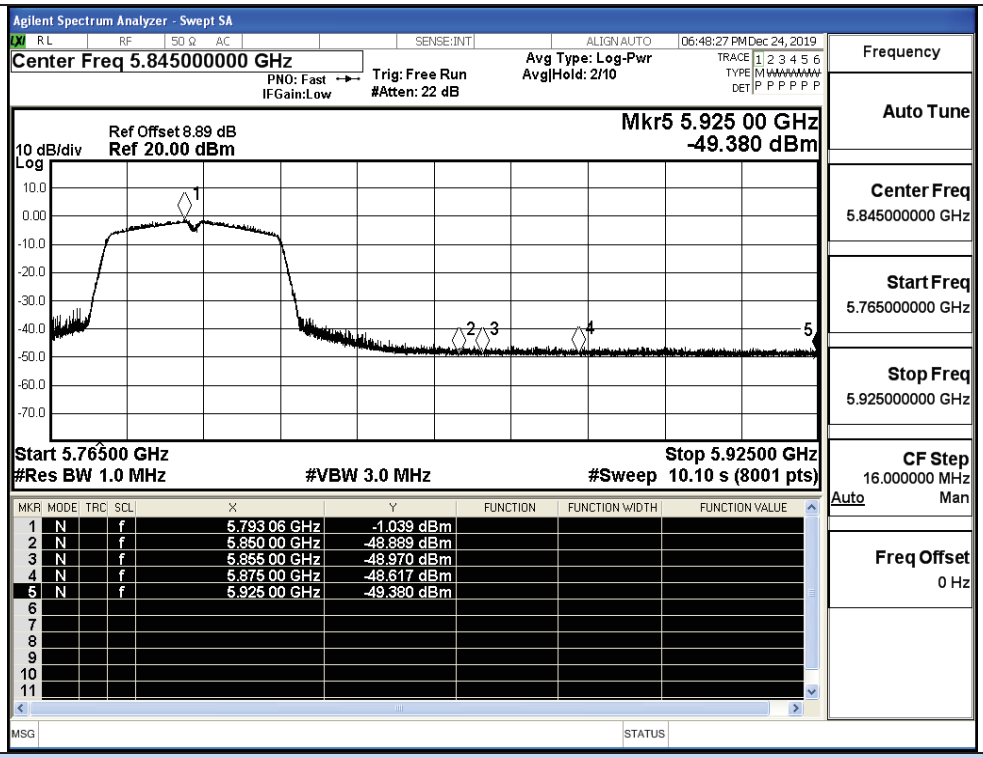


IEEE 802.11ac40 / Channel 159 / 5795MHz / Peak

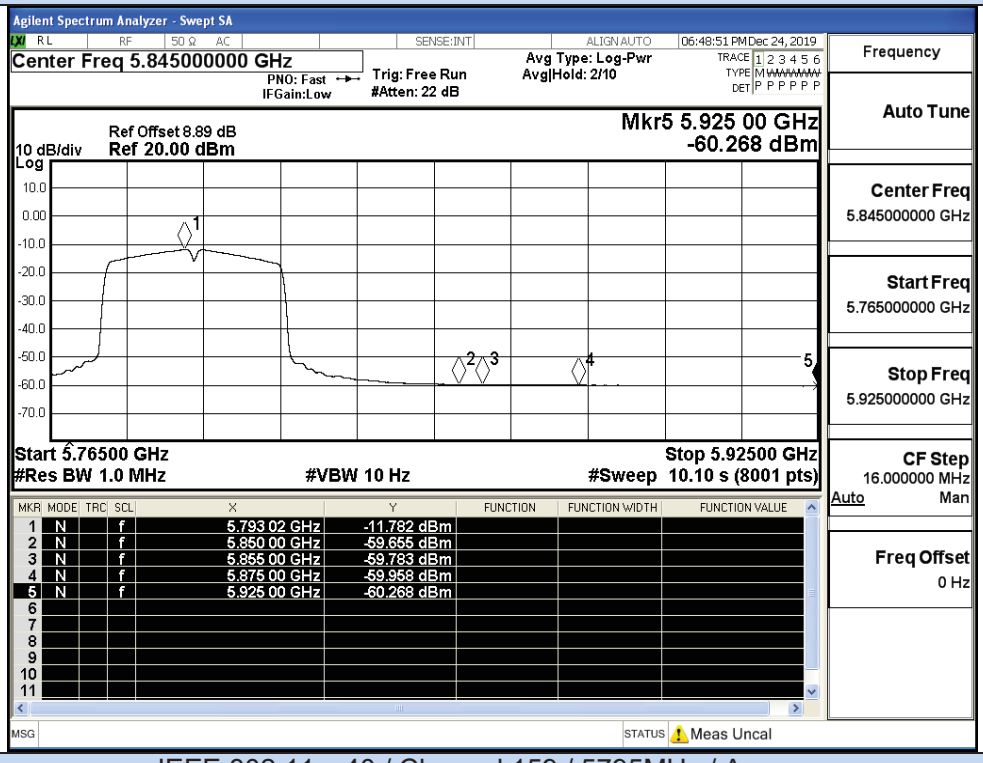


IEEE 802.11ac40 / Channel 159 / 5795MHz / Average

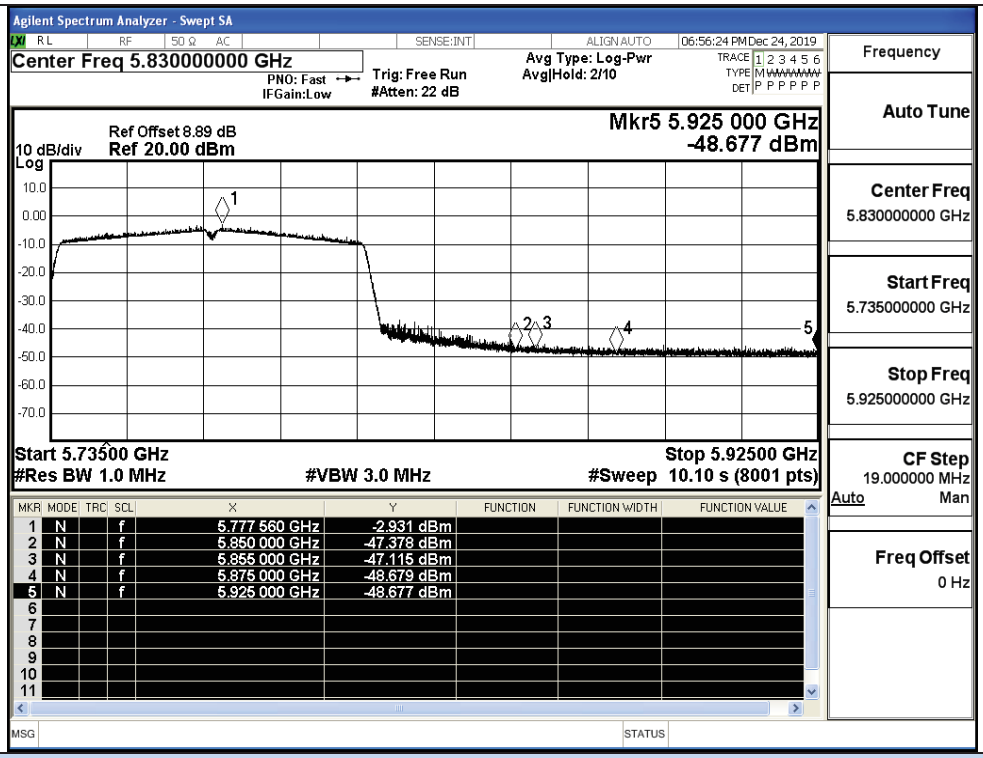


IEEE 802.11ac80 / Channel 155 / 5775MHz / Peak

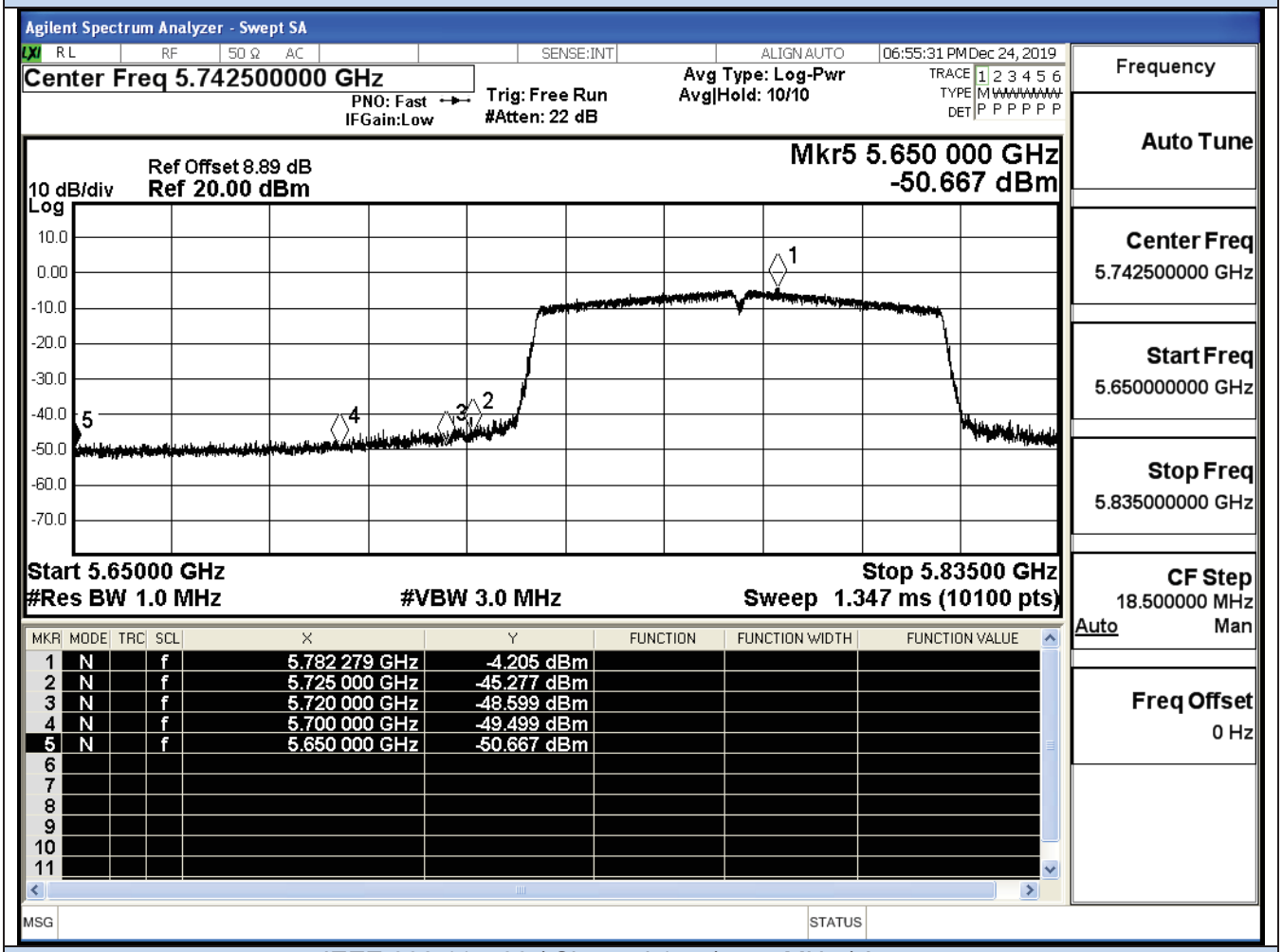


IEEE 802.11ac80 / Channel 155 / 5775MHz / Average

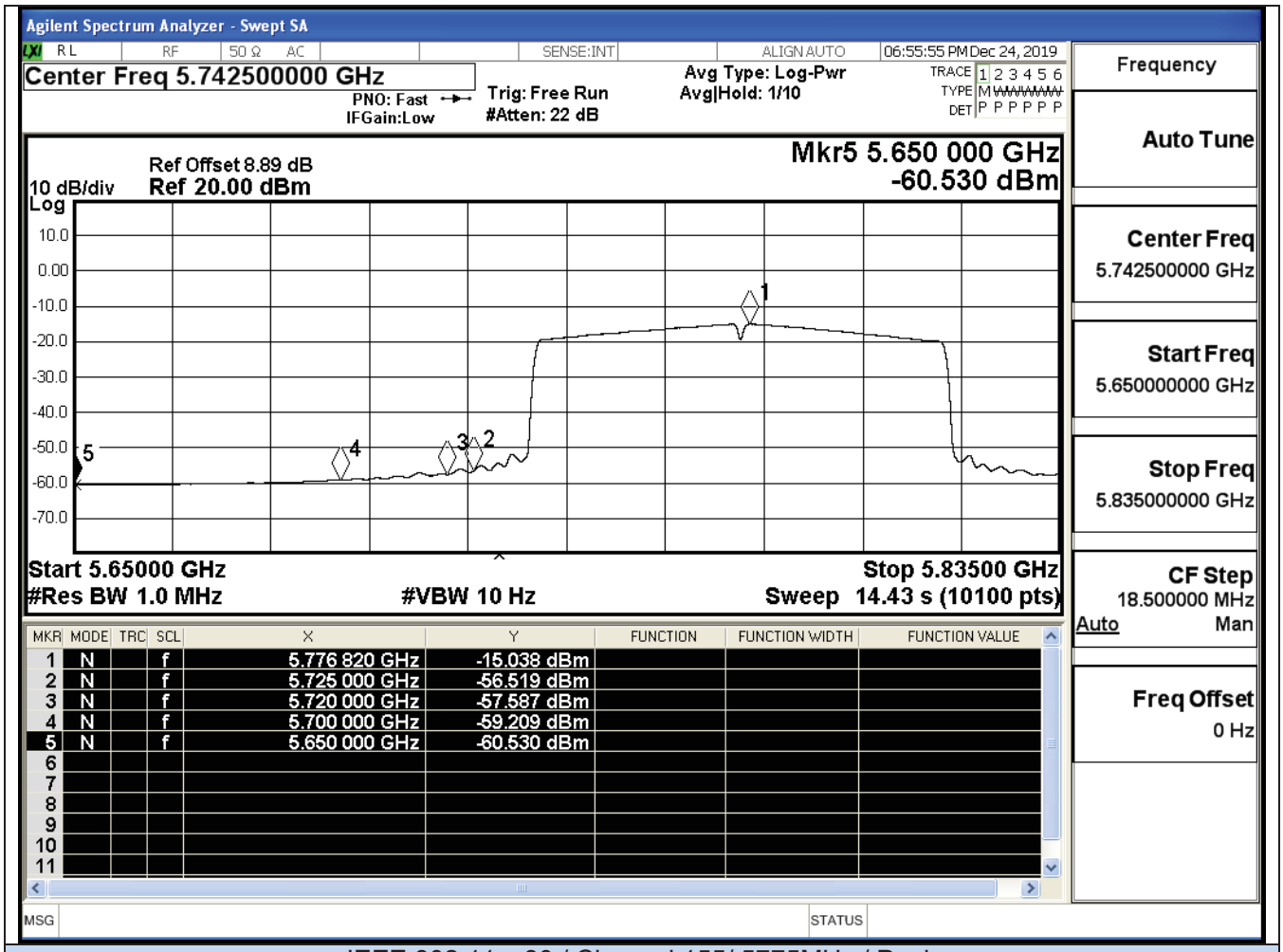


IEEE 802.11ac80 / Channel 155/ 5775MHz / Peak

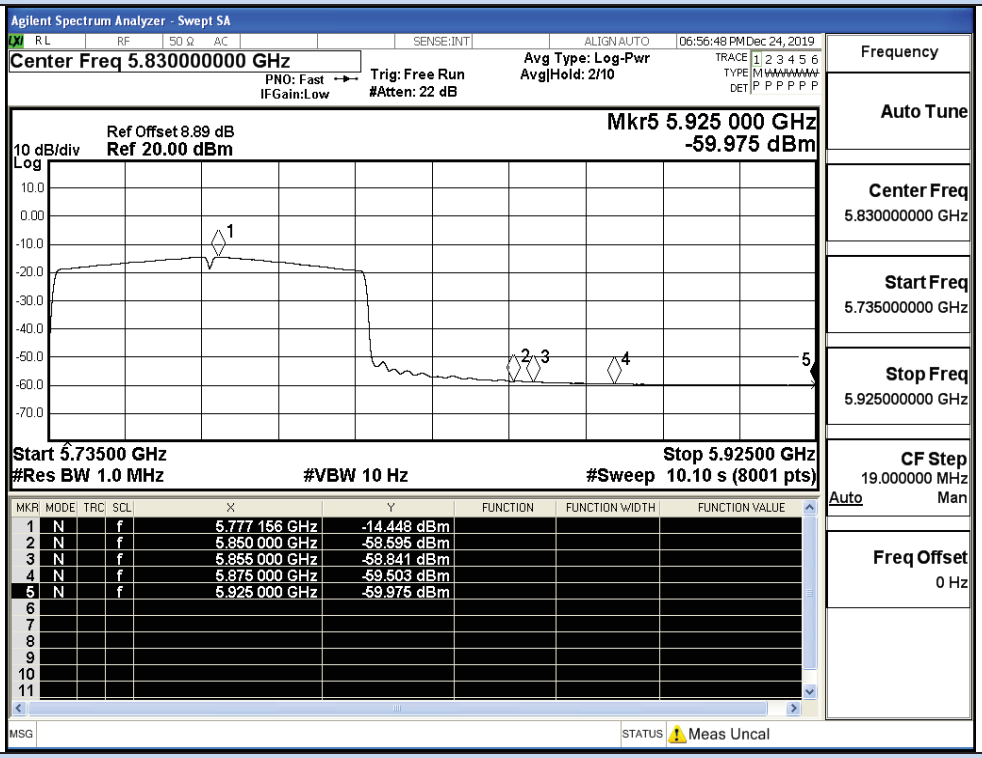


IEEE 802.11ac80 / Channel 155 / 5775MHz / Average

Ant0+1

| Test Mode | Channel | Frequency (MHz) | Conducted Power (dBm) | Antenna Gain (dBi) | EIRP (dBm/MHz) | Detector | Limit (dBm/MHz) | Verdict |
|---|---|---|---|---|---|---|---|---|
| 11N20 SISO | 149 | 5650.0 | -45.40 | -0.37 | -43.40 | Peak | -27.0 | Pass |
| | | 5650.0 | -57.03 | -0.37 | -55.03 | Average | -27.0 | Pass |
| | | 5700.0 | -44.18 | -0.37 | -42.18 | Peak | 10 | Pass |
| | | 5700.0 | -54.98 | -0.37 | -52.98 | Average | 10 | Pass |
| | | 5720.0 | -42.19 | -0.37 | -40.19 | Peak | 15.6 | Pass |
| | | 5720.0 | -56.15 | -0.37 | -54.15 | Average | 15.6 | Pass |
| | | 5725.0 | -31.88 | -0.37 | -29.88 | Peak | 27.0 | Pass |
| | | 5725.0 | -50.70 | -0.37 | -48.70 | Average | 27.0 | Pass |
| | 165 | 5850.0 | -43.97 | -0.37 | -41.97 | Peak | 27.0 | Pass |
| | | 5850.0 | -55.74 | -0.37 | -53.74 | Average | 27.0 | Pass |
| | | 5855.0 | -44.24 | -0.37 | -42.24 | Peak | 15.6 | Pass |
| | | 5855.0 | -56.22 | -0.37 | -54.22 | Average | 15.6 | Pass |
| | | 5875.0 | -45.00 | -0.37 | -43.00 | Peak | 10 | Pass |
| | | 5875.0 | -56.59 | -0.37 | -54.59 | Average | 10 | Pass |
| | | 5925.0 | -45.46 | -0.37 | -43.46 | Peak | -27.0 | Pass |
| | | 5925.0 | -57.13 | -0.37 | -55.13 | Average | -27.0 | Pass |

| Test Mode | Channel | Frequency (MHz) | Conducted Power (dBm) | Antenna Gain (dBi) | EIRP (dBm/MHz) | Detector | Limit (dBm/MHz) | Verdict |
|---|---|---|---|---|---|---|---|---|
| 11N40 SISO | 151 | 5650.0 | -44.68 | -0.37 | -42.68 | Peak | -27.0 | Pass |
| | | 5650.0 | -56.93 | -0.37 | -54.93 | Average | -27.0 | Pass |
| | | 5700.0 | -44.35 | -0.37 | -42.35 | Peak | 10 | Pass |
| | | 5700.0 | -55.86 | -0.37 | -53.86 | Average | 10 | Pass |
| | | 5720.0 | -33.45 | -0.37 | -31.45 | Peak | 15.6 | Pass |
| | | 5720.0 | -49.91 | -0.37 | -47.91 | Average | 15.6 | Pass |
| | | 5725.0 | -30.19 | -0.37 | -28.19 | Peak | 27.0 | Pass |
| | | 5725.0 | -47.15 | -0.37 | -45.15 | Average | 27.0 | Pass |
| | 159 | 5850.0 | -44.47 | -0.37 | -42.47 | Peak | 27.0 | Pass |
| | | 5850.0 | -55.65 | -0.37 | -53.65 | Average | 27.0 | Pass |
| | | 5855.0 | -45.03 | -0.37 | -43.03 | Peak | 15.6 | Pass |
| | | 5855.0 | -55.83 | -0.37 | -53.83 | Average | 15.6 | Pass |
| | | 5875.0 | -44.67 | -0.37 | -42.67 | Peak | 10 | Pass |
| | | 5875.0 | -56.17 | -0.37 | -54.17 | Average | 10 | Pass |
| | | 5925.0 | -45.54 | -0.37 | -43.54 | Peak | -27.0 | Pass |
| | | 5925.0 | -56.82 | -0.37 | -54.82 | Average | -27.0 | Pass |
| 11AC20 SISO | 149 | 5650.0 | -45.11 | -0.37 | -43.11 | Peak | -27.0 | Pass |
| | | 5650.0 | -57.14 | -0.37 | -55.14 | Average | -27.0 | Pass |
| | | 5700.0 | -43.65 | -0.37 | -41.65 | Peak | 10 | Pass |
| | | 5700.0 | -55.25 | -0.37 | -53.25 | Average | 10 | Pass |
| | | 5720.0 | -43.41 | -0.37 | -41.41 | Peak | 15.6 | Pass |
| | | 5720.0 | -56.30 | -0.37 | -54.30 | Average | 15.6 | Pass |
| | | 5725.0 | -34.53 | -0.37 | -32.53 | Peak | 27.0 | Pass |
| | | 5725.0 | -51.48 | -0.37 | -49.48 | Average | 27.0 | Pass |
| | 165 | 5850.0 | -43.97 | -0.37 | -41.97 | Peak | 27.0 | Pass |
| | | 5850.0 | -55.44 | -0.37 | -53.44 | Average | 27.0 | Pass |
| | | 5855.0 | -44.06 | -0.37 | -42.06 | Peak | 15.6 | Pass |
| | | 5855.0 | -55.97 | -0.37 | -53.97 | Average | 15.6 | Pass |
| | | 5875.0 | -44.58 | -0.37 | -42.58 | Peak | 10 | Pass |
| | | 5875.0 | -56.43 | -0.37 | -54.43 | Average | 10 | Pass |
| | | 5925.0 | -45.09 | -0.37 | -43.09 | Peak | -27.0 | Pass |
| | | 5925.0 | -57.04 | -0.37 | -55.04 | Average | -27.0 | Pass |
| 11AC40 SISO | 151 | 5650.0 | -45.49 | -0.37 | -43.49 | Peak | -27.0 | Pass |
| | | 5650.0 | -57.22 | -0.37 | -55.22 | Average | -27.0 | Pass |
| | | 5700.0 | -44.78 | -0.37 | -42.78 | Peak | 10 | Pass |
| | | 5700.0 | -56.43 | -0.37 | -54.43 | Average | 10 | Pass |
| | | 5720.0 | -33.08 | -0.37 | -31.08 | Peak | 15.6 | Pass |
| | | 5720.0 | -51.66 | -0.37 | -49.66 | Average | 15.6 | Pass |
| | | 5725.0 | -33.05 | -0.37 | -31.05 | Peak | 27.0 | Pass |

| | | | | | | | | |
|---|---|---|---|---|---|---|---|---|
| | | 5725.0 | -49.06 | -0.37 | -47.06 | Average | 27.0 | Pass |
| | 159 | 5850.0 | -44.79 | -0.37 | -42.79 | Peak | 27.0 | Pass |
| | | 5850.0 | -56.05 | -0.37 | -54.05 | Average | 27.0 | Pass |
| | | 5855.0 | -43.79 | -0.37 | -41.79 | Peak | 15.6 | Pass |
| | | 5855.0 | -56.18 | -0.37 | -54.18 | Average | 15.6 | Pass |
| | | 5875.0 | -45.28 | -0.37 | -43.28 | Peak | 10 | Pass |
| | | 5875.0 | -56.46 | -0.37 | -54.46 | Average | 10 | Pass |
| | | 5925.0 | -45.92 | -0.37 | -43.92 | Peak | -27.0 | Pass |
| | | 5925.0 | -56.99 | -0.37 | -54.99 | Average | -27.0 | Pass |
| 11AC80 SISO | 155 | 5725.0 | -40.21 | -0.37 | -38.21 | Peak | 27.0 | Pass |
| | | 5720.0 | -42.55 | -0.37 | -40.55 | Peak | 15.6 | Pass |
| | | 5700.0 | -44.68 | -0.37 | -42.68 | Peak | 10 | Pass |
| | | 5650.0 | -45.61 | -0.37 | -43.61 | Peak | -27.0 | Pass |
| | | 5725.0 | -53.50 | -0.37 | -51.50 | Average | 27.0 | Pass |
| | | 5720.0 | -54.19 | -0.37 | -52.19 | Average | 15.6 | Pass |
| | | 5700.0 | -55.94 | -0.37 | -53.94 | Average | 10 | Pass |
| | | 5650.0 | -56.75 | -0.37 | -54.75 | Average | -27.0 | Pass |
| | | 5850.0 | -40.21 | -0.37 | -38.21 | Peak | 27.0 | Pass |
| | | 5855.0 | -42.55 | -0.37 | -40.55 | Peak | 15.6 | Pass |
| | | 5875.0 | -44.68 | -0.37 | -42.68 | Peak | 10 | Pass |
| | | 5925.0 | -45.61 | -0.37 | -43.61 | Peak | -27.0 | Pass |
| | | 5850.0 | -53.50 | -0.37 | -51.50 | Average | 27.0 | Pass |
| | | 5855.0 | -54.19 | -0.37 | -52.19 | Average | 15.6 | Pass |
| | | 5875.0 | -55.94 | -0.37 | -53.94 | Average | 10 | Pass |
| | | 5925.0 | -56.75 | -0.37 | -54.75 | Average | -27.0 | Pass |

EIRP(dBm/MHz)= Conducted Power (dBm) + Antenna Gain (dBi)

The upper bound on antenna gain for a device with a single RF output shall be selected as the maximum in-band gain of the antenna across all operating bands or 2 dBi, whichever is greater

## Undesirable Emissions Measurement

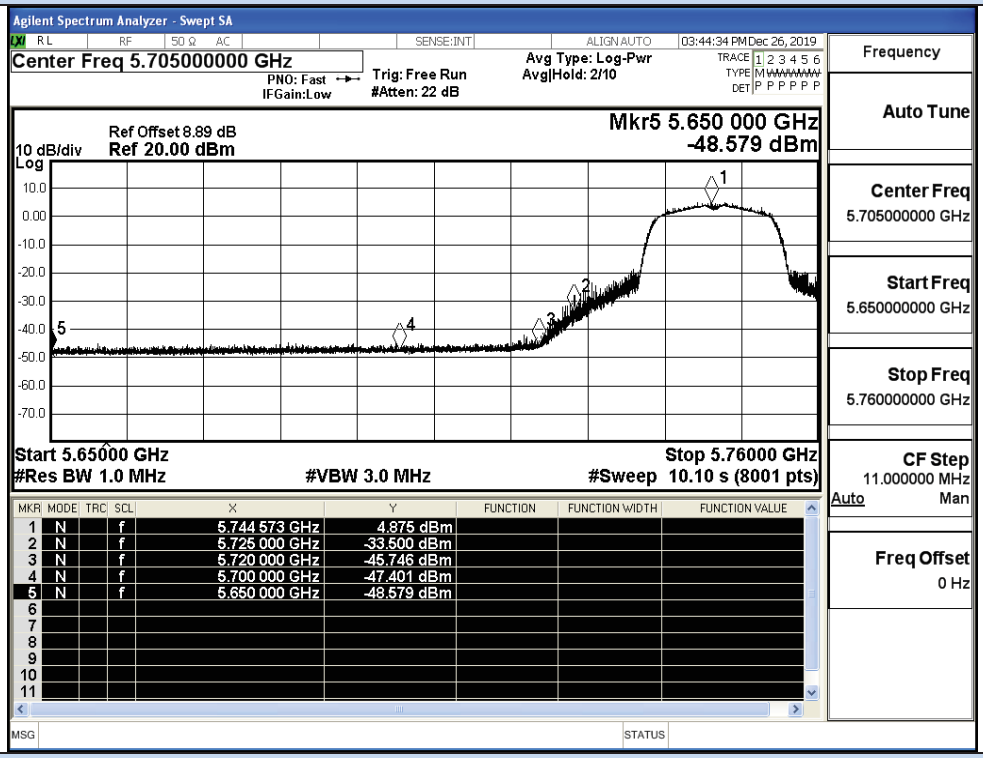


IEEE 802.11n20 / Channel 149 / 5745MHz / Peak

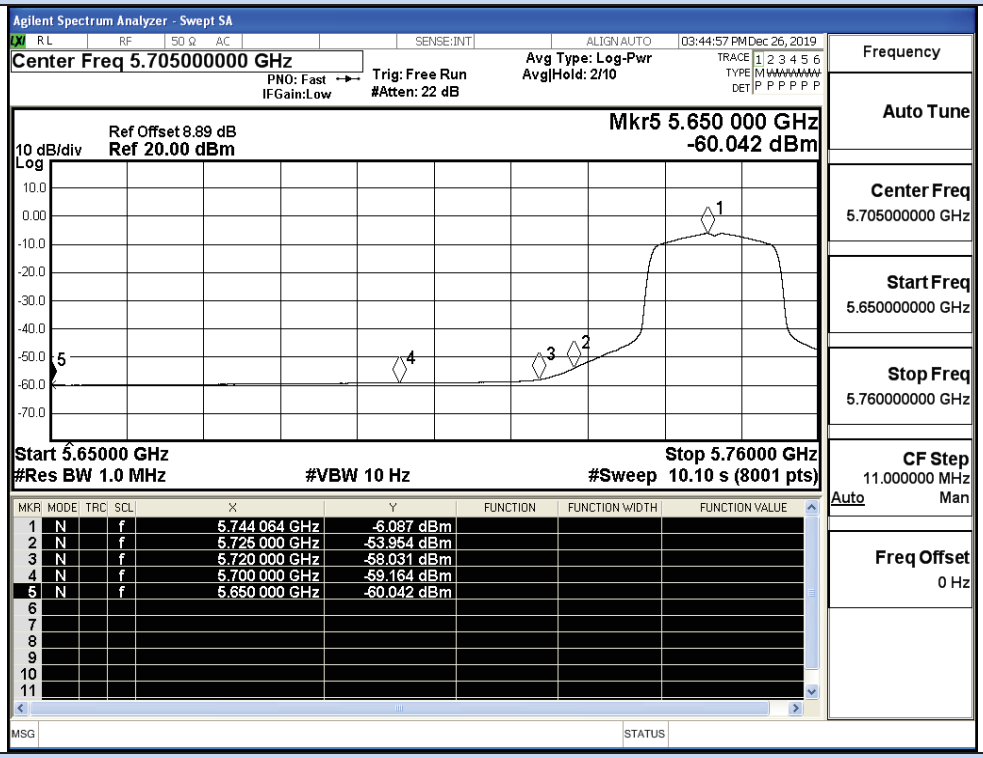


IEEE 802.11n20 / Channel 149 / 5745MHz / Average

## Undesirable Emissions Measurement

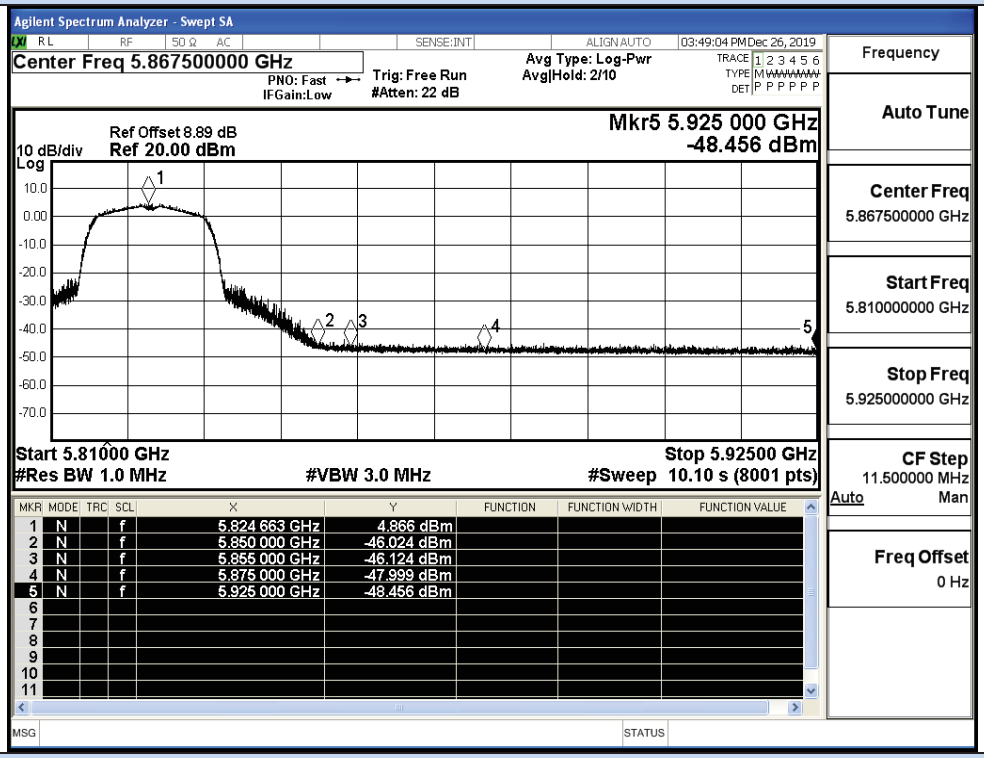


## IEEE 802.11n20 / Channel 165 / 5825MHz / Peak

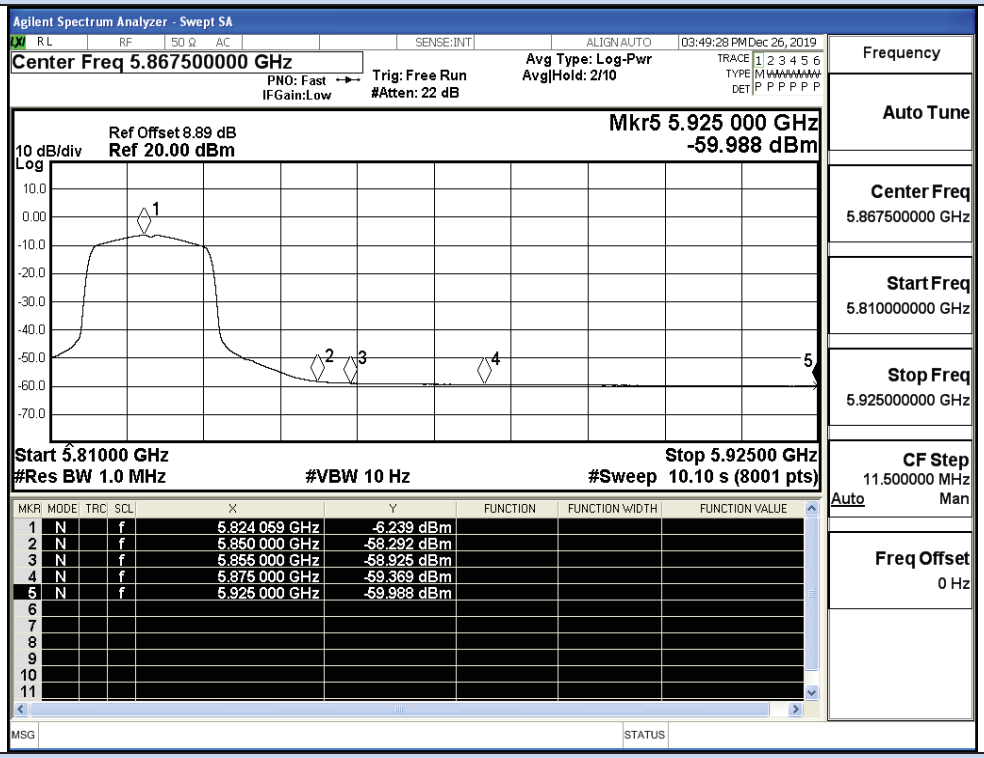


## IEEE 802.11n20 / Channel 165 / 5825MHz / Average

## Undesirable Emissions Measurement

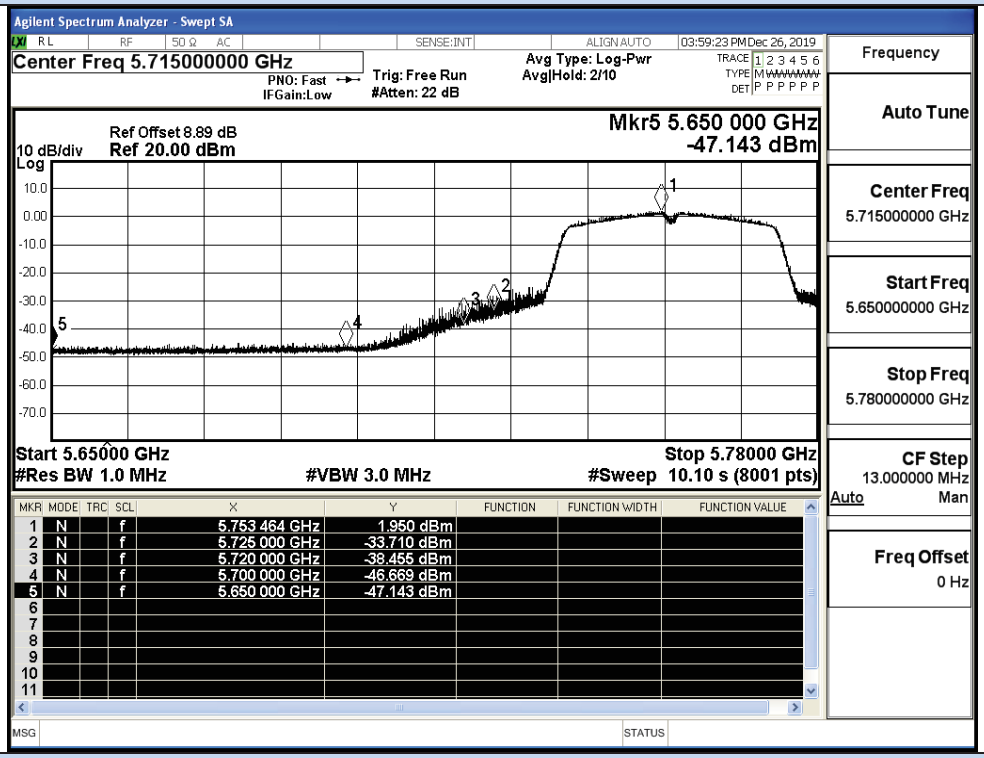


IEEE 802.11n40 / Channel 151 / 5755MHz / Peak

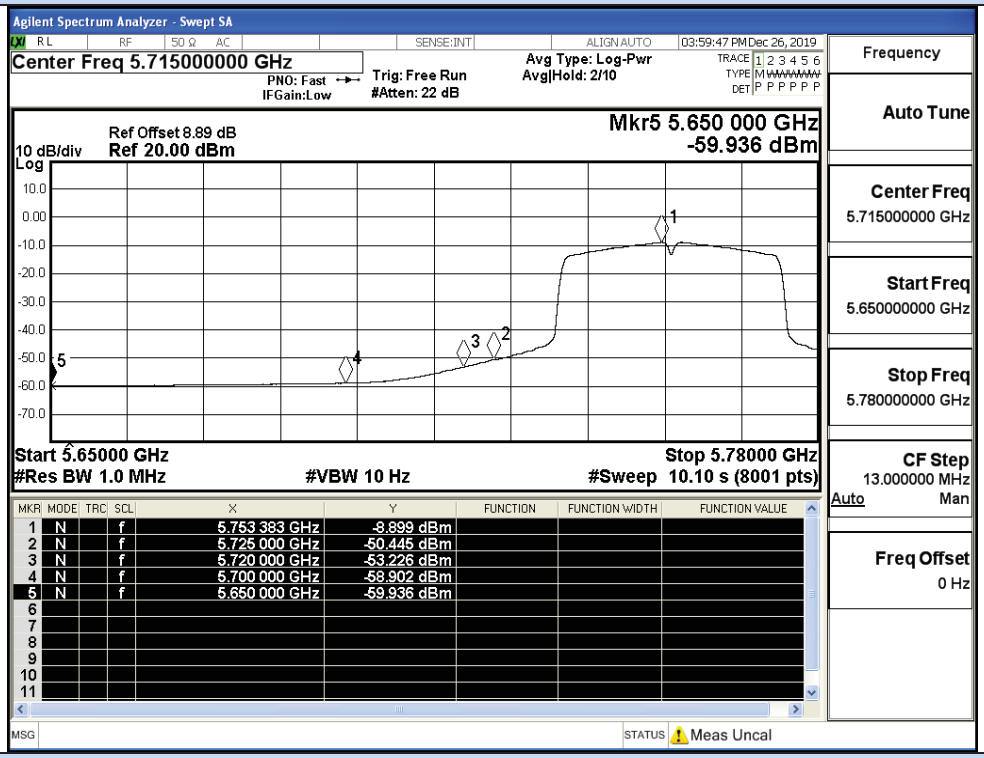


IEEE 802.11n40 / Channel 151 / 5755MHz / Average

## Undesirable Emissions Measurement

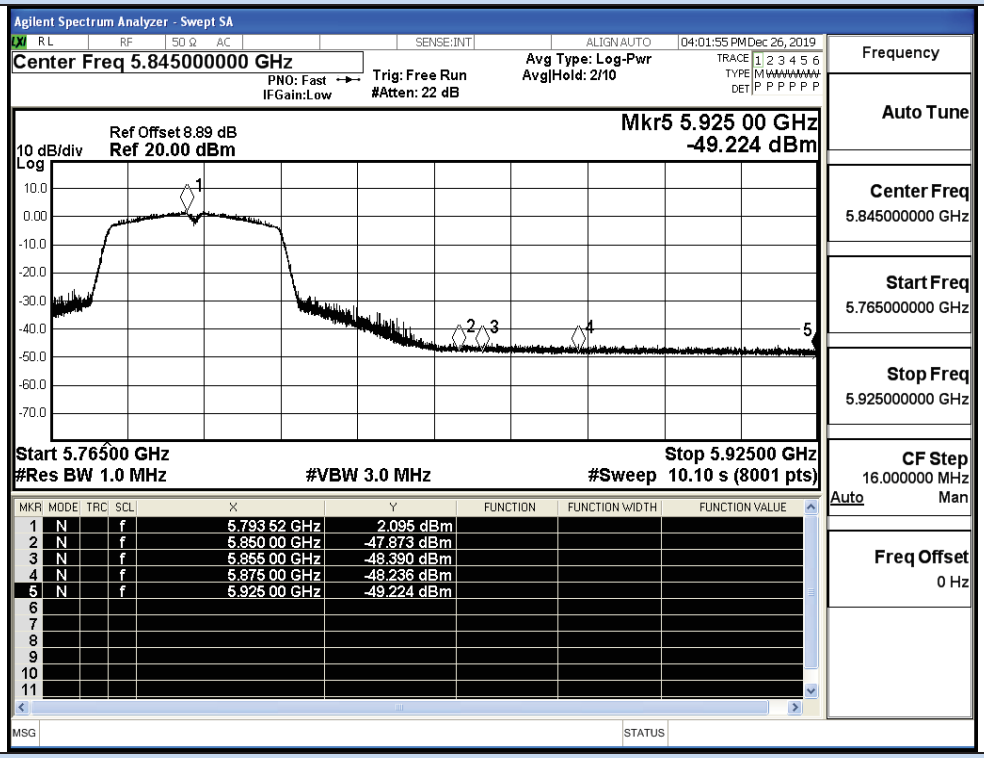


IEEE 802.11n40 / Channel 159 / 5795MHz / Peak

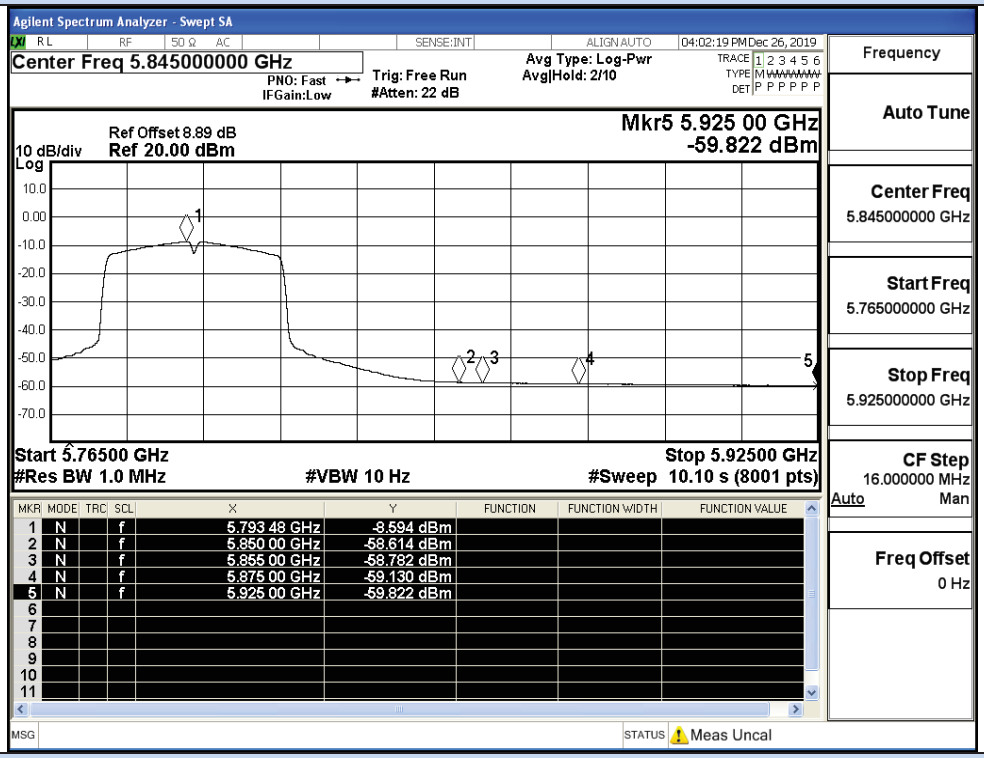


IEEE 802.11n40 / Channel 159 / 5795MHz / Average

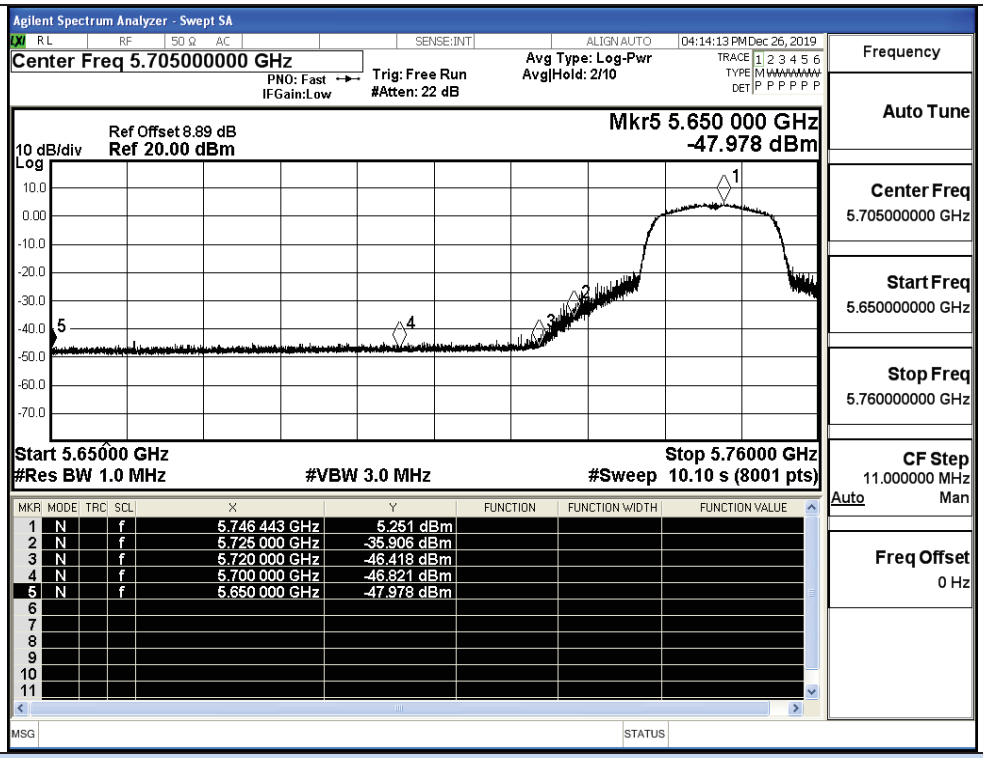


IEEE 802.11ac20 / Channel 149 / 5745MHz / Peak

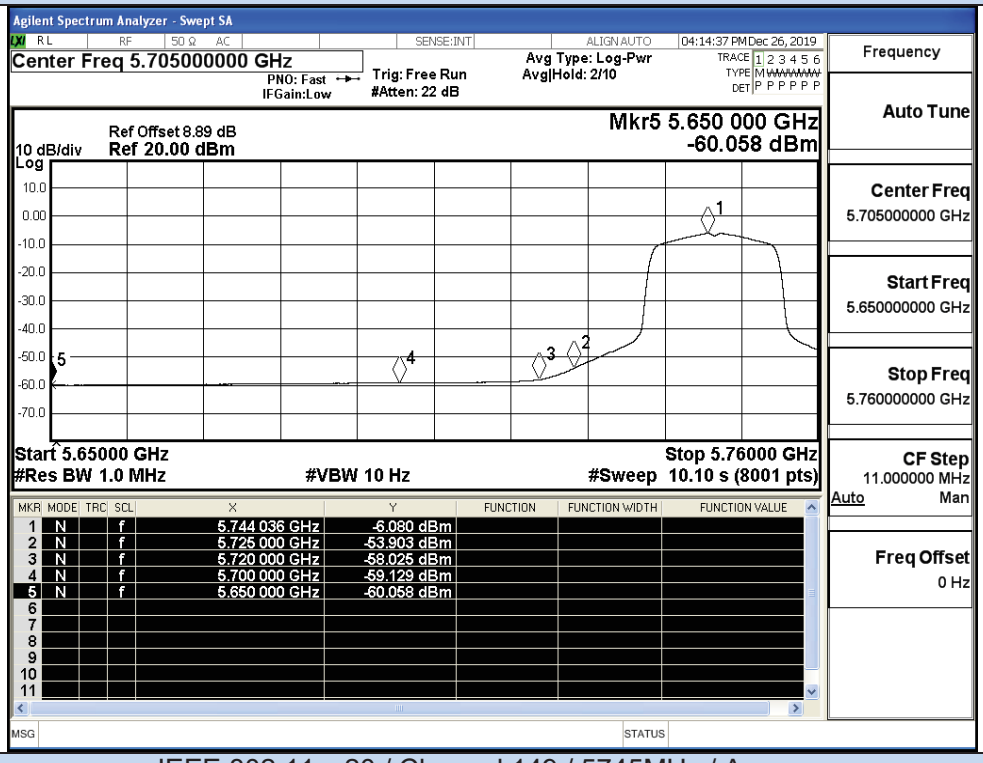


IEEE 802.11ac20 / Channel 149 / 5745MHz / Average

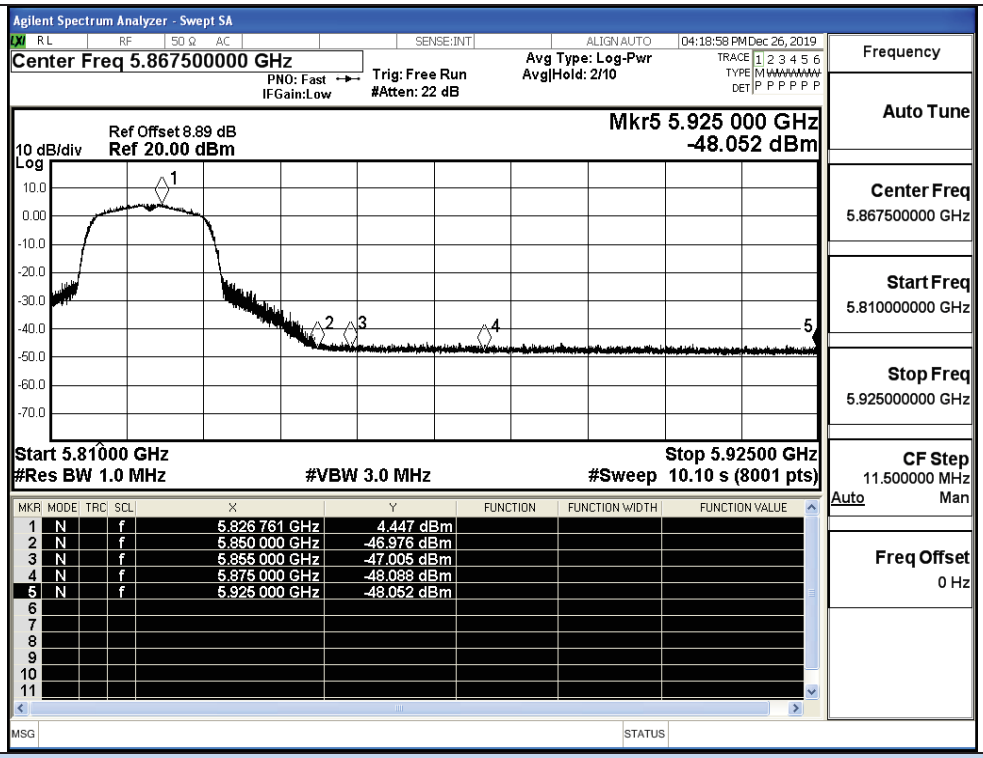


IEEE 802.11ac20 / Channel 165 / 5825MHz / Peak

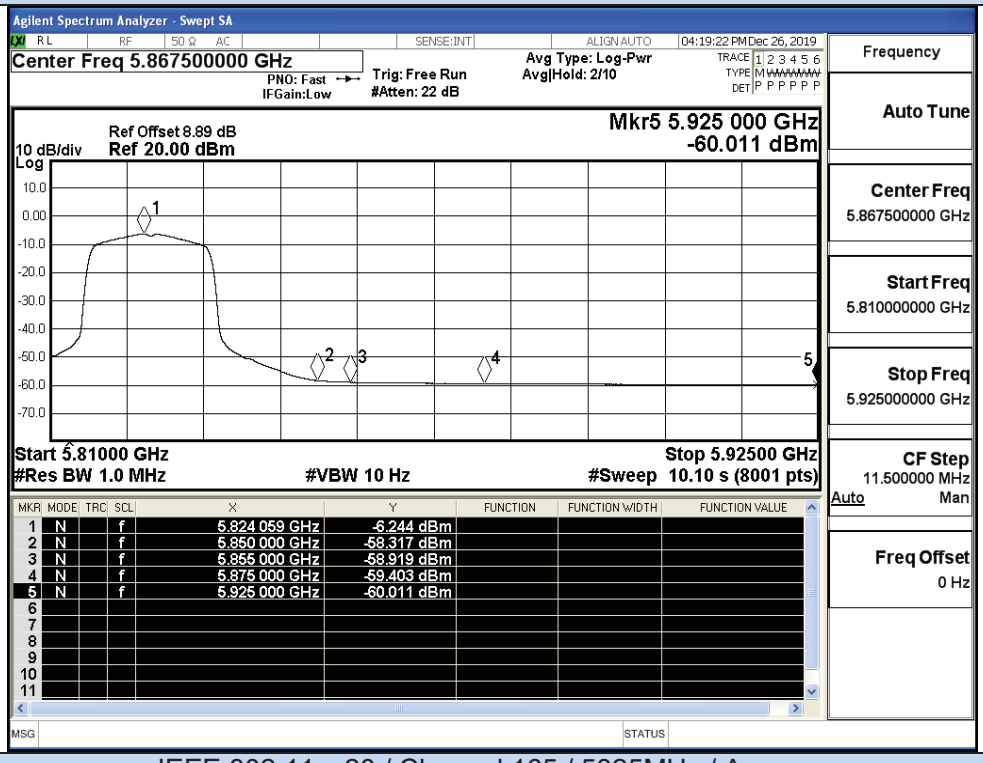


IEEE 802.11ac20 / Channel 165 / 5825MHz / Average

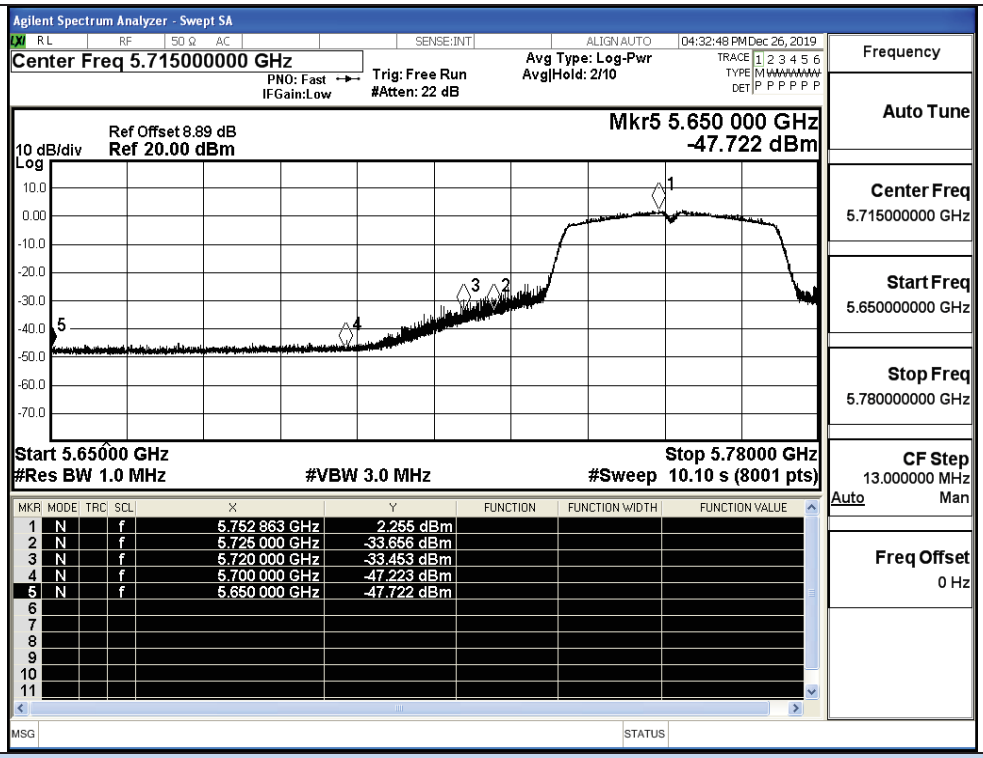


IEEE 802.11ac40 / Channel 151 / 5755MHz / Peak

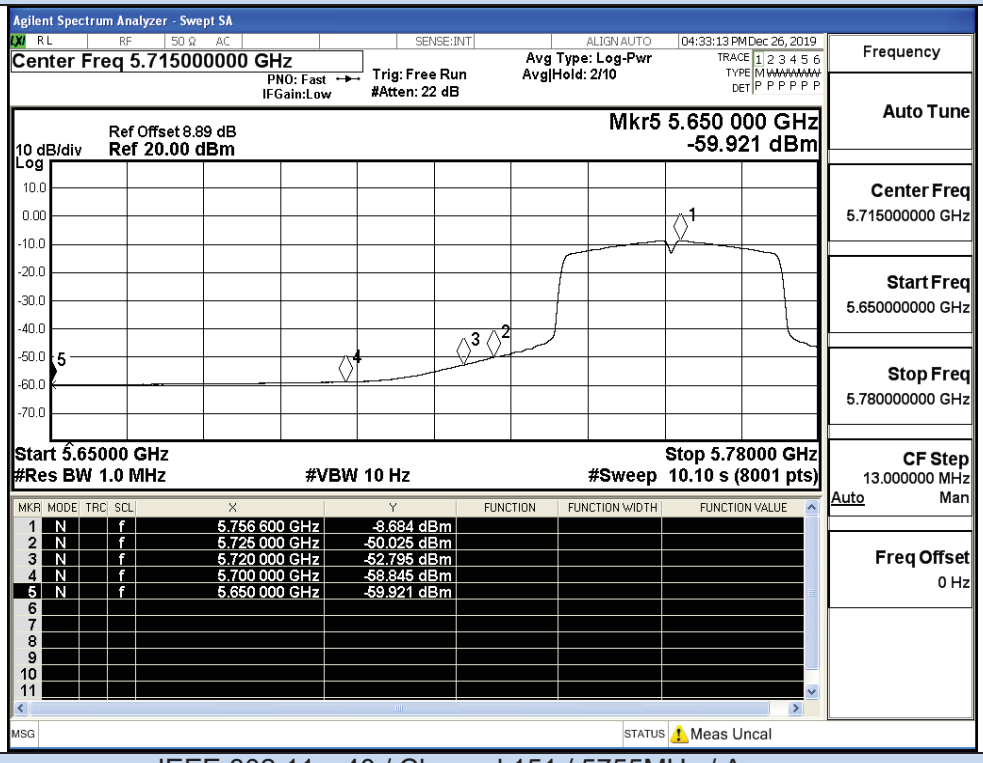


IEEE 802.11ac40 / Channel 151 / 5755MHz / Average

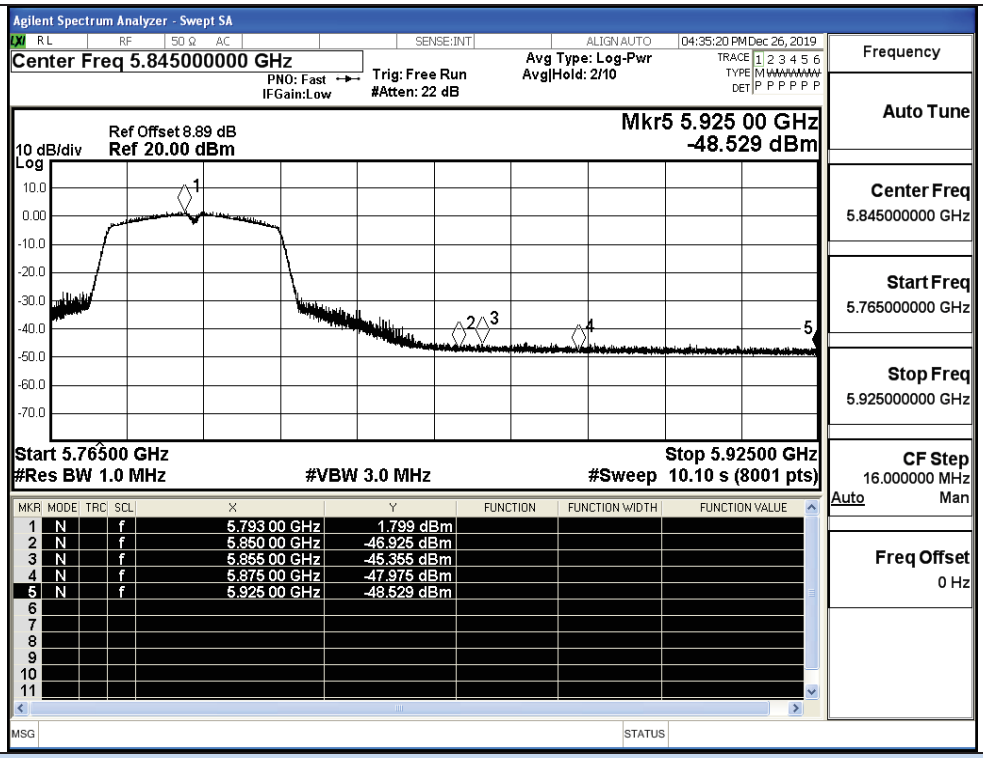


IEEE 802.11ac40 / Channel 159 / 5795MHz / Peak

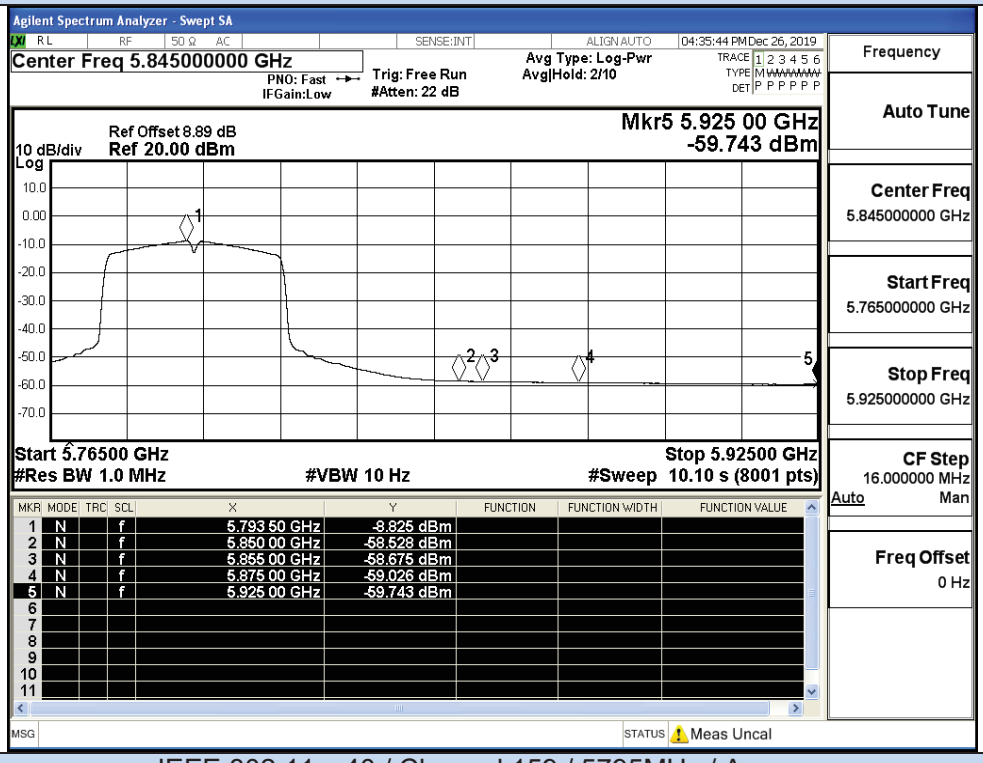


IEEE 802.11ac40 / Channel 159 / 5795MHz / Average

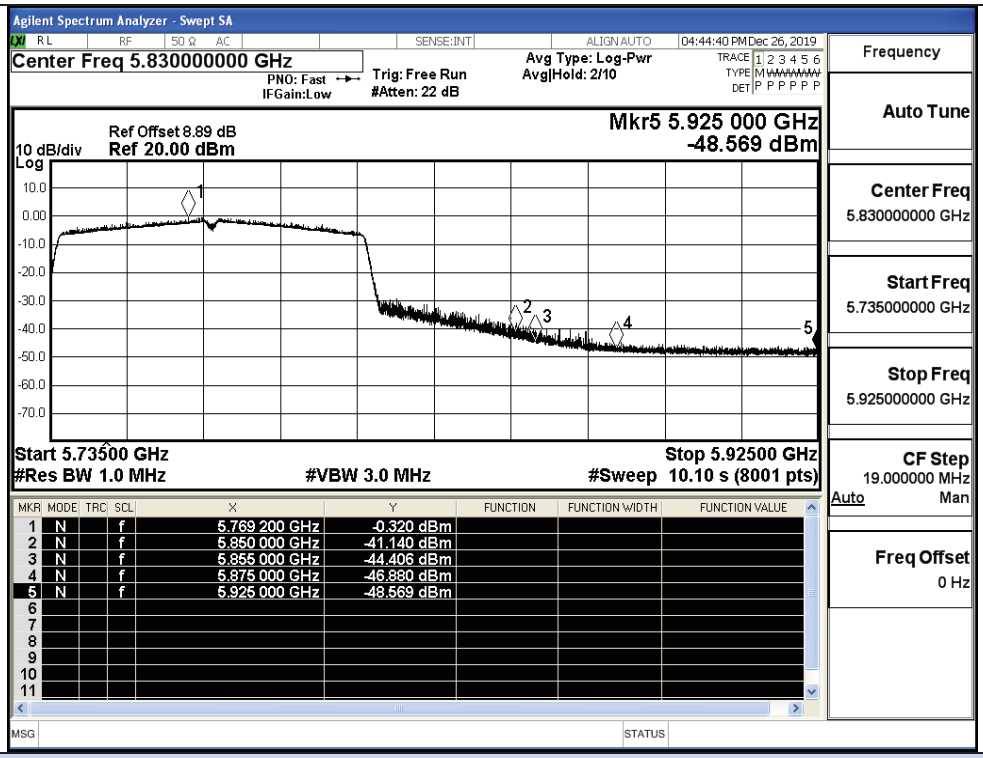


IEEE 802.11ac80 / Channel 155 / 5775MHz / Peak

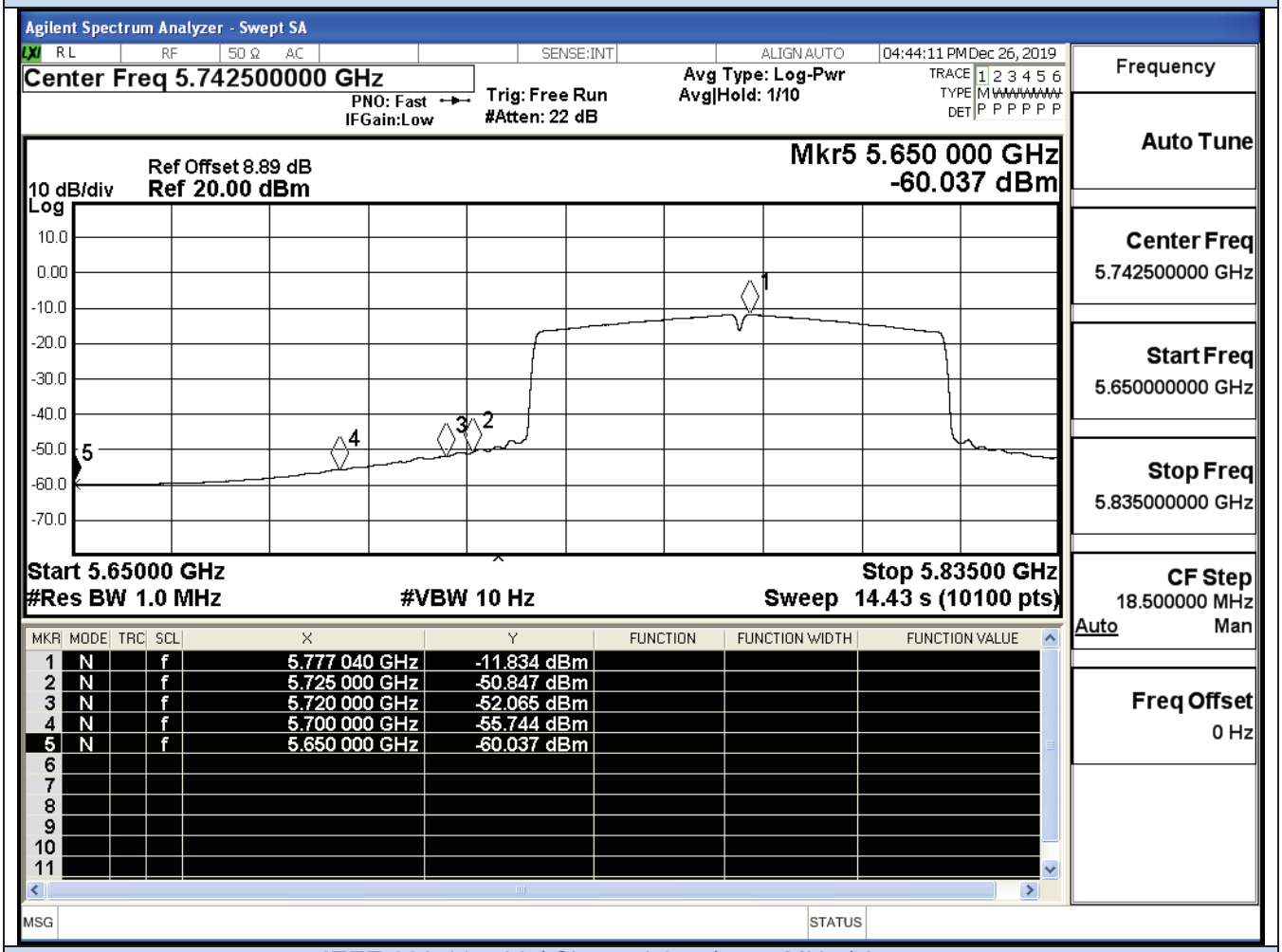


IEEE 802.11ac80 / Channel 155 / 5775MHz / Average

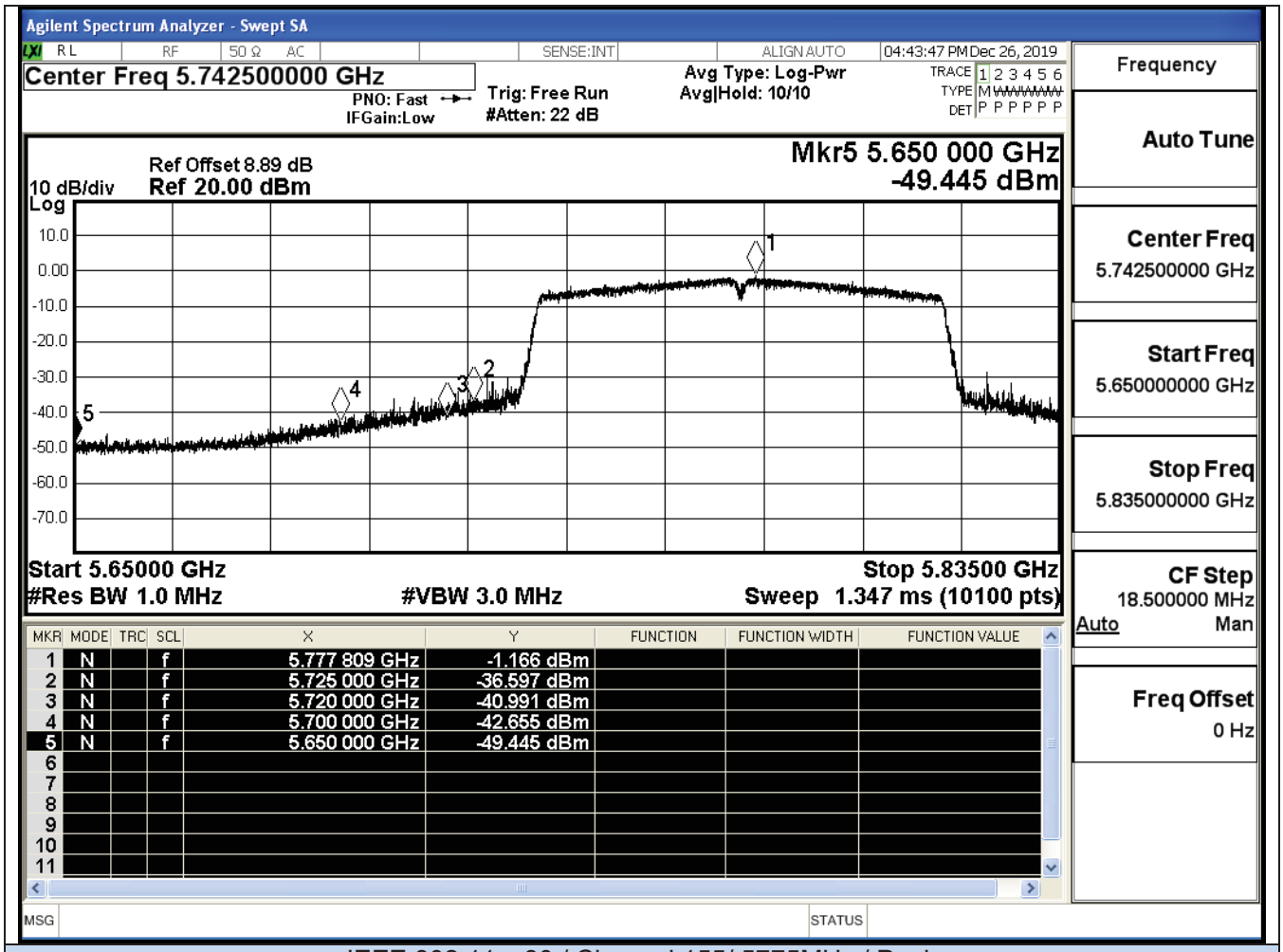


IEEE 802.11ac80 / Channel 155/ 5775MHz / Peak

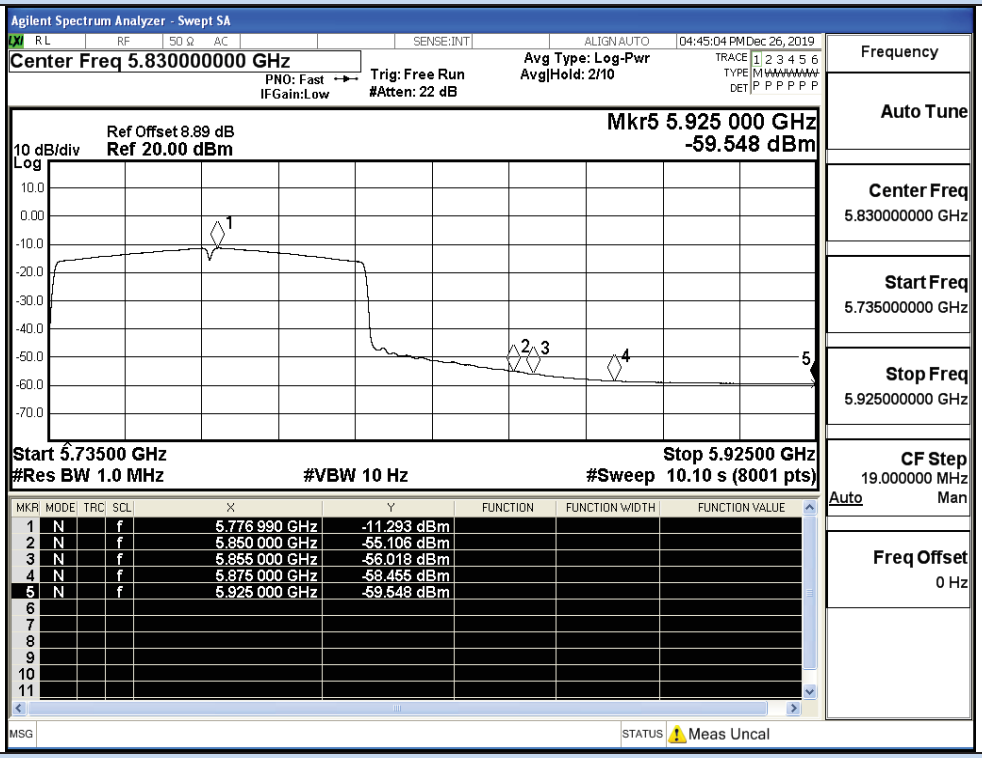


IEEE 802.11ac80 / Channel 155 / 5775MHz / Average

## Undesirable Emissions Measurement

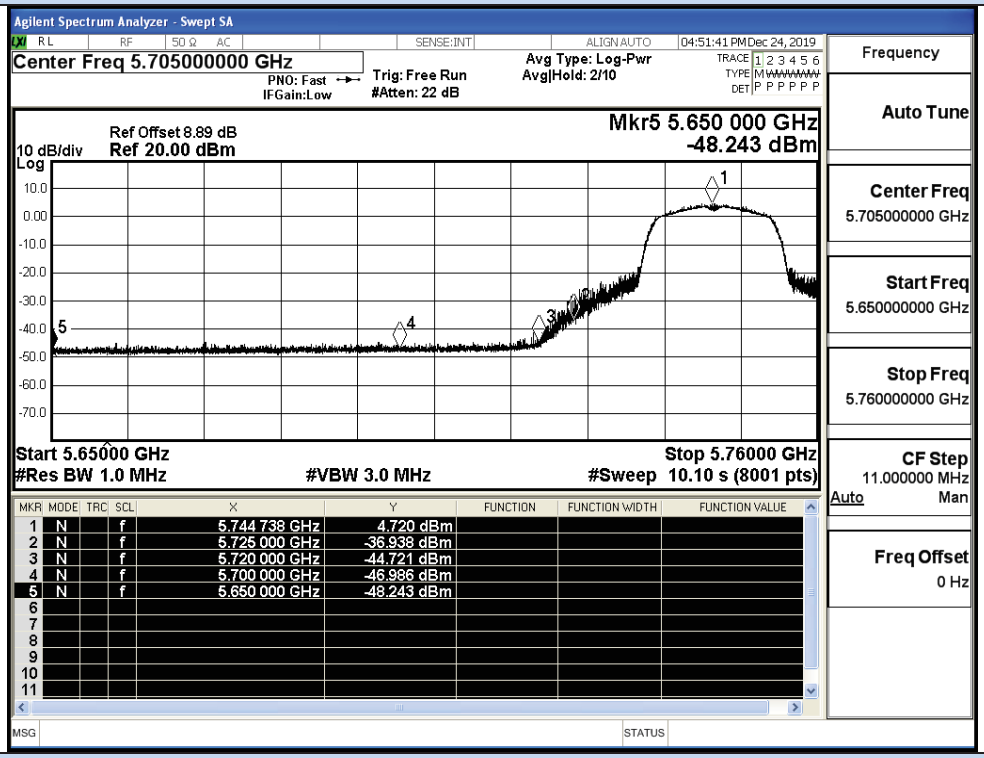


IEEE 802.11n20 / Channel 149 / 5745MHz / Peak

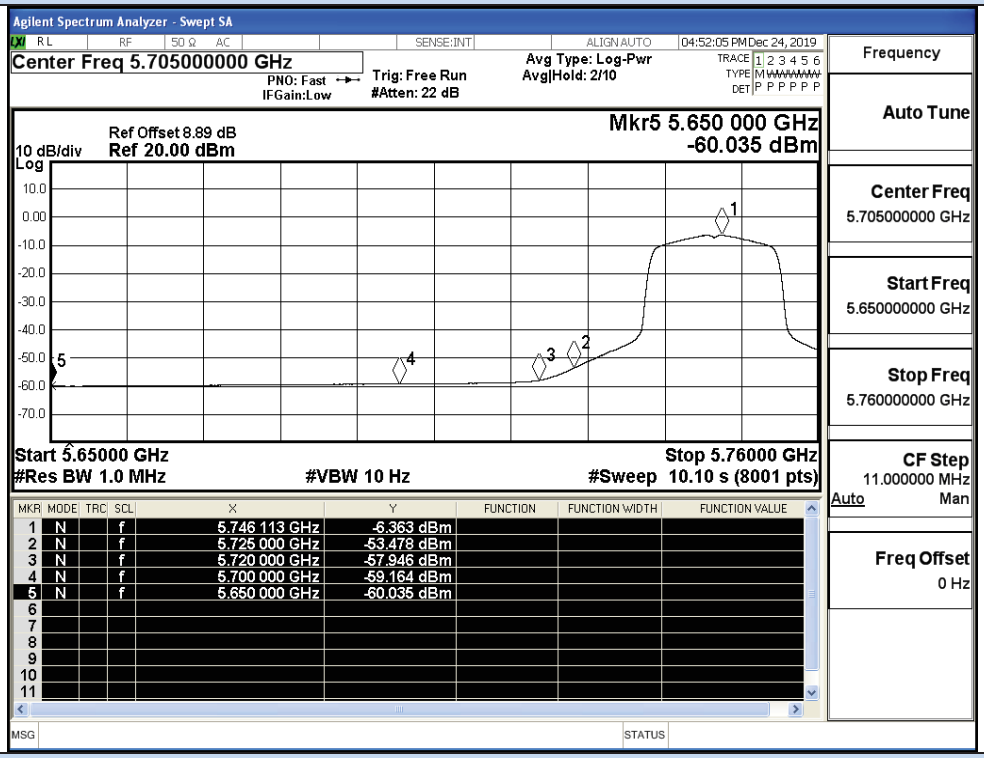


IEEE 802.11n20 / Channel 149 / 5745MHz / Average

Undesirable Emissions Measurement

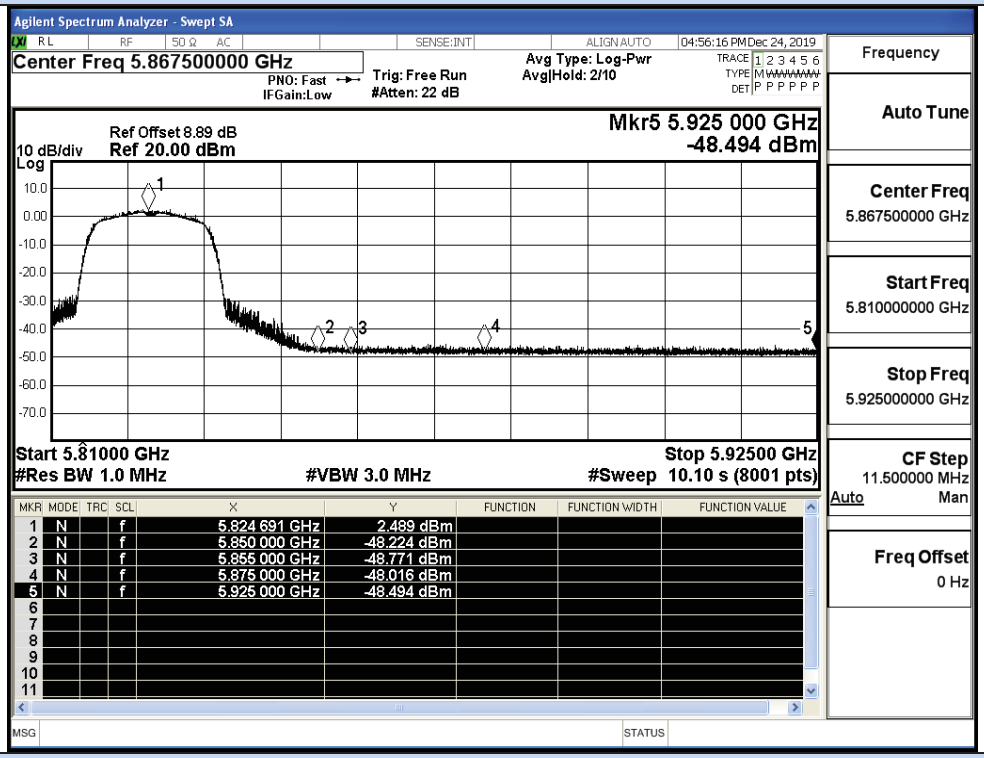


IEEE 802.11n20 / Channel 165 / 5825MHz / Peak

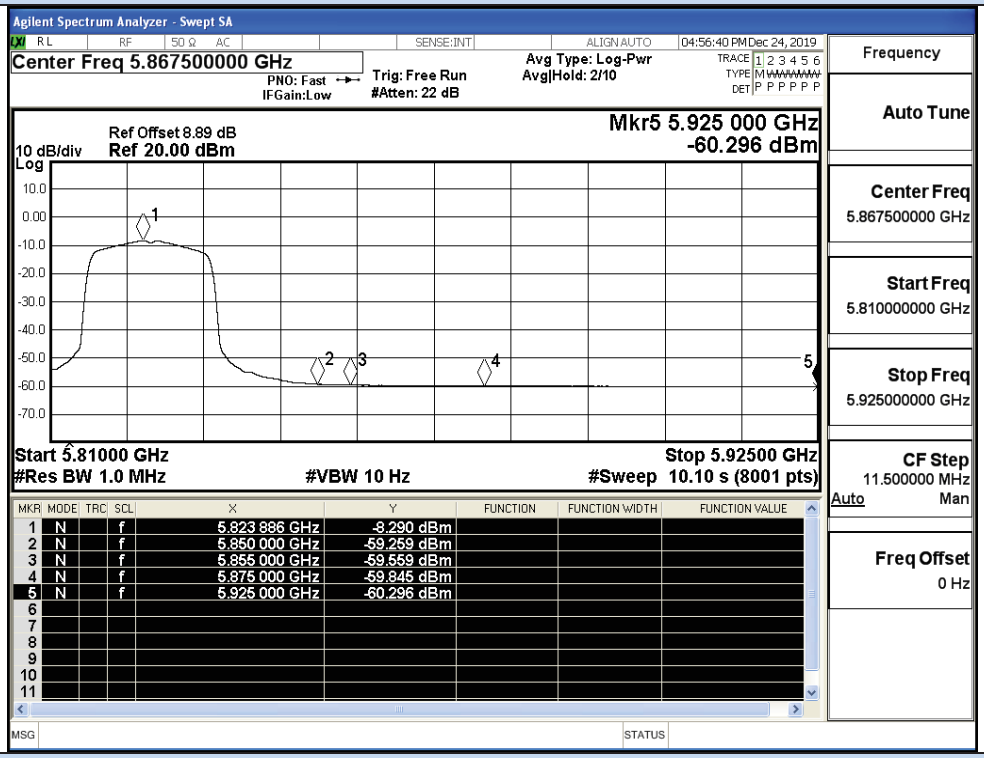


IEEE 802.11n20 / Channel 165 / 5825MHz / Average

## Undesirable Emissions Measurement

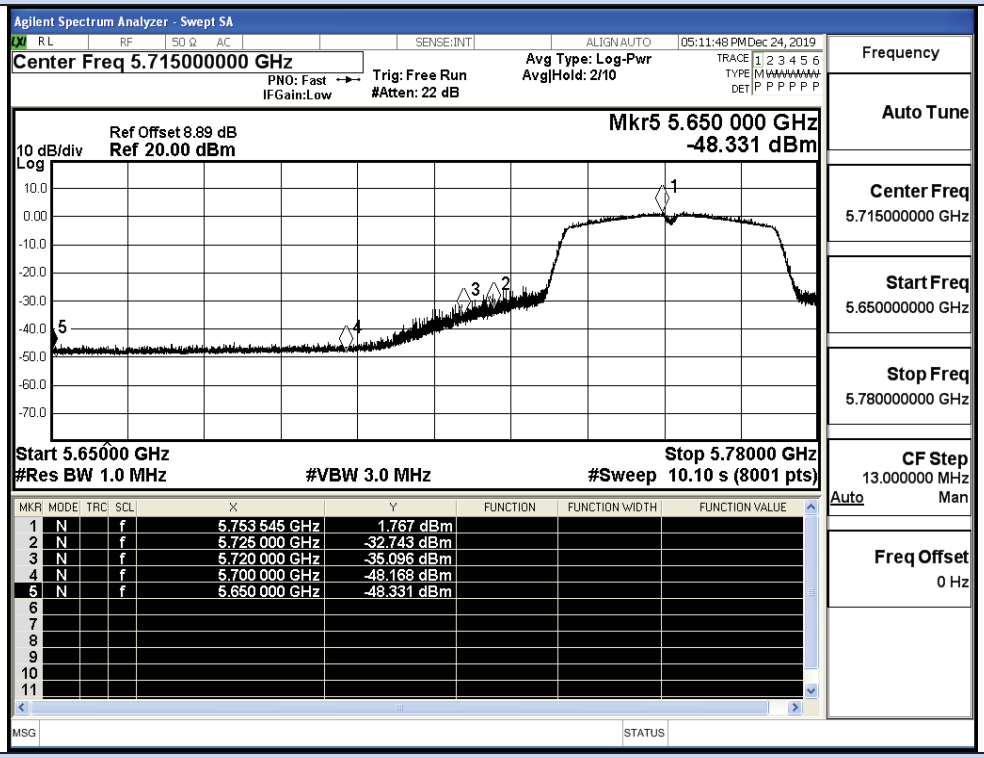


## IEEE 802.11n40 / Channel 151 / 5755MHz / Peak

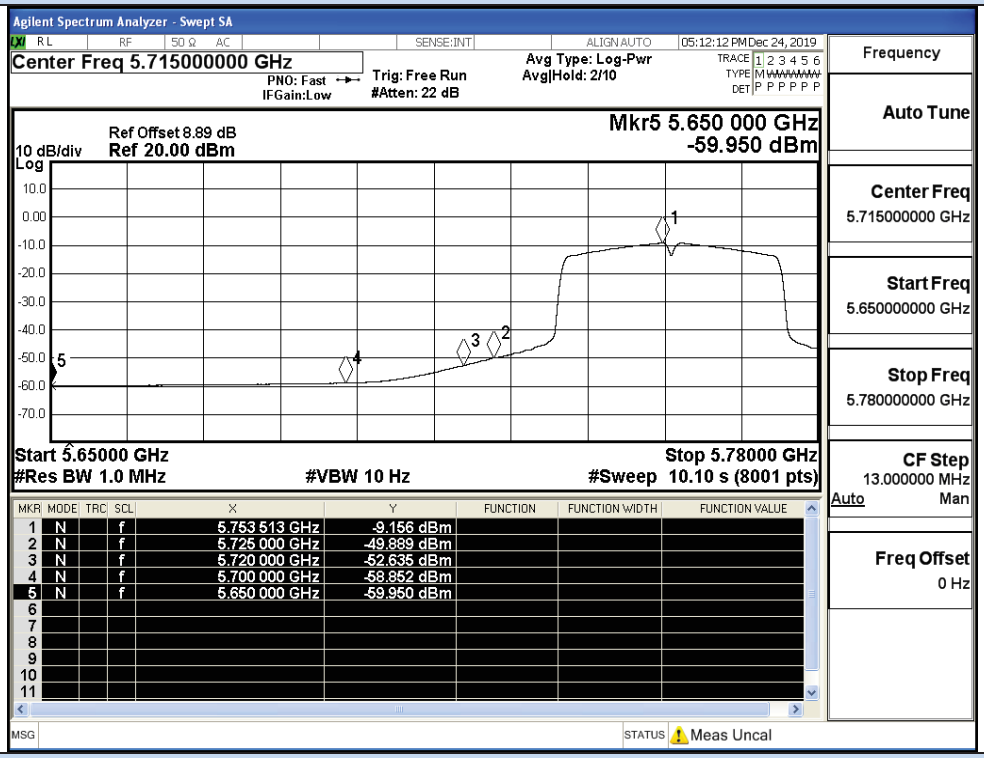


## IEEE 802.11n40 / Channel 151 / 5755MHz / Average

## Undesirable Emissions Measurement

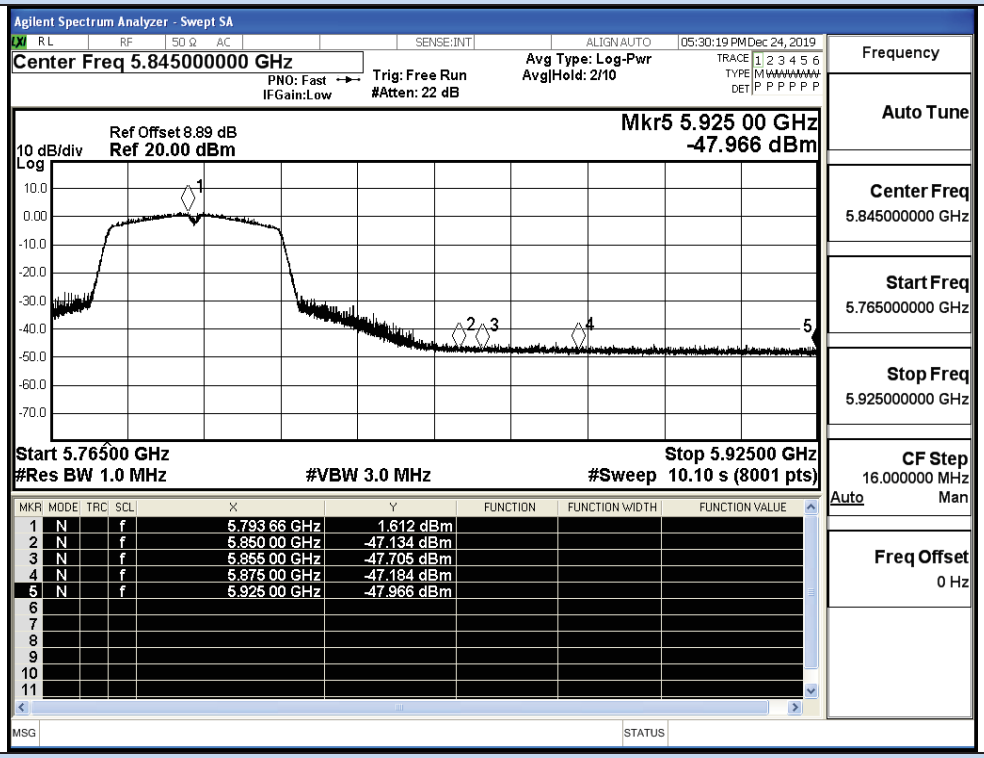


## IEEE 802.11n40 / Channel 159 / 5795MHz / Peak

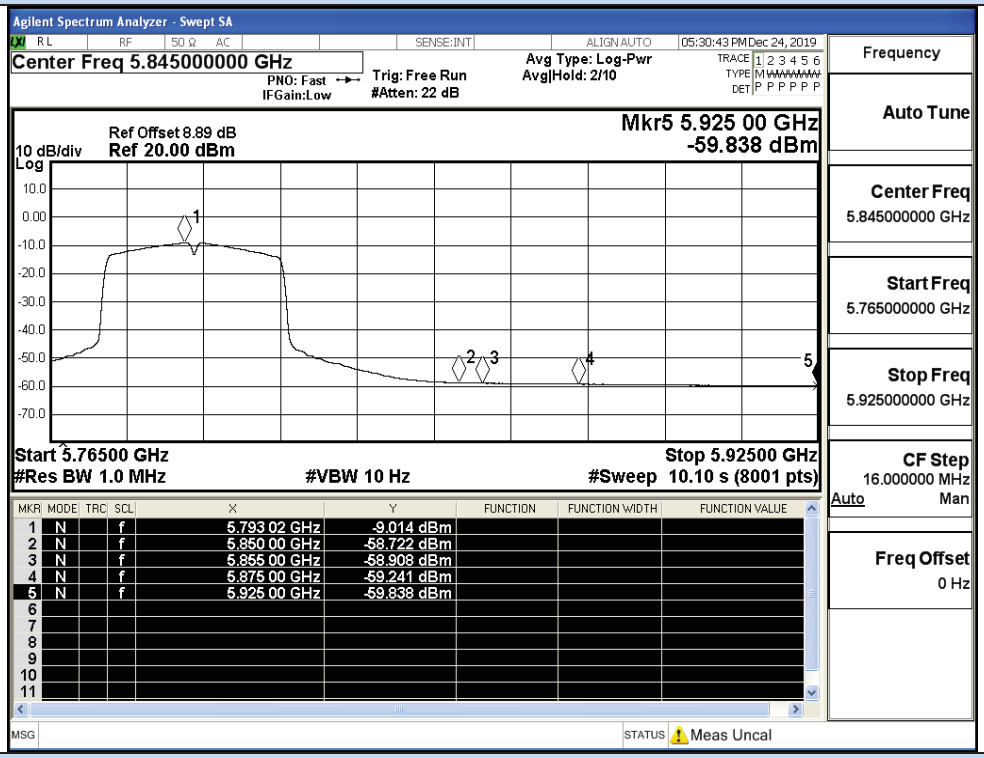


## IEEE 802.11n40 / Channel 159 / 5795MHz / Average

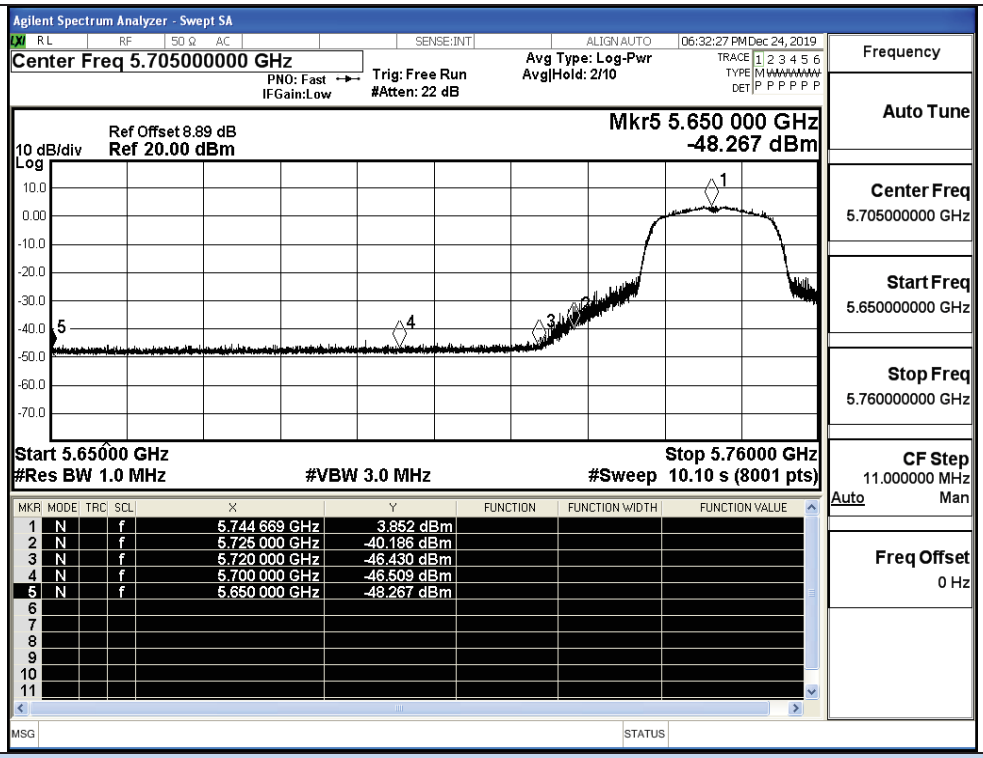


IEEE 802.11ac20 / Channel 149 / 5745MHz / Peak

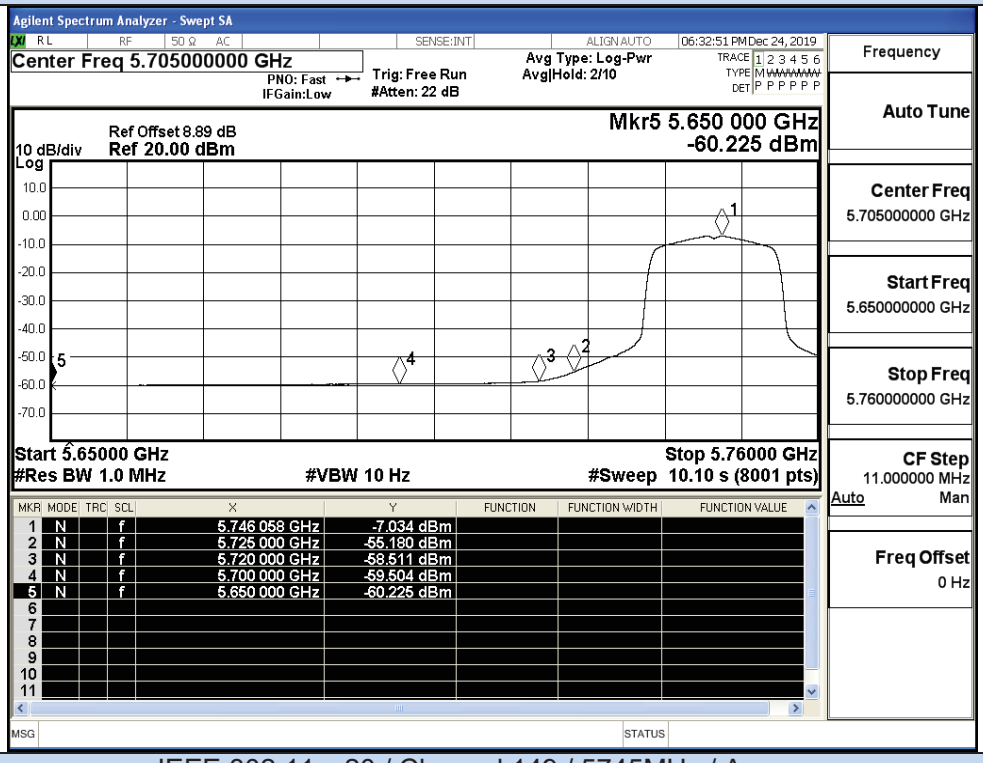


IEEE 802.11ac20 / Channel 149 / 5745MHz / Average

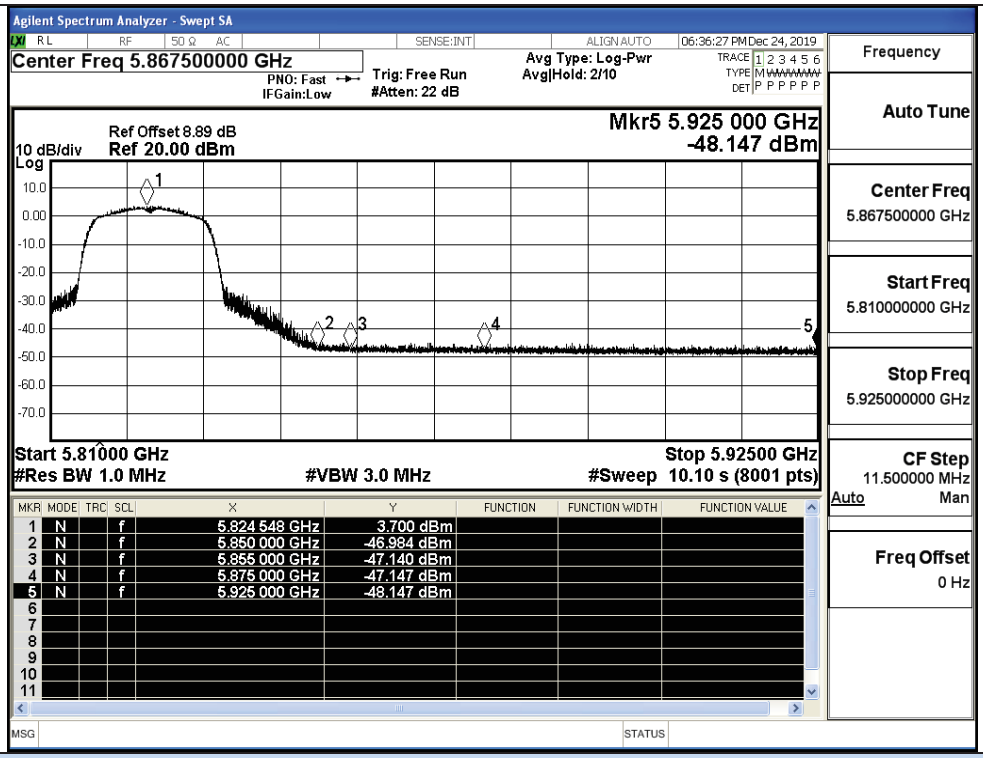


IEEE 802.11ac20 / Channel 165 / 5825MHz / Peak

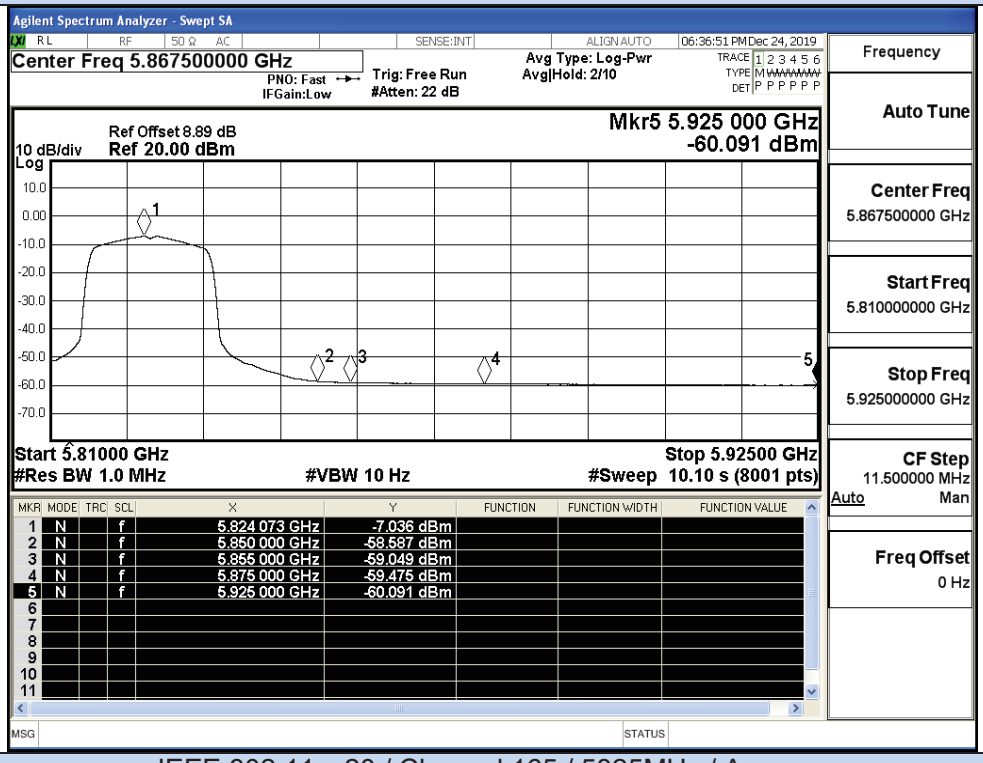


IEEE 802.11ac20 / Channel 165 / 5825MHz / Average

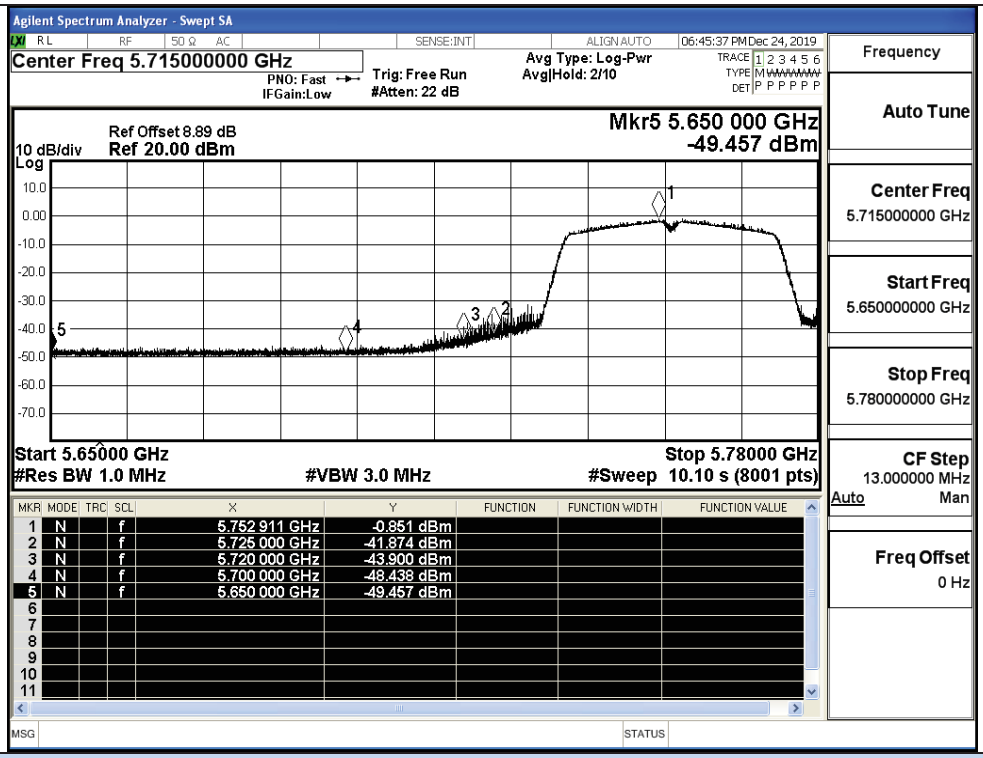


IEEE 802.11ac40 / Channel 151 / 5755MHz / Peak

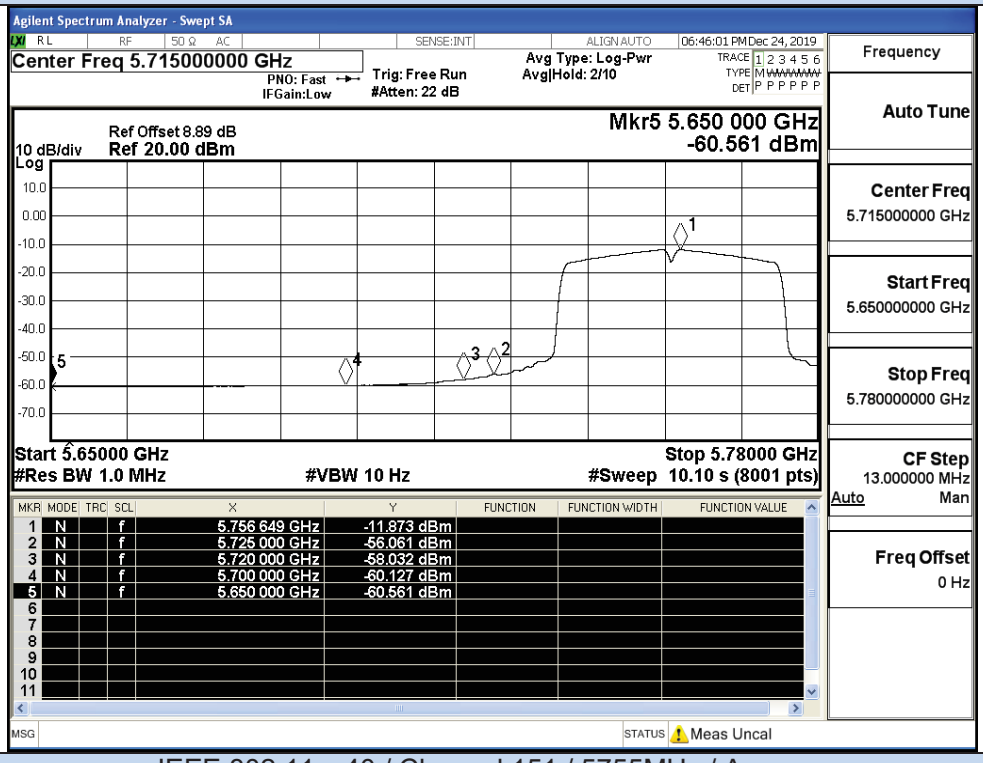


IEEE 802.11ac40 / Channel 151 / 5755MHz / Average

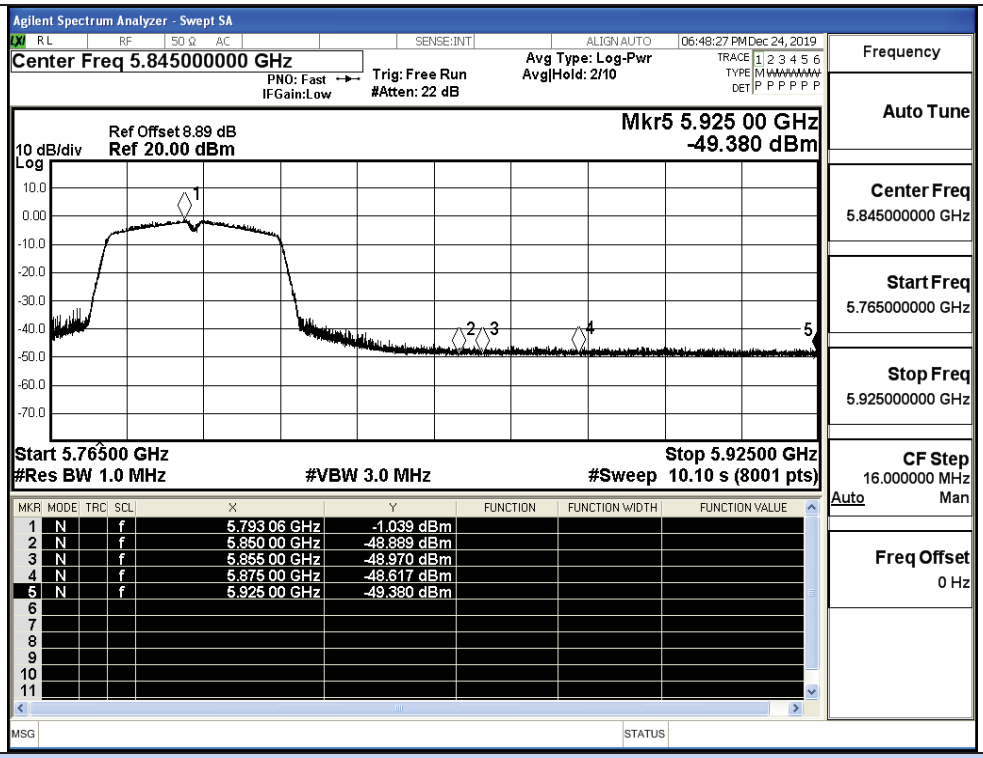


IEEE 802.11ac40 / Channel 159 / 5795MHz / Peak

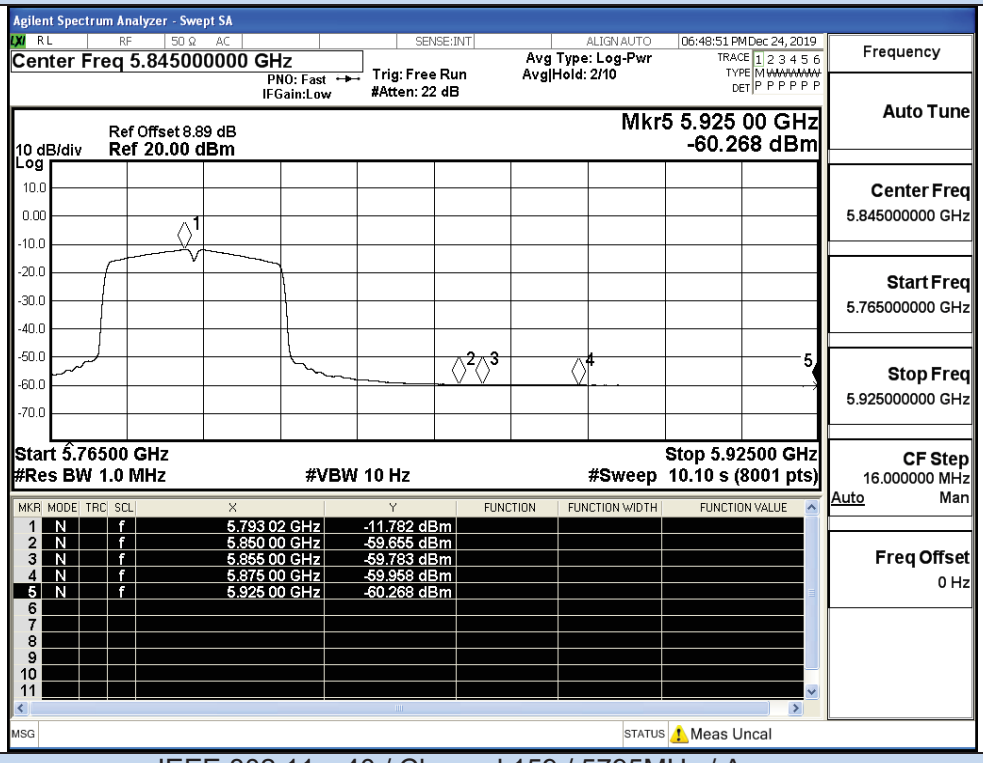


IEEE 802.11ac40 / Channel 159 / 5795MHz / Average

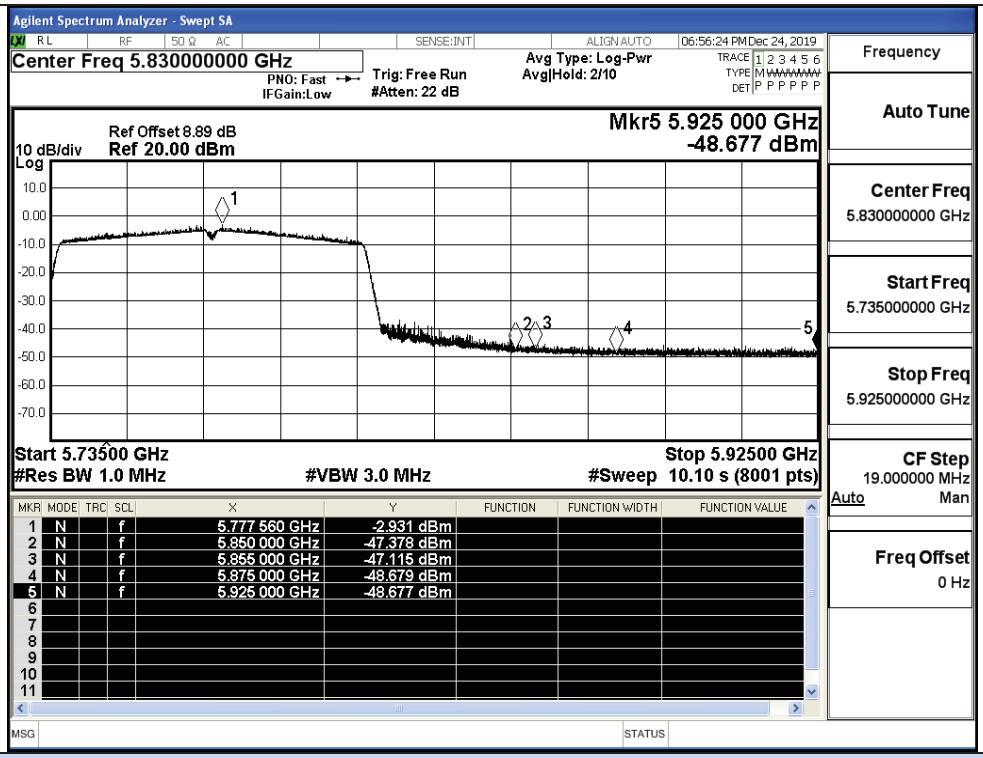


IEEE 802.11ac80 / Channel 155 / 5775MHz / Peak

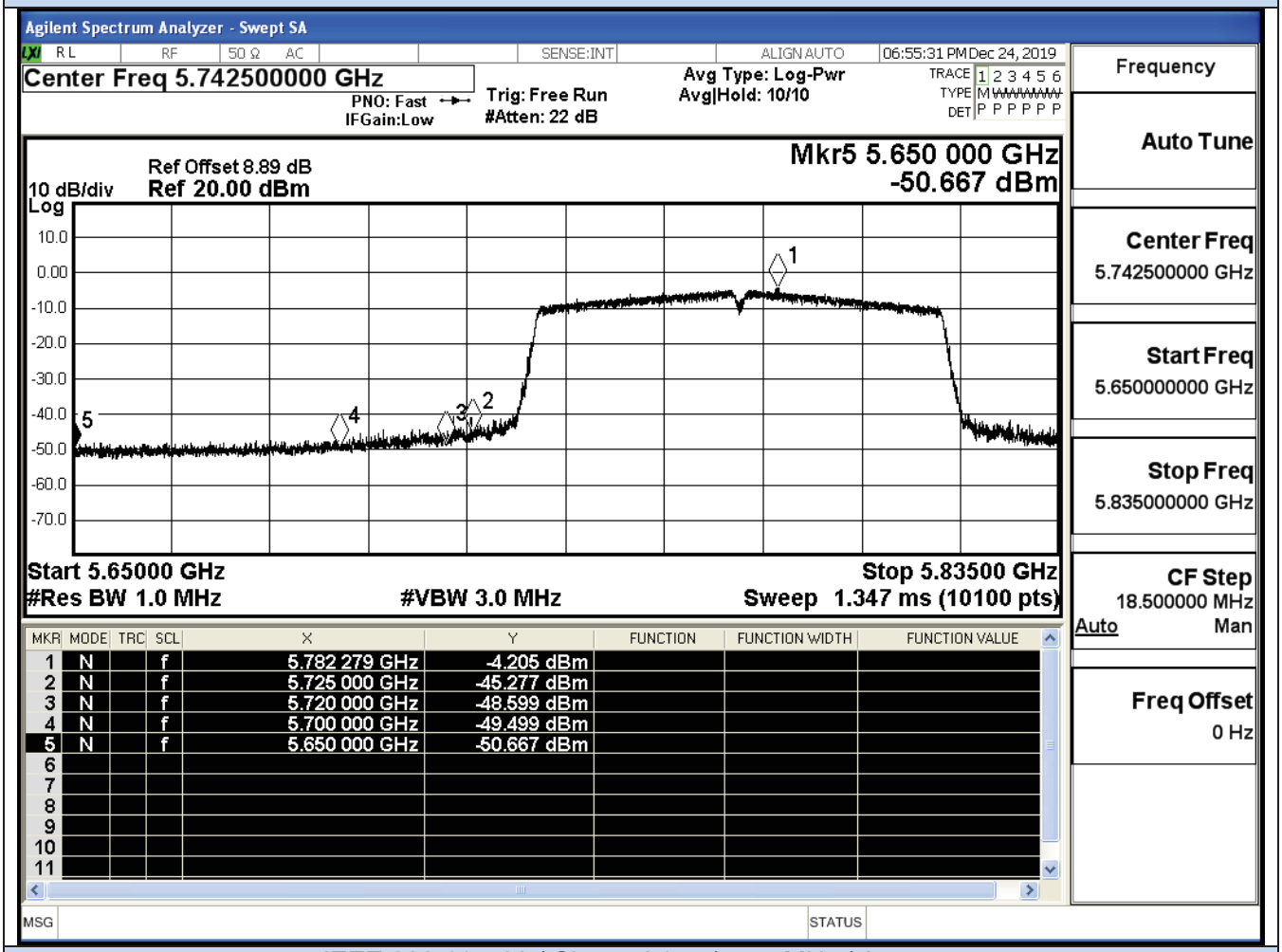


IEEE 802.11ac80 / Channel 155 / 5775MHz / Average

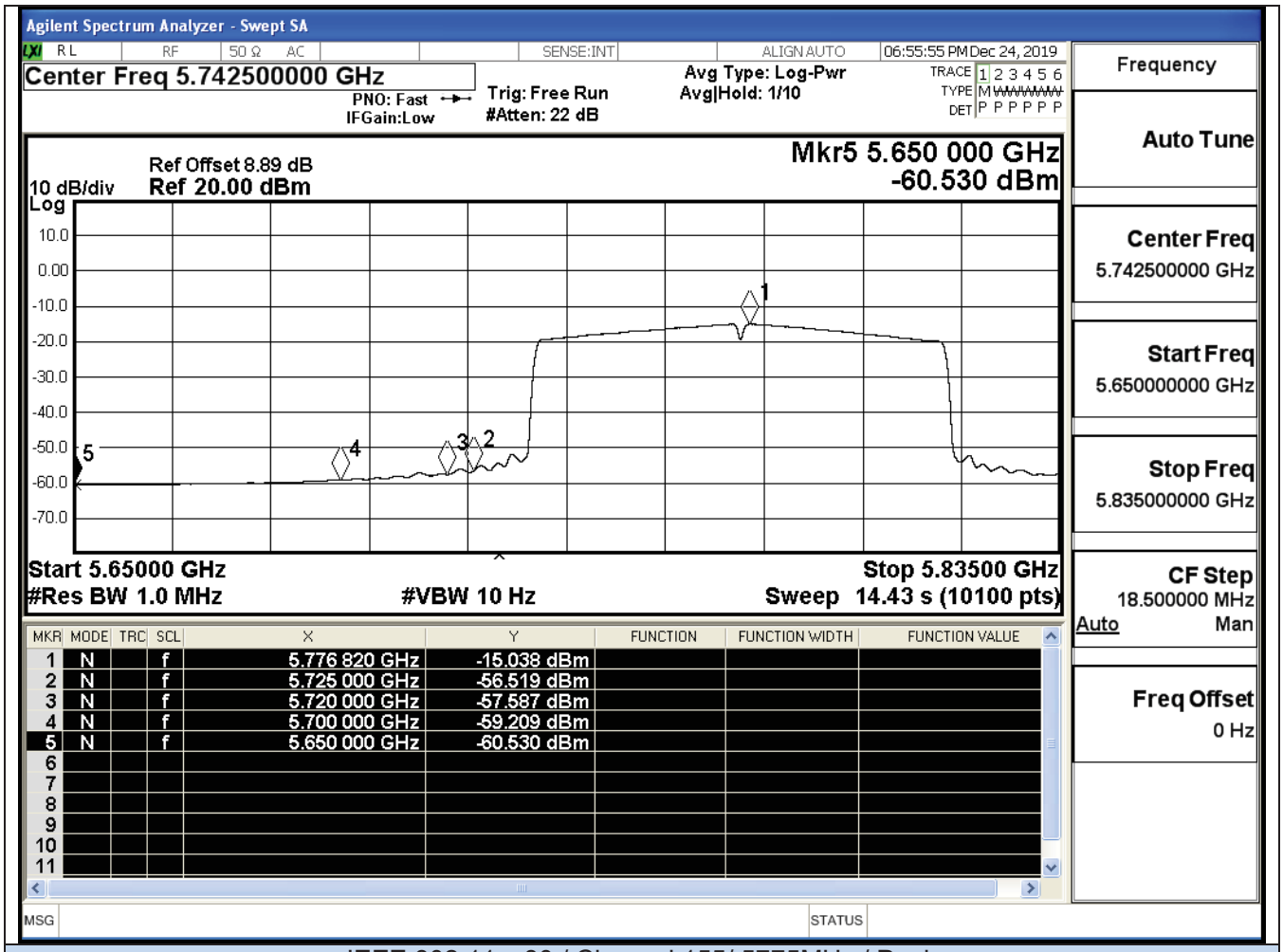


IEEE 802.11ac80 / Channel 155/ 5775MHz / Peak

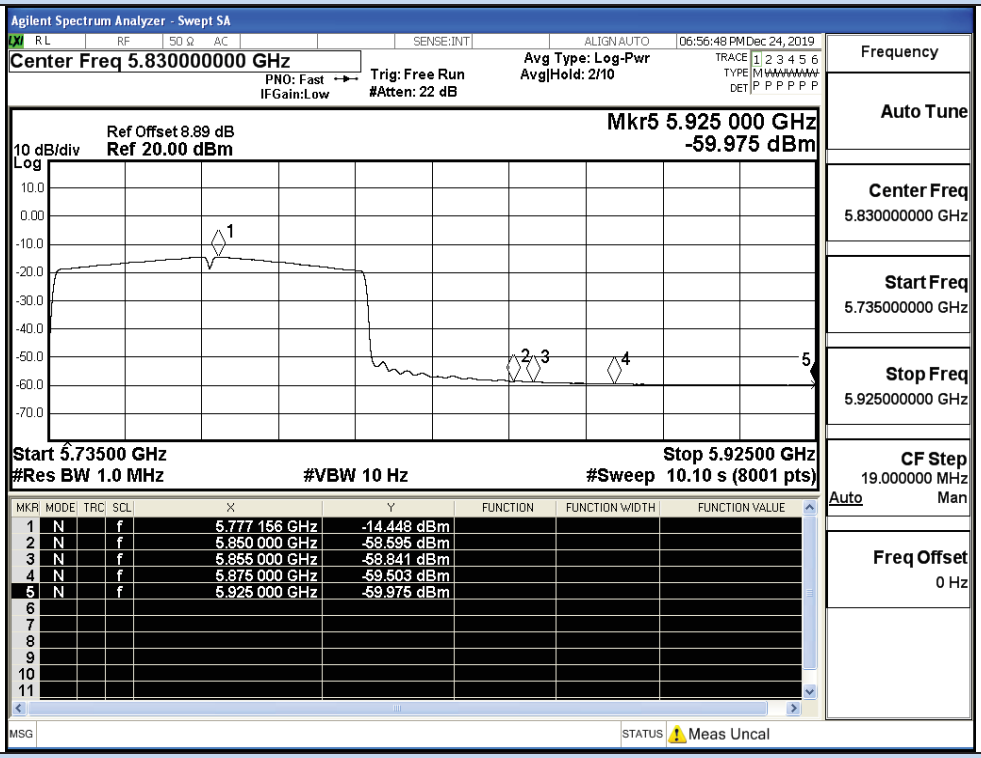


IEEE 802.11ac80 / Channel 155 / 5775MHz / Average