






EXHIBIT 2 - EUT EXTERNAL PHOTOGRAPHS

Charging Box







<p>EUT View 3</p>	 A black, rounded rectangular device with the 'htc' logo printed on its top surface. The device is positioned on a blue textured background. Below the device is a black ruler with white markings, showing a scale from 0 to 100 millimeters. The ruler is oriented horizontally, with the 0 mark on the left and the 100 mark on the right.
<p>EUT View 4</p>	 A black, rounded rectangular device with the 'htc' logo printed on its top surface. The device is positioned on a blue textured background. Below the device is a black ruler with white markings, showing a scale from 0 to 100 millimeters. The ruler is oriented horizontally, with the 0 mark on the left and the 100 mark on the right.



<p>EUT View 5</p>	
<p>EUT View 6</p>	





Left Earbud



<p>EUT View 1</p>	
<p>EUT View 2</p>	



<p>EUT View 3</p>	
<p>EUT View 4</p>	

<p>EUT View 5</p>	
<p>EUT View 6</p>	

Right Earbud

<p>EUT View 1</p>	
<p>EUT View 2</p>	

<p>EUT View 3</p>	
<p>EUT View 4</p>	

<p>EUT View 5</p>	 A black, cylindrical component with a flange, shown against a blue background with a ruler for scale. The ruler is positioned horizontally below the component, showing markings from 0 to 100 mm. The component is oriented vertically, with the flange at the top.
<p>EUT View 6</p>	 A black, cylindrical component with a flange, shown against a blue background with a ruler for scale. The ruler is positioned horizontally below the component, showing markings from 0 to 100 mm. The component is oriented horizontally, with the flange on the right side.