

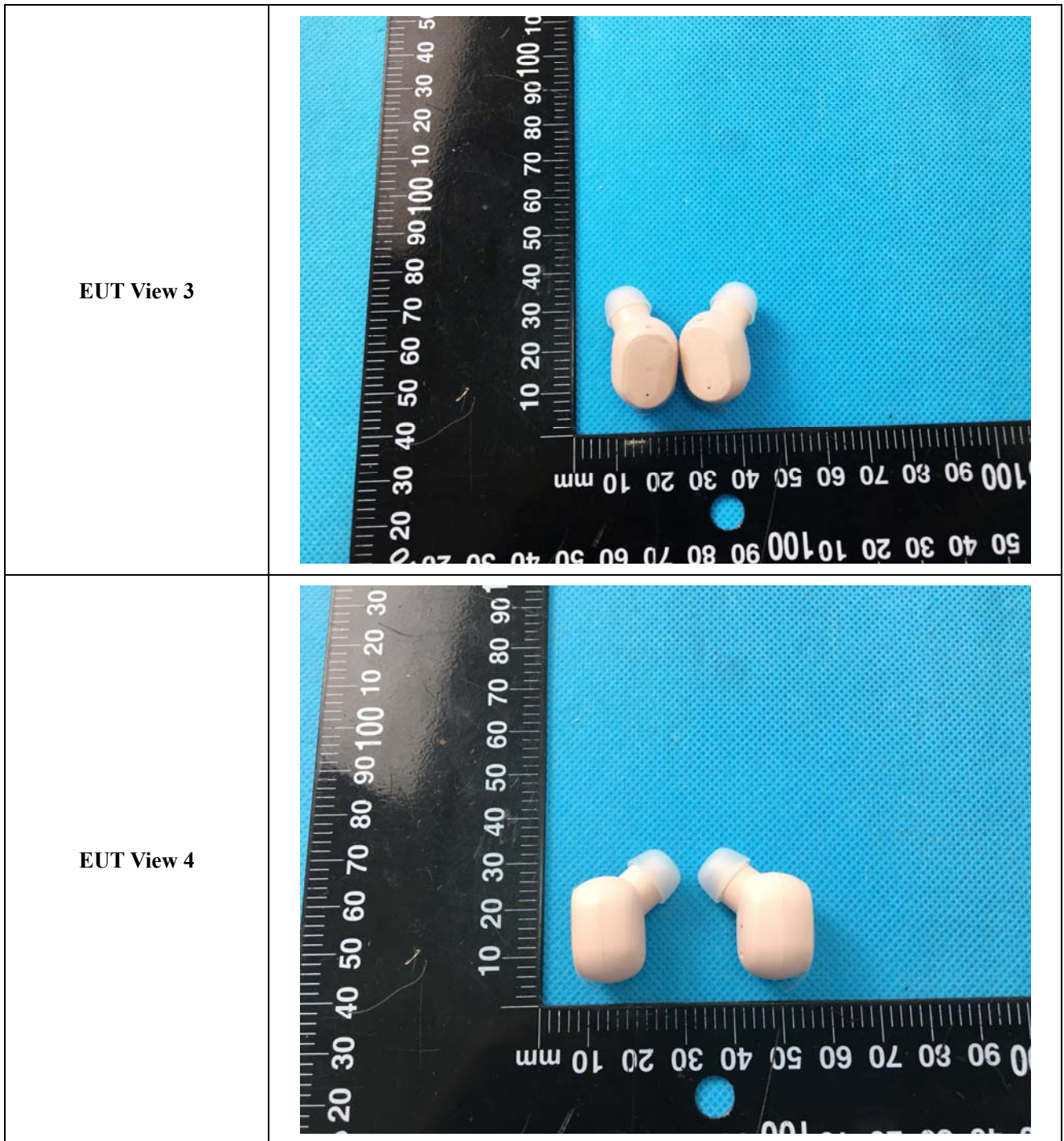




EXHIBIT 2 - EUT EXTERNAL PHOTOGRAPHS

| | |
|--------------------------|--|
| <p>EUT View 1</p> |  A photograph showing an open white earbud case with two light-colored earbuds inside. The case is placed on a blue textured surface next to a black ruler. The ruler has markings in millimeters and centimeters, providing a scale for the size of the earbuds. |
| <p>EUT View 2</p> |  A photograph showing an open white earbud case with two light-colored earbuds removed and placed next to it on a blue textured surface. The earbuds are positioned to the right of the case. A black ruler is placed below the case and earbuds for scale. |



| | |
|--------------------------|--|
| <p>EUT View 5</p> |  A photograph showing two small, light-colored electronic components (EUTs) with white caps, positioned on a blue textured surface. A black ruler is placed below the components for scale, showing markings in millimeters. The components are oriented vertically, with their caps facing upwards. |
| <p>EUT View 6</p> |  A photograph showing two small, light-colored electronic components (EUTs) with white caps, positioned on a blue textured surface. A black ruler is placed below the components for scale, showing markings in millimeters. The components are oriented horizontally, with their caps facing outwards. |

| | |
|--------------------------|---|
| <p>EUT View 7</p> |  |
| <p>EUT View 8</p> |  |