



EXHIBIT 2 - EUT EXTERNAL PHOTOGRAPHS



<p>EUT View 1</p>	 <p>A photograph showing the HTC wireless charger and its cable. The charger is black with the HTC logo and 'AUTO MATCH WIRELESS CHARGER' text. A black USB cable is coiled next to it. A black ruler with white markings is placed below the charger and cable for scale. The background is a blue textured surface.</p>
<p>EUT View 2</p>	 <p>A close-up photograph of the HTC wireless charger. The charger is black with the HTC logo and 'AUTO MATCH WIRELESS CHARGER' text. A black ruler with white markings is placed below the charger for scale. The background is a blue textured surface.</p>

EUT View 3



EUT View 4



<p>EUT View 5</p>	 A black plastic component is shown from a perspective view. It features a circular opening at the top, a protruding cylindrical part, and a rectangular tab on the side. The component is placed on a blue textured surface next to a black ruler with white markings. The ruler shows measurements in millimeters, with the component's length being approximately 100 mm.
<p>EUT View 6</p>	 A black plastic component is shown from a different perspective view. It features a circular opening at the top, a protruding cylindrical part, and a rectangular tab on the side. The component is placed on a blue textured surface next to a black ruler with white markings. The ruler shows measurements in millimeters, with the component's length being approximately 100 mm.

EUT View 7

