

<b>Case No. :</b> <u>GTS20230629015-1-13</u>
<b>Ambient Condition:</b> <u>23</u> °C, <u>49</u> %RH, Atmos100.1Kpa,
<b>Test Date:</b> <u>2023.7.21</u> <b>Test Engineer:</b> <u>Evan Ouyang</u>

## Appendix F.1: Emission Bandwidth

### Test Result

Test Mode	Antenna	Frequency[MHz]	26db EBW [MHz]	FL[MHz]	FH[MHz]	Limit[MHz]	Verdict
11A	Ant2	5500	29.520	5487.160	5516.680	---	---
		5600	30.640	5585.400	5616.040	---	---
		5700	33.520	5683.320	5716.840	---	---
11N20SISO	Ant2	5500	19.480	5490.320	5509.800	---	---
		5600	30.720	5585.760	5616.480	---	---
		5700	33.600	5682.640	5716.240	---	---
11N40SISO	Ant2	5510	65.120	5481.040	5546.160	---	---
		5590	52.160	5561.520	5613.680	---	---
		5670	64.240	5637.040	5701.280	---	---
11AC20SISO	Ant2	5500	19.440	5490.320	5509.760	---	---
		5600	26.000	5588.960	5614.960	---	---
		5700	34.200	5683.080	5717.280	---	---
11AC40SISO	Ant2	5510	41.360	5489.680	5531.040	---	---
		5590	41.440	5569.600	5611.040	---	---
		5670	61.280	5638.640	5699.920	---	---
11AC80SISO	Ant2	5530	80.960	5489.680	5570.640	---	---
		5610	89.760	5569.680	5659.440	---	---

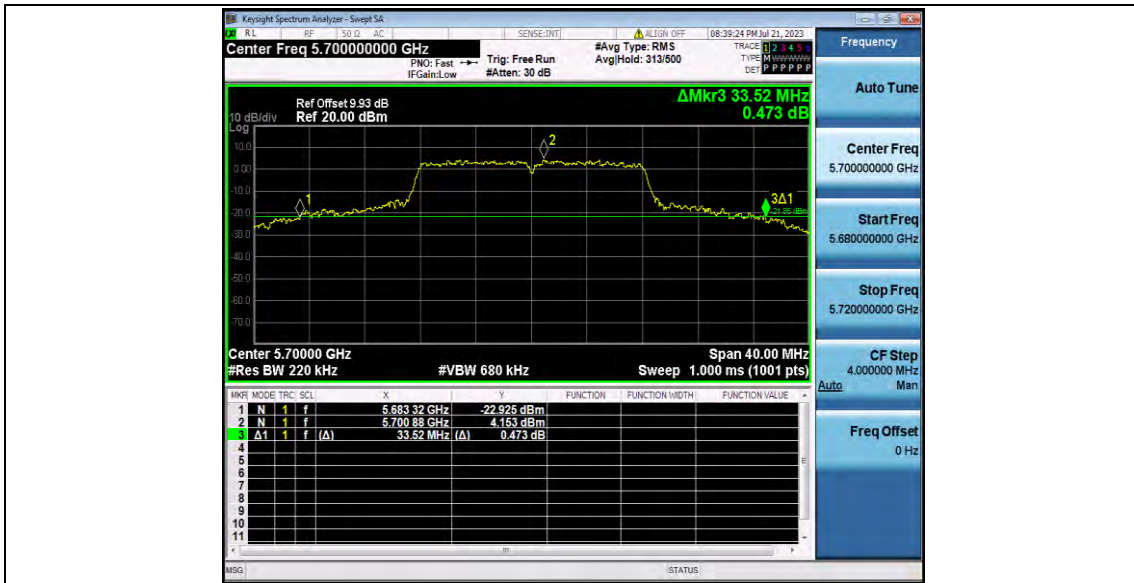
## Test Graphs



11A\_Ant2\_5500



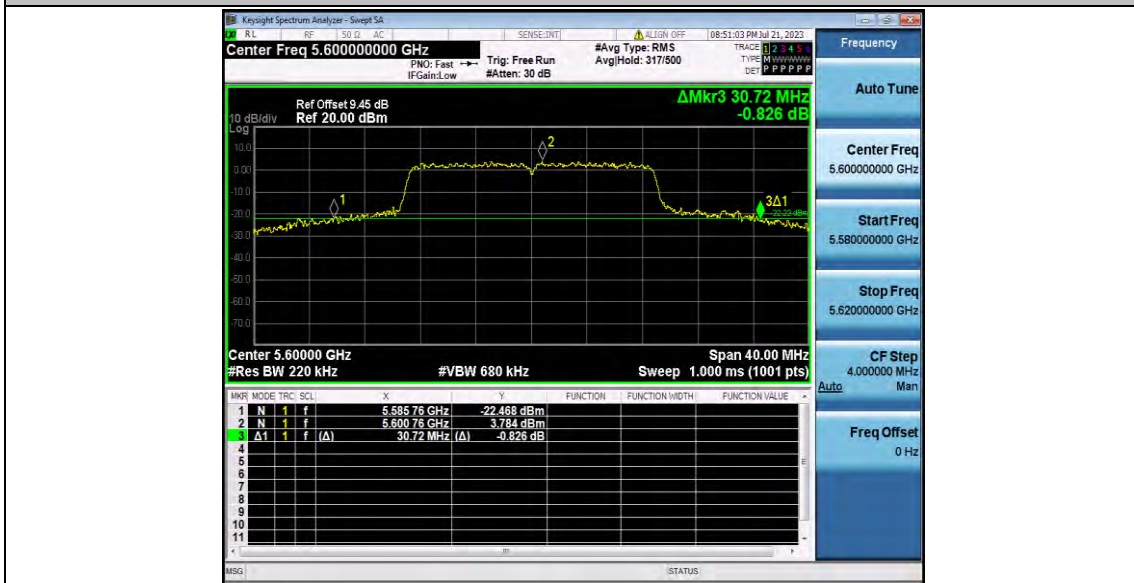
11A\_Ant2\_5600



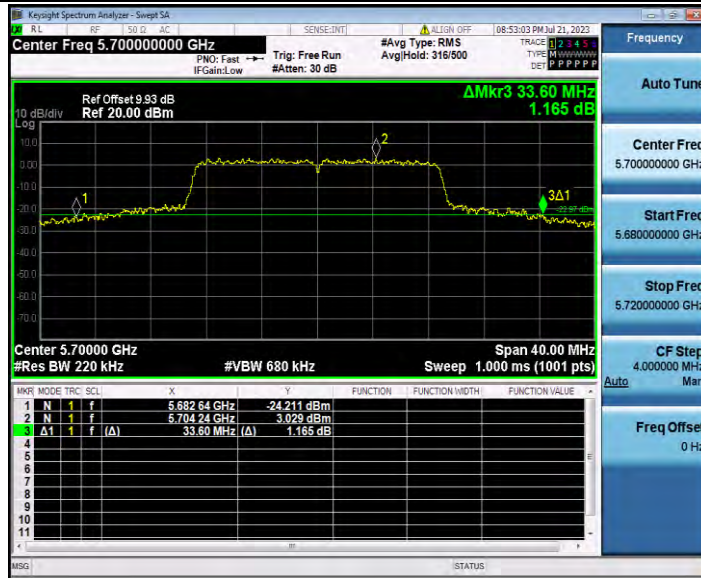
11A\_Ant2\_5700



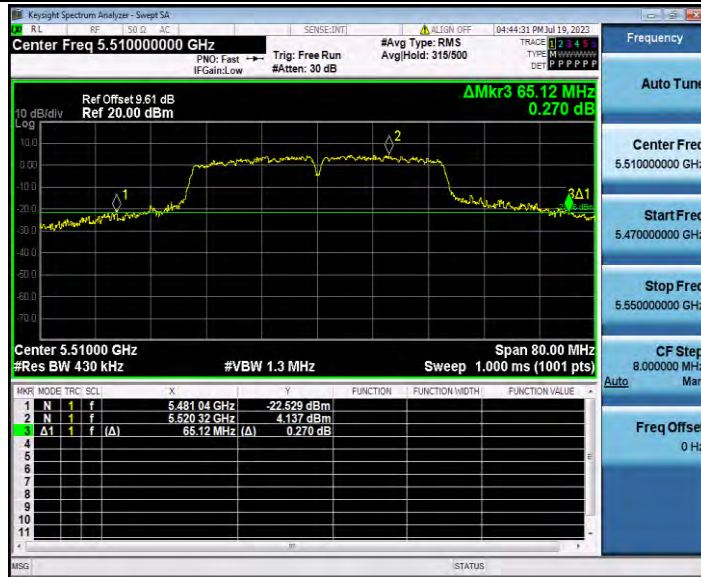
11N20SISO\_Ant2\_5500



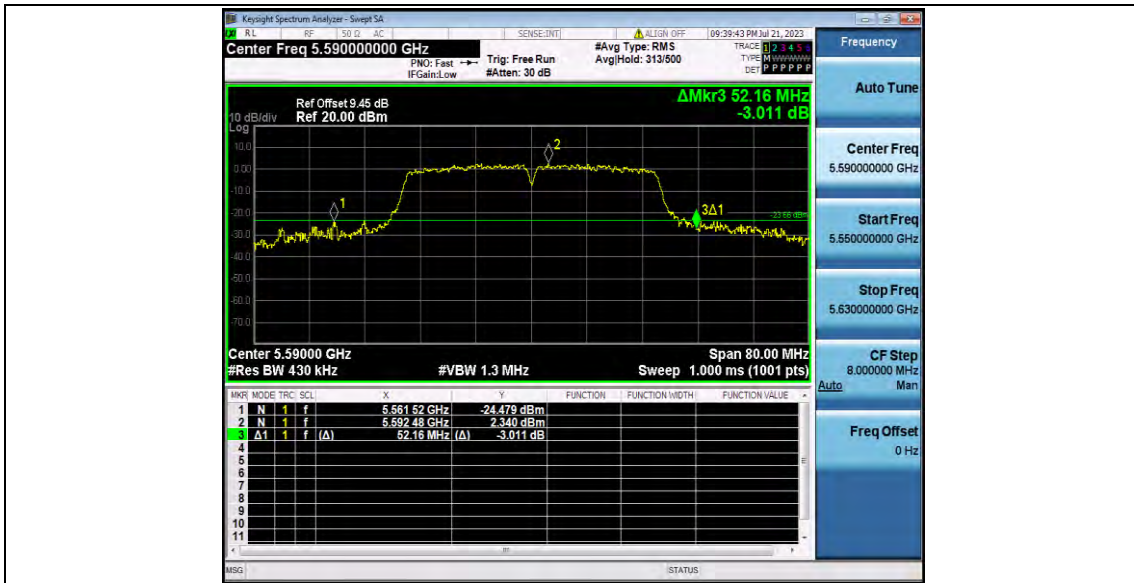
11N20SISO\_Ant2\_5600



11N20SISO\_Ant2\_5700



11N40SISO\_Ant2\_5510



11N40SISO\_Ant2\_5590



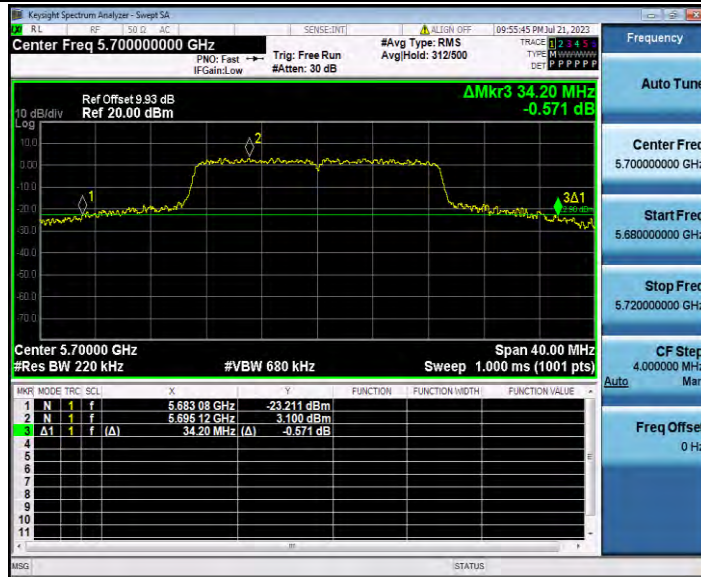
11N40SISO\_Ant2\_5670



11AC20SISO\_Ant2\_5500



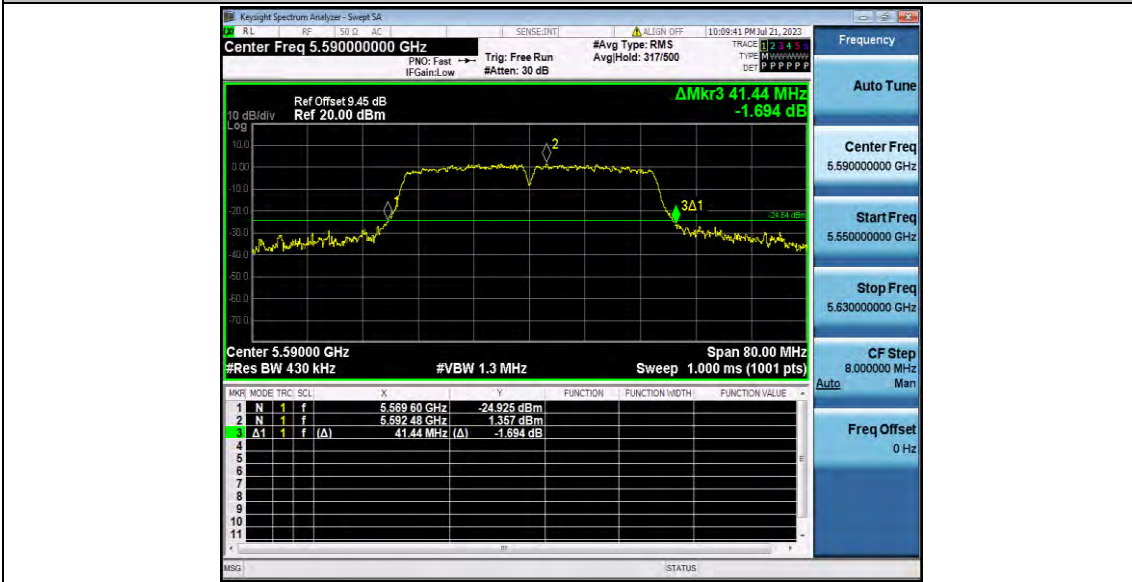
11AC20SISO\_Ant2\_5600



11AC20SISO\_Ant2\_5700



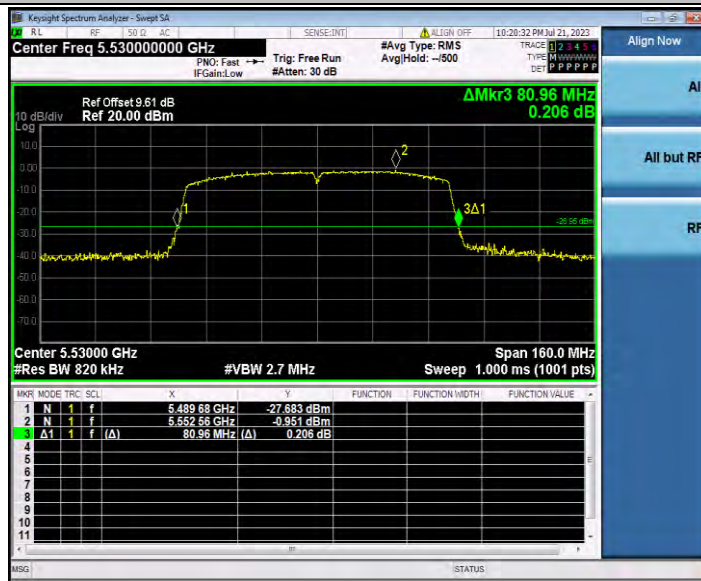
11AC40SISO\_Ant2\_5510



11AC40SISO\_Ant2\_5590



11AC40SISO\_Ant2\_5670



11AC80SISO\_Ant2\_5530



11AC80SISO\_Ant2\_5610



## Appendix F.2: Occupied channel bandwidth

### Test Result

Test Mode	Antenna	Frequency[MHz]	OCB [MHz]	FL[MHz]	FH[MHz]	Limit[MHz]	Verdict
11A	Ant2	5500	17.245	5491.503	5508.748	---	---
		5600	17.188	5591.473	5608.661	---	---
		5700	17.608	5691.106	5708.714	---	---
11N20SISO	Ant2	5500	17.631	5491.238	5508.869	---	---
		5600	18.095	5591.065	5609.160	---	---
		5700	18.075	5690.972	5709.047	---	---
11N40SISO	Ant2	5510	36.372	5492.005	5528.377	---	---
		5590	36.545	5571.870	5608.415	---	---
		5670	36.922	5651.606	5688.528	---	---
11AC20SISO	Ant2	5500	17.628	5491.235	5508.863	---	---
		5600	17.848	5591.151	5608.999	---	---
		5700	18.134	5690.936	5709.070	---	---
11AC40SISO	Ant2	5510	36.344	5491.998	5528.342	---	---
		5590	36.411	5571.892	5608.303	---	---
		5670	36.671	5651.725	5688.396	---	---
11AC80SISO	Ant2	5530	74.423	5493.064	5567.487	---	---
		5610	74.910	5572.782	5647.692	---	---

## Test Graphs



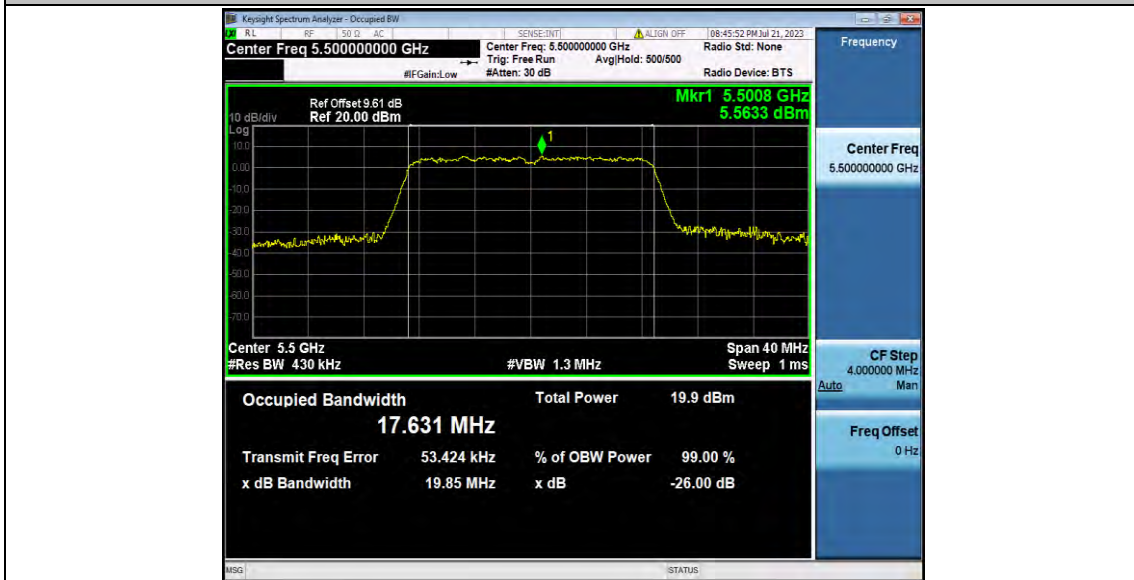
11A\_Ant2\_5500



11A\_Ant2\_5600



11A\_Ant2\_5700



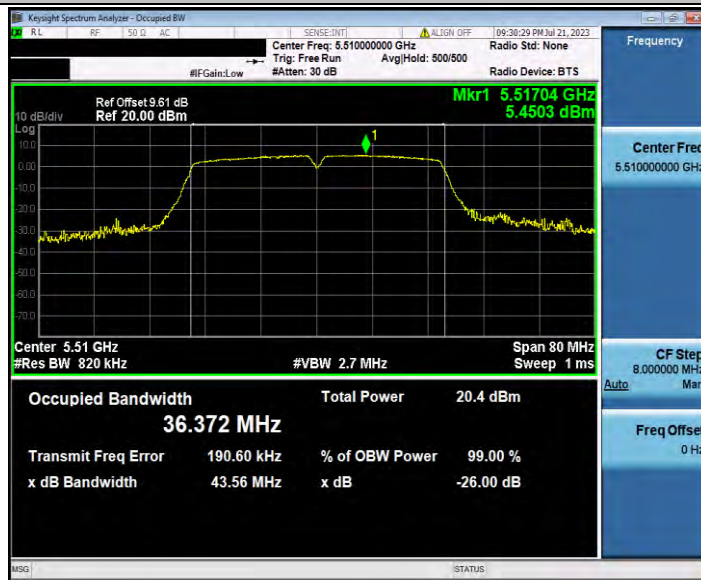
11N20SISO\_Ant2\_5500



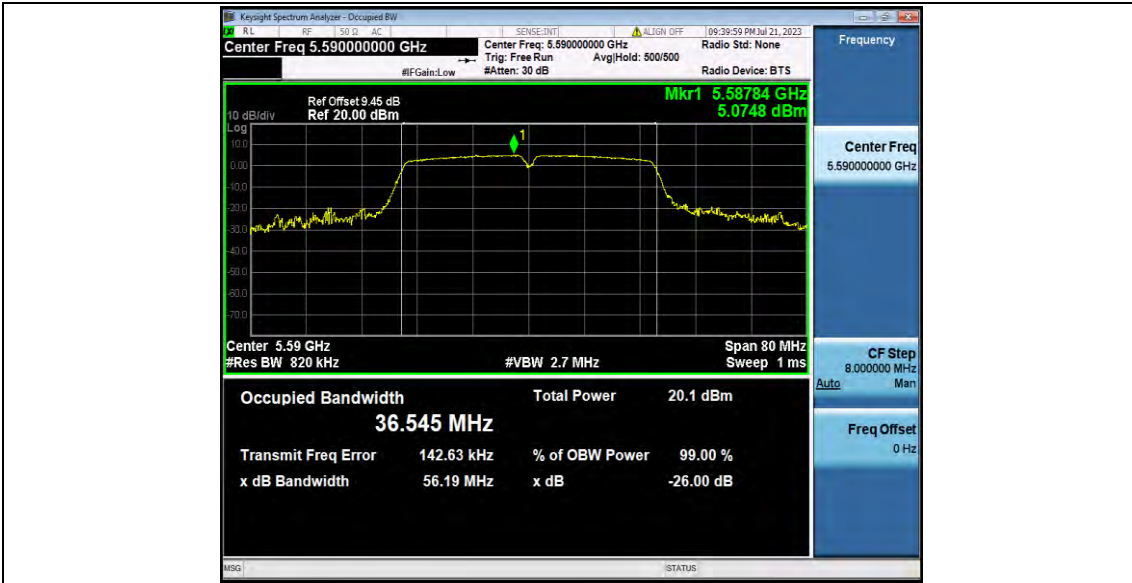
11N20SISO\_Ant2\_5600



11N20SISO\_Ant2\_5700



11N40SISO\_Ant2\_5510



11N40SISO\_Ant2\_5590



11N40SISO\_Ant2\_5670



11AC20SISO\_Ant2\_5500



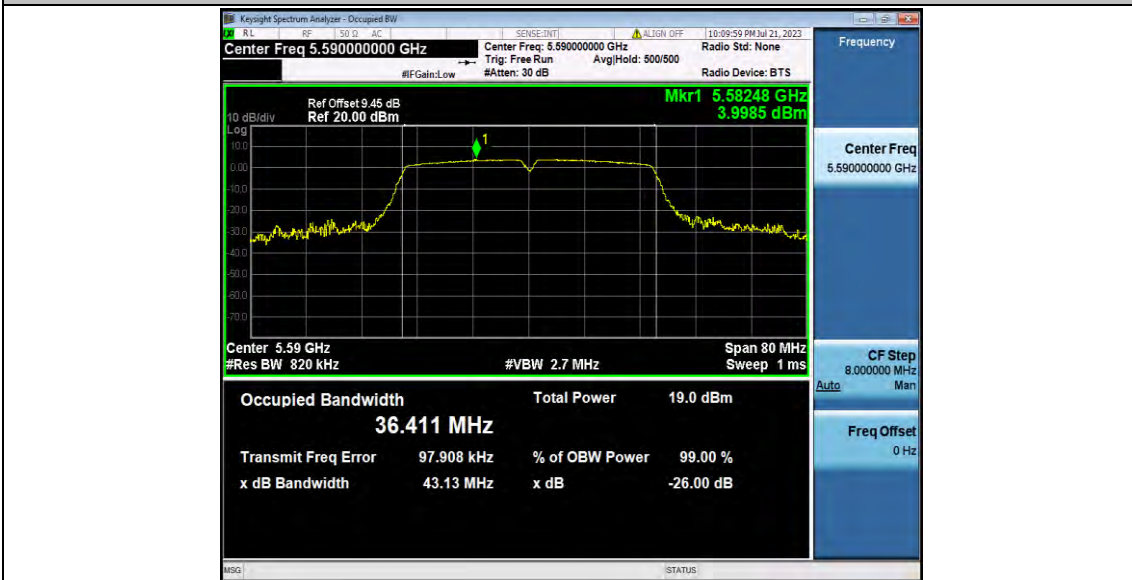
11AC20SISO\_Ant2\_5600



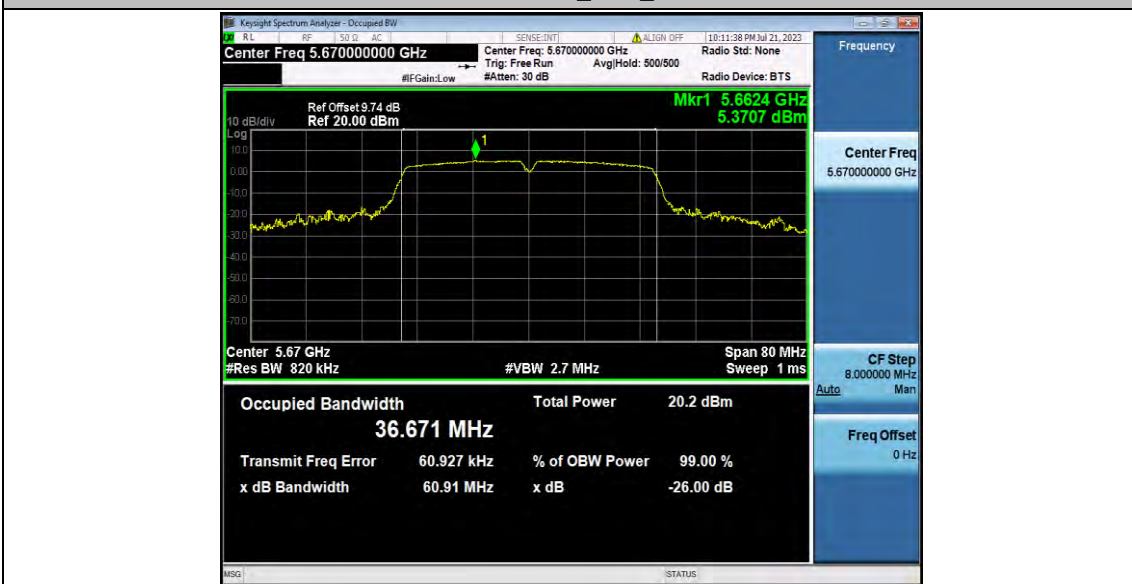
11AC20SISO\_Ant2\_5700



11AC40SISO\_Ant2\_5510



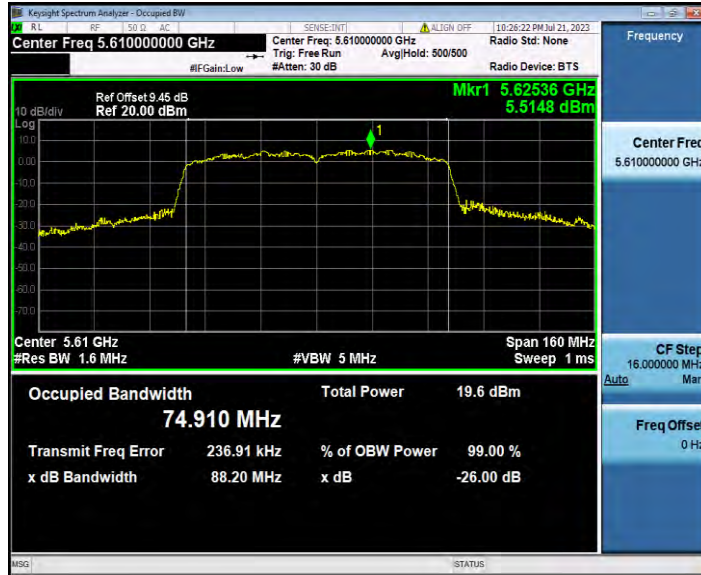
11AC40SISO\_Ant2\_5590



11AC40SISO\_Ant2\_5670



11AC80SISO\_Ant2\_5530



11AC80SISO\_Ant2\_5610

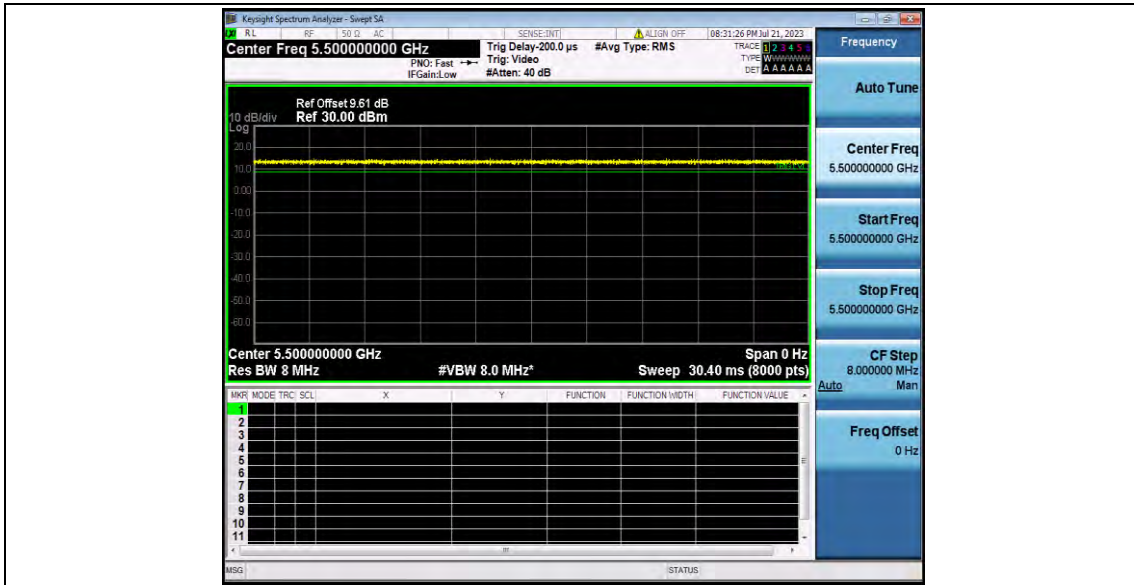


## Appendix F.3: Duty Cycle

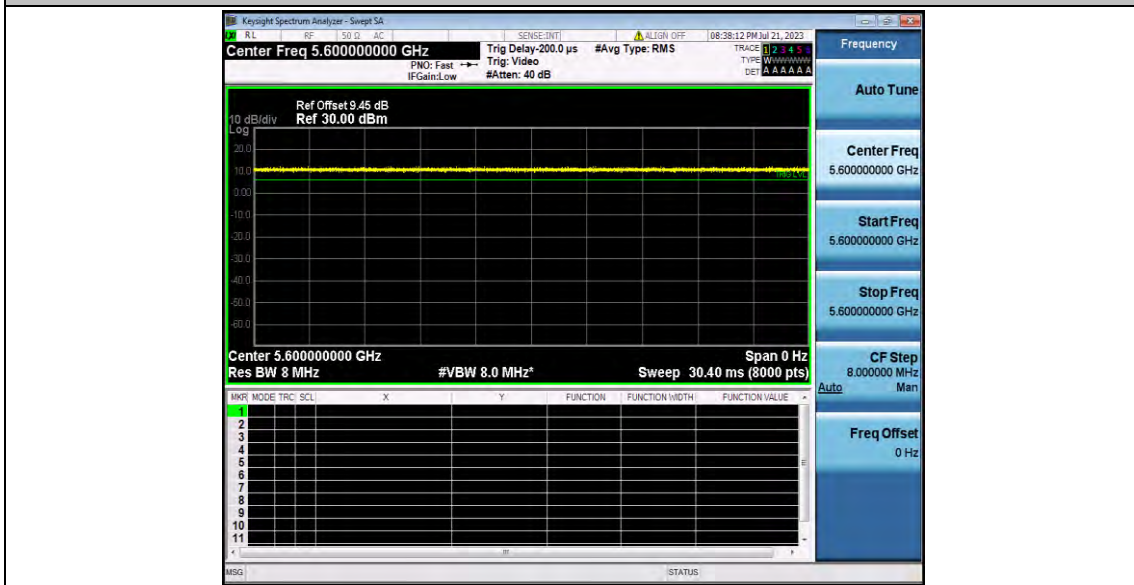
### Test Result

Test Mode	Antenna	Frequency[MHz]	Transmission Duration [ms]	Transmission Period [ms]	Duty Cycle [%]
11A	Ant2	5500	30.00	30.00	100.00
		5600	30.00	30.00	100.00
		5700	30.00	30.00	100.00
11N20SISO	Ant2	5500	30.00	30.00	100.00
		5600	30.00	30.00	100.00
		5700	30.00	30.00	100.00
11N40SISO	Ant2	5510	30.00	30.00	100.00
		5590	30.00	30.00	100.00
		5670	30.00	30.00	100.00
11AC20SISO	Ant2	5500	30.00	30.00	100.00
		5600	30.00	30.00	100.00
		5700	30.00	30.00	100.00
11AC40SISO	Ant2	5510	30.00	30.00	100.00
		5590	30.00	30.00	100.00
		5670	30.00	30.00	100.00
11AC80SISO	Ant2	5530	30.00	30.00	100.00
		5610	30.00	30.00	100.00

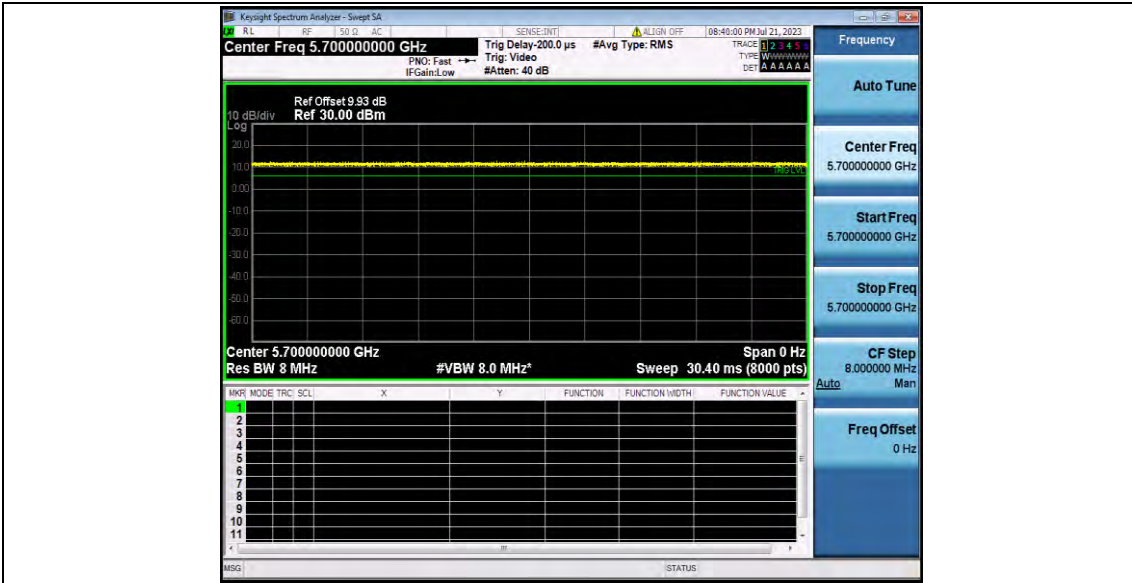
## Test Graphs



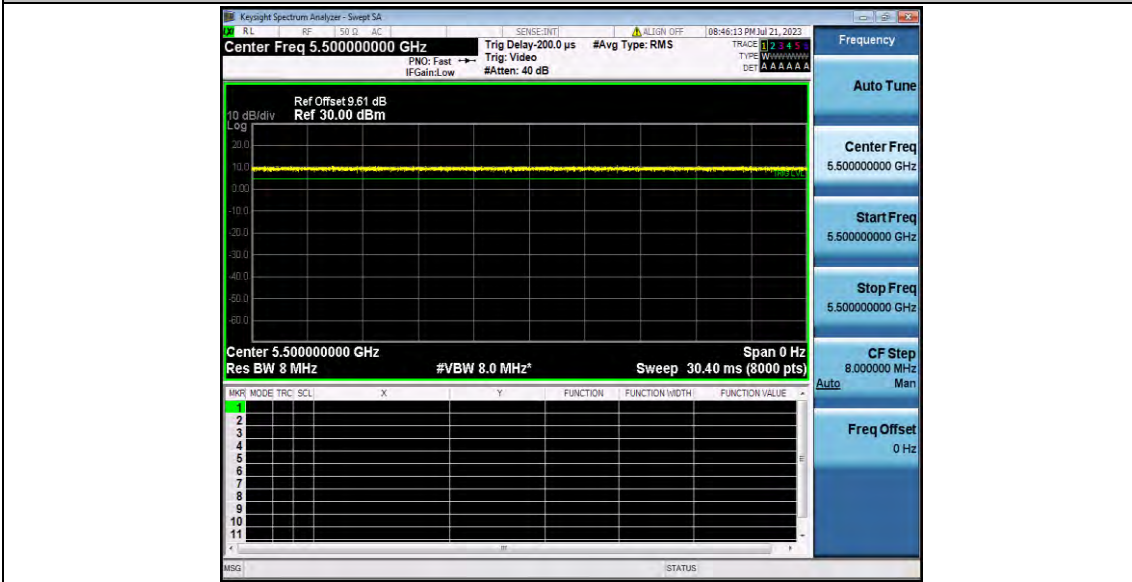
11A\_Ant2\_5500



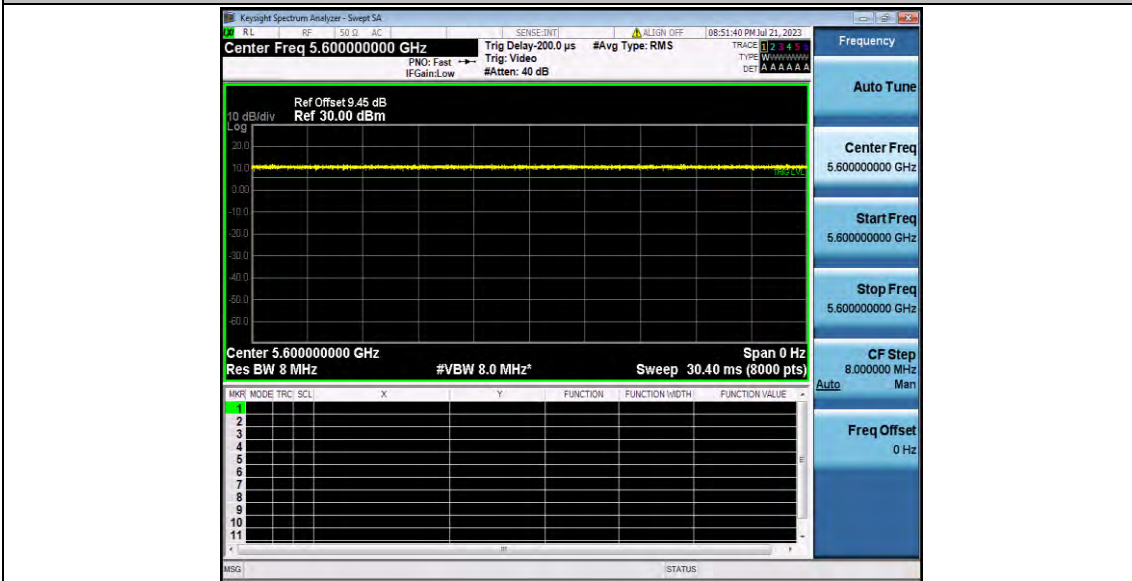
11A\_Ant2\_5600



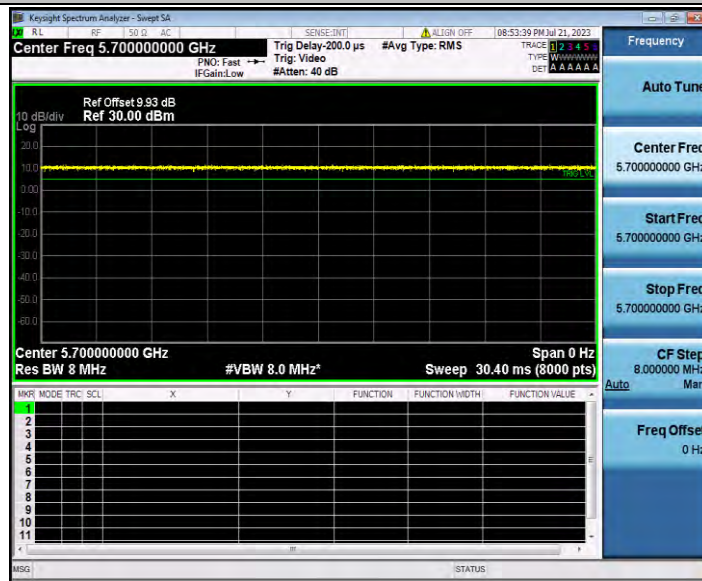
11A\_Ant2\_5700



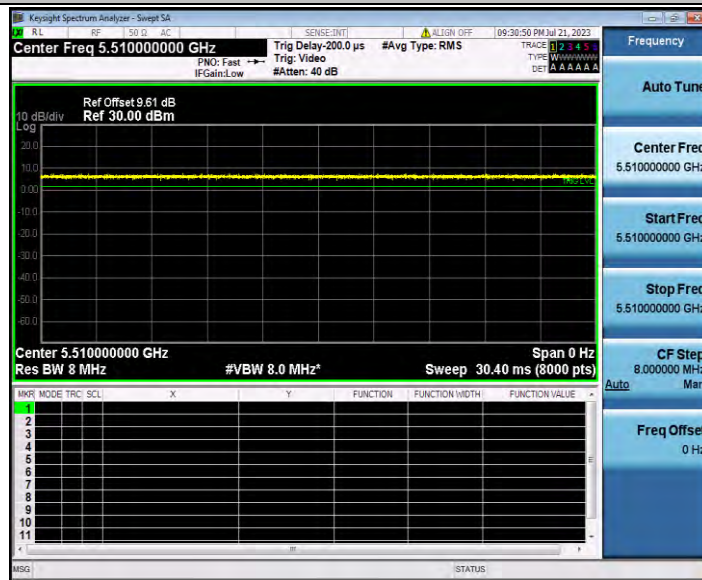
11N20SISO\_Ant2\_5500



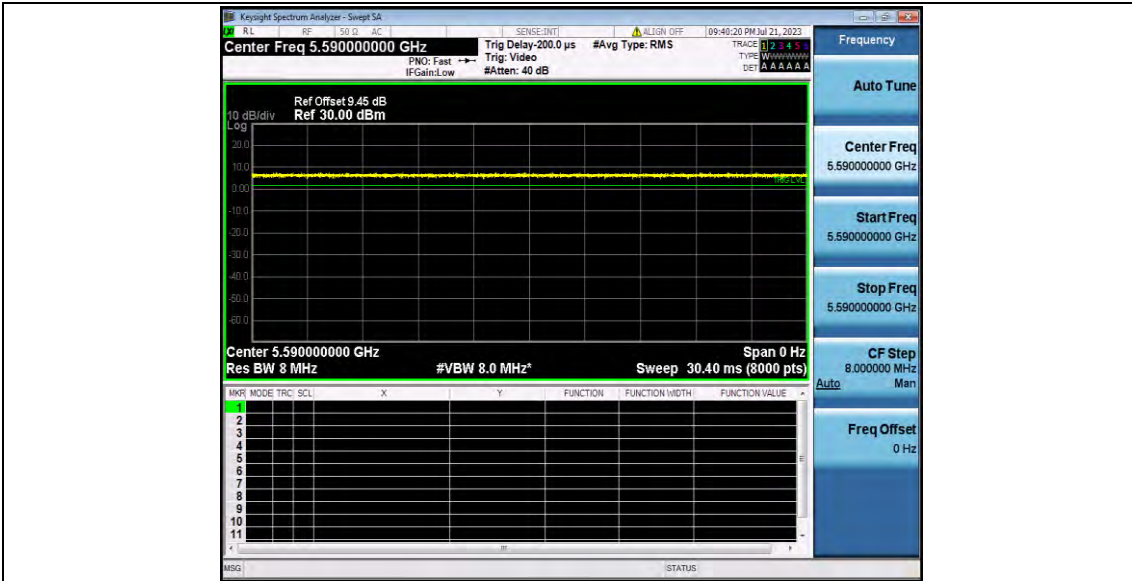
11N20SISO\_Ant2\_5600



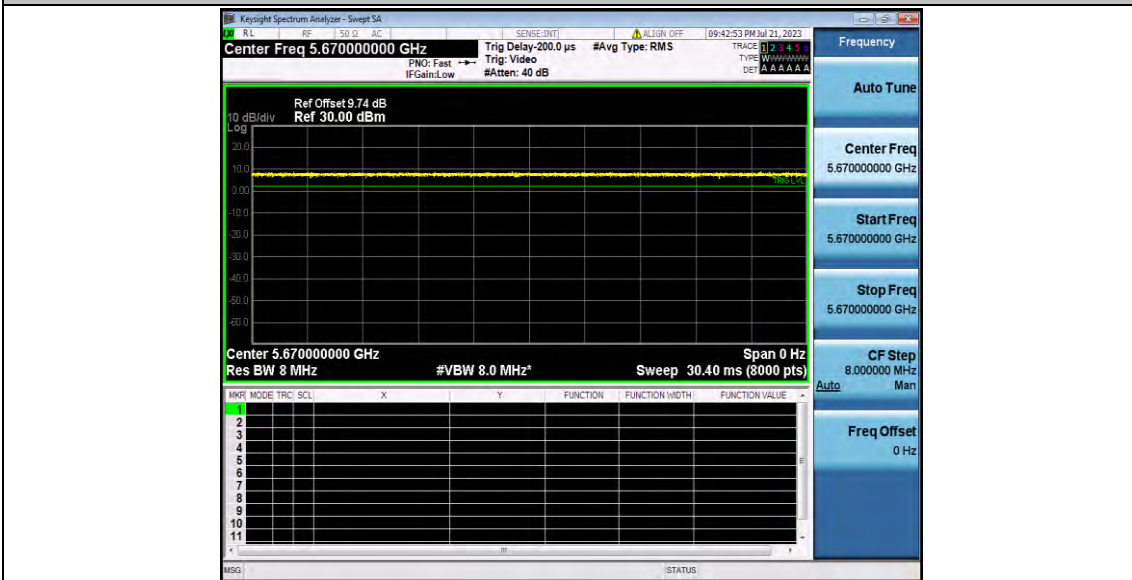
11N20SISO\_Ant2\_5700



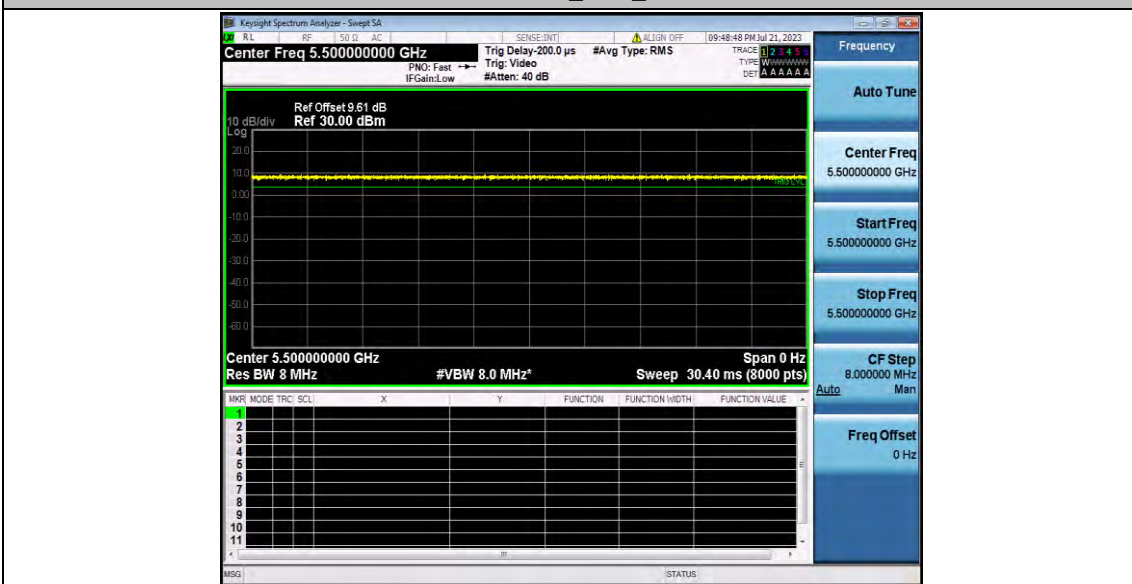
11N40SISO\_Ant2\_5510



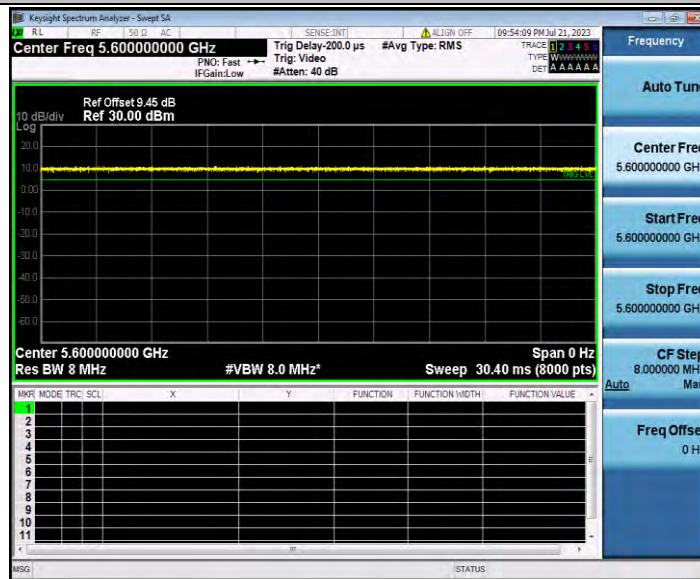
11N40SISO\_Ant2\_5590



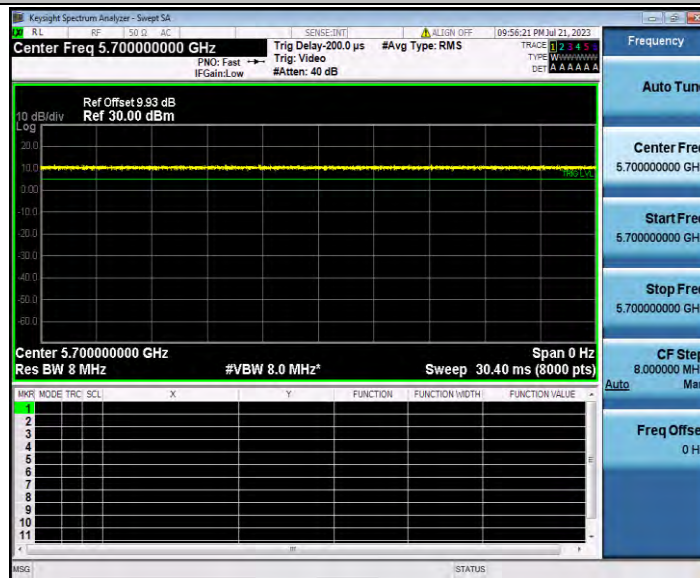
11N40SISO\_Ant2\_5670



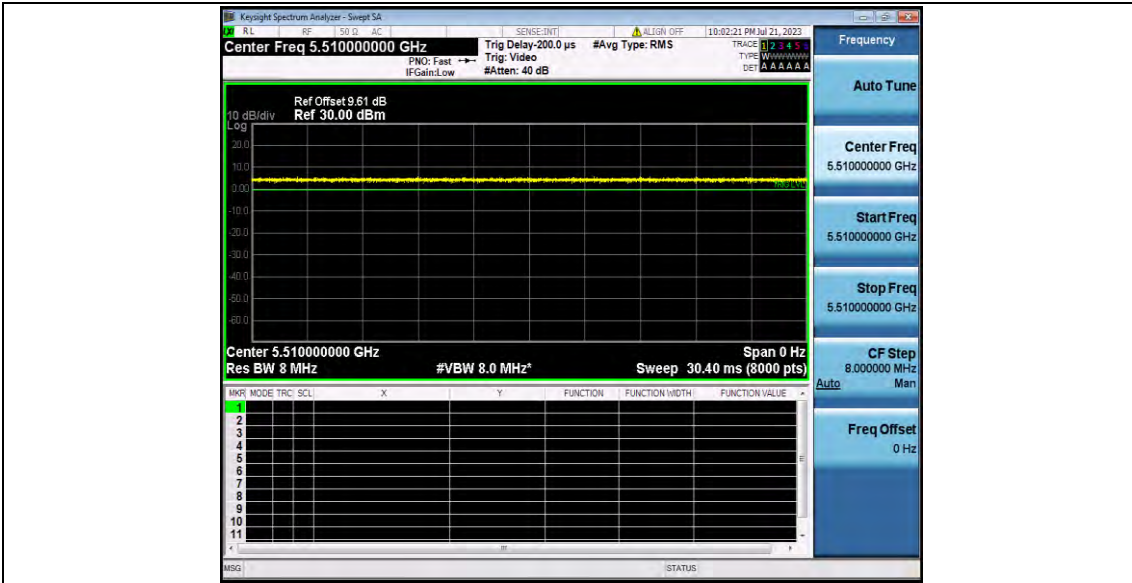
11AC20SISO\_Ant2\_5500



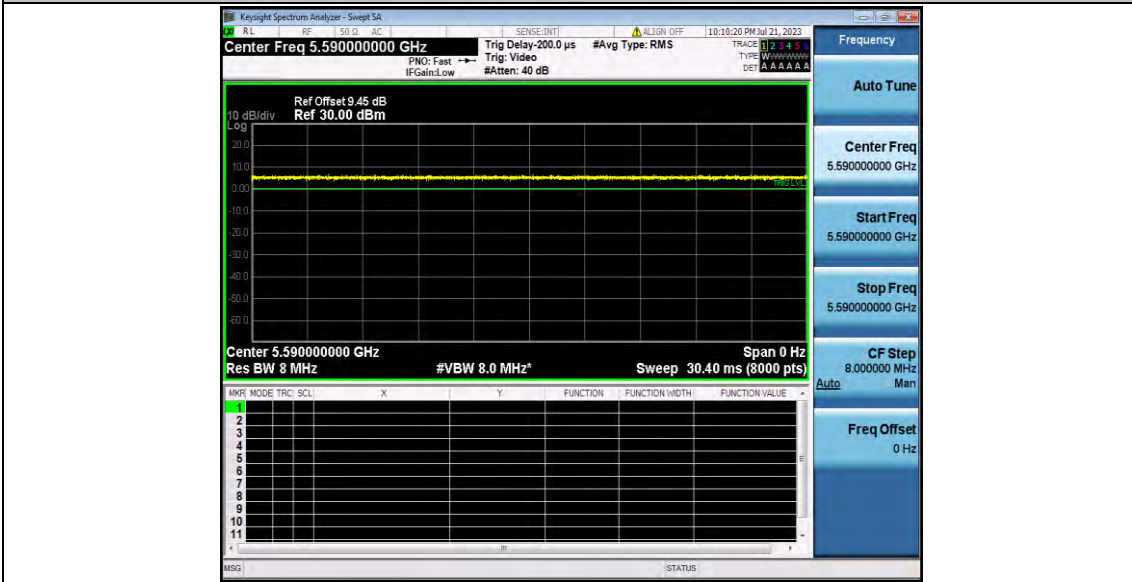
11AC20SISO\_Ant2\_5600



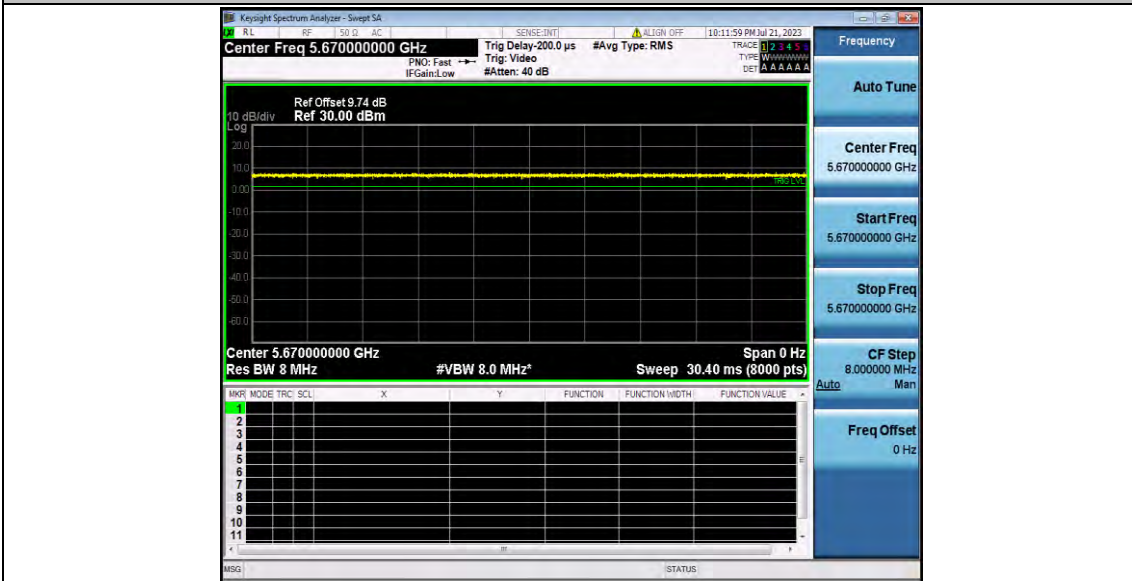
11AC20SISO\_Ant2\_5700



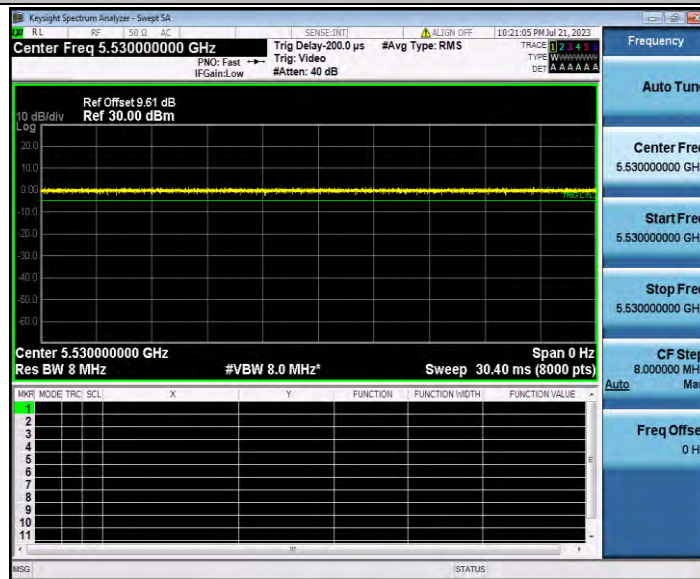
11AC40SISO\_Ant2\_5510



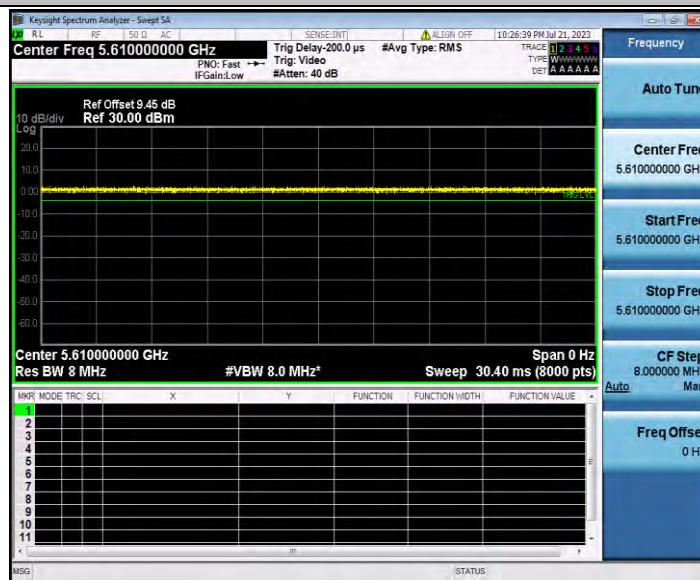
11AC40SISO\_Ant2\_5590



11AC40SISO\_Ant2\_5670



11AC80SISO\_Ant2\_5530



11AC80SISO\_Ant2\_5610



## Appendix F.4: Maximum conducted output power

### Test Result Channel Power

Test Mode	Antenna	Frequency[MHz]	Channel Power [dBm]	Duty Cycle [%]	DC Factor [dBm]	Result [dBm]	Limit [dBm]	Verdict
11A	Ant2	5500	16.75	100.00	0.00	16.75	≤23.98	PASS
		5600	14.36	100.00	0.00	14.36	≤23.98	PASS
		5700	14.64	100.00	0.00	14.64	≤23.98	PASS
11N20SISO	Ant2	5500	13.12	100.00	0.00	13.12	≤23.90	PASS
		5600	14.41	100.00	0.00	14.41	≤23.98	PASS
		5700	13.83	100.00	0.00	13.83	≤23.98	PASS
11N40SISO	Ant2	5510	12.59	100.00	0.00	12.59	≤23.98	PASS
		5590	12.82	100.00	0.00	12.82	≤23.98	PASS
		5670	13.82	100.00	0.00	13.82	≤23.98	PASS
11AC20SISO	Ant2	5500	12.04	100.00	0.00	12.04	≤23.89	PASS
		5600	13.47	100.00	0.00	13.47	≤23.98	PASS
		5700	13.79	100.00	0.00	13.79	≤23.98	PASS
11AC40SISO	Ant2	5510	10.73	100.00	0.00	10.73	≤23.98	PASS
		5590	11.81	100.00	0.00	11.81	≤23.98	PASS
		5670	13.00	100.00	0.00	13.00	≤23.98	PASS
11AC80SISO	Ant2	5530	9.22	100.00	0.00	9.22	≤23.98	PASS
		5610	10.68	100.00	0.00	10.68	≤23.98	PASS

Note: The Duty Cycle Factor is compensated in the graph.

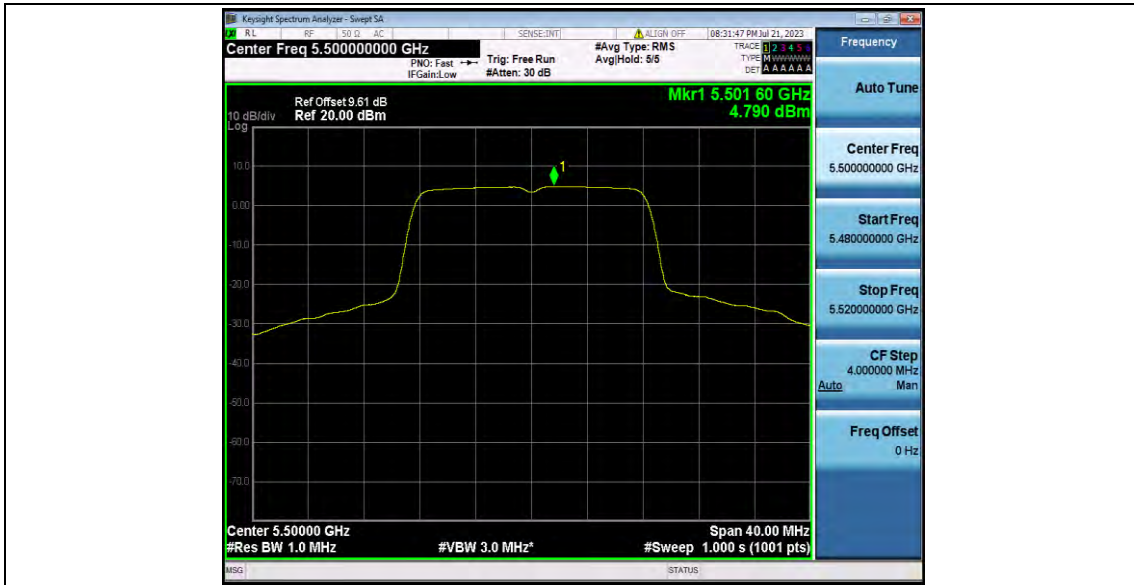
## Appendix F.5: Maximum power spectral density

### Test Result

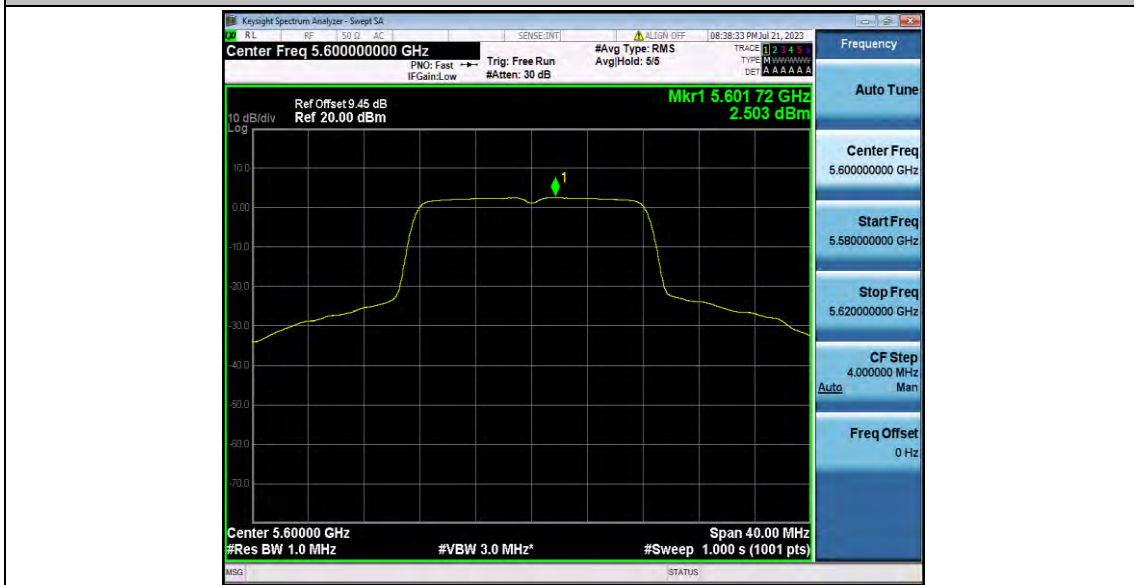
Test Mode	Antenna	Frequency[MHz]	Result [dBm/MHz]	Limit[dBm/MHz]	Verdict
11A	Ant2	5500	4.79	≤11.00	PASS
		5600	2.5	≤11.00	PASS
		5700	2.91	≤11.00	PASS
11N20SISO	Ant2	5500	0.9	≤11.00	PASS
		5600	2.23	≤11.00	PASS
		5700	1.78	≤11.00	PASS
11N40SISO	Ant2	5510	-1.92	≤11.00	PASS
		5590	-1.68	≤11.00	PASS
		5670	-0.62	≤11.00	PASS
11AC20SISO	Ant2	5500	-0.2	≤11.00	PASS
		5600	1.32	≤11.00	PASS
		5700	1.77	≤11.00	PASS
11AC40SISO	Ant2	5510	-3.65	≤11.00	PASS
		5590	-2.69	≤11.00	PASS
		5670	-1.5	≤11.00	PASS
11AC80SISO	Ant2	5530	-7.58	≤11.00	PASS
		5610	-6.23	≤11.00	PASS

Note: 1.The Result and Limit Unit is dBm/500 kHz in the band 5.725–5.85 GHz.  
2.The Duty Cycle Factor and RBW Factor is compensated in the graph.

## Test Graphs



11A\_Ant2\_5500



11A\_Ant2\_5600



11A\_Ant2\_5700



11N20SISO\_Ant2\_5500



11N20SISO\_Ant2\_5600



11N20SISO\_Ant2\_5700



11N40SISO\_Ant2\_5510



11N40SISO\_Ant2\_5590



11N40SISO\_Ant2\_5670



11AC20SISO\_Ant2\_5500



11AC20SISO\_Ant2\_5600



11AC20SISO\_Ant2\_5700



11AC40SISO\_Ant2\_5510

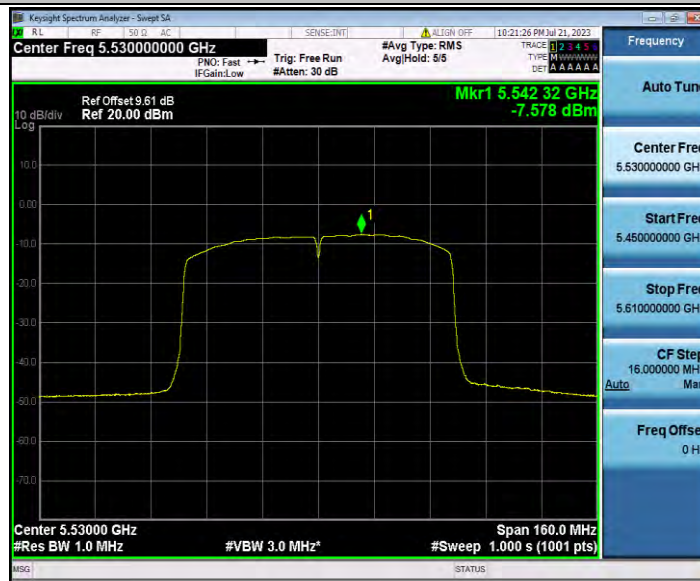


11AC40SISO\_Ant2\_5590





11AC40SISO\_Ant2\_5670



11AC80SISO\_Ant2\_5530



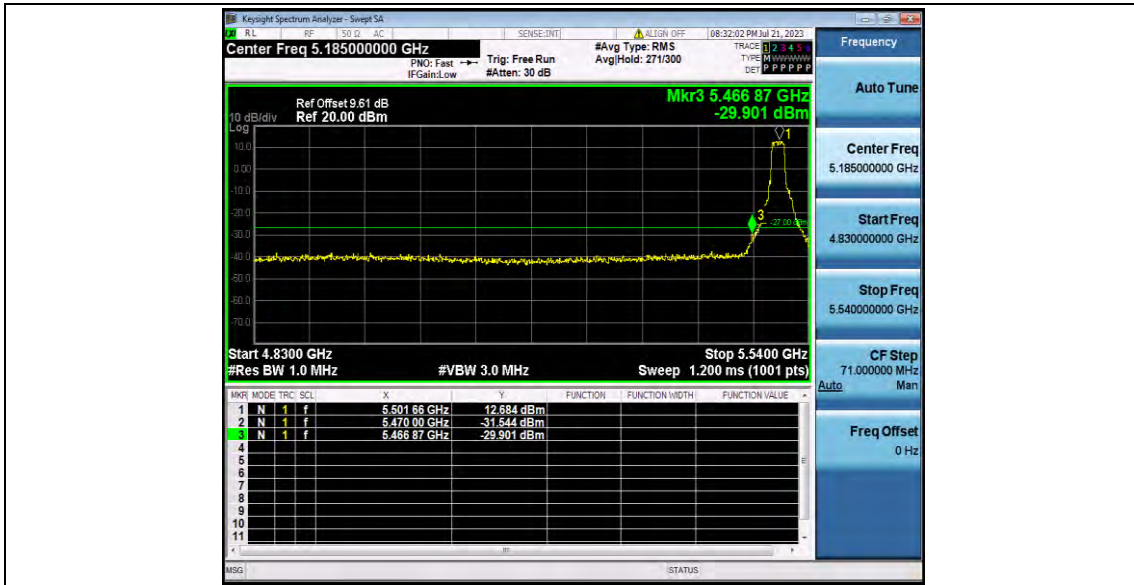
11AC80SISO\_Ant2\_5610

## Appendix F.6: Band edge measurements

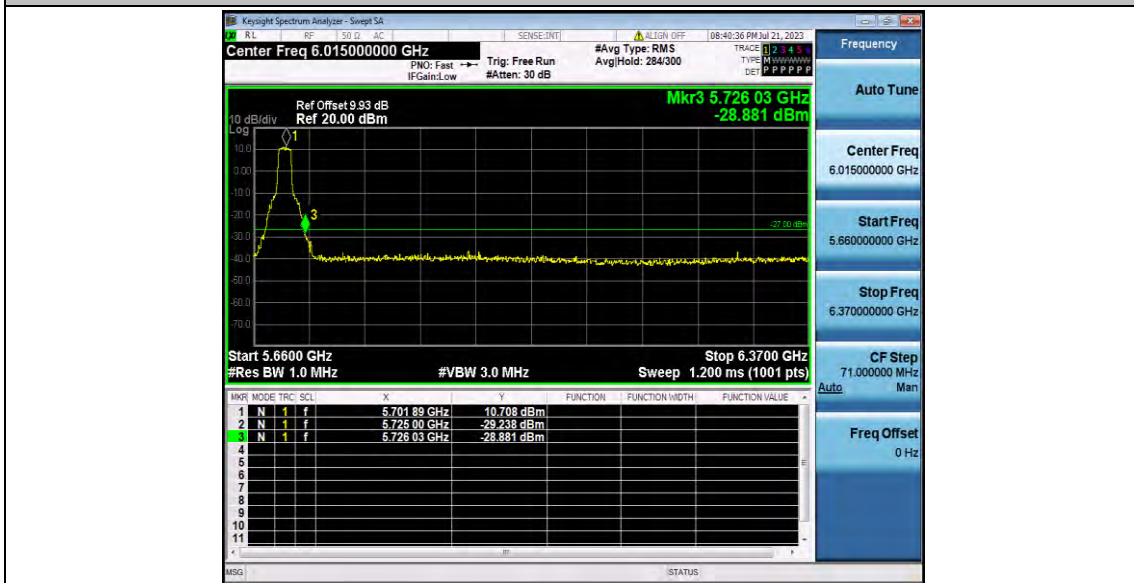
### Test Result B2

Test Mode	Antenna	ChName	Frequency[MHz]	Result[dBm]	Limit[dBm]	Verdict
11A	Ant2	Low	5500	-29.9	$\leq -27$	PASS
		High	5700	-28.88	$\leq -27$	PASS
11N20SISO	Ant2	Low	5500	-37.17	$\leq -27$	PASS
		High	5700	-37.01	$\leq -27$	PASS
11N40SISO	Ant2	Low	5510	-34.87	$\leq -27$	PASS
		High	5670	-36.37	$\leq -27$	PASS
11AC20SISO	Ant2	Low	5500	-38.13	$\leq -27$	PASS
		High	5700	-27.16	$\leq -27$	PASS
11AC40SISO	Ant2	Low	5510	-37.59	$\leq -27$	PASS
		High	5670	-37.75	$\leq -27$	PASS
11AC80SISO	Ant2	Low	5530	-37.57	$\leq -27$	PASS
		High	5610	-37.04	$\leq -27$	PASS

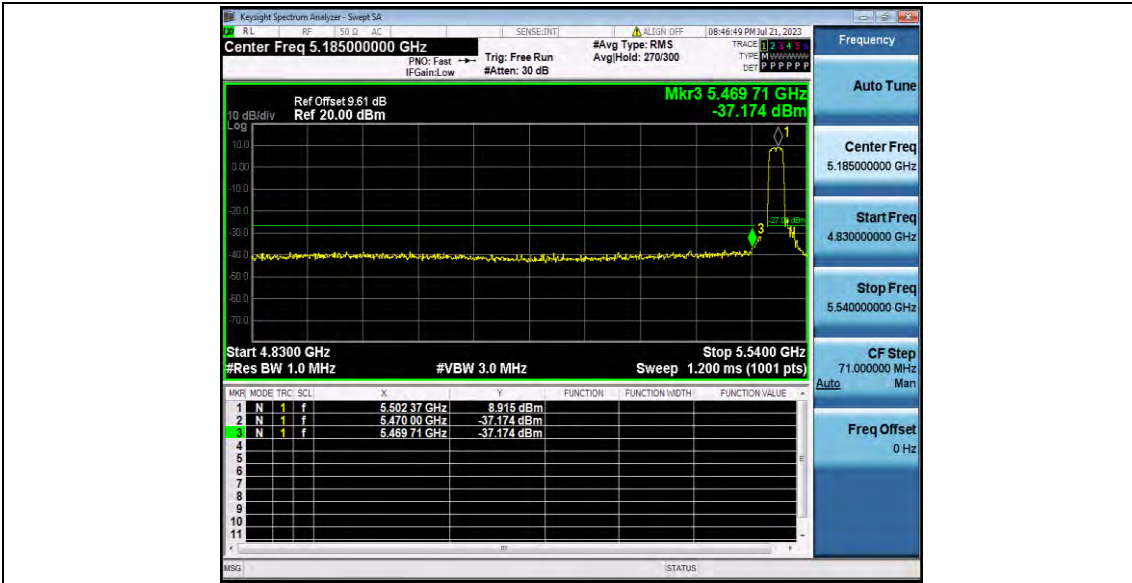
## Test Graphs B2



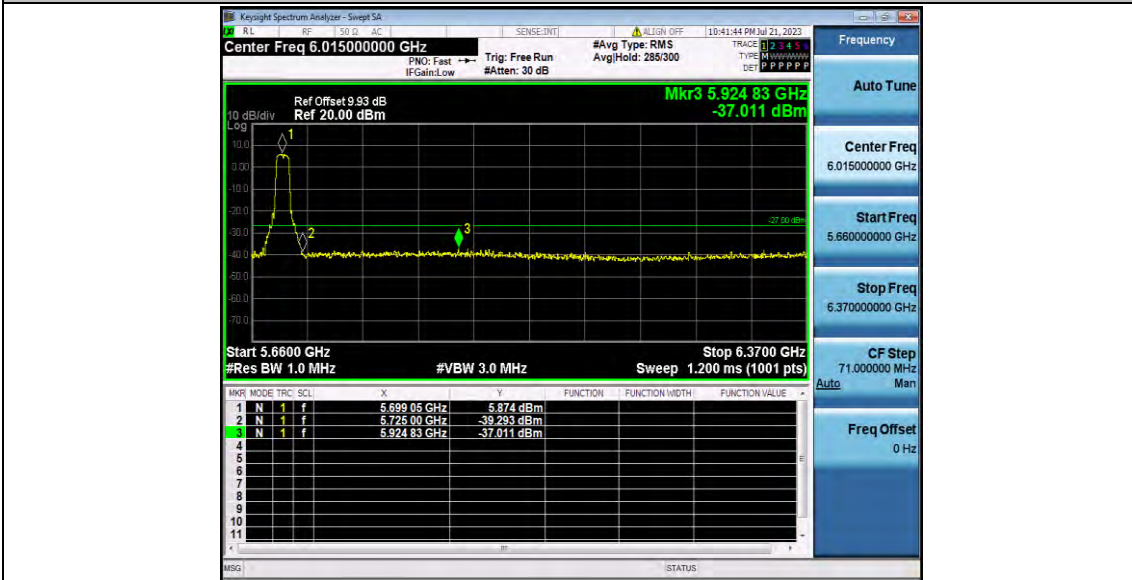
11A\_Ant2\_Low\_5500



11A\_Ant2\_High\_5700



11N20SISO\_Ant2\_Low\_5500



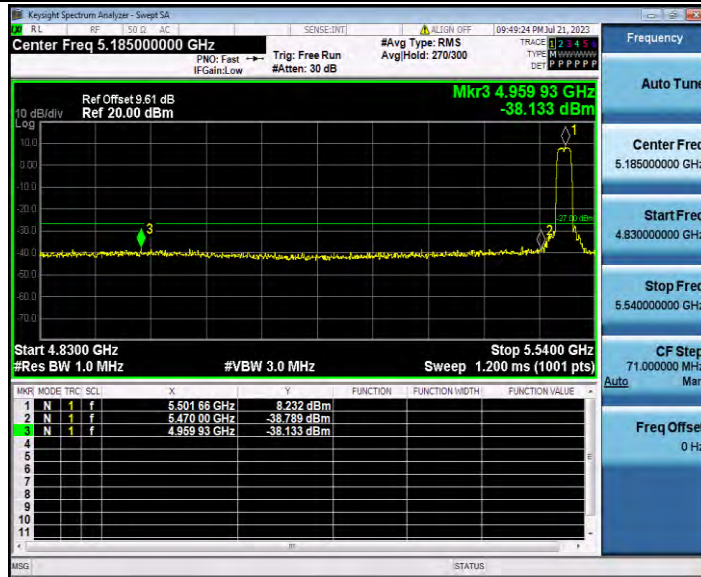
11N20SISO\_Ant2\_High\_5700



11N40SISO\_Ant2\_Low\_5510



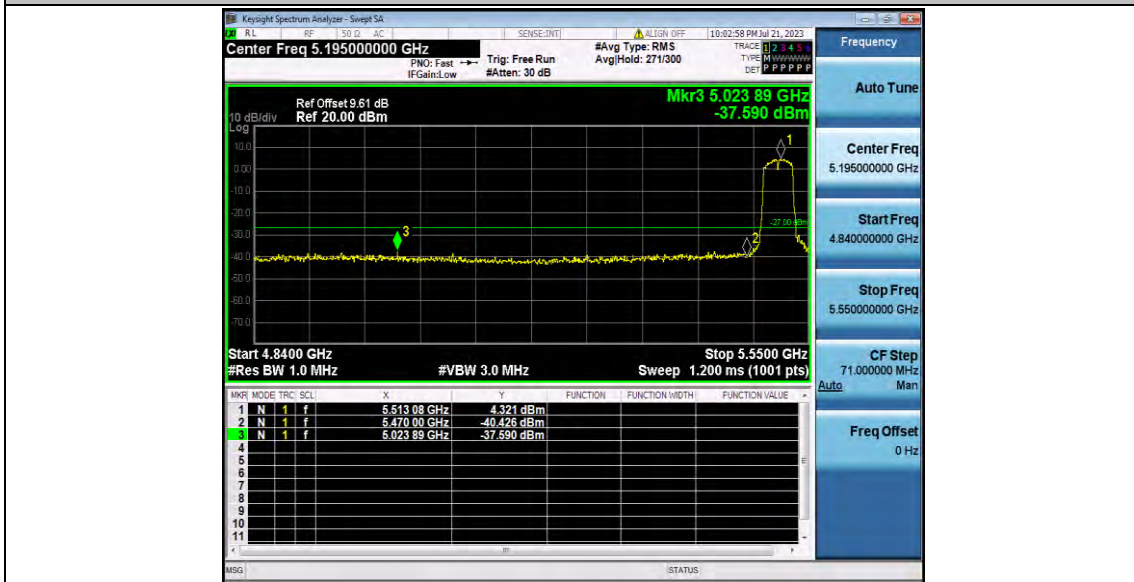
11N40SISO\_Ant2\_High\_5670



11AC20SISO\_Ant2\_Low\_5500



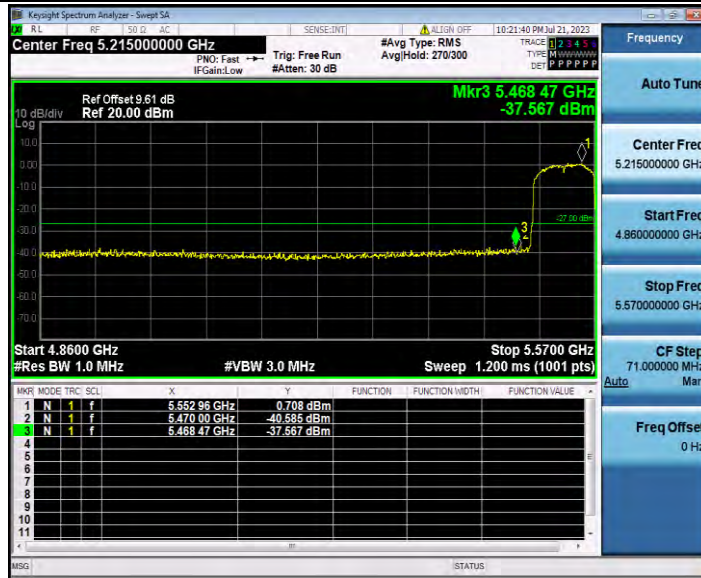
11AC20SISO\_Ant2\_High\_5700



11AC40SISO\_Ant2\_Low\_5510



11AC40SISO\_Ant2\_High\_5670



11AC80SISO\_Ant2\_Low\_5530



11AC80SISO\_Ant2\_High\_5610

## Appendix F.7: Conducted Spurious Emission

### Test Result

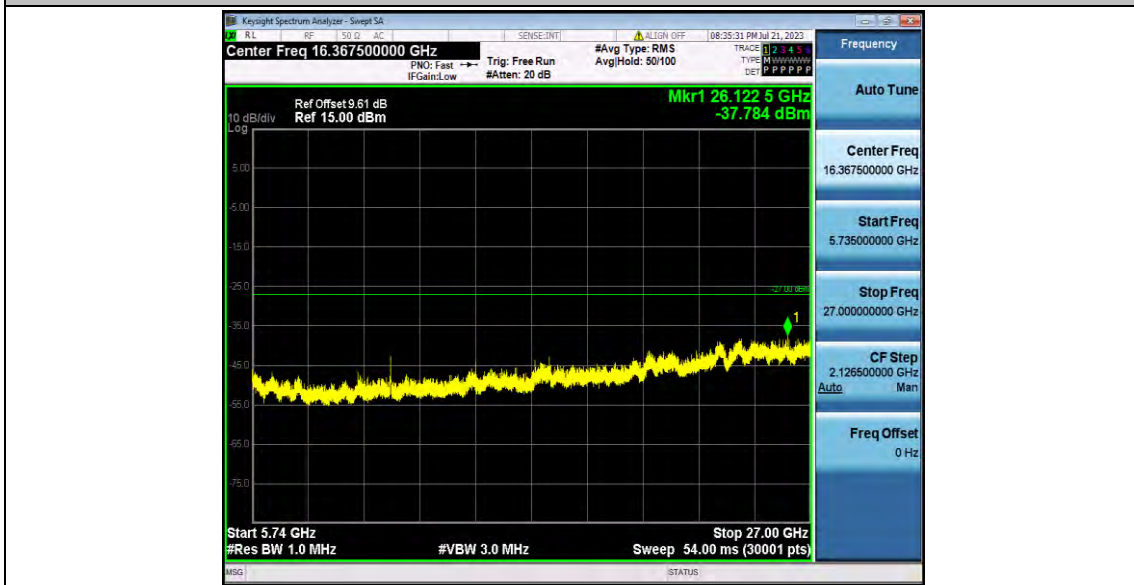
Test Mode	Antenna	Frequency[MHz]	FreqRange [MHz]	Max. Fre [MHz]	Max. Level [dBm]	Limit [dBm]	Verdict
11A	Ant2	5500	30~5460	5460	-43.49	≤-27	PASS
			5735~40000	26122.46	-37.78	≤-27	PASS
		5600	30~5460	5455.48	-45.52	≤-27	PASS
			5735~40000	24302.18	-37.81	≤-27	PASS
		5700	30~5460	4908.49	-46.13	≤-27	PASS
			5735~40000	23547.27	-37.06	≤-27	PASS
11N20SISO	Ant2	5500	30~5460	907.49	-45.74	≤-27	PASS
			5735~40000	26673.23	-37.53	≤-27	PASS
		5600	30~5460	5450.59	-46.34	≤-27	PASS
			5735~40000	23499.07	-37.53	≤-27	PASS
		5700	30~5460	5424.52	-45.74	≤-27	PASS
			5735~40000	25565.32	-37.57	≤-27	PASS
11N40SISO	Ant2	5510	30~5460	5450.59	-44.39	≤-27	PASS
			5735~40000	26015.43	-38.22	≤-27	PASS
		5590	30~5460	5381.08	-46.34	≤-27	PASS
			5735~40000	24882.71	-37.53	≤-27	PASS
		5670	30~5460	5301.81	-46.85	≤-27	PASS
			5735~40000	25065.59	-37.33	≤-27	PASS
11AC20SISO	Ant2	5500	30~5460	5348.5	-46.32	≤-27	PASS
			5735~40000	26997.16	-38.36	≤-27	PASS
		5600	30~5460	5457.65	-46.53	≤-27	PASS
			5735~40000	24755.12	-37.99	≤-27	PASS
		5700	30~5460	2322.91	-44.58	≤-27	PASS
			5735~40000	24256.82	-36.65	≤-27	PASS
11AC40SISO	Ant2	5510	30~5460	5409.32	-45.8	≤-27	PASS
			5735~40000	24303.6	-37.78	≤-27	PASS
		5590	30~5460	2322.18	-43.37	≤-27	PASS
			5735~40000	24243.35	-37.86	≤-27	PASS
		5670	30~5460	5306.87	-45.84	≤-27	PASS
			5735~40000	24159.7	-37.86	≤-27	PASS
11AC80SISO	Ant2	5530	30~5460	5459.82	-44.16	≤-27	PASS
			5735~40000	23618.16	-38.21	≤-27	PASS
		5610	30~5460	5443.71	-45.35	≤-27	PASS
			5735~40000	24269.57	-37.87	≤-27	PASS



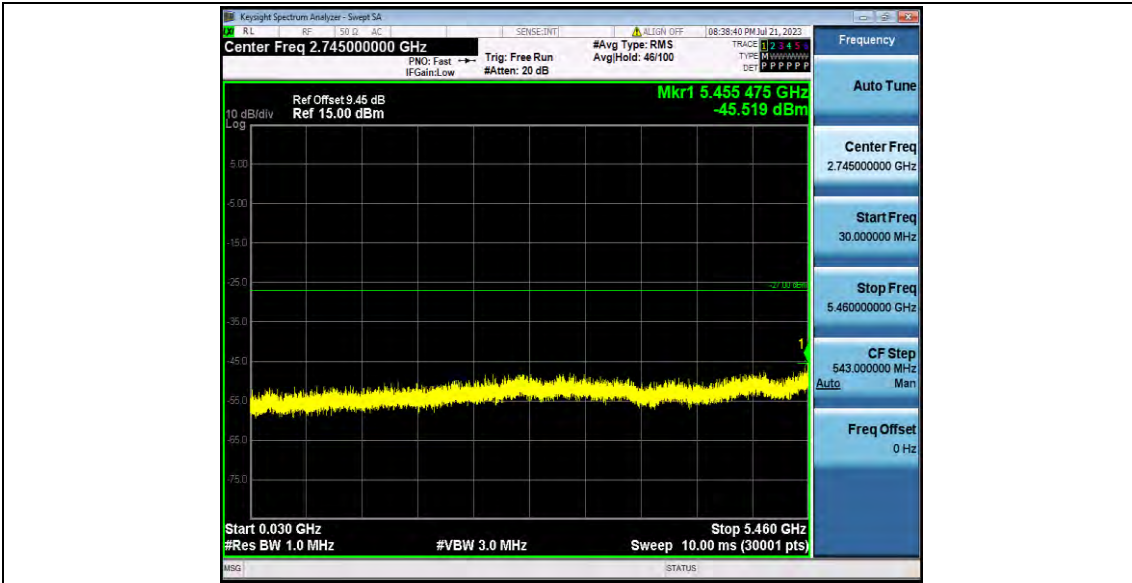
## Test Graphs



11A\_Ant2\_5500\_30~5460



11A\_Ant2\_5500\_5735~40000



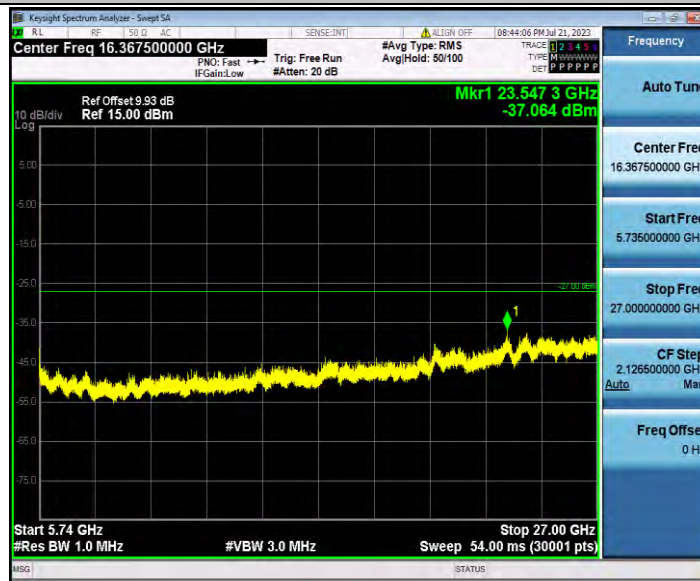
11A\_Ant2\_5600\_30~5460



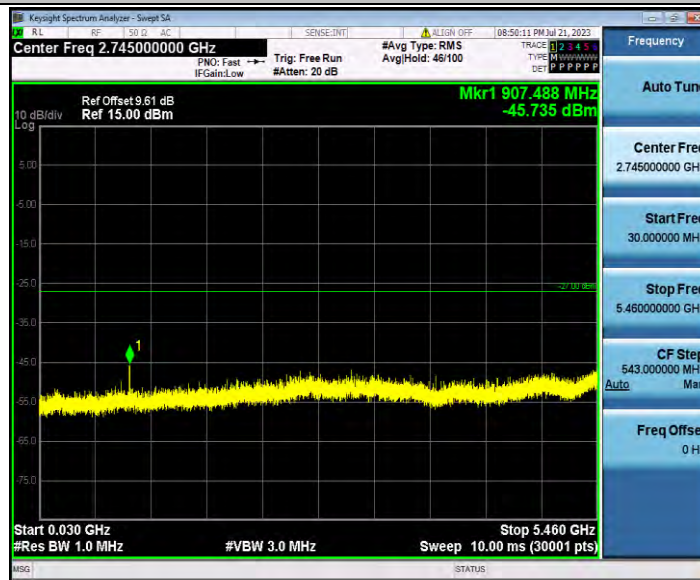
11A\_Ant2\_5600\_5735~40000



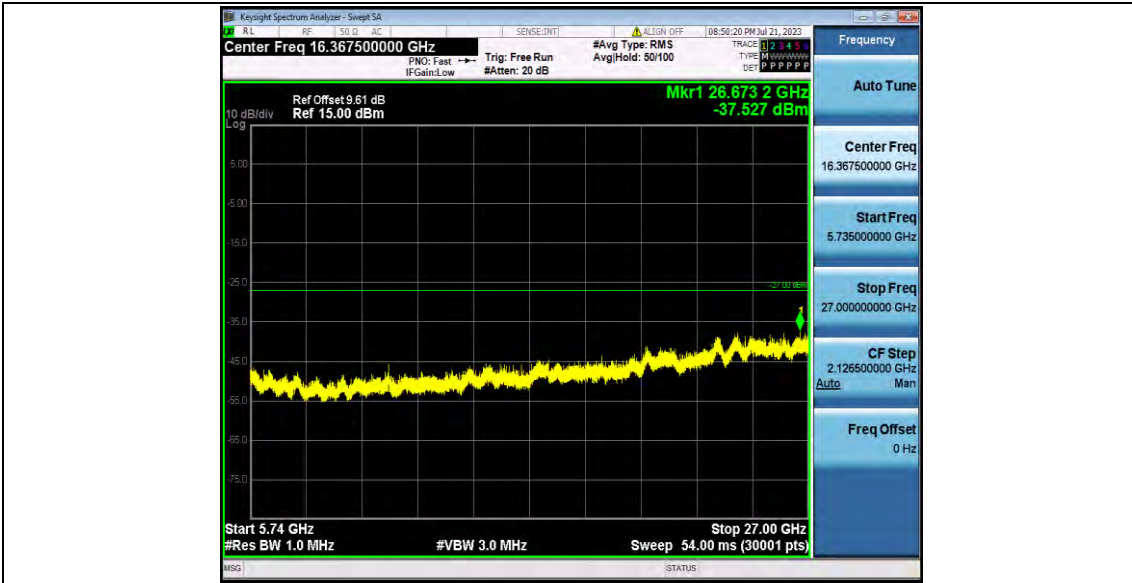
11A\_Ant2\_5700\_30~5460



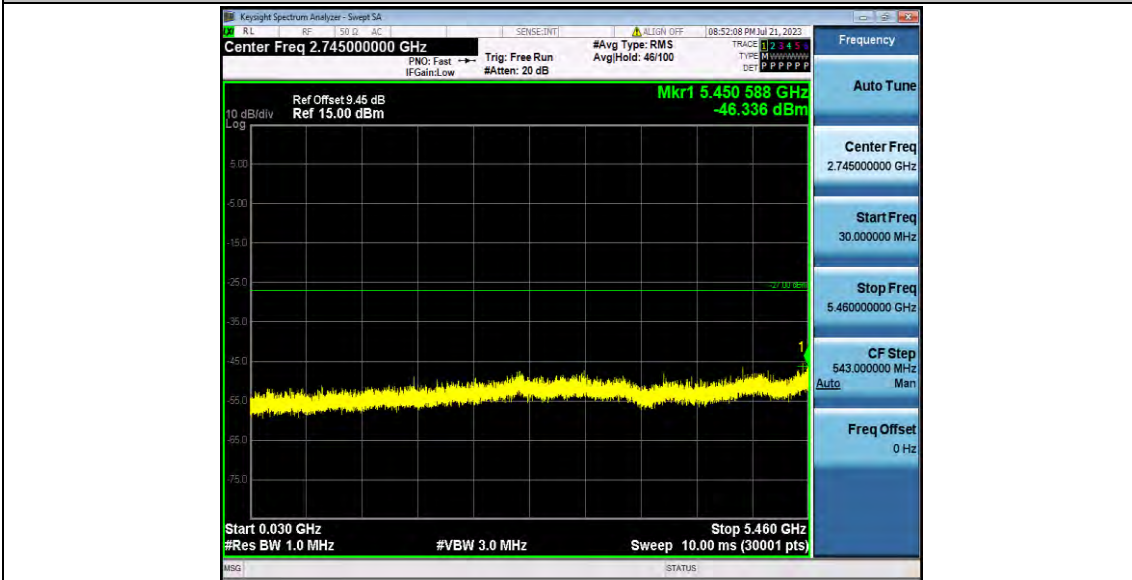
11A\_Ant2\_5700\_5735~40000



11N20SISO\_Ant2\_5500\_30~5460



11N20SISO\_Ant2\_5500\_5735~40000



11N20SISO\_Ant2\_5600\_30~5460



11N20SISO\_Ant2\_5600\_5735~40000



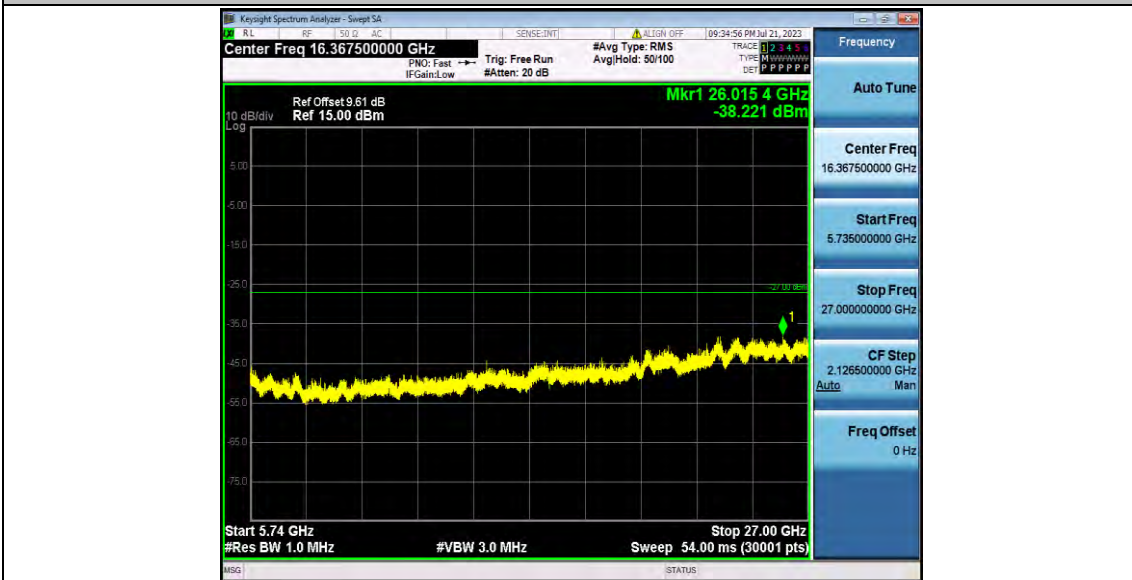
11N20SISO\_Ant2\_5700\_30~5460



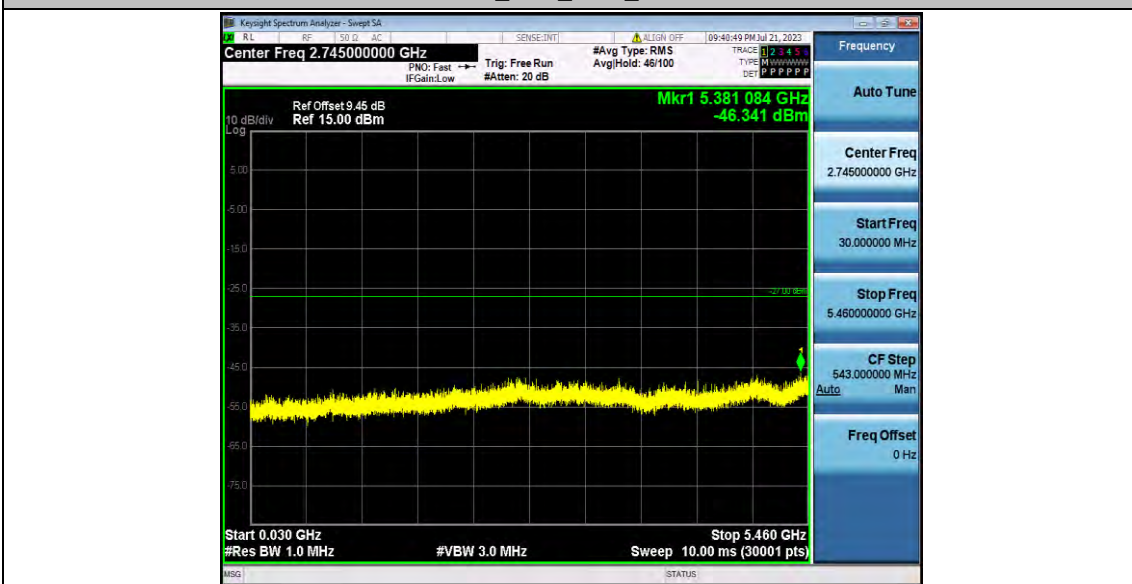
11N20SISO\_Ant2\_5700\_5735~40000



11N40SISO\_Ant2\_5510\_30~5460



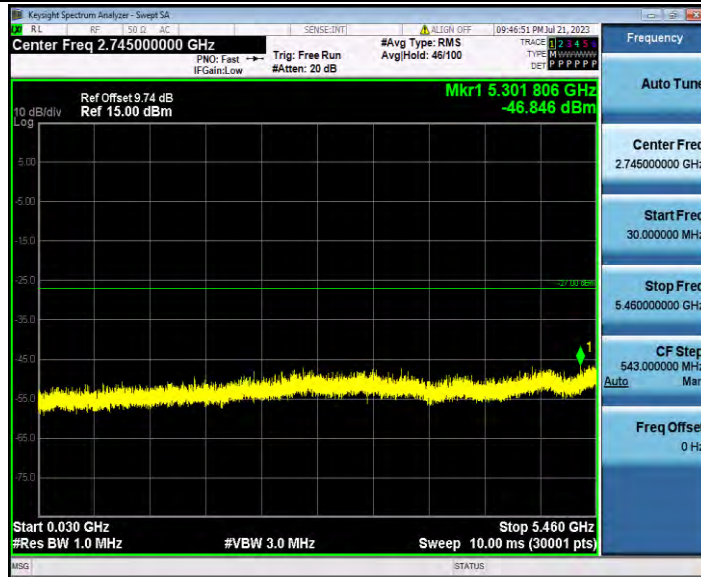
11N40SISO\_Ant2\_5510\_5735~40000



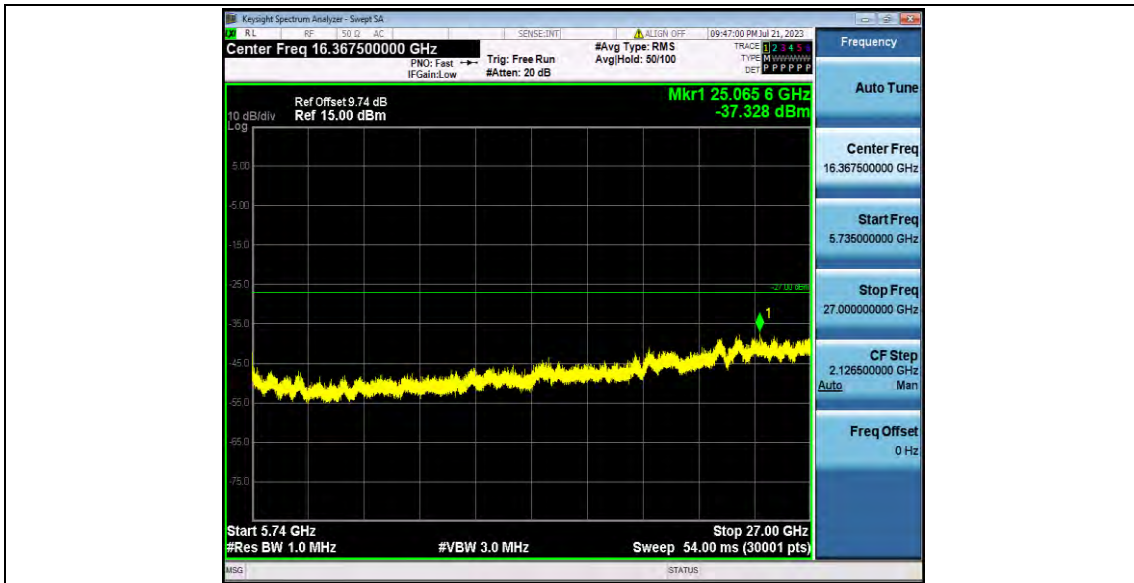
11N40SISO\_Ant2\_5590\_30~5460



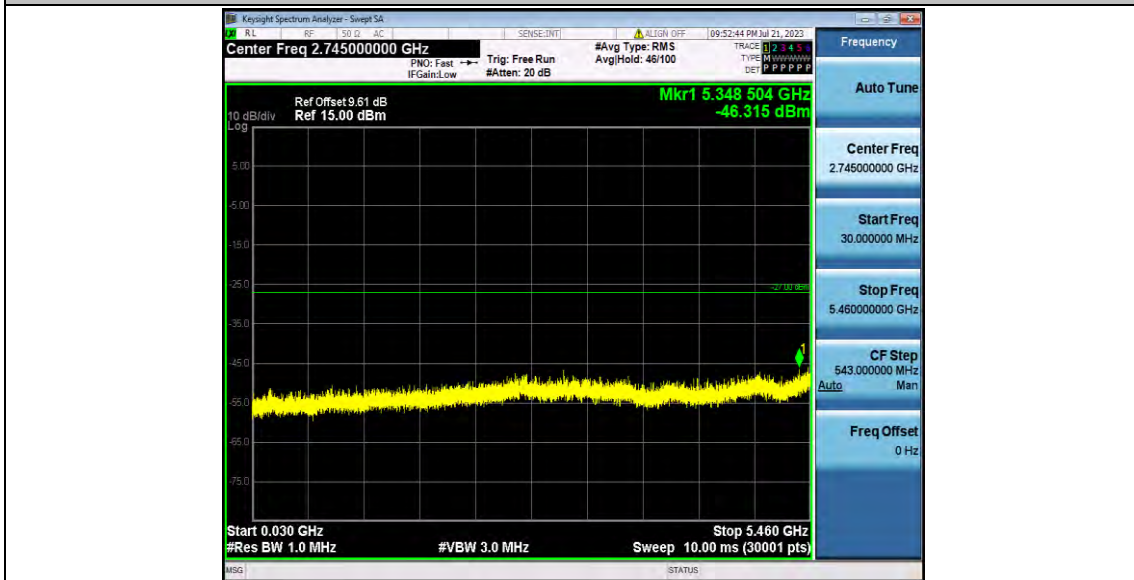
11N40SISO\_Ant2\_5590\_5735~40000



11N40SISO\_Ant2\_5670\_30~5460



11N40SISO\_Ant2\_5670\_5735~40000

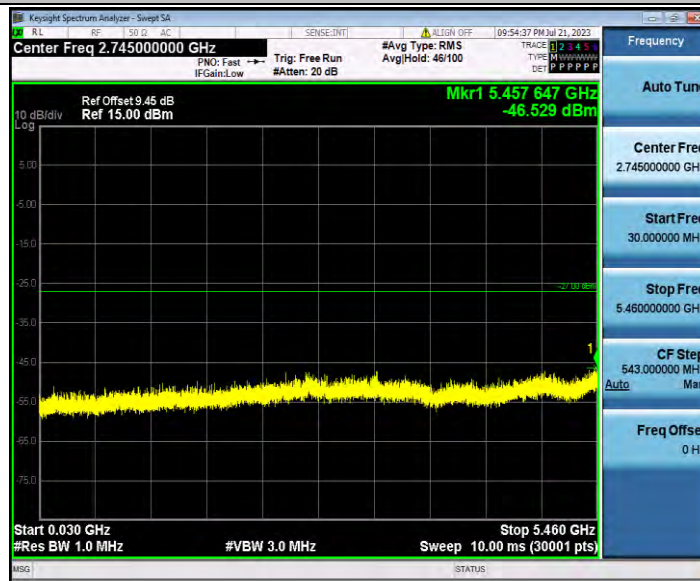


11AC20SISO\_Ant2\_5500\_30~5460





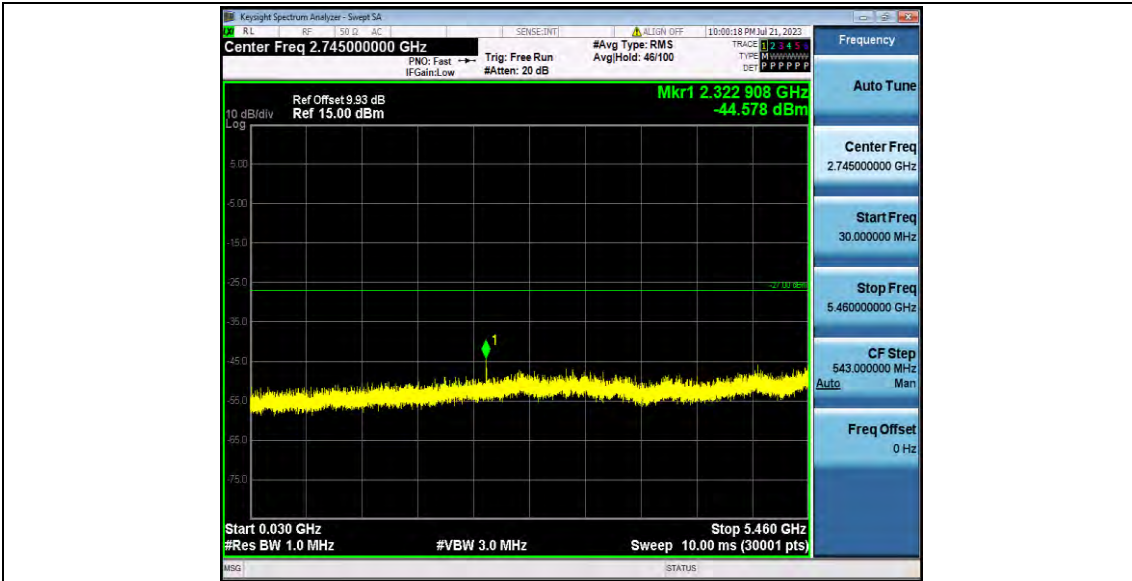
11AC20SISO\_Ant2\_5500\_5735~40000



11AC20SISO\_Ant2\_5600\_30~5460



11AC20SISO\_Ant2\_5600\_5735~40000



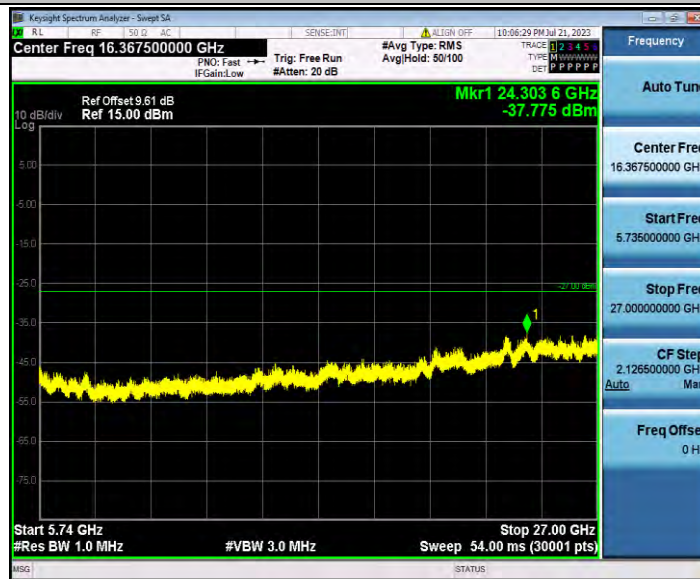
11AC20SISO\_Ant2\_5700\_30~5460



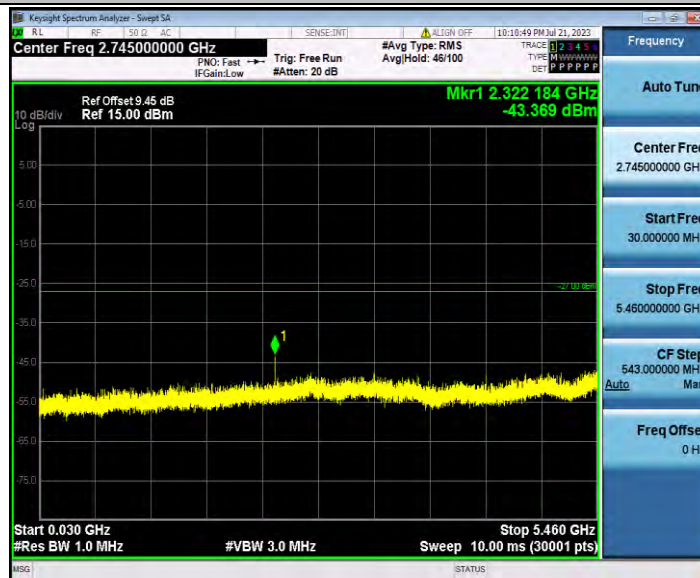
11AC20SISO\_Ant2\_5700\_5735~40000



11AC40SISO\_Ant2\_5510\_30~5460



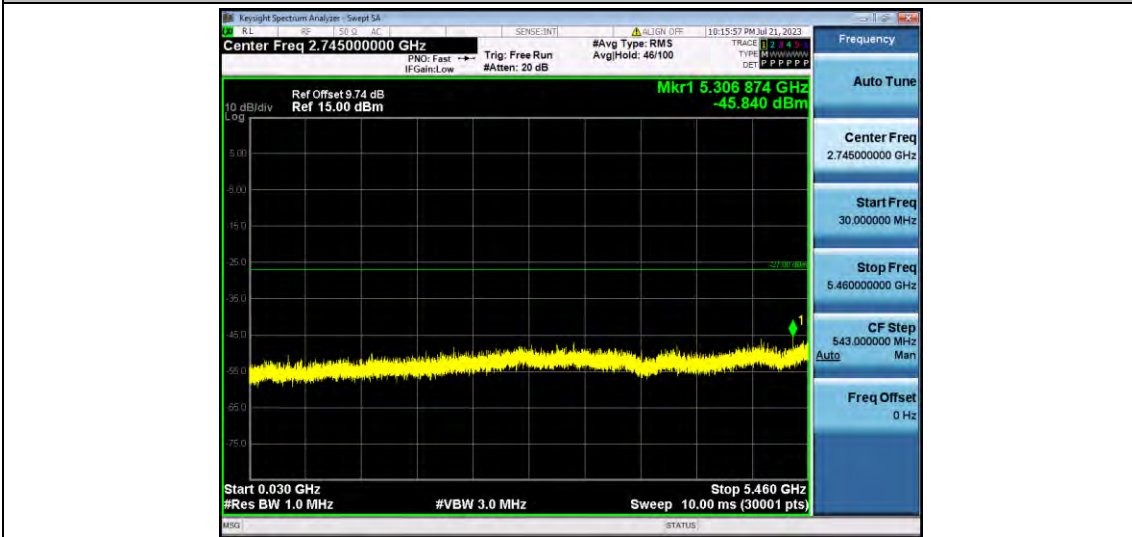
11AC40SISO\_Ant2\_5510\_5735~40000



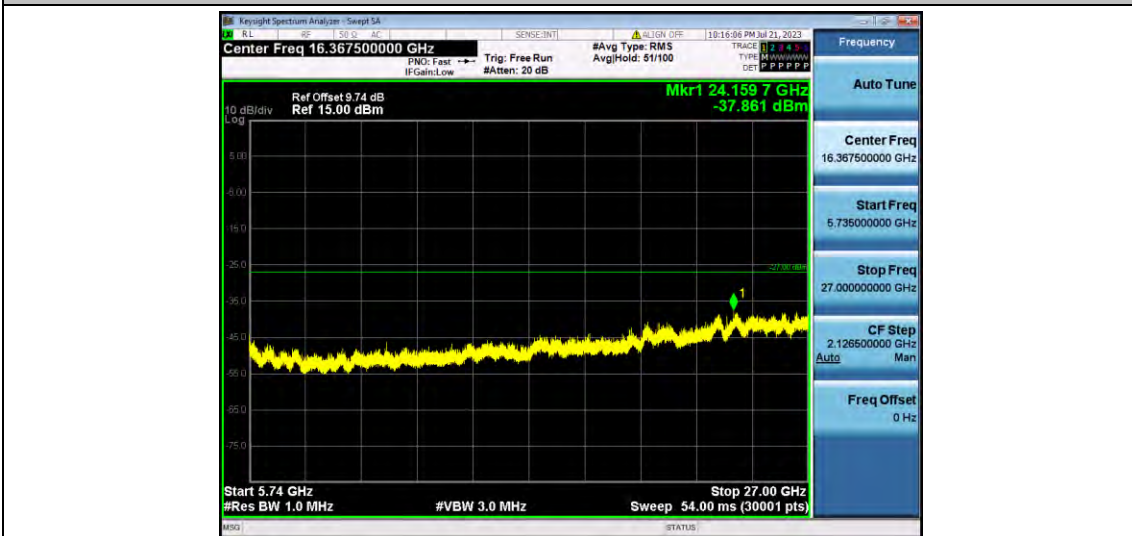
11AC40SISO\_Ant2\_5590\_30~5460



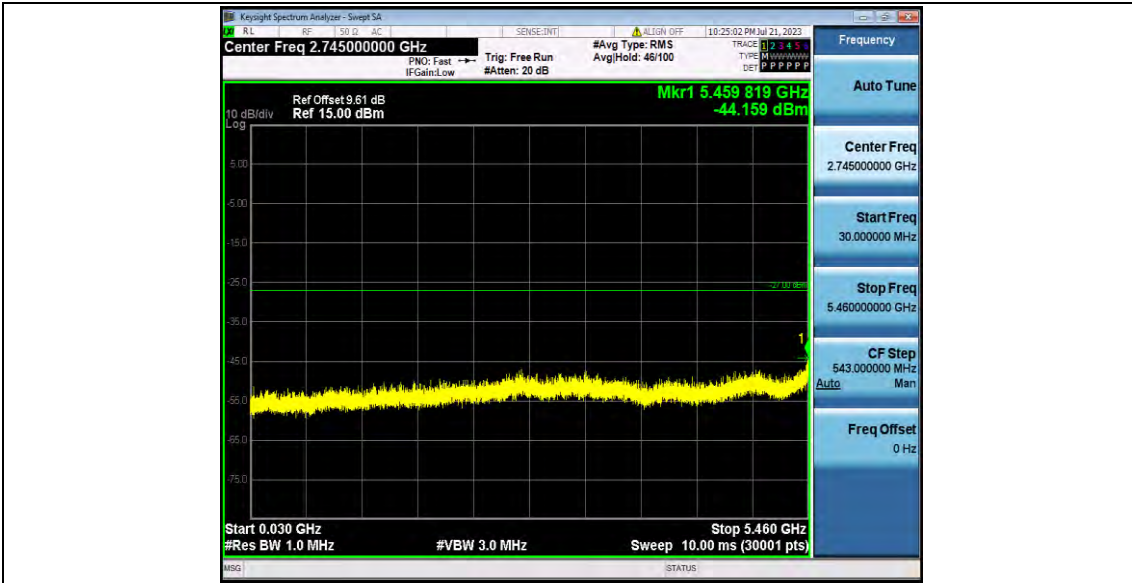
11AC40SISO\_Ant2\_5590\_5735~4000



11AC40SISO\_Ant2\_5670\_30~5460



11AC40SISO\_Ant2\_5670\_5735~4000



11AC80SISO\_Ant2\_5530\_30~5460



11AC80SISO\_Ant2\_5530\_5735~40000



